

इंडियन ऑयल कॉर्पोरेशन लिमिटेड

बोंगाईगौव रिफाइनरी

डाकघर : धालीगौव - 783 385

जिला : चिरांग (असम)

Indian Oil Corporation Limited

Bongaigaon Refinery

P.O. : Dhalgaon, Dist. : Chirang, Assam-783385

Phone : 03664-

E-mail :

Website : www.iocl.com FAX : 03664-



रिफाइनरी प्रभाग
Refineries Division

REF: IOC/BGR/HSE/ECR-DHDT/MoEF&CC/2025-26/01

Date: 08/12/25

To
The Regional Officer,
Ministry of Environment, Forest and Climate Change,
Integrated Regional Office, Guwahati,
4th Floor, House fed Building,
GS Road, Rukminigaon Guwahati-781022

Subject: EC Compliance Report for 1st Half Yearly period of Fy 2025-26 from 1st April'25 to 30th September'25 for "Diesel Hydro Treatment Plant"

Reference: MoEF letter No. J.11011/78/2001-IA-II (I) dated 25/06/2002

Dear Sir,

With reference to the above, we are enclosing herewith the Six Monthly EC compliance Report for 1st half of the Fy 2025-26 for the period from 1st April'25 to 30th September'25 for your kind perusal. The reports are being sent as per EIA Rules'2006 for the "Environmental Clearances" issued by MoEF&CC to Bongaigaon Refinery, (BGR) for "Diesel Hydro Treatment Plant".

Thanking You

Yours faithfully,

(Biman Gogoi)

DGM (HSE)

Ph: 03664-25-3321

Copy to:

1. Member Secretary, Pollution Control Board, Assam
Bamunimaidam, Guwahati - 781 021
2. Zonal Officer, Central Pollution Control Board
Eastern Zonal Office, TUM-SIR, Lower Motinagar,
Near Fire Brigade H.Q., Shillong - 793014

Half Yearly Report for “Diesel Hydro Treatment Plant
(1st April 2025 to 30th September 2025)



Submitted by:

**Indian Oil Corporation Limited
Bongaigaon Refinery
P.O Dhaligaon, District-Chirang, Assam**

Diesel Hydro-treatment Project

MoEF letter No. J.11011/78/2001-IA-II (I) dated 25/06/2002,
Renewal of "Environment Clearance" by MoEF on 01.05.2006
(1st April 2025 to 30th September 2025)

INDEX:

Sl. No	Conditions	Status
1.	Specific & General Conditions Compliance status of Diesel Hydro Treatment Project	Annexure- A
2.	Six monthly Stack Monitoring/ Air Quality Data	Furnished in Appendix-A1
3.	Six monthly Effluent discharged Quantity, Quality	Furnished in Appendix-A2
4.	Tree Plantation Data	Furnished in Appendix-A3
5.	Quarterly Fugitive Emission Data	Furnished in Appendix-A4
6.	Annual return of Hazardous Waste	Furnished in Appendix-A5(a)
7.	Authorization from PCBA under Hazardous Waste (Management, Handling and Transboundary Movement Rules 2008)	Furnished in Appendix-A5(b)
8.	Details of Wastewater treatment and disposal system	Furnished in Appendix-A6
9.	Quarterly Noise Survey Report.	Furnished in Appendix-A7
10.	Status of Rainwater Harvesting	Furnished in Appendix-A8
11.	Screen Shot of IOCL Website upload of report	Furnished in Appendix-A9
12.	NABL certificate of QC Lab of Bongaigaon Refinery	Furnished in Appendix-A10
13.	Employees Occupational Health Checkup Status	Furnished in Appendix-A11
14.	Flare system.	Furnished in Appendix-A12

Good to go
by HSC

Signature
SO (HSC)

1.0 ANNEXURE-A:

Sl. No	Specific Conditions	Compliance Status
i	The company must comply with conditions and safeguards stipulated by the Ministry while granting environmental clearance to the refinery expansion project vide Ministry's OM No. J-11011/24/90-IA II (I) dated 3 rd June 1991	All conditions of the environmental clearance have been complied and verified by statutory agencies time to time. (Please Refer to compliance report of Refinery Expansion Project and other compliance report against EC granted to BGR.)
ii	A comprehensive risk assessment study for the complex must be undertaken and report submitted to the Ministry before commissioning of the Diesel hydro-treatment project.	1. Rapid Risk Analysis (RRA) was carried by M/s EIL in September 2006, and a copy of the report was also submitted to your good office vide our letter No. BRPL/ENV/MS-MAX/06-07/03 dated 08.11.2006. 2. Comprehensive Risk Assessment was conducted by M/s Chilworth Technology Pvt. Ltd. was submitted on 11.10.2010. 3. Post commissioning, fresh CRA was carried out by M/S CGC Converse Technologies in the year 2016 and M/s Environmental Technical Service Ltd. in the year 2021.
iii	The company must formulate and firm up a scheme/action plan for handling the oily sludge which is presently being disposed off into the oil sludge lagoon. The firmed up plan must be submitted to the Ministry within one year.	BGR has engaged authorized third party for processing of the oily sludge & recovery of oil from the oily sludge stored in the sludge lagoon by mechanized centrifuge processing. Melting pit facility is also available for recovering oil from oily sludge. During FY 2025-26, 1989 MT of oily sludge has been processed by mechanized processing. A confined bio reactor was commissioned in July 2017 in association with IOCL R&D for bio-remediation of residual oily sludge.
iv	The project proponent shall also comply with all the environmental protection measures and safeguards recommended in the EMP and risk analysis report prior to commissioning of the project.	Environmental protection measures and safeguards recommended in the EMP and in risk analysis reports are implemented & complied.
v	Company must take additional measures to mitigate the risks, including the following:	-
	a. Provision of double mechanical seal for the pumps handling H ₂ S to reduce the frequency of failure	Taken care off in design stage, installed & commissioned.
	b. Provision of adequate no. of H ₂ S detector (s) in appropriate locations of the plant for early detection of the leak, so that the release duration and hence the hazardous consequence is reduced.	Following no. of H ₂ S detectors along with HC/H ₂ detectors provided in various process units under DHDT project as on 30 th March 2023 after new addition. DHDT: (HC~35, H ₂ S~5, H ₂ ~9) HGU, DHDT CT & H ₂ Bullets: (HC~15, H ₂ S~4, CO~4, H ₂ ~11) ARU: (HC~1 & H ₂ S~6) SWSU: (HC~1 & H ₂ S~7) SRU: (H ₂ S~15, HC~3 & H ₂ ~2) DHDT-Utility Area: (H ₂ S~12, HC~8, H ₂ ~4)
	c. Provision of emergency stop button for rich amine group in the control room to stop the pump.	Taken care off in design stage, installed & commissioned.
vi	Government of Assam (Dept. of Forest and Wildlife), must prepare a contingency plan to mitigate the adverse impact of the increased human activities on the wildlife	Complied. i) Free LPG connection under 'Prime Minister's 'Ujjwala Yojana' has been provided by IOC, (M D), in the villages mentioned

Gadhalu
CH, HSE

Saurav
SOL HSE

<p>habitat around the refinery, mainly w.r.t. Golden Langur. Funds for implementing mitigation strategies should be provided by the company. The refinery should also arrange to provide free gas to the villagers residing within Kakoiijana reserved forests as well as residents of Hapachara, Garegaon, Gorapara, Rabhapara and Chitkagaon, so that felling of trees for fuel wood is reduced. A comprehensive Action Taken Repot should be submitted within one year.</p>	<p>ii) BGR has planted around 3000 tree saplings in Rabhapara in Kakoiijana Reserve Forest</p> <p>iii) Awareness program was also arranged by IOCL, BGR, among the adjoining villagers of Kakoiijana Reserve Forest time to time.</p> <p>One such program was arranged where noted environmentalist Padma Shri Dr. Jadav Payang was present as a guest speaker.</p>
--	---

Sl. No.	General Conditions	Compliance Status
1	The project authority must adhere to the stipulations made by Assam State Pollution Control Board and State Government.	<p>Complied.</p> <p>All stipulations by the Pollution Control Board of Assam are strictly followed.</p>
2	No expansion or modification of the plant should be carried out without prior approval of this Ministry.	<p>EC was granted by MoEF&CC to BGR for INDMAX & BS-VI projects vide letter F. no. J11011/48/2016-LA-II (I), Dated 19th Apr'2017.</p> <p>The project is implemented and commissioned with enhanced expansion of Crude processing from 2.35 to 2.7 MMTPA, other associated projects like DHDT enhanced capacity from 1.2 to 1.8 MMTPA, HGU from 25 KTPA to 30 KTPA, revamp of CRU-MSQ and SRU.</p> <p>All the units of the Projects are commissioned successfully.</p>
3	Handling, manufacturing, storage and transportation of hazardous chemicals should be carried out in accordance with the Manufacturing, storage and transportation of hazardous chemicals Rules, 1989, as amended in 1991. Permission from State and Central nodal agencies in this regard must be obtained.	<p>Complied.</p> <p>Quarterly compliance report with respect to "Implementation of the Integrated Guidance framework for Chemicals Safety in respect of the Isolated Storages and Industries covered under the Manufacture, Storage and Import of Hazardous Chemical Rules, 1989 in Compliance to the orders of the Hon'ble National Green Tribunal in O.A No. 60/2021 – reg. being sent to PCBA.</p>

Good Lab
04/11/21

Lawrence
50 (HSE)

4	Hazardous waste, if any, must be handled and disposed as per Hazardous waste (Management and handling) Rules, 2008. Authorization from the State Pollution Control Board in this regard must be obtained.	Complied. Authorization under Hazardous and Other Waste (Management, and Transboundary Movement) Rules 2016 obtained from PCBA and valid up to 31 st March 2027. Copy attached as Appendix A5(b).
5	Adequate provisions for infrastructure facilities such as water supply, fuel, sanitation etc. should be ensured for construction workers during the construction phase so as to avoid felling of trees and pollution of water and the surrounding.	Complied. Infrastructure facilities like water supply, canteen facility, and sanitation were provided during the project construction period to the workers.
6	The overall noise levels in and around the plant area should be kept well within the standards (85 dBA) by providing noise control measures including acoustic hoods, silencers, enclosures etc. on all sources of noise generation. The ambient noise levels should conform to the standards prescribed under EPA Rules, 1989 viz. 75 dBA (daytime) and 70 dBA (nighttime).	Complied. a) Taken care of the design stage, installed & commissioned. b) Precautionary measures were taken during the construction period to control the noise level & present activities do not generate noise of high db. c) Quarterly Noise Survey is being carried out regularly to check noise level. Quarterly Noise survey report for the period of 1 st April 2025 to 30 th September 2025 is attached as Appendix A7.
7	Occupational health Surveillance of the workers should be done on a regular basis and records maintained.	Complied. Report Attached as Appendix A11
8	A separate environmental management cell with full-fledged laboratory facilities to carry out various management and monitoring functions should be set up under the control of Senior Executive.	A well-equipped Laboratory exists in the complex. The Laboratory of BGR is accredited by NABL. Attached as Appendix A10
9	The funds earmarked for the environmental protection measures should be reported to this Ministry and SPCB.	Complied. Funds were made available to implement all recommendations
10	Six monthly status reports on the project vis-a-vis Implementation of environmental measures should be submitted to this Ministry (Regional Office, Shillong/ CPCB/ SPCB).	Complied. Soft copy of last six months' compliance reports was submitted. Screen shot attached as Appendix A9.
11	The project proponent should advertise in at least two local newspapers widely circulated in the region around the project, one of which shall be in the vernacular language of the locality concerned informing that the project has been accorded environmental clearance by the Ministry and copies of the clearance letter are available with State Pollution Control Board/Committee and may also be seen at Website of the Ministry and Forests at http://envfor.nic.in The advertisement should be made within 7 days from the date of issue of the clearance letter and a copy of the same should forwarded to Ministry's Regional Office at Shillong.	Complied.

G. K. Saha
CH, HSE

S. S. Saha
SOL HSE

12	The Project Authorities should inform the Regional Office as well as the Ministry the date of financial closer and final approval of the project by the concerned authorities and the date of land development work.	Board of Directors of the Company has approved revised cost estimate of INR.1701.52 Crore. Last capitalization date is 06.06.2015. The initial capitalization date is 13.08.2011 (Original approved cost is Rs. 1431.91 crore) for this project on 28th May 2008. Financial closure of DHDT Project is not yet complete because of some pending issues of GTG package, which is part of DHDT Project.
----	--	--

Sl. No	CONDITIONS (As given in concurrence to changes in Env. Clearance dated May 1, 2006)	
i	The total SO ₂ emission level from the unit after the proposed upgradation shall not exceed 40 kg/MT of the feed.	Taken care in design stage itself.
ii	The company shall comply with the revised standards of NO _x emission.	
iii	The total effluent generation shall not exceed 7.9 m ³ /hr. The freshwater consumption shall not exceed 275 m ³ /hr.	
iv	No further modernization of project shall be carried out without prior permission of this Ministry.	Complied. EC was granted by MoEF& CC to BGR for INDMAX & BS-VI projects vide letter F, No. J11011/48/2016-IA-II (I), Dated 19 th Apr'2017. The project aims to enhance expansion of Crude processing from 2.35 to 2.7 MMTP, other associated projects, e.g. DHDT capacity from 1.2 to 1.8 MMTP, HGU from 25 KTPA to 30 KTPA, CRU-MSQ revamp and SDS(SRU) unit. All the units of the Projects are commissioned successfully.
v	The company shall comply with the conditions stipulated in the clearance order of even no. dated 25 th June 2002.	Complied.
vi	The company shall carry out a comprehensive risk assessment study and a copy submitted to the Ministry before commissioning of the Diesel Hydro Treatment Project. A comprehensive risk assessment study for the complex must be undertaken and report submitted to the Ministry before commissioning of the Diesel hydro-treatment project.	Complied. 1. Rapid Risk Analysis (RRA) was carried by M/s EIL in September 2006, and a copy of the report was also submitted to your good office vide our letter No. BRPL/ENV/MS-MAX/06-07/03 dated 08.11.2006. 2. Comprehensive Risk Assessment was conducted by M/s Chilworth Technology Pvt. Ltd. was submitted on 11.10.2010. 3. Post commissioning, fresh CRA was carried out by M/s CGC Converse Technologies in the year 2016 and M/s Environmental Technical Service Ltd. in the year 2021.

[Signature]
JOL/HSE/

[Signature]
JOL/HSE/

Status of Diesel Hydro-Treatment Project

(1st April 2025 to 30th September 2025)

**Environmental Clearance for Diesel Hydro-treatment Project,
MoEF's Letter No. J.1101/78/ 2001- IA- II (I) dated 25/06/2002**

Status:

Some of the important milestones towards implementing of the project:

1. **Renewal of "Environment Clearance" from the Ministry of Environment & Forests:**
The Ministry of Environment & Forests had conveyed its 'No Objection' to the proposed revised Diesel up gradation project at Indian Oil - Bongaigaon Refinery vide their letter No. J-1101/78 /2001- IA 11(1) dated 01.05.2006.
2. **Renewal of "NOC" from State Pollution Control Board:**
Pollution Control Board of Assam had renewed the NOC vide their letter No. WB/Z-II/T-1 345/2000-2001/138 Dated Guwahati, the 8th May 2006
3. **Board approval for Project:**
Board of Directors of IOCL has approved revised cost estimate of Rs.1701.52 Crore (original approved cost is Rs. 1431.91 crore) for this project.
4. **Fresh REIA & RRA Study:**
REIA & RRA study for the project was carried out by M/s EIL, New Delhi. Final report was submitted in September 2006.

Further, HAZOP study for DHDT unit (13.12.06 to 22.12.06), Sulfur Block (15.01.07 to 24.01.07), HGU (08.10.07 to 12.10.07) and OSBL Utilities & Off sites (16.10.07 to 17.10.07) completed and reports submitted by EIL on 04.01.07, 17.02.07, 27.10.07 & 31.10.07 respectively.

Fresh HAZOP study completed by Asia Pacific Risk Management Services Pvt. Ltd in February 2014

Further, Fresh EIA & RRA for New Projects conducted in 2015-16 by M/s ABC Techno Lab Pvt. Ltd, Chennai

1. Commissioning of various units under DHDT project:

- a) All the utilities & off sites viz. LP steam, MP steam, VHP steam, Service Water, DM water, Drinking water, Nitrogen, Process Air, Inst. Air, CK, Slop, GO, FG lines commissioned
- b) H₂ unloading & Storage facility along with H₂ unloading Compressor commissioned
- c) All the Seven Feed tanks commissioned
- d) Nitrogen Plant & Flare System commissioned
- e) Hydrogen Generation Unit (HGU) commissioned in March 2011
- f) Diesel Hydro Treatment (DHDT) Unit has been commissioned in August 2011.
- g) Amine Absorption Unit & Sour Water Stripping Unit commissioned
- h) Sulfur Recovery Unit (SRU) commissioned in December 2012.
- i) Gas Turbine Generator (GTG) with Heat Recovery Steam Generator (HRSG) commissioned in May 2013.
- j) HGU Revamp (Capacity enhancement from 25 TMTA to 30 TMTA) in March 2020.
- k) DHDT capacity enhancement from 1.2 MMTA to 1.8 MMTA in March 2020.





2.0 APPENDIX -A1

STACK MONITORING DATA: (1st April 2025 to 30th September 2025)

A. SO₂ Emission (mg/Nm³)

Stacks	Emission Std.	Observed value		
		Min	Avg.	Max
CDU-I	For Existing Refineries For F.O. = 1700 For F.G. = 50 For New Refineries For F.O. = 850 For F.G. = 50	5.78	15.40	71.48
DCU-I		3.0	24.60	33.0
CDU-II		2.14	13.54	36.91
DCU-II		1.41	20.44	45.67
CPP		1.15	27.96	165.52
HOT-1		3.27	103.56	428.49
Reformer		6.46	40.84	201.29
HOT-2		Shut Down		
Isomerization		0.53	24.26	55.34
DHDT		3.27	5.28	7.17
HGU		5	5.88	20.85
NEW SRU		41.34	51.47	63.18
GTG		1	8.84	27.35
IGHDS		0.15	20.58	381.09
NHT		0	5.30	10.33
INDMAX		0	53.19	402.53

B. NO_x Emission (mg/Nm³)

Stacks	Emission Std.	Observed value		
		Min	Avg.	Max
CDU-I	For Existing Refineries For F.O. = 450 For F.G. = 350 For New Refineries For F.O. = 350 For F.G. = 250	3.04	16.27	33.93
DCU-I		2.58	30.50	39.42
CDU-II		6.88	18.02	52.34
DCU-II		0.62	19.72	30.59
CPP		33.49	33.89	35.72
HO-1		0	44.24	75.53
Reformer		0	10.92	34.74
HO-2		Shut Down		
Isomerization		0.21	23.48	44.85
DHDT		6.2	6.81	7.92
HGU		19.68	38.31	70.36
NEW SRU		6.44	8.87	11.33
GTG		2.99	11.53	16.01
IGHDS		2.65	42.41	137.54
NHT		NR	NR	NR
INDMAX		20.73	22.34	22.46

Signature
SO (HSE)

Signature
ay HSE

C. PM Emission (mg/Nm³)

Stacks	Emission Std.	Observed value		
		Min	Avg.	Max
CDU-I	For Existing Refineries For F.O. = 100 For F.G. = 10 For New Refineries For F.O. = 50 For F.G. = 5	0.98	11.55	17.25
DCU-I		0.03	10.47	17.72
CDU-II		0.99	6.11	11.5
DCU-II		1.22	4.29	8.06
CPP		1.43	1.59	1.65
HO-1		0.89	1.80	9.58
Reformer		4.02	12.60	27.36
HO-2		Shut Down		
Isomerisation		2.89	8.61	12.82
DHDT		0.88	1.54	2.3
HGU		0.48	4.54	33.73
NEW SRU		20.74	21.5	43.78
GTG		0.19	2.26	3.75
IGHDS		0.84	0.85	0.86
NHT		0.33	0.49	0.49
INDMAX		0.0	6.77	38

D. CO Emission (mg/Nm³)

Stacks	Emission Std.	Observed value		
		Min	Avg.	Max
CDU-I	For Existing Refineries For F.O. = 200 For F.G. = 150 For New Refineries For F.O. = 150 For F.G. = 100	3.64	7.04	9.27
DCU-I		0.4	3.26	4.34
CDU-II		9.11	9.83	11.13
DCU-II		1.07	6.20	14.1
CPP		14.55	18.14	20.58
HO-1		11.5	12.65	19.82
Reformer		0.12	2.83	17.8
HO-2		Shut Down		
Isomerisation		0.18	4.03	25.36
DHDT		5.65	7.61	9.82
HGU		11.59	17.13	21.81
NEW SRU		11.6	58.54	73.03
GTG		4.63	4.90	4.92
IGHDS		0.0	22.26	62.56
NHT		5.19	7.61	7.66
INDMAX		0.64	72.60	127.21

Gauth Lab
an HSE

Sanjay
SD (HSE)

E. Ni + V Emission (mg/Nm³)

Stacks	Emission Std.	Observed value		
		Min	Avg.	Max
CDU-I	For F.O. = 5	BDL	BDL	BDL
DCU-I		BDL	BDL	BDL
CDU-II		BDL	BDL	BDL
DCU-II		BDL	BDL	BDL
CPP		BDL	BDL	BDL
HO-1		BDL	BDL	BDL
Reformer		BDL	BDL	BDL
HO-2		Shut Down		
Isomerisation		BDL	BDL	BDL
DHDT		BDL	BDL	BDL
HGU		BDL	BDL	BDL
NEW SRU		BDL	BDL	BDL
GTG		BDL	BDL	BDL
IGHDS		BDL	BDL	BDL
NHT		BDL	BDL	BDL
INDMAX		BDL	BDL	BDL

AMBIENT AIR QUALITY AROUND BGR COMPLEX
(1st April 2025 to 30th September 2025)

	Station	Continuous Monitoring Station	Near Tube Well No.14	Near LPG Bottling plant	Rural Health Centre	Bartola Rail Gate	Near TW No.7 in Township
1	SO ₂ (Std. 50/80 µg/m ³)						
	Min	0.70	19.8	18.0	23.2	20.4	16.4
	Average	1.70	21.8	20.0	26.0	22.8	18.0
	Max	3.30	23.4	21.8	29.2	25.4	19.9
	No. of observation	Continuous	43	41	44	46	50
2	NO ₂ (Std. 40/80 µg/m ³)						
	Min	6.69	26.2	24.2	30.5	28.0	20.1
	Average	6.70	28.0	26.3	33.3	31.1	21.7
	Max	6.71	29.7	28.2	35.9	33.7	23.2
	No. of observation	Continuous	43	41	44	46	50
3	PM-10 (Std. 60/100 µg/m ³)						
	Min	15.46	74.6	74.7	83.9	80.5	46.4
	Average	46.81	78.0	78.4	87.1	83.5	50.0
	Max	51.12	81.4	82.9	90.0	87.1	52.7
	No. of observation	Continuous	43	41	44	46	50

Signature
SD (HSE)

Signature
CH, PSL

	Station	Continuous Monitoring Station	Near Tube Well No.14	Near LPG Bottling plant	Rural Health Centre	Bartola Rail Gate	Near TW No.7 in Township
4	PM-2.5 (Std. 40/60 $\mu\text{g}/\text{m}^3$)						
	Min	6.90	23.6	24.0	34.4	27.9	22.0
	Average	22.86	25.6	26.1	36.8	30.4	24.4
	Max	38.14	27.5	28.0	39.1	32.5	27.1
	No. of observation	Continuous	43	41	44	46	50
5	Ammonia (Std. 100/400 $\mu\text{g}/\text{m}^3$)						
	Min	1.69	28.6	26.8	34.5	31.8	22.8
	Average	1.70	31.4	29.5	38.1	35.1	26.8
	Max	1.72	34.2	32.1	42.3	38.5	28.9
	No. of observation	Continuous	43	41	44	46	50
6	Pb (Std. 0.5/1.0 $\mu\text{g}/\text{m}^3$)						
	Min		BDL	BDL	BDL	BDL	BDL
	Average		BDL	BDL	BDL	BDL	BDL
	Max		BDL	BDL	BDL	BDL	BDL
	No. of observation		43	41	44	46	50
7	Arsenic (As) (Std. 6 ng/m^3)						
	Min		BDL	BDL	BDL	BDL	BDL
	Average		BDL	BDL	BDL	BDL	BDL
	Max		BDL	BDL	BDL	BDL	BDL
	No. of observation		43	41	44	46	50
8	Ni (Std. 20 ng/m^3)						
	Min		BDL	BDL	BDL	BDL	BDL
	Average		BDL	BDL	BDL	BDL	BDL
	Max		BDL	BDL	BDL	BDL	BDL
	No. of observation		43	41	44	46	50
9	CO (Std. 2/4 mg/m^3)						
	Min	0.93	1.13	1.04	0.59	1.15	1.05
	Average	0.98	1.20	1.11	1.21	1.26	1.11
	Max	1.03	1.27	1.17	1.48	1.35	1.19
	No. of observation	Continuous	43	41	44	46	50

Prakash
CH/HSR

Tam
SO (HSE)

	Station	Continuous Monitoring Station	Near Tube Well No.14	Near LPG Bottling plant	Rural Health Centre	Bartola Rail Gate	Near TW No.7 in Township					
10	Ozone (Std.100/180 µg/m³ for 8 hrs/1 hr)											
	Min	34.98	19.45	16.97	25.27	20.97	14.13					
	Average	35.03	21.51	19.16	27.21	23.52	15.70					
	Max	35.14	23.98	21.30	29.25	25.87	17.08					
	No. of observation	Continuous	43	41	44	46	50					
11	Benzene (Std. 5 µg/m³)											
	Min	0.12	BDL	BDL	BDL	BDL	BDL					
	Average	0.55	BDL	BDL	BDL	BDL	BDL					
	Max	0.98	BDL	BDL	BDL	BDL	BDL					
	No. of observation	Continuous	43	41	44	46	50					
12	Benzo (a) Pyrene (Std. 1 ng/m³)											
	Min		BDL	BDL	BDL	BDL	BDL					
	Average		BDL	BDL	BDL	BDL	BDL					
	Max		BDL	BDL	BDL	BDL	BDL					
	No. of observation		43	41	44	46	50					
Average of Six Stations												
Parameter	SO ₂	NO ₂	PM-10	PM-2.5	NH ₃	Pb	As	Ni	Benzo (a) Pyrene	CO	C ₆ H ₆	O ₃
Unit	µg/m³						ng/m³			mg/m³	µg/m³	
NAAQ Std. 2009	50/80	40/80	60/100	40/60	100/400	0.5/1.0	Max 6	Max 20	Max 1	2/4	Max 5	100/180
Min	16.42	22.62	62.59	23.13	24.37	BDL	BDL	BDL	BDL	0.98	0.12	21.96
Average	18.38	24.52	70.64	27.69	27.10	BDL	BDL	BDL	BDL	1.15	0.55	23.69
Max	20.50	26.24	74.20	32.06	29.62	BDL	BDL	BDL	BDL	1.25	0.98	25.44

[Signature]
SO (HSE)

[Signature]
Gadkali
CO, HSE

4.0 APPENDIX-A2

Effluent Discharged (in m³/hr): (1st April 2025 to 30th September 2025)

A	Industrial Effluent, m ³ /hr	173.2
B	Domestic Effluent from BGR Township, m ³ /hr	45.06
C	Total Effluent Treated (A + B), m ³ /hr	218.4
D	Treated Effluent Reused, m ³ /hr	218.4
E	Effluent Discharged, m ³ /hr	0.00
F	m ³ of Effluent discharged for 1000 MT of Crude processed	0.00

A. Treated Effluent Quality (1st April 2025 to 30th September 2025)

Sl. No	Parameter	Std 2008	Min	Avg.	Max
1	pH value	6.0 - 8.5	6.72	7.24	7.67
2	Oil and Grease, mg/l	5.0	1.43	3.26	4.53
3	Bio-Chemical Oxygen Demand (3 Day at 27°C), mg/l	15.0	5.33	9.42	13.17
4	Chemical Oxygen Demand (COD), mg/l	125.0	39.52	69.61	115.57
5	Suspended Solids, mg/l	20.0	6.75	12.76	18.62
6	Phenolic compounds (as C ₆ H ₅ OH), mg/l	0.35	0.09	0.18	0.30
7	Sulphide (as S), mg/l	0.50	0.13	0.29	0.45
8	CN, mg/l	0.20	0.01	0.01	0.02
9	Ammonia as N, mg/l	15.0	2.16	2.77	3.1
10	TKN, mg/l	40.0	3.36	4.22	4.6
11	P, mg/l	3.0	0.56	0.8	1.08
12	Cr (Hexavalent), mg/l	0.10	-	BDL	-
13	Cr (Total), mg/l	2.0	-	BDL	-
14	Pb, mg/l	0.10	-	BDL	-
15	Hg, mg/l	0.01	-	BDL	-
16	Zn, mg/l	5.0	0.21	0.33	0.52
17	Ni, mg/l	1.0	-	BDL	-
18	Cu, mg/l	1.0	0.02	0.05	0.13
19	V, mg/l	0.20	-	BDL	-
20	Benzene, mg/l	0.10	-	BDL	-
21	Benzo (a) pyrene, mg/l	0.20	-	BDL	-

Gachhab
04/11/25

Sanu
30/11/25

B. Final Outlet (From the Complex) Storm Water channel Quality
(1st April 2025 to 30th September 2025)

Sl. No.	Parameter	Std 2008	Min	Avg.	Max
1	pH value	6.0 - 8.5	7.29	7.53	7.76
2	Oil and Grease, mg/l	5.0	2.0	2.33	3.0
3	Bio-Chemical Oxygen Demand (3 Day at 27°C), mg/l	15.0	10	11.67	14.0
4	Chemical Oxygen Demand (COD), mg/l	125.0	54	63.33	80.0
5	Suspended Solids, mg/l	20.0	12	15.50	19.0
6	Phenolic compounds (as C ₆ H ₅ OH), mg/l	0.35	BDL	BDL	BDL
7	Sulphide (as S), mg/l	0.50	BDL	BDL	BDL
8	CN, mg/l	0.20	BDL	BDL	BDL
9	Ammonia as N, mg/l	15.0	2.10	2.90	3.90
10	TKN, mg/l	40.0	3.36	4.23	5.80
11	P, mg/l	3.0	0.93	1.02	1.18
12	Cr (Hexavalent), mg/l	0.10	BDL	BDL	BDL
13	Cr (Total), mg/l	2.0	BDL	BDL	BDL
14	Pb, mg/l	0.10	BDL	BDL	BDL
15	Hg, mg/l	0.01	BDL	BDL	BDL
16	Zn, mg/l	5.0	0.25	0.38	0.47
17	Ni, mg/l	1.0	BDL	BDL	BDL
18	Cu, mg/l	1.0	0.02	0.07	0.13
19	V, mg/l	0.20	BDL	BDL	BDL
20	Benzene, mg/l	0.10	BDL	BDL	BDL
21	Benzo (a) pyrene, mg/l	0.20	BDL	BDL	BDL

Good
20/10/25

Signature
SO (HSE)

4.0 APPENDIX-A3: Tree Plantation (1st October 2024 to 31st March 2025)

The entire area inside BGR covered with greenery through massive plantation activities. Through massive plantation work and by giving protection to natural forest growth inside BGR premises, the entire area has become green. The entire plant area where processing plant facilities do not exist has a green cover. This helps in reduction of noise and air pollution level in one hand while on the other hand provides protection to ecological features of the area. The refinery has an excellent quality environment around its complex. Natural greenery can be seen all around the complex as well as in BGR Township in all seasons of the year.

Tree Census was done by Divisional Forest Office, Chirang in the year 2012-13. As per census, 84545 numbers of plants which include trees including shrubs, ocular estimated 33000 numbers of bamboos in 1150 no. bamboo culms and trees, planted by BGR during 2003 to 2012.

To comply INDMAX & BS-VI EC conditions, BGR planted 29600 No.s of saplings in the FY 2017-18, 30,062 No.s in FY 2018-19, 14340 No.s in FY 2019-20, 25606 No.s in FY 2020-21, 1,00,000 No.s in FY 2021-22, 26710 No.s, in FY 2022-23, 100630 No.s in FY-2023-24 while in FY 2024-25, BGR planted 107530 No.s of tree saplings in and around the complex. In FY 2025-26, 50,000 No. of saplings has been distributed to 135 Inf Battalion TA, Bishmuri, 15th Battalion SSB, Kajalgaon and DIGP (OPS), CRPF, Chirang.

Tree Plantation 2017-18



Birhangaon State Dispensary Plantation 10000 No. s in Aug'2017 and 5375 No. s (2nd Phase in August,2019), Sapling Planted by Miyawaki Method. Growth in September 2025.

Gulab
24/1/25

Lauri
SOLHSE

Tree Plantation 2018-19



BGR TOWNSHIP PLANTATION, Planted Van Mahotsav 2018, Growth in September 2025.

Lavina
50(HSB)

Goodkalo
CHSE

Tree Plantation 2019-20



North Bongaigaon High School, 5250 Sapling Planted by Miyawaki Method in the month of September, 2019, Growth in September 2025.

Tree Plantation 2020-21



Geetha
Ch, Kse

Kanun
SOLHSE


4810 No.s of sapling Planted in the month of August'2020 at Hatipota Brahma Mandir, Growth in September 2025.

Tree Plantation 2021-22(One Lac sapling planted during FY 2021-22)



Planted on WED'2021, in BGR Township, Growth in September 2025.

Tree Plantation 2021-22




Lavina
SOLHSE

Prakash
OVI, HCC

Planted on Aug,2021, in the complex, North side of INDMAX & BS-VI, Growth in September 2025.

Tree Plantation 2021-22



Planted on Aug,2021, in the complex, North side of INDMAX & BS-VI, Growth in September 2025.

Prashant
09/11/26

Sanjay
SOL(HSE)

Tree Plantation 2022-23



Planted on WED'2022, in BGR Township, Growth in September 2025.

Sanjay
50 (HSE)

Goodhak
Ch. HSE

5.0 APPENDIX-A4: Quarterly Fugitive Emission Survey Data (LDAR)
(1st April 2025 to 30th September 2025)



Q-1.pdf



Q-2.pdf

Geetha Lakshmi
COO, HSE

Soumya
SO (HSE)

6.0 APPENDIX-A5(a): Annual return of hazardous waste (2024-25)

Refineries Division
Refineries Division

इंडियन ऑयल कॉर्पोरेशन लिमिटेड
बॉम्बेहाईन रिफाइनरी
आफिस : बॉम्बेहाईन - 783 385
फ़ोन : बॉम्बेहाईन (आफिस)
Indian Oil Corporation Limited
Bongaigaon Refinery
RD, Dhalgaon, Dist : Chirang, Assam-783385
Phone : 03664-
E-mail :
Website : www.iocl.com FAX : 03664-



BGR/HSE/HW-RETURN/Fy 24-25/ 01

Date: 30.06.25

To

The Member Secretary,
Pollution Control Board, Assam
Bamunimaidam
Guwahati - 781021

Subject: Regarding Submission of Annual Hazardous Waste Return for Fy 2024-25 in Form-4 along with filled in Format A, B & C as per Hazardous and Other Waste (Management and Transboundary Movement) Rules'2016

Dear Sir,

Please find enclosed herewith the copy of Annual Hazardous Waste Return for Fy 2024-25 in Form-4 along with the filled in Format A,B,C as per Hazardous and Other Waste (Management and Transboundary Movement) Rules'2016 for the period from 1st April'24 to 31st March'25.

Thanking You,

Yours faithfully

(Biman Gogoi)
Dy. General Manager (HSE)
IOCL Bongaigaon Refinery
Ph- 03664 25 3302

Copy to:

1. Zonal Officer, Central Pollution Control Board,
Eastern Zonal Office, 'TUM -SIR', Lower Motinagar
Near Fire Brigade H.O
Shillong-793014
2. The Regional Executive Engineer
Regional Laboratory cum office
Pollution Control Board, Assam
Rathawali Heights (1st floor)
(Opposite Birjhora HS School)

सीक्रेटरी ऑफिस : 104, लॉरी स्टेशन रोड, बॉम्बेहाईन - 400 051
रिजिस्ट्रार ऑफिस : 104, लॉरी स्टेशन रोड, बॉम्बेहाईन - 400 051
Regd. Office : G-V, All India Jang Mang, Bando (East) Mumbai-400 051
Refineries Division : Head Quarter : IndianOil Bhawan, SCOPE Complex, Gate-2, 7, Institutional Area, Lodhi Road, New Delhi - 110 003

HW Return FY
2024-25.pdf

7.0 APPENDIX-A5 (b): Authorization from PCBA for Hazardous Waste (Management and Transboundary Movement) Rules 2016
No. WB/BONG/T-748/19-20/109



Pollution Control Board:: Assam
Bamunimaidam; Guwahati-21
(Department of Environment & Forests:: Government of Assam)
Phone: 0361-2652774 & 3150318; Fax: 0361-3150319
Website: www.pcbassam.org



No. WB/T-311/21-22/ 252

Dated Guwahati the 08-09-September, 2022

FORM - 2
[See Rule 6(2)]

[Grant of Authorization under the Provision of the Hazardous and Other Wastes (Management & Transboundary Movement) Rules, 2016]

1. Number of Authorisation and date of issue : No. WB/T-311/21-22/ dtd. .09.2022
2. Reference of application (No. and date) : 634914
3. M/s Indian Oil Corporation Limited (IOCL) , Bongaigaon Refinery, NH 31C (New NH 27), Dhaligaon, Chirang is hereby granted an authorisation based on the signed inspection report for Generation, storage and transportation of Hazardous or Other wastes or both.

DETAILS OF AUTHORISATION

Sl. No.	Category of Hazardous Waste as per the Schedules-I, II & III of these rules	Authorized mode of disposal or recycling or utilisation or co-processing, etc.	Quantity (tonnes/annum)	Mode of Management
1	Schedule-I, Sl.No. 4.1 : Oil sludge or emulsion	Generation, Storage & Transportation	7050 MT/Annun	Transportation to authorized actual user/recycler/ Disposal agencies/ reprocessing and recovery/Captive treatment through Bio-remediation as per prescribed norms
2	Schedule-I, Sl.No. 4.2: Spent catalyst	Generation, Storage & Transportation	2500 MT/Annun	Transportation to authorized actual user/recyclers in accordance with HWM Rules, 2016
3	Schedule-I, Sl.No. 4.3: Spill Oil	Generation, Storage & Transportation	32000 MT/Annun	Captive Utilization as per prescribed norms
4	Schedule-I, Sl.No. 5.1: Used or spent oil	Generation, Storage & Transportation	20 MT/Annun	Transportation to authorized actual user/recyclers
5	Schedule-I, Sl.No. 33.1 Empty Barrels/containers/liners contaminated with hazardous chemicals/wastes	Generation, Storage & Transportation	7000 number/Annun	Transportation to authorized actual user/recyclers

4. This authorisation shall be in force in force for the period of five years up to 31.03.2027 unless otherwise revoked or withdrawn within this period.
5. The authorisation is subject to the following general and specific conditions:

A. GENERAL CONDITIONS OF AUTHORISATION:

1. The authorised person shall comply with the provisions of the Environment (Protection) Act, 1986, and the rules made there under.
2. The authorisation or its renewal shall be produced for inspection at the request of an officer authorised by the State Pollution Control Board.
3. The person authorised shall not rent, lend, sell, transfer or otherwise transport the hazardous and other wastes except what is permitted through this authorization.
4. The agencies should ensure that the barrels are decontaminated before collection in the premises of the occupier / generator equipped with adequate effluent treatment plant.
5. Any unauthorised change in personnel, equipment or working conditions as mentioned in the application by the person authorised shall constitute a breach of his authorization.
6. The person authorised shall implement Emergency Response Procedure (ERP) for which this authorisation is being granted considering all site specific possible scenarios such as spillages, leakages, fire etc. and their possible impacts and also carry out mock drill in this regard at regular interval of time.
7. The person authorised shall implement Emergency Response Procedure (ERP) for which this authorisation is being granted considering all site specific possible scenarios such as spillages, leakages, fire etc. and their possible impacts and also carry out mock drill in this regard at regular interval of time.

Good Luck
AMH/KSC

Amr
SO(HSC)



The person authorised shall comply with the provisions outlined in the Central Pollution Control Board guidelines on "Implementing Liabilities for Environmental Damages due to Handling and Disposal of Hazardous Waste and Penalty"

9. It is the duty of the authorised person to take prior permission of the State Pollution Control Board to close down the facility.
10. The imported hazardous and other wastes shall be fully insured for transit as well as for any accidental occurrence and its clean-up operation.
11. The record of consumption and fate of the imported hazardous and other wastes shall be maintained.
12. The hazardous and other waste which gets generated during recycling or reuse or recovery or pre-processing or utilisation of imported hazardous or other wastes shall be treated and disposed of as per specific conditions of authorization.
13. The importer or exporter shall bear the cost of import or export and mitigation of damages if any.
14. An application for the renewal of an authorisation shall be made as laid down under these Rules.
15. Any other conditions for compliance as per the Guidelines issued by the Ministry of Environment, Forest and Climate Change or Central Pollution Control Board from time to time.
16. Annual return shall be filed by June 30th for the period ensuing 31st March of the year.

B. SPECIFIC CONDITIONS:

1. The unit shall maintain the records of Hazardous & Other Wastes in Form-3 under provision of Rules 6(5), 13(7), 14(6), 16(5) & 20(1)
2. The unit shall provide the Transporter with the relevant information in Form-9 regarding the hazardous nature of the wastes and measures to be taken in case of an emergency
3. The unit shall submit Annual Returns in Form-4 to State Pollution Control Board by 30th June of every year for the preceding period April to March.
4. The unit shall prepare 6 (six) copies of the manifest in Form-10 as per Rules-19(1) for every transit of consignment of hazardous Waste under this authorization.
5. Any other conditions for compliance as per the guidelines issued by the Ministry of Environment, Forests & Climate Change, GOI, New-Delhi & Central Pollution Control Board, Delhi shall be complied.
6. The unit shall submit an Environmental Statement for the financial year ending on 31st March, in Form-V of the Environment (Protection) Rules, 1986 before 30th September every year.
7. Any occupier handling hazardous or other wastes and operator of the treatment, storage and disposal facility shall ensure that the hazardous and other wastes are packaged in a manner suitable for safe handling, storage and transport as per the guidelines issued by the Central Pollution Control Board from time to time. The labelling shall be done as per Form 8.
8. The unit shall submit the report on any accident occurs at their facility immediately to the state Pollution Control Board, in Form-11 of the Hazardous and Other Wastes (Management & Transboundary Movement) Rules, 2016.
9. The transport of the hazardous and other waste shall be in accordance with the provisions of Rule 18 of Hazardous & Other waste (Management & Transboundary Movement) Rules, 2016.
10. The unit shall install a display board in the prescribed format in accordance with PCBA notification vide WB/T-237/19-20/BS dated 17.08.2020 and regularly update the same.

(Shantanu Kr. Dutta)
Member Secretary

Memo No. WB/T-311/21-22/ 252-A

Dated Guwahati the, 14th September, 2022

Copy to

- ✓ M/S Indian Oil Corporation Limited (IOCL), Bongaigaon Refinery, NH 31C (New NH 27), Dhalgaon, Chirang (Assam) for information & necessary action.

(Shantanu Kr. Dutta)
Member Secretary

Lamin
IO(HSC)

Good
Kishore
correct

8.0 APPENDIX-A6: Detail of Wastewater treatment and disposal system.



ETP Description.pdf

Good Hab
08/11/2020

Lavon
50 (HSE)

9.0 APPENDIX-A7: Quarterly Noise Survey Data (1st April 2025 to 30th September 2025)



Q-1.pdf



Q-2.pdf

Lawrence
Tol(H30)

Godwin
cut (H30)

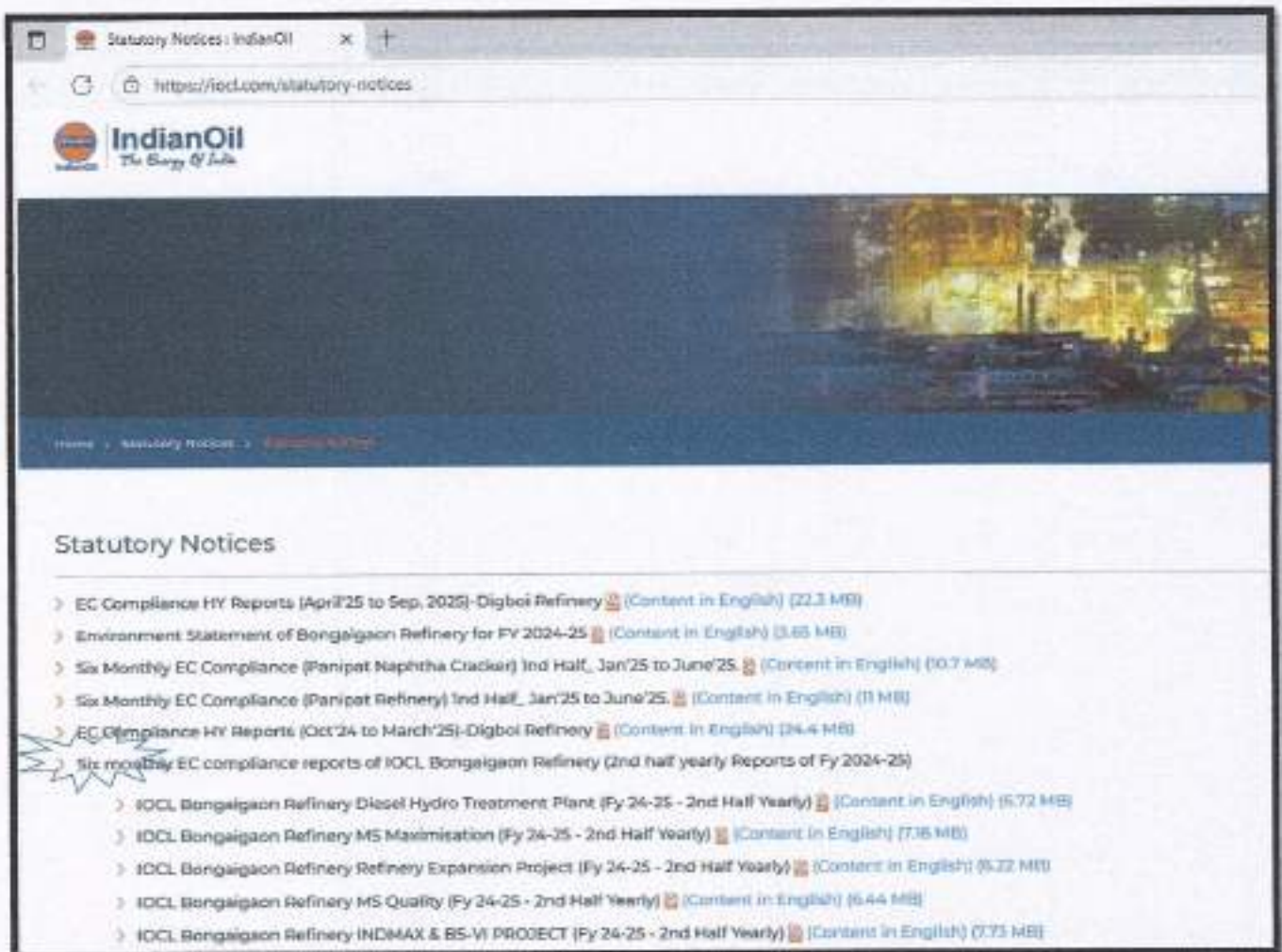
10.0 APPENDIX-A8: Rainwater Harvesting Data

Sl. No.	Name of RWH Site location	Nos. of RHW system	Area (In m ²)	Estimated approximate ground water recharge potential volume (m ³ /year) based on avg. annual rainfall MD data for the last 10 yrs
A	At Township area			
1	Manjeera GH	1	677	1956.53
2	Deosri GH	4	581	1679.09
3	Manas Guest House	2	639	1846.71
4	BGR HS School, BGR	2	1361	3933.29
5(A)	DPS Block-I (Old)	1	704	2034.56
5(A)	DPS Block-I (New)	2	808.75	2337.2875
5(B)	DPS Block-II	3	1810	5230.9
6	Champa Club (Officers Club)	2	1100	3179
7	Refinery Club cum Community Centre	3	2580	7456.2
8	Employee Union Conference Hall Building	1	275	794.75
9	CISF Office	2	825	2384.25
10	CISF Barrack	4	1050	3034.5
11	BGR Community Centre	2	650	1878.5
12	Sports complex (Football and volleyball Stadium Gallery)	2	988	2855.32
13	Rainwater Harvesting at Mandir Complex Pond	1	7125	20591.25
14	Mandir Complex	1	833	2407.37
15	Temple Complex (NEW)	1	10151	29336.39
16	Cooperative Store/Shopping Complex (Newly constructed in Oct'24)	1	210	606.9
17	BGR Hospital (Newly constructed in Oct'24)	1	736	2127.04
B	At Refinery area			
18	Admin. Block - B Plan	1	1730	4999.7
19	BGR Canteen (Ref)	2		9057.26
20	CISF Office & Scooter Shed (Ref)	1	3134	
21	Cycle Stand (Near time office)	1		
22	Control Room BS-VI - Plant	1	1372.5	3966.525
23	Substation BSVI - Plant	1	942	2722.38
24	Parvesh Udyan pond	1	5775	16689.75
25	Eco Park Pond including natural pond	1	20000	57800
	Total	45	66057.25	190905.5

Good habits
CH, RSC

Sanu
SO (HSE)

11.0 APPENDIX-A9: Screenshot of IOCL website wherein past reports have been uploaded
Link: <https://iocl.com/statutory-notice>



Handwritten signature
S.O (H.B)

Handwritten signature
Gopal Kishore
Manager



National Accreditation Board for
Testing and Calibration Laboratories

CERTIFICATE OF ACCREDITATION

**INDIAN OIL CORPORATION LIMITED, QC LABORATORY,
BONGAIGAON REFINERY**

has been assessed and accredited in accordance with the standard

ISO/IEC 17025:2017

**"General Requirements for the Competence of Testing &
Calibration Laboratories"**

for its facilities at

P.O. DHALIGAON, BONGAIGAON, CHIRANG, ASSAM, INDIA

in the field of

TESTING

Certificate Number: TC-6027

Issue Date: 29/04/2024

Valid Until: 28/04/2026

This certificate remains valid for the Scope of Accreditation as specified in the annexure subject to continued satisfactory compliance to the above standard & the relevant requirements of NABL.
(To see the scope of accreditation of this laboratory, you may also visit NABL website www.nabl-india.org)

Name of Legal Entity: Indian Oil Corporation Limited

Signed for and on behalf of NABL

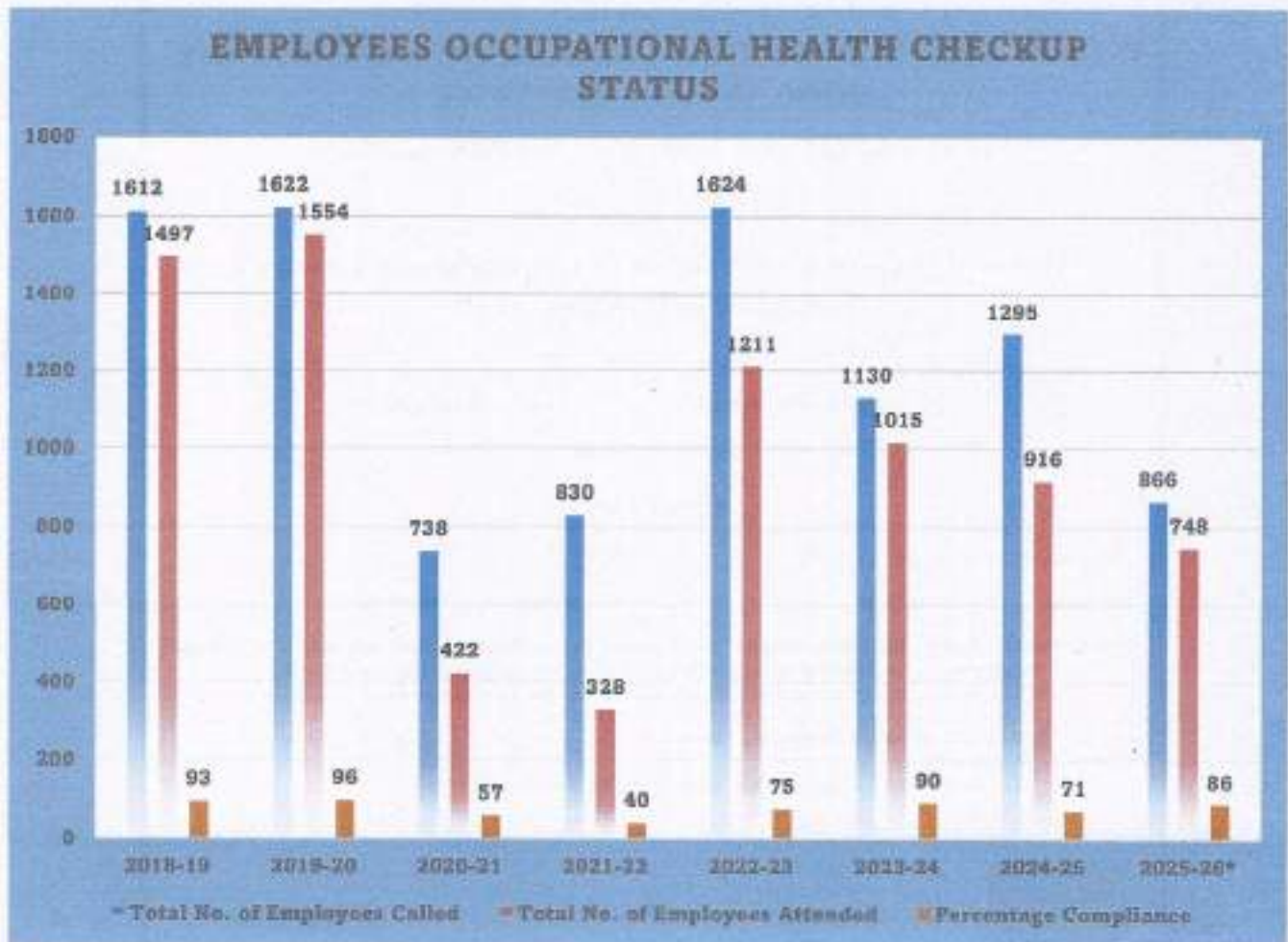


N. Venkateswaran
N. Venkateswaran
Chief Executive Officer

Good to go
any MSA

SOLAS

13.0 APPENDIX-A11: Employees Occupational Health Checkup Status

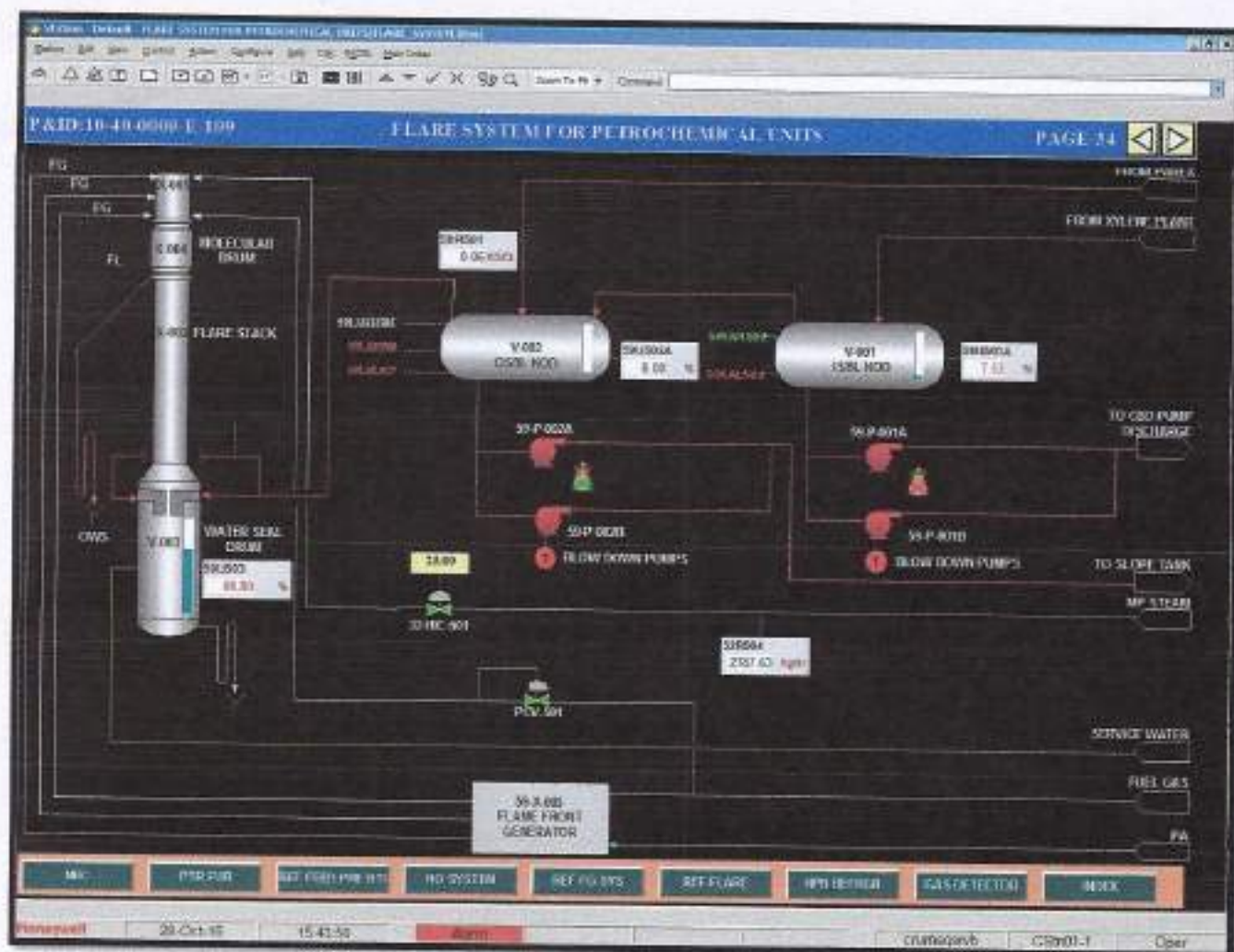


Note: Employees Occupational Health checkup program was affected during the year 2020-2022 owing to COVID-2019 pandemic situation.

Sanu
SO(A&S)

Geetha
CH/HEG

14.0 APPENDIX-A12: Flare System



Goodhab
04/11/26

Lam
SOL/HSE

Fugitive Emission Monitoring Report

For

1st Quarter 2025-26

at



IndianOil

IOCL, Bongaigaon Refinery

Prepared by

NETEL (INDIA) LIMITED



W-408, MIDC Rabale,

TTC Industrial Area, Navi Mumbai – 400 701

Phone: 7208097692/3/4/5

Email: ems@neteIndia.com



Fugitive Emission(LDAR) Monitoring Quarterly Report for IOCL, Bongaigaon Refinery

Name of client	IOCL,Bongaigaon Refinery Bongaigaon Refinery Chirang,783385 Assam
Name of Contractor	NETEL (INDIA) LIMITED Environment Management Services W-408, Rabale MIDC, TTC Industrial Area, Navi Mumbai - 400 701
Nature of job	Fugitive Emission Monitoring Report for IOCL,Bongaigaon Refinery
Report Period	3 Months (April,May &June,2025)

For NETEL (INDIA) LIMITED

CHETAN KADAM
SR.OPERATION MANAGER – EMS

Subject: Fugitive Emission Survey for the 1st Quarter of 2025-26

NETEL INDIA PVT. LTD is conducting quarterly "Fugitive Emission Survey" of potential sources of various process units under Leak Detection & Repair Program (LDAR) as assigned by Environment Department of IOCL BGR and as per revised Effluent & Emission standards. The locations for the survey were selected in consultation with the various departments. The survey covered the following units and areas:

- (i) Process Units: CDU-1, CDU-2+FGRS, DCU-2, CRU+MSQ, DHDT, HGU, Prime G+, Indmax FCC
- (ii) Off site Area: Tank Farm Area, Wagon Loading Gantry, LPG Plant.
- (iii) CPP
- (iv) Gas Turbine Generator (GTG).
- (v) TSV of Products and Crude Pipe lines.

Leak definition: A leak is defined as the detection of VOC concentration more than the values (in PPM) specified below at the emission source using a hydrocarbon analyzer according to measurement Protocol (US EPA – 453/R-95-017, 1995 Protocol for equipment leak emission estimates may be referred):

Sl. No	Component	General Hydrocarbon (PPM)
		w.e.f. January 01, 2009
1	Pump/Compressor	5000
2	Valves/Flanges	3000
3	Other components	3000

In addition, any component observed to be leaking by sight, sound or smell regardless of concentration (liquid dripping, visible vapor leak) or presence of bubbles using soap solution should be considered as leak.

In this quarter, **10470** probable leak points are surveyed and **40** leaky points detected, which is having HC potential loss **6.40 MT/Qtr.**

A summary of fugitive emission survey is tabulated below for perusal and necessary action at your end please;

1. Summary of Fugitive Emission Survey
2. Total points surveyed & Leak Points percentage
3. Potential Emission Data
4. Status of Leak Points: Component-wise
5. Units and Quarter-wise Total Points surveyed
6. unit-wise Leaks remaining as shutdown jobs & percentage
7. Leaks and Leak remaining for Shutdown (Statistics)
8. Details of Leaks with potential emission Kg/Day
9. Potential Emission Data Liquid & Gas MT/Qtr
10. List of unit wise leak detection and repairing jobs

With regards,

Sr. Operation Manager (Netel India limited)

Enclosures:

Table- 1, Table- 2, Table- 3, Table -4, Table- 5, Table- 6, Table- 7 , Table- 8 , Table- 9, Table- 10



Table - 1

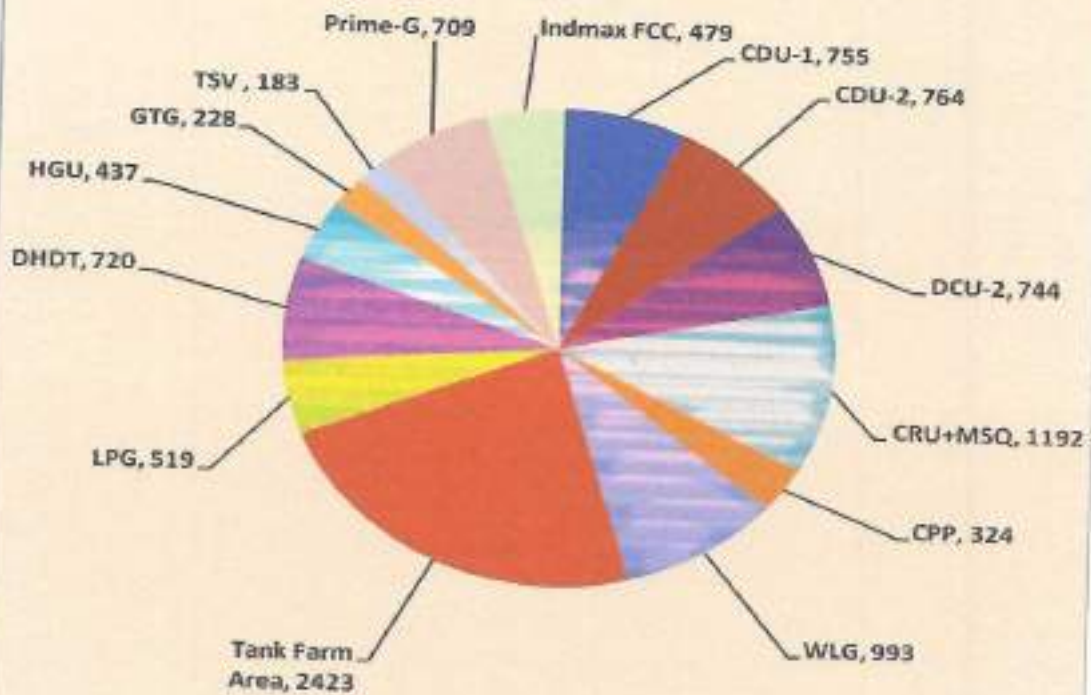
Summary of Fugitive Emission Survey

Sr. No.	Unit	Points	Leak Points	Potential Emission (Kg/Day)	Status of Leak Points remained after Repair *
1	CDU-1	755	4	0.864	0
2	CDU-2	764	4	0.730	0
3	DCU-1	S/D	S/D	S/D	S/D
4	DCU-2	744	4	1.187	0
5	CRU+MSQ	1192	12	4.372	0
6	CPP	324	0	0.000	0
7	WLG	993	5	61.45	0
8	Tank Farm Area	2423	6	0.950	0
9	LPG	519	0	0.000	0
10	DHDT	720	2	0.392	0
11	HGU	437	0	0.000	0
12	GTG	228	0	0.000	0
13	TSV of Product & Crude Pipe line	183	0	0.000	0
14	Prime-G	709	0	0.000	0
15	Indmax FCC	479	3	0.372	0
Total		10470	40	70.320	0

N.B: *As per ATR received from concern Production Dept. the leaky points got attended but as per recheck status leaks (<0.3) which would be attended during next shut down of the units.



Unitwise Point Surveyed



Unitwise Number of Leaky Points

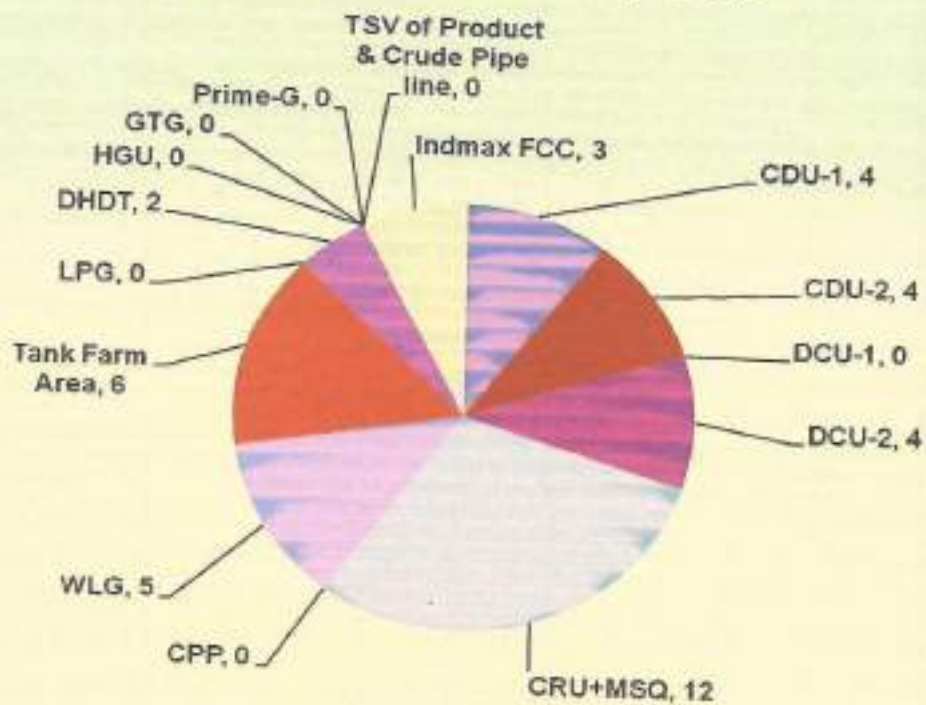


Table - 2			
Points Surveyed & Leak Points Percentage			
Unit	Total Points Surveyed	Total Leak Points	Percentage Leak
CDU-1	755	4	0.53
CDU-2	764	4	0.52
DCU-1	S/D	S/D	S/D
DCU-2	744	4	0.54
CRU+MSQ	1192	12	1.01
CPP	324	0	0.00
WLG	993	5	0.40
Tank Farm Area	2423	6	0.25
LPG	519	0	0.00
DHDT	720	2	0.28
HGU	437	0	0.00
GTG	228	0	0.00
TSV of Product & Crude Pipe line	183	0	0.00
Prime-G	709	0	0.00
Indmax FCC	479	3	0.63
Total	10470	40	0.37

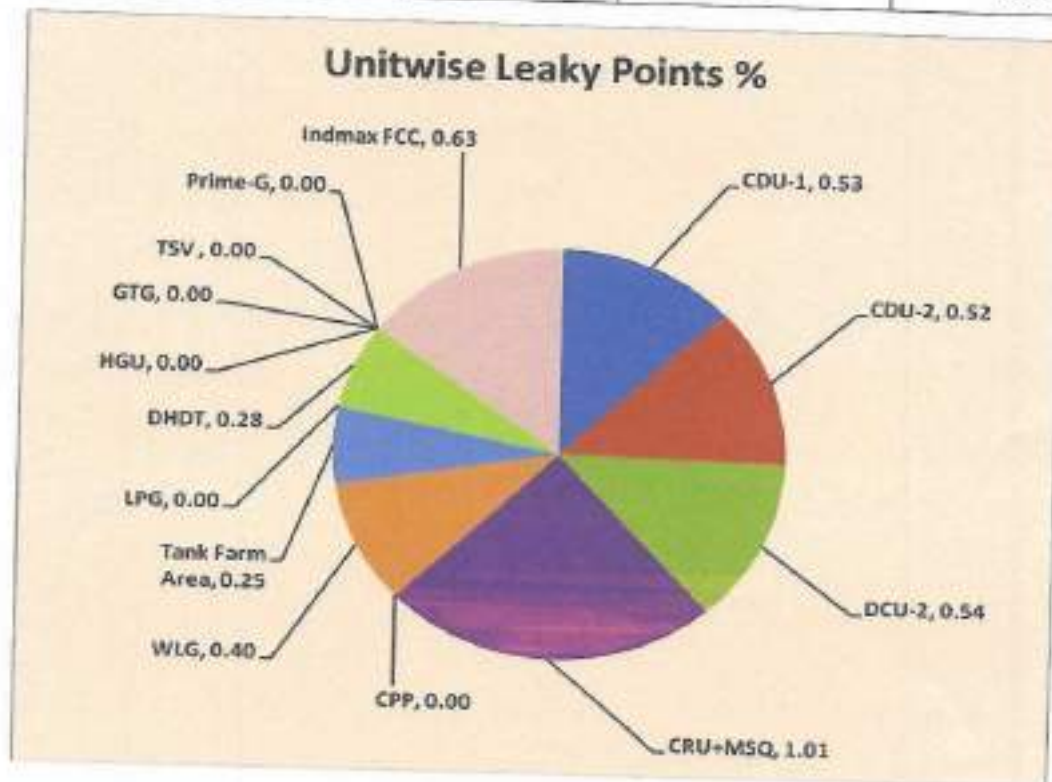


Table – 3	
Potential Emission Data (Kg/Day)	
Unit	2025-26 1 st . Qtr Kg/Day
CDU-1	0.864
CDU-2	0.730
DCU-1	S/D
DCU-2	1.187
CRU+MSQ	4.372
CPP	0.000
WLG	61.45
Tank Farm Area	0.950
LPG	0.000
DHDT	0.392
HGU	0.000
GTG	0.000
TSV of Product & Crude Pipe line	0.000
Prime-G	0.000
Indmax FCC	0.372
Total	70.320

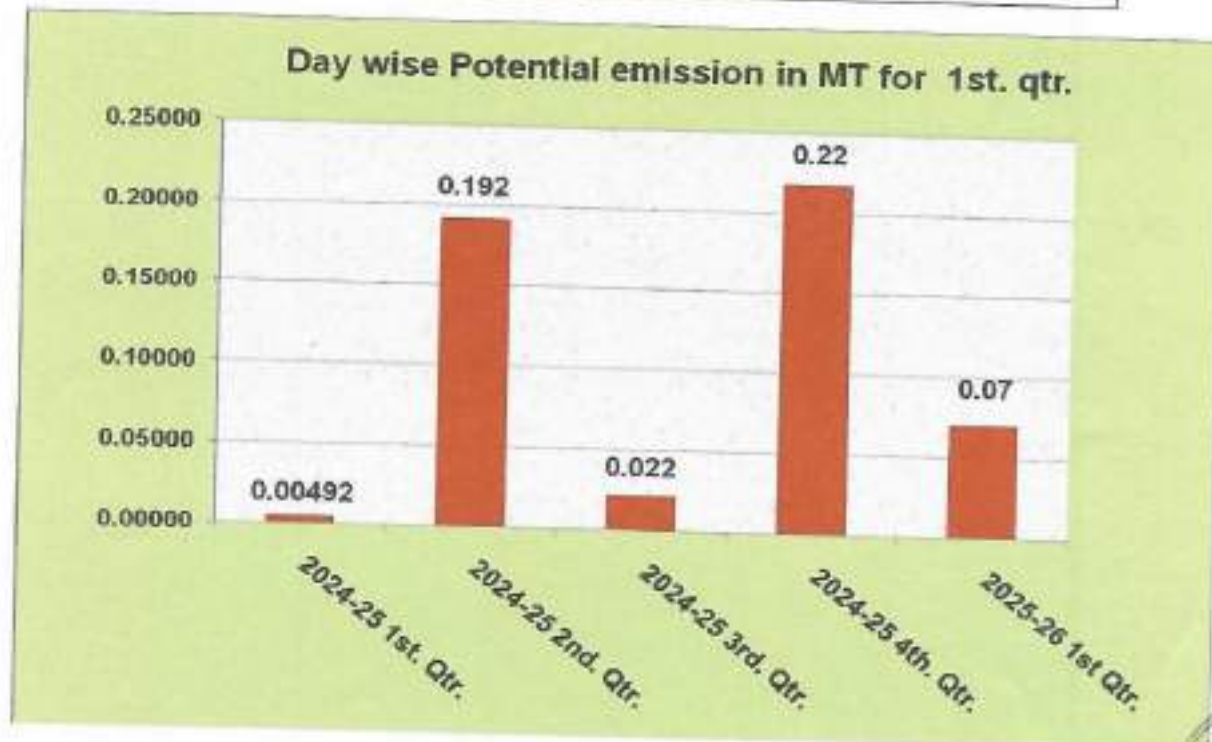


Table - 4	
Status of Leak Points: Component-wise	
Component	2025-26 1 st Qtr.
Gland	35
Flange	0
Bonnet	0
Drain Point	0
Visible Leak	5
V/V Passing	0
Pump Seal	0
Others	0
Total	40

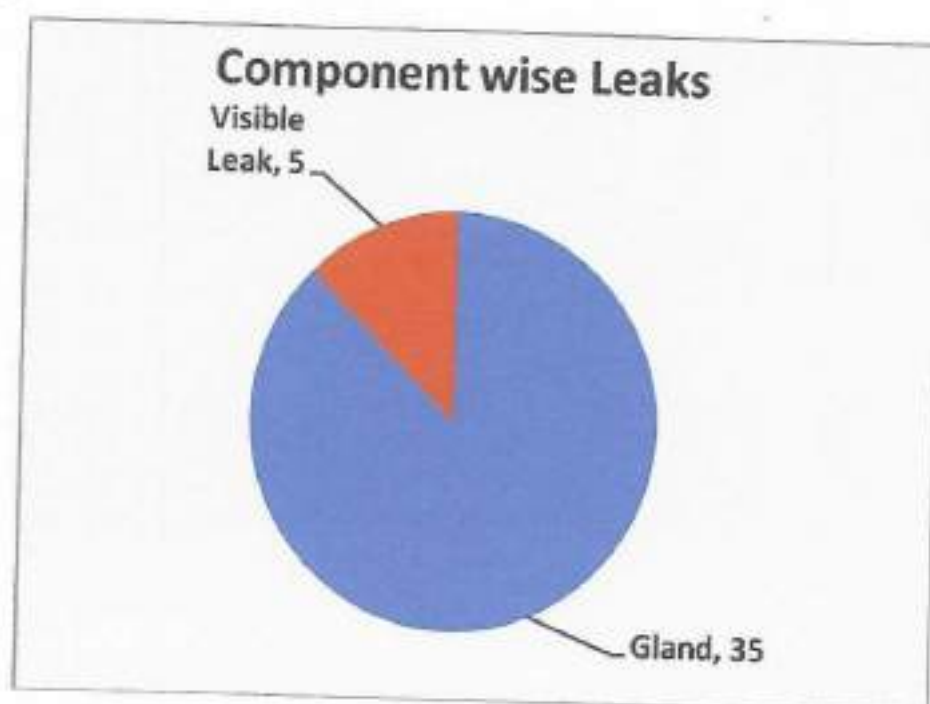


Table – 5	
Units and Quarter -wise Points Surveyed	
Unit	2025-26 1 st Qtr.
CDU-1	755
CDU-2	764
DCU-1	S/D
DCU-2	744
CRU+MSQ	1192
CPP	324
WLG	993
Tank Farm Area	2423
LPG	519
DHDT	720
HGU	437
GTG	228
TSV of Product & Crude Pipe line	183
Prime-G	709
Indmax FCC	479
Total	10470

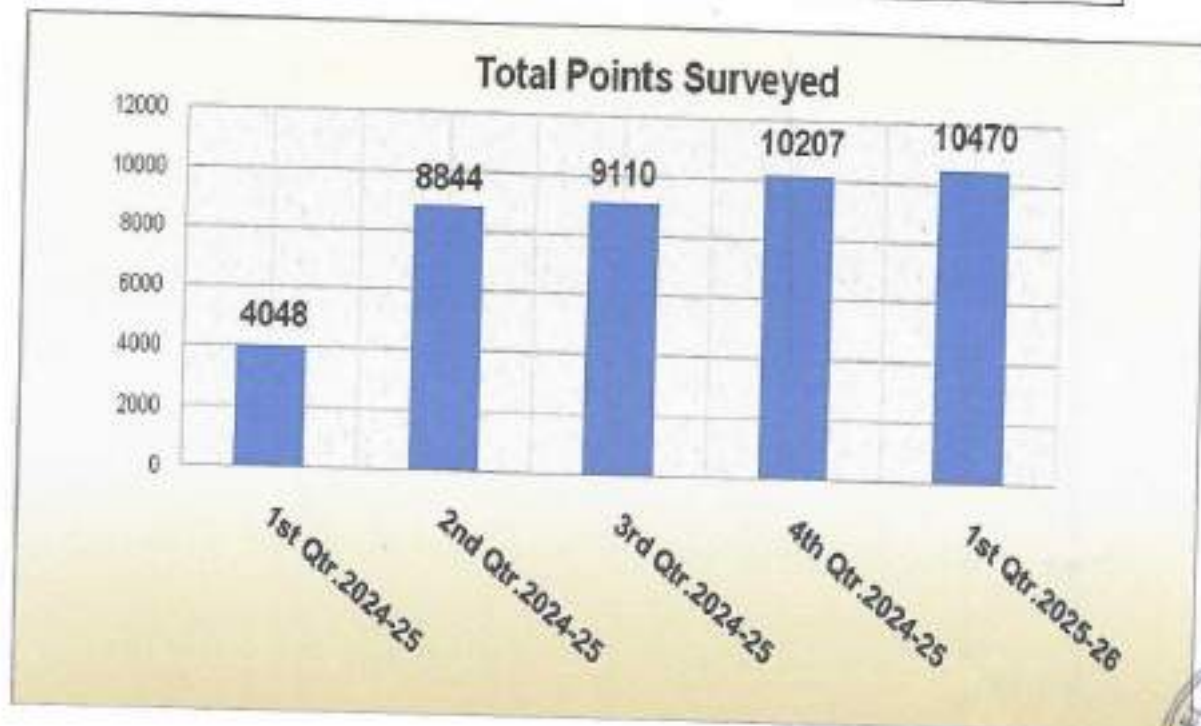


Table – 6	
Unit-wise leaks remained as shutdown jobs	
Unit	Leaky Points Remained as Shutdown job
CDU-1	0
CDU-2+FGRS	0
DCU-1	0
DCU-2	0
CRU + MSQ	0
CPP	0
WLG	0
Tank Farm Area	0
LPG	0
DHDT	0
HGU	0
GTG	0
Product & Crude Tank Pipe line (TSV)	0
Prime G+	0
Indmax FCC	0
Total	0

Percentage of leaky Points required to be attended during shut Down	
Total Leak Point Vs S/D	1 st Qtr. 2025-26
Total Points	10470
Leak Points	39
Leak to be Att. during S/D	0
% Leak required to be att. during S/D	0

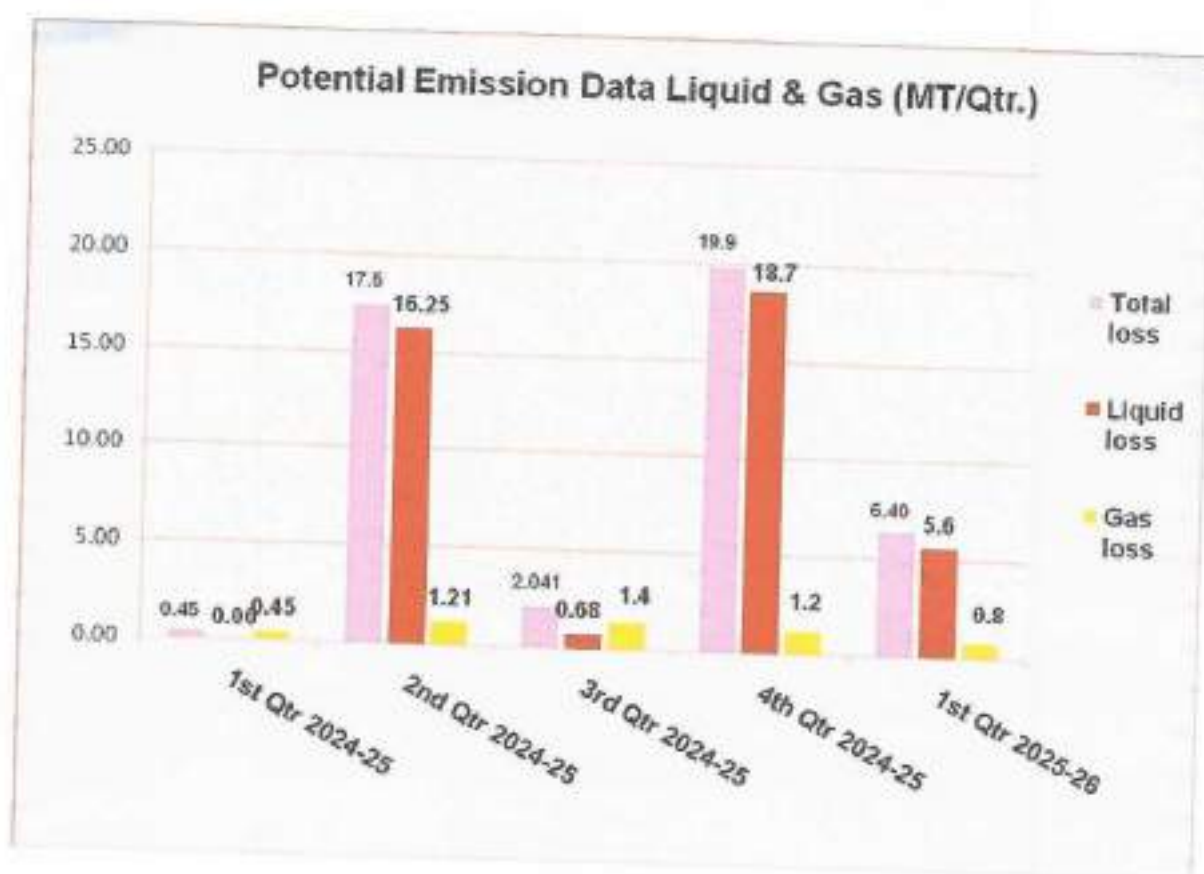


Table -7			
Details of Unit-wise Leaky points Remained to be rectified			
Unit	Sr. no	Description	Leaky Point
		NIL	

Table - 8						
Unit-Wise leaky points details with potential emission						
Sr. No	Component Id	Line Size	Leak Points	Unit	Monitored Value (%Gas)	Pot. Emission Kg/Day
Tank Farm Area						
1	Tank In/Out line 1st /North west I/V (Tk-1724)	4 Inch	Gland	%Gas	7.0	0.226
2	Tank In/Out line lower I/V (Tk-1720)	4 Inch	Gland	%Gas	3.5	0.135
3	Pump suction-2703 line 1st /west side I/V (Manifold-2703)	14 Inch	Gland	%Gas	3.1	0.123
4	Pipe line-2704 line 1st /west side I/V (Manifold-2704)	10 Inch	Gland	%Gas	4.6	0.165
5	RFN Suction Tk-1710 line 2nd /west I/V (Near 1707&1709 East Side Manifold)	8 Inch	Gland	%Gas	3.9	0.146
6	RFN From GSPL line 1st /east I/V (Near 1707&1709 East Side Manifold)	8 Inch	Gland	%Gas	4.2	0.155
WLG						
1	BTPN-06 HSD/SKO Common loading arm	3 Inch	V/P	ml/min	950	54.72
2	BTPN-27 MS/SRN Common loading arm	3 Inch	V/P	ml/min	110	6.34
3	47-FV-1210 U/S line I/V	3 Inch	V/P	ml/min	3.9	0.146
4	47P-107A Discharge line I/V	3 Inch	V/P	ml/min	8.0	0.250
5	BTPN-06 HSD/SKO Common loading arm	3 Inch	V/P	ml/min	950	54.72
CDU-1						
1	11-PSV-1101 & 1102 common bypass line upper I/V	2 Inch	Gland	%Gas	8.0	0.2499
2	11F-01 Pilot burner no.6 line I/V	Insulation	Gland	%Gas	3.1	0.1232
3	11-PV-119 U/S line I/V	Insulation	Gland	%Gas	3.4	0.1320
4	11-PM-010B Suction line I/V	4 Inch	Gland	%Gas	13.0	0.3590
DCU-1						
S/D						
DCU-2						
1	C Pass F.G Burner No.06 line I/V	Insulation	Gland	%Gas	4.1	0.152
2	14-PM-013A Suction line I/V	6 Inch	Gland	%Gas	9.0	0.273
3	14-PV-502 Control valve	Insulation	Gland	%Gas	3.8	0.143

4	14-SOV-203C U/S line I/V (west side I/V)	Insulation	Gland	%Gas	27.0	0.619
CDU-2+ FGRS						
1	11-PV-104A Control valve(Near E-14)	1.5 Inch	Gland	%Gas	4.8	0.1707
2	11-PSV-9201A/B Common Bypass line Lower I/V	2 Inch	Gland	%Gas	6.0	0.2016
3	11-PSV-9201B U/S line I/V	6 Inch	Gland	%Gas	8.0	0.2499
4	11-PSV-9102A U/S line I/V	6 Inch	Gland	%Gas	2.6	0.1080
LPG						
	Leak not found					
CPP						
	Leak not found					
CRU+MSQ						
1	25-PV-2610 D/S line I/V	Insulation	Gland	%Gas	4.2	0.155
2	25-MP-0012B Discharge line I/V	Insulation	Gland	%Gas	3.9	0.146
3	22-PSV-102A To AMT line I/V	Insulation	Gland	%Gas	12.0	0.338
4	25-FV-1101 U/S line I/V	4 Inch	Gland	%Gas	6.0	0.202
5	25-FV-1101 D/S line I/V	4 Inch	Gland	%Gas	3.3	0.129
6	25-FV-1303 Start up line to FSD line lower I/V	4 Inch	Gland	%Gas	4.5	0.163
7	25-FV-1203 D/S line I/V	4 Inch	Gland	%Gas	3.7	0.141
8	22-PV-206 Control valve	1.5 Inch	Gland	%Gas	2.2	0.095
9	22-PV-206 D/S line I/V	Insulation	Gland	%Gas	60.0	1.123
10	25-FV-2201 Control valve	1 Inch	Gland	%Gas	12.0	0.338
11	25-PV-103A Control valve	1 Inch	Gland	%Gas	16.0	0.419
12	25-PV-103A D/S line I/V	1.5 Inch	Gland	%Gas	60.0	1.123
DHDT						
1	81-PV-2521 Control valve	3 Inch	Gland	%Gas	4.6	0.165
2	Stab. Up Naphtha from tank line upper I/V	2 Inch	Gland	%Gas	7.0	0.226
HGU						
No leak points						
TSV of Products & Crude Pipe line						
No leak points						
GTG						
No leak points						
Prime G+						
	No Leak Found					
Indmax FCC						
1	101-PM-021B Discharge line I/V	6 Inch	Gland	%Gas	3.6	0.138
2	101-FV-6101 Control valve	6 Inch	Gland	%Gas	1.9	0.086
3	101-PM-017B Suction line I/V	6 Inch	Gland	%Gas	4.0	0.149
Total (Kg/Day)					70.320	

Table - 9	
Potential Emission Data Liquid & Gas (MT/Qtr)	
	1 st Qtr. 2025-26
Total loss	6.40
Liquid loss	5.6
Gas loss	0.8
%liquid loss	87.4
% Gas loss	12.6



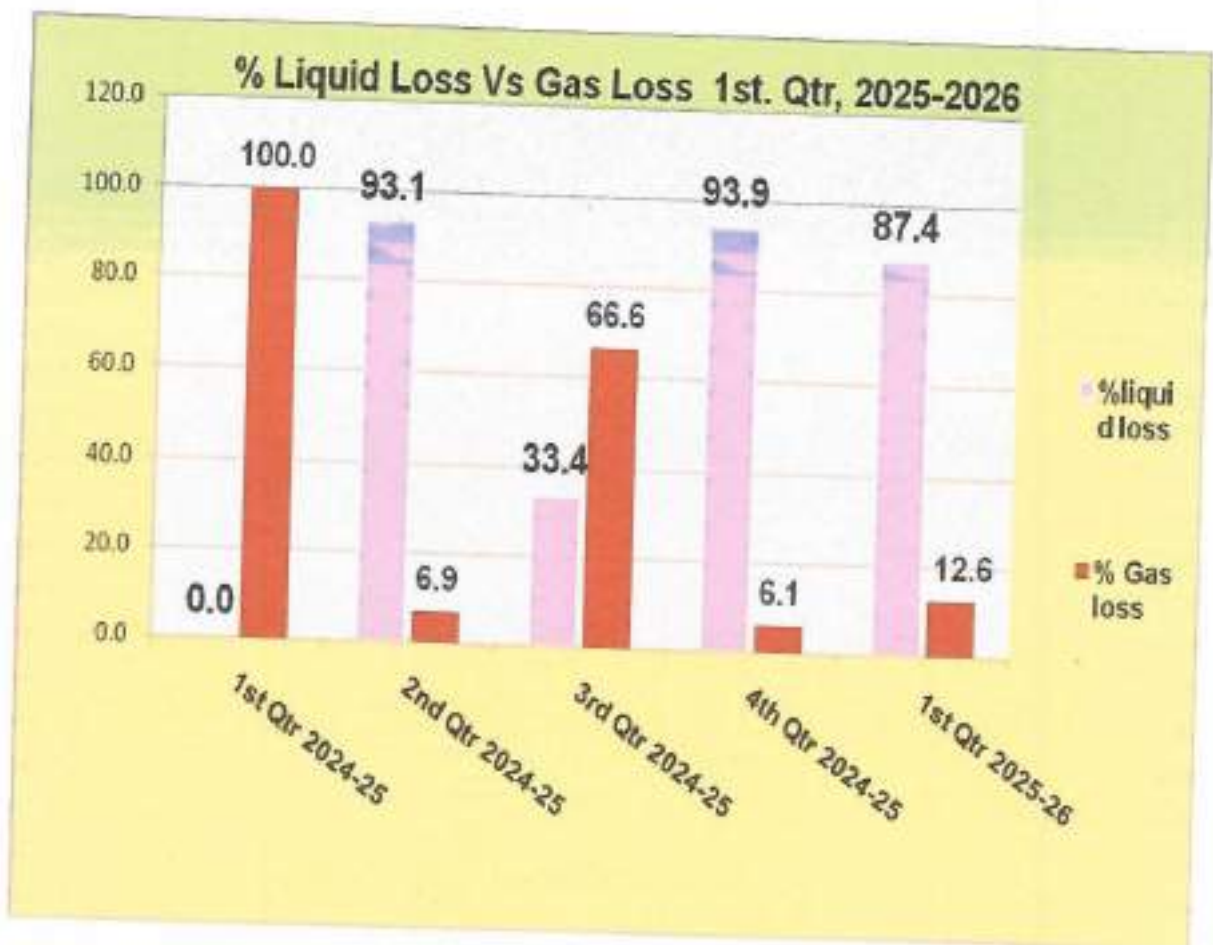


Table - 10

Fugitive Emission Survey 1st Qtr. 2025-26

List of unit wise leak detection and repairing jobs

SL. No:	Unit	Checking date	Reporting dates by HSE	Dept. ATR dates	Recheck dates by HSE	Recheck Reporting by HSE	Points surveyed	Leaks	Leak remained as S/D job
1	CDU-1	02.05.2025 03.05.2025 05.05.2025	06.05.2025	20.05.2025	21.05.2025	21.05.2025	755	4	0
2	CDU-2	23.04.2025 24.04.2025 25.04.2025	26.04.2025	08.05.2025	10.05.2025	10.05.2025	764	4	0
3	DCU-1	S/D	S/D	S/D	S/D	S/D	S/D	S/D	0
4	DCU-2	26.04.2025 28.04.2025 30.04.2025	01.05.2025	13.05.2025	13.05.2025	13.05.2025	744	4	0
5	CRU+MSQ	06.05.2025 08.05.2025 09.05.2025 13.05.2025 14.05.2025	14.05.2025	28.05.2025	29.05.2025	29.05.2025	1192	12	0
6	CPP	03.06.2025	N/A	N/A	N/A	N/A	324	0	0
7	WLG	20.05.2025 26.05.2025	26.05.2025	06.06.2025	07.06.2025	07.06.2025	993	5	0
8	Tank Farm Area	15.05.2025 16.05.2025 17.05.2025 19.05.2025 27.05.2025	27.05.2025	11.06.2025	11.06.2025	11.06.2025	2423	6	0
9	LPG	21.04.2025 22.04.2025	N/A	N/A	N/A	N/A	519	0	0
10	DHDT	12.06.2025 13.06.2025 17.06.2025	18.06.2025	24.06.2025	28.06.2025	28.06.2025	720	2	0
11	HGU	18.06.2025 19.06.2025	N/A	N/A	N/A	N/A	437	0	0
12	GTG	11.06.2025	N/A	N/A	N/A	N/A	228	0	0
13	TSV of Product & Crude Pipe line	17.04.2025 18.04.2025	N/A	N/A	N/A	N/A	183	0	0
14	Prime-G	20.06.2025 23.06.2025	N/A	N/A	N/A	N/A	709	0	0
15	Indmax FCC	25.06.2025 26.06.2025	26.06.2025	03.07.2025	04.07.2025	04.07.2025	479	3	0
Total:-							10470	40	0





Indian Oil Corporation Limited

(Refineries Division)

Bongaigaon Refinery, Dhaligaon-783385, Assam, India

VOC Emission Survey Reports (LDAR)



Study Period: 2nd Quarter of FY 2025-26.

Prepared By



NITYA LABORATORIES

Address: Plot No.118, Church Road, Behind Kausik Vatika, Bhagat Singh Colony, Ballabgarh, Faridabad, Delhi
NCR, India

Tel.: +91-129-2241021

Mobile No.: +91-9873924093, +91-9013591021, +91-9013552273

E-Mail ID: info@nityalab.com

Website: www.nityalab.com

Voc Emission Survey Report (LDAR) for Indian Oil Corporation Limited, Bongaigaon Refinery, Assam

Name of Client : M/s Indian Oil Corporation Limited

Refinery Division, Bongaigaon Refinery

Dhaligaon-783385, Assam, India

Name of Vendor : M/s Nitya Laboratories

Plot No.118, Church Road, Behind Kausik Vatika

Bhagat Singh Colony, Ballabgarh-121 004

Distt. Faridabad (Haryana) Delhi NCR, India

Nature of Job : Voc Emission Survey Report at Indian Oil Corporation Limited,
Refinery Division, Bongaigaon Refinery, Dhaligaon-783385, Assam, India

Report Period : 2nd Quarter of FY 2025-26.

Type your text

FOR NITYA LABORATORIES

RAVINDER MITTAL

Head-Environmental Division

C O N T E N T S

Sr No.	LOCATION	PAGE NO.
	Exécutive Summary	3
	Plant Wise Summary	3
	LDAR Record	4-5
1.0	Introduction	6
2.0	About LDAR	7-8
3.0	Method of the study	9-10
4.0	Volatile Organic Compounds (VOCs)	11
5.0	Leak Detection and Quantification Methods	11-14
6.0	Unit Detail of VOC	15-68
	Voc Point Detail of PRIME-G	15-32
	Voc Point Detail of CCP	33-42
	Voc Point Detail of CCRU-MSQ	43-68

Executive Summary

Indian Oil Corporation Limited (Refineries Division) has intended to conduct the Fugitive Emission survey/Leak Detection and Repair (LDAR) program at its refinery Bongaigaon Haryana. As a part of this program Indian Oil Corporation Limited (Refineries Division) has awarded the contract to M/s Nitya Laboratories for conduct the LDAR survey for the period 10/2023 to 10/2026.

The LDAR Program at site included the detection, tagging and measurement of VOC emission from these identified points which included valves, pump seal, compressor & pressure relieve valves for the measurement of the period from September 2025.

Plant Wise Summary of VOC

Sr. No.	Date of Monitoring	Unit	Total No's of Points Monitored	Total No's of Leakage	Total Leak (kg/hr)	Total Leak (kg/day)
1	25-09-2025	PRIME-G	709	3	0.000127	0.003042
	26-09-2025					
3	27-09-2025	CPP	348	9	0.000460	0.011029
4	29-09-2025	CCRU-MSQ	1011	24	0.004223	0.101356517
	30-09-2025					
	TOTAL		2068	36	0.00481	0.115427517

LDAR Record as per OSID-GDN-225 (VOC)

Sr. No.	Unit	ID Tag No.	Line Size	Associated equipment identification no./P&ID Ref.No.	Component Type (valve gland / valve bonnet/ pump seal / flange etc.)	Duty (gas/li ght/ heavy liquid hydro carbon	Measured reading from detector % LEL	Measure d Reading % Gas	PPMV calculation with formula based on correlation factor from annex1 for type & duty	Kg/hr Before attending leak
1	PRIME-G	Near 102-PDV-4501 Fuel Gas From V-0021 line (I/V Gland)	Insulation	Near 102-PDV-4501 Fuel Gas From V-0021 line (I/V Gland)	Valve	Gas	0.0016%	0.0016%	16	0.000052
		Near FV-1709 P-004/005 Discharge To E-006A line 2nd Upper (I/V Gland)	"	Near FV-1709 P-004/005 Discharge To E-006A line 2nd Upper (I/V Gland)	Valve	Gas	0.00123%	0.00123%	12.3	0.000044
		102-PV-1701 D/S line (I/V Gland)	"	102-PV-1701 D/S line (I/V Gland)	Valve	Gas	0.00075%	0.00075%	7.5	0.000032
2	CPP	F.G C/S Control Valve (C/V Gland)	10 Inch	F.G C/S Control Valve (C/V Gland)	Valve	Gas	0.0038%	0.0038%	38	0.000090
		Boiler # 2 GB TV-1A (C/V Gland)	4 Inch	Boiler # 2 GB TV-1A (C/V Gland)	Valve	Gas	0.00072%	0.00072%	7.2	0.000031
		Boiler # 2 GB TV-1B (C/V Gland)	"	Boiler # 2 GB TV-1B (C/V Gland)	Valve	Gas	0.00094%	0.00094%	9.4	0.000037
		03-FCV-05 (C/V Gland)	"	03-FCV-05 (C/V Gland)	Valve	Gas	0.0046%	0.0046%	4.6	0.000023
		03-FCV-05 U/S line(I/V Gland)	"	03-FCV-05 U/S line(I/V Gland)	Valve	Gas	0.00081%	0.00081%	8.1	0.000033
		Boiler # 3 GB TV-1A (C/V Gland)	4 Inch	Boiler # 3 GB TV-1A (C/V Gland)	Valve	Gas	0.00185%	0.00185%	18.5	0.000057
		Boiler # 3 GB TV-3B (C/V Gland)	"	Boiler # 3 GB TV-3B (C/V Gland)	Valve	Gas	0.0036%	0.0036%	36	0.000087
		04-FCV-05 U/S line(I/V Gland)	"	04-FCV-05 U/S line(I/V Gland)	Valve	Gas	0.00126%	0.00126%	12.6	0.000044
3	CRU-MSQ	Boiler # 4 GB TV-1A (C/V Gland)	4 Inch	Boiler # 4 GB TV-1A (C/V Gland)	Valve	Gas	0.00194%	0.00194%	19.4	0.000058
		25-MP-007B Discharge line (I/V Gland)	3 Inch	25-MP-007B Discharge line (I/V Gland)	Valve	Gas	0.0084%	0.0084%	8.4	0.000034
		22-MP-02A Suction line (I/V Gland)	3 Inch	22-MP-02A Suction line (I/V Gland)	Valve	Gas	0.00086%	0.00086%	8.6	0.000035
		25-MP-08B Suction line (I/V Gland)	Insulation	25-MP-08B Suction line (I/V Gland)	Valve	Gas	0.0067%	0.0067%	67	0.000129
		25-MP-017B Suction line (I/V Gland)	Insulation	25-MP-017B Suction line (I/V Gland)	Valve	Gas	0.00316%	0.00316%	31.6	0.000080
		25-MP-017B Discharge line (I/V Gland)	"	25-MP-017B Discharge line (I/V Gland)	Valve	Gas	0.00144%	0.00144%	14.4	0.000048
		25-MP-021B Discharge line (I/V Gland)	"	25-MP-021B Discharge line (I/V Gland)	Valve	Gas	0.00147%	0.00147%	14.7	0.000049
		25-MP-016B Discharge line (I/V Gland)	"	25-MP-016B Discharge line (I/V Gland)	Valve	Gas	0.0046%	0.0046%	46	0.000102
		25-P-013A Suction line (I/V Gland)	8 Inch	25-P-013A Suction line (I/V Gland)	Valve	Gas	0.00165%	0.00165%	16.5	0.000053
		25-P-013B Suction line (I/V Gland)	8 Inch	25-P-013B Suction line (I/V Gland)	Valve	Gas	0.001562%	0.001562%	156.2	0.000223
		25-P-011A Discharge line (I/V Gland)	4 Inch	25-P-011A Discharge line (I/V Gland)	Valve	Gas	0.00669%	0.00669%	66.9	0.000129
		22-PV-103A (C/V Gland)	1 Inch	22-PV-103A (C/V Gland)	Valve	Gas	0.0348%	0.0348%	348	0.000372
		22-PV-103A D/S line (I/V Gland)	"	22-PV-103A D/S line (I/V Gland)	Valve	Gas	0.01426%	0.01426%	142.6	0.000210
		25-FV-2502 (C/V Gland)	Insulation	25-FV-2502 (C/V Gland)	Valve	Gas	0.00158%	0.00158%	15.8	0.000051

LDAR (Fugitive Emission) Survey Report

3	CRU-MSQ	25-FV-2502 U/S line (I/V Gland)	"	25-FV-2502 U/S line (I/V Gland)	Valve	Gas	0.0395%	0.0395%	395	0.000404
		25-FT-1101 U/S line (I/V Gland)	"	25-FT-1101 U/S line (I/V Gland)	Valve	Gas	0.0035%	0.0035%	35	0.000085
		25-FT-1101 D/S line (I/V Gland)	"	25-FT-1101 D/S line (I/V Gland)	Valve	Gas	0.00128%	0.00128%	12.8	0.000045
		25-LV-1402 (C/V Gland)	1.5 Inch	25-LV-1402 (C/V Gland)	Valve	Gas	0.0183%	0.0183%	183	0.000246
		25-FV-1203 U/S line (I/V Gland)	4 Inch	25-FV-1203 U/S line (I/V Gland)	Valve	Gas	0.00152%	0.00152%	15.2	0.000050
		25-FV-1203 D/S line (I/V Gland)	"	25-FV-1203 D/S line (I/V Gland)	Valve	Gas	0.137%	0.137%	1370	0.000897
		25-FV-2201 (C/V Gland)	1 Inch	25-FV-2201 (C/V Gland)	Valve	Gas	0.1064%	0.1064%	1064	0.000763
		25-FV-2805 D/S line (I/V Gland)	"	25-FV-2805 D/S line (I/V Gland)	Valve	Gas	0.00116%	0.00116%	11.6	0.000042
		25-FV-2805 Bypass line (I/V Gland)	"	25-FV-2805 Bypass line (I/V Gland)	Valve	Gas	0.00143%	0.00143%	14.3	0.000048
		22-PV-206 (C/V Gland)	1.5 Inch	22-PV-206 (C/V Gland)	Valve	Gas	0.00185%	0.00185%	18.5	0.000057
		22-PV-206 D/S line (I/V Gland)	"	22-PV-206 D/S line (I/V Gland)	Valve	Gas	0.0281%	0.0281%	28.1	0.000074

1.0 INTRODUCTION

The petroleum refinery industry has successfully reduced its emissions of non-methane volatile organic compounds (NMVOC), one of the precursors to surface level ozone formation, by focusing on reduced venting, vapour recovery and better storage controls. In order make further reductions, the industry is now focusing its efforts on the control of fugitive emissions (leaks)¹ which can contribute up to one third of the remaining site NMVOC emissions. Fugitive emissions are generated at plant components which are supposed to be leak-tight (like pump or compressor seals, valve packing, flanges, sample points, etc.). Whilst a typical site would have 50,000+ such components, only a few of these contribute to the bulk of fugitive emissions. Identifying these few leaks for repair is difficult and time consuming, as they are spread out over the entire site, including hard to access locations.

Methodologies are currently available to detect leaking equipment in so-called LDAR (Leak Detection and Repair) programs:

Method 21 uses a hydrocarbon ionisation detector; this methodology was developed by the US-EPA and was the first historically. It is a widely accepted method, key elements of which are adopted in the European Standard EN 15446:2008.

A fugitive emission monitoring project is typically conducted in following phases:

2.0 About LDAR: Leak Detection and Repair (LDAR) is a program implemented to comply with environmental regulations for reducing the fugitive emissions of targeted chemicals into the environment. Several standards such as *Maximum Achievable Control Technology* (MACT) standards, *New Source Performance Standards* (NSPS), *National Emissions Standards for Hazardous Air Pollutants* (NESHAP) and Central Pollution Control Board (CPCB) require the monitoring and reporting of these fugitive emissions from process equipment.

Process components of about 10000 points are monitored as LDAR and cover all the components in the process plant.

A typical chemical unit can emit some tons per year of VOCs from leaking equipment, such as valves, connectors, pumps, sampling connections, compressors, pressure relief devices and open-ended lines.

The environmental regulations are prescribed LDAR programs as a means of reducing emissions have very specific standards and applied to a monitoring and repair program. The LDAR study included the following protocols:

- Chemical streams that must be monitored
- Types of components (pumps, valves, connectors, etc.) to be monitored
- Measured concentration in PPM that indicates a leak
- Frequency of monitoring
- Method of monitoring
- Actions to be taken if a leak is discovered
- Length of time in which an initial attempt to repair the leak must be performed
- Length of time in which an effective repair of the leak must be made
- Actions that must be taken if a leak cannot be repaired within guidelines
- Record-keeping and reporting requirements

VOCs are contributed to the formation of ground level ozone. Many of the areas where Refineries are located do not meet the NAAQ standards for ozone. Ozone can be transported in the atmosphere and contribute to nonattainment in downwind areas.

Affected Sources: Each pump, compressor, pressure relief device, sampling connection system, open-ended valve or line, flange and connector that contains or contacts a fluid or gas. that is exceeding more than 5000ppm of pump and compressor seals and 3000 ppm other components is an affected source.

Equipment Leak: A leak is defined as greater than or equal to 3,000 & 5000 ppmv as methane, for organic compounds, as determined by EPA Reference Method 21. Most of the emissions are from valves and connectors because these are most prevalent components and can number in the thousands. The major cause of emissions from valves and connectors is seal or gasket failure due to normal wear or improper maintenance. More than 90% of emissions from the leaking equipment with valves are being the most significant source. The open-ended lines and sampling connections account for as much as 5 – 10% of total VOC emissions from equipment leaks.

Minimum Requirements for an Acceptable Organic LDAR Program:

- Each affected source is screened initially using Method 21. Sources that are unsafe to monitor is not screened, but documentation is provided to substantiate the unsafe nature.
- Monthly visual inspections has to be performed by industry on each affected source for signs of leakage (e.g. dripping liquid, spraying, misting, clouding, ice formation, distinctive odors, etc.).
- Monitoring of each affected source is to be conducting quarterly using Method 21.

All potential leak points associated with a component must be identified and screened for leaks. The detected leaks by Method 21 test was tagged and repaired. The leak sources are measured after repair and the same is recorded.

3.0 METHODOLOGY OF THE STUDY:

EPA has found significant widespread noncompliance with Leak Detection and Repair regulations and more specifically noncompliance with Method 21 requirements.

Step 1: Preparation of LDAR project

- Information exchange meeting
- Project introduction
- Project scooping
- Coding & naming conventions
- Prepare technical information (medium, stream, drawings, ...)
- Stream composition
- YTD production time per stream
- Leak definition, repair definition and tag definition per stream
- Detection equipment to use

Step 2: Database preparation:

- Build site structure (unit - sections - drawings - streams)
- Prepare Basic data
- Prepare Customer data

Step 3: Source inventory:

- Project kick-off meeting
- Safety training
- Site visit
- Define monitoring routes
- Start inventory program
- Prepare monitoring phase

Step 4: Unit monitoring phase

- Prepare detection devices and gather relevant information
- Start monitoring program
- Regular status meetings
- Database update

Step 5: First repair attempt

- Prepare tightening lists (sources with leak-rate > repair definition)
- Guide mechanical/operator to leaking sources
- Perform on-line reparation
- Re-monitoring after repair attempt

Step 6: Reporting

- Consolidate all gathered data
- Prepare lessons learned
- Create LDAR report

- Detail list of all leaking sources
- Repair orders
- Equipment overview per EPA source
- Top leakers (in costs and losses)
- Sort on most leaking equipment (EPA sources)

Sampling Methodology:

Initial Screening: Screening tests must be conducted initially and include:

1. The type of affected source (e.g. pump, compressor, etc.).
2. Site specific ID of each affected source.
3. Date of the Method 21 test.
4. Type of Method 21 detector.
5. Calibration results of Method 21 detector.
6. Screening results in ppmv.

4.0 Volatile Organic Compounds (VOCs)

4.1. VOC Definition

To this study the term VOC is defined as “all products of which at least 20% m/m has a vapour pressure higher than 0.3 kPa at 20°C. For the petroleum industry this includes all light products and excludes kerosene and all higher (i.e., heavier) products”.

The streams concerned in these studies do not contain methane so strictly the study addresses non-methane volatile hydrocarbons (NMVOC).

4.1.1. Diffuse VOC Emissions

Diffuse VOC emission is defined by the Best Available Technique Reference Document for the Refining of Mineral Oil and Gas (REF BREF) to be:

“Non-channelled VOC emissions that are not released via specific emission points such as stacks. They can result from 'area' sources (e.g., tanks) or 'point' sources (e.g., pipe flanges)”

“Diffuse VOC emissions are emissions arising from direct contact of gaseous or liquid volatile organic compounds with the environment (atmosphere, under normal operating circumstances). These can result from:

- Inherent design of the equipment (e.g., uncovered oil/water separators);
- Operating conditions (e.g., non collected vent of a fixed roof tank during loading); or fugitive emission caused by an undesired gradual loss of tightness from a piece of equipment and a resulting leak. Fugitive emissions are a subset of diffuse emission.”

The focus of this report is on comparing two detection methods for fugitive emissions from point sources which typically make up between 20-50% of the overall refinery diffuse emissions. Emissions from point sources include leaks from components which are not fully sealed: pipe flanges, valve stems, pump and compressor seals, etc.

5.0 Leak Detection and Quantification Methods

5.1 Leak Detection and Leak Quantification

When discussing the monitoring and reporting of VOC emissions, three different purposes have to be taken into account: leak detection, identification and quantification. For the point sources considered in this report detection and identification are synonymous.

- ❖ Leak detection/identification: VOC instruments can be used for the VOC leak detection: e.g. flame ionisation detector. The number of leaks and a leak indication (e.g., measured concentration (screening value) are recorded.
- ❖ Leak quantification is the estimate of the number of VOCs emitted (i.e., t/a) for reporting and tracking purposes.

Leak Detection and Repair (LDAR) programmes have been put in place across Indian/European refineries in order to detect and reduce the VOC fugitive emissions. Although the main purpose of an LDAR program is to decrease VOC emission, leak quantification was added for reporting purposes and for tracking the long term progress.

5.2 Leak Detection Methods

Methodology is currently available to detect the emissions from leaking equipment:

Methodologies Based on Sniffing: the detection is done by drawing an air sample past a hydrocarbon ionisation detector to detect the VOC concentration in the vicinity of the leak source (called screening value). This methodology was first developed by the US Environmental Protection Agency (EPA) and is referred to as “Method 21”.

The European LDAR Standard EN 15446:2008 is a modified version of Method 21 where the frequency of the surveys and the leak repair threshold are not fixed but can be adapted based on analysis of the previous survey.

5.2.1 Sniffing Detection Instruments

Many different types of Sniffing analysers can be used to detect fugitive VOC emissions. The most common types are photo-ionization detectors (PID).

5.2.2 Photo-Ionisation Detectors

Ionization detectors operate by ionizing the gas sample and then measuring the charge (number of ions) produced. PIDs use ultraviolet light. The response of a PID can vary significantly with double bonded compounds. Therefore the PID is most commonly used in refinery LDAR surveys. PID analysers have to be calibrated for a hydrocarbon concentration of 100 PPM.

The Nitya Laboratories using the Honeywell International PV Make and model no. Mini RAE 3000⁺ having the range between 0.1 PPM to 15000 PPM.

5.3 Leak Quantification/Estimation Methods

Leak Emission Estimation Based on the Sniffing Techniques

The Sniffing technique involves placing a detecting instrument probe close to the surface of a piece of process equipment where there is the potential for a leak (e.g., at flange seal). The VOC concentration of the leak is measured by moving the probe along the surface. The maximum instrument reading in ppm is recorded. This is referred to as the “screening value”. A record is also made of the type of equipment device (valve, flange, pump seal etc.). A leak is considered to occur when the screening value measured is above a given concentration (e.g., 15,000 ppmv). The leak definition criterion can vary from one site to another and is usually set in the environmental permit. Above that given concentration threshold, the equipment is identified as leaking and must be repaired. Components which give screening values below the leak definition are considered as non-leakers and repairs are not required.

This detection method requires every potential leaking point included in the database (a listing of all sources) to be surveyed and therefore this procedure is very expensive and labour-intensive.

The equipment to be monitored by Sniffing is listed in a database and is restricted to:

- ❖ Accessible points (e.g., not under insulation, able to be reached without scaffolding).

- ❖ The lines containing a light hydrocarbon (20% of the fluid m/m has a vapour pressure higher than 0.3 kPa at 20°C).

Standards for Equipment Leaks

- (1) Approach: Approach for controlling fugitive emissions from equipment leaks shall have proper selection, installation and maintenance of non-leaking or leak-tight equipment. Following initial testing after commissioning, the monitoring for leak detection is to be carried out as a permanent on-going Leak Detection and Repair (LDAR) programme. Finally detected leaks are to be repaired within an allowable timeframe.
- (2) Components to be Covered: Components that shall be covered under LDAR program include (i) Block valves; (ii) Control valves; (iii) Pump seals; (iv) Compressor seals; (v) Pressure relief valves; (vi) Flanges – Heat Exchangers; (vii) Flanges – Piping; (viii) Connectors – Piping; (ix) Open ended lines; and (x) Sampling connections, Equipment and line sizes more than 1.875 cm or ¾ inch are to be covered.
- (3) Applicability: LDAR programme would be applicable to components (given at 2 above) for following products/compounds: (i) hydrocarbon gases; (ii) Light liquid with vapour pressure @ 20°C > 1.0 kPa; and (iii) Heavy liquid with vapour pressure @ 20° C between 0.3 to 1.0 kPa.
- (4) While LDAR will not be applicable for heavy liquids with vapour pressure < 0.3 kPa, it will be desirable to check for liquid dripping as indication of leak.
- (5) Definition of leak: A leak is defined as the detection of VOC concentration more than the values (in ppm) specified below at the emission source using a hydrocarbon analyzer according to measurement protocol (US EPA – 453/R-95-017, 1995 Protocol for equipment leak emission estimates may be referred to:

Component	General Hydrocarbon (ppm)		Benzene (ppm)	
	Till 31 st Dec. 2008	w.e.f. January 01, 2009	Till 31 st Dec., 2008	w.e.f January 01, 2009
Pump/Compressor	10000	5000	3000	2000
Valves/Flanges	10000	3000	2000	1000
Other components	10000	3000	2000	1000

- (6) In addition, any component observed to be leaking by sight, sound, or smell, regardless of concentration (liquid dripping, visible vapor leak) or presence of bubbles using soap solution should be considered as leak.
- (7) Monitoring Requirements and Repair Schedule: Following frequency of monitoring of leaks and schedule for repair of leaks shall be followed:
- (8) The percentage leaking components should not be more than 2% for any group of components monitored excluding pumps/compressors. In the case of pumps/compressors it should be less than 10% of the total number of pumps/compressors or three pumps and compressors, whichever is greater.
- (9) Emission inventory: Refinery shall prepare an inventory of equipment components in the plant. After the instrumental measurement of leaks, emission from the components will be calculated using stratified emission factor (USEPA) or any other superior factors. The total fugitive emission will be established.

Component	Frequency of monitoring	Repair schedule
	Quarterly (semiannual after two consecutive periods with <2% leaks and annual after 5 periods with < 2% leaks)	Repair will be started within 5 working days and shall be completed within 15 working days after detection of leak for general hydrocarbons. In case of benzene, the leak shall be attended immediately for repair.
Pump seals	Quarterly	
Compressor seals	Quarterly	
Pressure relief devices	Quarterly	
Pressure relief devices (after venting)	Within 24 hours	
Heat Exchangers	Quarterly	
Process drains	Annually	
Components that are difficult to monitor	Annually	
Pump seals with visible liquid dripping	Immediately	Immediately
Any component with visible leaks	Immediately	Immediately
Any component after repair/ replacement	Within five days	-

- (10) Monitoring following types of monitoring methods may be judiciously employed for detection of leaks:
 (i) instrumental method of measurement of leaks; (ii) Audio, visual and olfactory (AVO) leak detection; and (iii) Soap bubble method.
- (11) Data on time of measurement and concentration value for leak detection; time of repair of leak; and time of measurement & concentration value after repair of leak should be documented for all the components.
- (12) Pressure relief and blow down systems should discharge to a vapor collection and recovery system or to flare.
- (13) Open-ended lines should be closed by a blind flange or plugged.
- (14) A totally closed loop should be used in all routine samples.
- (15) Low emission packing should be used for valves.
- (16) High integrity sealing materials should be used for flanges.

Sr.No.	Date	Location	Tag No.	Line Size	Component Type	Screening Value (PPM) before Repair	Emission Kg/Hr	Emission Kg/day	Screening Value (PPM) after Repair	Emission Kg/Hr	Emission Kg/day
--------	------	----------	---------	-----------	----------------	-------------------------------------	----------------	-----------------	------------------------------------	----------------	-----------------

Unit:- Prime G											
1	25-09-2025	102-FV-5101 (C/V Gland)	1	3 Inch	Valve	0	0	0	0	0	0
2	25-09-2025	102-FV-5101 (C/V U/S Flange)	2	"	Flange	0	0	0	0	0	0
3	25-09-2025	102-FV-5101 (C/V D/S Flange)	3	"	Flange	0	0	0	0	0	0
4	25-09-2025	102-FV-5101 (C/V Flange/Bonnet)	4	"	Flange	0	0	0	0	0	0
5	25-09-2025	102-FV-5101 U/S line (I/V Gland)	5	"	Valve	0	0	0	0	0	0
6	25-09-2025	102-FV-5101 U/S line (I/V U/S Flange)	6	"	Flange	0	0	0	0	0	0
7	25-09-2025	102-FV-5101 U/S line (I/V D/S Flange)	7	"	Flange	0	0	0	0	0	0
8	25-09-2025	102-FV-5101 U/S line (I/V Flange/Bonnet)	8	"	Flange	0	0	0	0	0	0
9	25-09-2025	102-FV-5101 D/S line (I/V Gland)	9	"	Valve	0	0	0	0	0	0
10	25-09-2025	102-FV-5101 D/S line (I/V U/S Flange)	10	"	Flange	0	0	0	0	0	0
11	25-09-2025	102-FV-5101 D/S line (I/V D/S Flange)	11	"	Flange	0	0	0	0	0	0
12	25-09-2025	102-FV-5101 D/S line (I/V Flange/Bonnet)	12	"	Flange	0	0	0	0	0	0
13	25-09-2025	102-FV-5101 Bypass line (I/V Gland)	13	2 Inch	Valve	0	0	0	0	0	0
14	25-09-2025	102-FV-5101 Bypass line (I/V Flange/Bonnet)	14	"	Flange	0	0	0	0	0	0
15	25-09-2025	102-FV-5101 Drain line (I/V Gland)	15	0.5 Inch	Valve	0	0	0	0	0	0
16	25-09-2025	102-FV-5101 Bypass line (I/V Flange/Bonnet)	16	"	Flange	0	0	0	0	0	0
17	25-09-2025	102-FV-5101 Bypass line (End Flange)	17	"	Flange	0	0	0	0	0	0
18	25-09-2025	102-FV-5201 (C/V Gland)	18	1.5 Inch	Valve	0	0	0	0	0	0
19	25-09-2025	102-FV-5201 (C/V U/S Flange)	19	"	Flange	0	0	0	0	0	0
20	25-09-2025	102-FV-5201 (C/V D/S Flange)	20	"	Flange	0	0	0	0	0	0
21	25-09-2025	102-FV-5201 (C/V Flange/Bonnet)	21	"	Flange	0	0	0	0	0	0
22	25-09-2025	102-FV-5201 U/S line (I/V Gland)	22	"	Valve	0	0	0	0	0	0
23	25-09-2025	102-FV-5201 U/S line (I/V Flange/Bonnet)	23	"	Flange	0	0	0	0	0	0
24	25-09-2025	102-FV-5201 D/S line (I/V Gland)	24	"	Valve	0	0	0	0	0	0
25	25-09-2025	102-FV-5201 D/S line (I/V Flange/Bonnet)	25	"	Flange	0	0	0	0	0	0
26	25-09-2025	102-FV-5201 Bypass line (I/V Gland)	26	1 Inch	Valve	0	0	0	0	0	0
27	25-09-2025	102-FV-5201 Bypass line (I/V Flange/Bonnet)	27	"	Flange	0	0	0	0	0	0
28	25-09-2025	102-FV-5201 Drain line (I/V Gland)	28	0.5 Inch	Valve	0	0	0	0	0	0
29	25-09-2025	102-FV-5201 Drain line (I/V Flange/Bonnet)	29	"	Flange	0	0	0	0	0	0
30	25-09-2025	102-FV-5201 Drain line (End Flange)	30	"	Flange	0	0	0	0	0	0
31	25-09-2025	102-FV-0201 (C/V Gland)	31	3 Inch	Valve	0	0	0	0	0	0
32	25-09-2025	102-FV-0201 (C/V U/S Flange)	32	"	Flange	0	0	0	0	0	0
33	25-09-2025	102-FV-0201 (C/V D/S Flange)	33	"	Flange	0	0	0	0	0	0
34	25-09-2025	102-FV-0201 (C/V Flange/Bonnet)	34	"	Flange	0	0	0	0	0	0
35	25-09-2025	102-FV-0201 U/S line (I/V Gland)	35	"	Valve	0	0	0	0	0	0
36	25-09-2025	102-FV-0201 U/S line (I/V U/S Flange)	36	"	Flange	0	0	0	0	0	0
37	25-09-2025	102-FV-0201 U/S line (I/V D/S Flange)	37	"	Flange	0	0	0	0	0	0
38	25-09-2025	102-FV-0201 U/S line (I/V Flange/Bonnet)	38	"	Flange	0	0	0	0	0	0

Sr.No.	Date	Location	Tag No.	Line Size	Component Type	Screening Value (PPM) before Repair	Emission Kg/Hr	Emission Kg/day	Screening Value (PPM) after Repair	Emission Kg/Hr	Emission Kg/day
--------	------	----------	---------	-----------	----------------	-------------------------------------	----------------	-----------------	------------------------------------	----------------	-----------------

39	25-09-2025	102-FV-0201 D/S line (I/V Gland)	39	"	Valve	0	0	0	0	0	0
40	25-09-2025	102-FV-0201 D/S line (I/V U/S Flange)	40	"	Flange	0	0	0	0	0	0
41	25-09-2025	102-FV-0201 D/S line (I/V D/S Flange)	41	"	Flange	0	0	0	0	0	0
42	25-09-2025	102-FV-0201 D/S line (I/V Flange/Bonnet)	42	"	Flange	0	0	0	0	0	0
43	25-09-2025	102-FV-0201 Bypass line (I/V Gland)	43	2 Inch	Valve	0	0	0	0	0	0
44	25-09-2025	102-FV-0201 Bypass line (I/V U/S Flange)	44	"	Flange	0	0	0	0	0	0
45	25-09-2025	102-FV-0201 Bypass line (I/V D/S Flange)	45	"	Flange	0	0	0	0	0	0
46	25-09-2025	102-FV-0201 Bypass line (I/V Flange/Bonnet)	46	"	Flange	0	0	0	0	0	0
47	25-09-2025	102-FV-0201 Drain line (I/V Gland)	47	0.5 Inch	Valve	0	0	0	0	0	0
48	25-09-2025	102-FV-0201 Drain line (I/V Flange/Bonnet)	48	"	Flange	0	0	0	0	0	0
49	25-09-2025	102-FV-0201 Drain line (End Flange)	49	"	Flange	0	0	0	0	0	0
50	25-09-2025	102-FV-2701 (C/V Gland)	50	4 Inch	Valve	0	0	0	0	0	0
51	25-09-2025	102-FV-2701 (C/V U/S Flange)	51	"	Flange	0	0	0	0	0	0
52	25-09-2025	102-FV-2701 (C/V D/S Flange)	52	"	Flange	0	0	0	0	0	0
53	25-09-2025	102-FV-2701 (C/V Flange/Bonnet)	53	"	Flange	0	0	0	0	0	0
54	25-09-2025	102-FV-2701 U/S line (I/V Gland)	54	3 Inch	Valve	0	0	0	0	0	0
55	25-09-2025	102-FV-2701 U/S line (I/V U/S Flange)	55	"	Flange	0	0	0	0	0	0
56	25-09-2025	102-FV-2701 U/S line (I/V D/S Flange)	56	"	Flange	0	0	0	0	0	0
57	25-09-2025	102-FV-2701 U/S line (I/V Flange/Bonnet)	57	"	Flange	0	0	0	0	0	0
58	25-09-2025	102-FV-2701 D/S line (I/V Gland)	58	4 Inch	Valve	0	0	0	0	0	0
59	25-09-2025	102-FV-2701 D/S line (I/V U/S Flange)	59	"	Flange	0	0	0	0	0	0
60	25-09-2025	102-FV-2701 D/S line (I/V D/S Flange)	60	"	Flange	0	0	0	0	0	0
61	25-09-2025	102-FV-2701 D/S line (I/V Flange/Bonnet)	61	"	Flange	0	0	0	0	0	0
62	25-09-2025	102-FV-2701 Bypass line (I/V Gland)	62	1.5 Inch	Valve	0	0	0	0	0	0
63	25-09-2025	102-FV-2701 Bypass line (I/V U/S Flange)	63	"	Flange	0	0	0	0	0	0
64	25-09-2025	102-FV-2701 Bypass line (I/V D/S Flange)	64	"	Flange	0	0	0	0	0	0
65	25-09-2025	102-FV-2701 Bypass line (I/V Flange/Bonnet)	65	"	Flange	0	0	0	0	0	0
66	25-09-2025	102-FV-2701 Drain line (I/V Gland)	66	0.5 Inch	Valve	0	0	0	0	0	0
67	25-09-2025	102-FV-2701 Drain line (I/V Flange/Bonnet)	67	"	Flange	0	0	0	0	0	0
68	25-09-2025	102-FV-2701 Drain line (End Flange)	68	"	Flange	0	0	0	0	0	0
69	25-09-2025	102-FV-02702 (C/V Gland)	69	4 Inch	Valve	0	0	0	0	0	0
70	25-09-2025	102-FV-02702 (C/V U/S Flange)	70	"	Flange	0	0	0	0	0	0
71	25-09-2025	102-FV-02702 (C/V D/S Flange)	71	"	Flange	0	0	0	0	0	0
72	25-09-2025	102-FV-02702 (C/V Flange/Bonnet)	72	"	Flange	0	0	0	0	0	0
73	25-09-2025	102-FV-02702 U/S line (I/V Gland)	73	3 Inch	Valve	0	0	0	0	0	0
74	25-09-2025	102-FV-02702 U/S line (I/V U/S Flange)	74	"	Flange	0	0	0	0	0	0
75	25-09-2025	102-FV-02702 U/S line (I/V D/S Flange)	75	"	Flange	0	0	0	0	0	0
76	25-09-2025	102-FV-02702 U/S line (I/V Flange/Bonnet)	76	"	Flange	0	0	0	0	0	0
77	25-09-2025	102-FV-02702 D/S line (I/V Gland)	77	"	Valve	0	0	0	0	0	0
78	25-09-2025	102-FV-02702 D/S line (I/V U/S Flange)	78	"	Flange	0	0	0	0	0	0

Sr.No.	Date	Location	Tag No.	Line Size	Component Type	Screening Value (PPM) before Repair	Emission Kg/Hr	Emission Kg/day	Screening Value (PPM) after Repair	Emission Kg/Hr	Emission Kg/day
--------	------	----------	---------	-----------	----------------	-------------------------------------	----------------	-----------------	------------------------------------	----------------	-----------------

79	25-09-2025	102-FV-02702 D/S line (I/V D/S Flange)	79	"	Flange	0	0	0	0	0	0
80	25-09-2025	102-FV-02702 D/S line (I/V Flange/Bonnet)	80	"	Flange	0	0	0	0	0	0
81	25-09-2025	102-FV-02702 Bypass line (I/V Gland)	81	"	Valve	0	0	0	0	0	0
82	25-09-2025	102-FV-02702 Bypass line (I/V U/S Flange)	82	"	Flange	0	0	0	0	0	0
83	25-09-2025	102-FV-02702 Bypass line (I/V D/S Flange)	83	"	Flange	0	0	0	0	0	0
84	25-09-2025	102-FV-02702 Bypass line (I/V Flange/Bonnet)	84	"	Flange	0	0	0	0	0	0
85	25-09-2025	102-FV-02702 U/S drain line (I/V Gland)	85	0.5 Inch	Valve	0	0	0	0	0	0
86	25-09-2025	102-FV-02702 U/S drain line (I/V Flange/Bonnet)	86	"	Flange	0	0	0	0	0	0
87	25-09-2025	102-FV-02702 U/S drain line (End Flange)	87	"	Flange	0	0	0	0	0	0
88	25-09-2025	102-FV-02702 D/S drain line (I/V Gland)	88	0.5 Inch	Valve	0	0	0	0	0	0
89	25-09-2025	102-FV-02702 D/S drain line (I/V Flange/Bonnet)	89	"	Flange	0	0	0	0	0	0
90	25-09-2025	102-FV-02702 D/S drain line (End Flange)	90	"	Flange	0	0	0	0	0	0
91	25-09-2025	102-FV-0801 (C/V Gland)	91	Insulation	Valve	0	0	0	0	0	0
92	25-09-2025	102-FV-0801 U/S line (I/V Gland)	92	"	Valve	0	0	0	0	0	0
93	25-09-2025	102-FV-0801 D/S line (I/V Gland)	93	"	Valve	0	0	0	0	0	0
94	25-09-2025	102-FV-0801 Bypass line upper (I/V Gland)	94	"	Valve	0	0	0	0	0	0
95	25-09-2025	102-FV-0801 Bypass line lower (I/V Gland)	95	"	Valve	0	0	0	0	0	0
96	25-09-2025	102-FV-0801 Drain line (I/V Gland)	96	0.5 Inch	Valve	0	0	0	0	0	0
97	25-09-2025	102-FV-0801 Drain line (I/V Flange/Bonnet)	97	"	Flange	0	0	0	0	0	0
98	25-09-2025	102-FV-0801 Drain line (End Flange)	98	"	Flange	0	0	0	0	0	0
99	25-09-2025	102-FV-0802 (C/V Gland)	99	Insulation	Valve	0	0	0	0	0	0
100	25-09-2025	102-FV-0802 U/S line (I/V Gland)	100	"	Valve	0	0	0	0	0	0
101	25-09-2025	102-FV-0802 D/S line (I/V Gland)	101	"	Valve	0	0	0	0	0	0
102	25-09-2025	102-FV-0802 Bypass line (I/V Gland)	102	"	Valve	0	0	0	0	0	0
103	25-09-2025	102-FV-0802 U/S line Drain (I/V Gland)	103	0.5 Inch	Valve	0	0	0	0	0	0
104	25-09-2025	102-FV-0802 U/S line Drain (I/V Flange/Bonnet)	104	"	Flange	0	0	0	0	0	0
105	25-09-2025	102-FV-0802 U/S line Drain (End Flange)	105	"	Flange	0	0	0	0	0	0
106	25-09-2025	102-FV-0802 D/S line Drain (I/V Gland)	106	0.5 Inch	Valve	0	0	0	0	0	0
107	25-09-2025	102-FV-0802 D/S line Drain (I/V Flange/Bonnet)	107	"	Flange	0	0	0	0	0	0
108	25-09-2025	102-FV-0802 D/S line Drain (End Flange)	108	"	Flange	0	0	0	0	0	0
109	25-09-2025	102-FV-2301 (C/V Gland)	109	Insulation	Valve	0	0	0	0	0	0
110	25-09-2025	102-FV-2301 U/S line (I/V Gland)	110	"	Valve	0	0	0	0	0	0
111	25-09-2025	102-FV-2301 D/S line (I/V Gland)	111	"	Valve	0	0	0	0	0	0
112	25-09-2025	102-FV-2301 Bypass line (I/V Gland)	112	"	Valve	0	0	0	0	0	0
113	25-09-2025	102-FV-0802 Drain line (I/V Gland)	113	0.5 Inch	Valve	0	0	0	0	0	0
114	25-09-2025	102-FV-0802 U/S Drain line (I/V Flange/Bonnet)	114	"	Flange	0	0	0	0	0	0
115	25-09-2025	102-FV-0802 Drain line (End Flange)	115	"	Flange	0	0	0	0	0	0
116	25-09-2025	102-FV-1301 (C/V Gland)	116	Insulation	Valve	0	0	0	0	0	0
117	25-09-2025	102-FV-1301 U/S line (I/V Gland)	117	"	Valve	0	0	0	0	0	0
118	25-09-2025	102-FV-1301 D/S line (I/V Gland)	118	"	Valve	0	0	0	0	0	0

Sr.No.	Date	Location	Tag No.	Line Size	Component Type	Screening Value (PPM) before Repair	Emission Kg/Hr	Emission Kg/day	Screening Value (PPM) after Repair	Emission Kg/Hr	Emission Kg/day
--------	------	----------	---------	-----------	----------------	-------------------------------------	----------------	-----------------	------------------------------------	----------------	-----------------

119	25-09-2025	102-FV-1301 Bypass line (I/V Gland)	119	"	Valve	0	0	0	0	0	0
120	25-09-2025	102-FV-1301 Drain line (I/V Gland)	120	0.5 Inch	Valve	0	0	0	0	0	0
121	25-09-2025	102-FV-1301 U/S Drain line (I/V Flange/Bonnet)	121	"	Flange	0	0	0	0	0	0
122	25-09-2025	102-FV-1301 Drain line (End Flange)	122	"	Flange	0	0	0	0	0	0
123	25-09-2025	102-F-001 FG Burner no.01 (Audco valve Gland)	123	Insulation	Valve	0	0	0	0	0	0
124	25-09-2025	102-F-001 FG Burner no.01 line (I/V Gland)	124	"	Valve	0	0	0	0	0	0
125	25-09-2025	102-F-001 FG Burner no.01 line (Inlet flange)	125	"	Flange	0	0	0	0	0	0
126	25-09-2025	102-F-001 Pilot Burner no.01 line (Inlet flange)	126	"	Flange	0	0	0	0	0	0
127	25-09-2025	102-F-001 Pilot Burner no.01 line (I/V Gland)	127	"	Valve	0	0	0	0	0	0
128	25-09-2025	102-F-001 FG Burner no.02 (Audco valve Gland)	128	"	Valve	0	0	0	0	0	0
129	25-09-2025	102-F-001 FG Burner no.02 line (I/V Gland)	129	"	Valve	0	0	0	0	0	0
130	25-09-2025	102-F-001 FG Burner no.02 line (Inlet flange)	130	"	Flange	0	0	0	0	0	0
131	25-09-2025	102-F-001 Pilot Burner no.02 line (Inlet flange)	131	"	Flange	0	0	0	0	0	0
132	25-09-2025	102-F-001 Pilot Burner no.02 line (I/V Gland)	132	"	Valve	0	0	0	0	0	0
133	25-09-2025	102-F-001 FG Burner no.03 (Audco valve Gland)	133	"	Valve	0	0	0	0	0	0
134	25-09-2025	102-F-001 FG Burner no.03 line (I/V Gland)	134	"	Valve	0	0	0	0	0	0
135	25-09-2025	102-F-001 FG Burner no.03 line (Inlet flange)	135	"	Flange	0	0	0	0	0	0
136	25-09-2025	102-F-001 Pilot Burner no.03 line (Inlet flange)	136	"	Flange	0	0	0	0	0	0
137	25-09-2025	102-F-001 Pilot Burner no.03 line (I/V Gland)	137	"	Valve	0	0	0	0	0	0
138	25-09-2025	102-F-002 FG Burner no.01 (Audco valve Gland)	138	Insulation	Valve	0	0	0	0	0	0
139	25-09-2025	102-F-002 FG Burner no.01 (I/V Gland)	139	"	Valve	0	0	0	0	0	0
140	25-09-2025	102-F-002 FG Burner no.01 line (Inlet flange)	140	"	Flange	0	0	0	0	0	0
141	25-09-2025	102-F-002 Pilot Burner no.01 line (Inlet flange)	141	"	Flange	0	0	0	0	0	0
142	25-09-2025	102-F-002 Pilot Burner no.01 (I/V Gland)	142	"	Valve	0	0	0	0	0	0
143	25-09-2025	102-F-002 FG Burner no.02 (Audco valve Gland)	143	"	Valve	0	0	0	0	0	0
144	25-09-2025	102-F-002 FG Burner no.02 (I/V Gland)	144	"	Valve	0	0	0	0	0	0
145	25-09-2025	102-F-002 FG Burner no.02 line (Inlet flange)	145	"	Flange	0	0	0	0	0	0
146	25-09-2025	102-F-002 Pilot Burner no.02 line (Inlet flange)	146	"	Flange	0	0	0	0	0	0
147	25-09-2025	102-F-002 Pilot Burner no.02 (I/V Gland)	147	"	Valve	0	0	0	0	0	0
148	25-09-2025	102-F-002 FG Burner no.03 (Audco valve Gland)	148	"	Valve	0	0	0	0	0	0
149	25-09-2025	102-F-002 FG Burner no.03 (I/V Gland)	149	"	Valve	0	0	0	0	0	0
150	25-09-2025	102-F-002 FG Burner no.03 line (Inlet flange)	150	"	Flange	0	0	0	0	0	0
151	25-09-2025	102-F-002 Pilot Burner no.03 line (Inlet flange)	151	"	Flange	0	0	0	0	0	0
152	25-09-2025	102-F-002 Pilot Burner no.03 (I/V Gland)	152	"	Valve	0	0	0	0	0	0
153	25-09-2025	102-PM-02A Suction line (I/V Gland)	153	6 Inch	Valve	0	0	0	0	0	0
154	25-09-2025	102-PM-02A Suction line (I/V U/S Flange)	154	"	Flange	0	0	0	0	0	0
155	25-09-2025	102-PM-02A Suction line (I/V D/S Flange)	155	"	Flange	0	0	0	0	0	0
156	25-09-2025	102-PM-02A Suction line (I/V Flange/Bonnet)	156	"	Flange	0	0	0	0	0	0
157	25-09-2025	102-PM-02A Discharge line (I/V Gland)	157	4 Inch	Valve	0	0	0	0	0	0
158	25-09-2025	102-PM-02A Discharge line (I/V U/S Flange)	158	"	Flange	0	0	0	0	0	0

Sr.No.	Date	Location	Tag No.	Line Size	Component Type	Screening Value (PPM) before Repair	Emission Kg/Hr	Emission Kg/day	Screening Value (PPM) after Repair	Emission Kg/Hr	Emission Kg/day
--------	------	----------	---------	-----------	----------------	-------------------------------------	----------------	-----------------	------------------------------------	----------------	-----------------

159	25-09-2025	102-PM-02A Discharge line (I/V D/S Flange)	159	"	Flange	0	0	0	0	0	0
160	25-09-2025	102-PM-02A Discharge line (I/V Flange/Bonnet)	160	"	Flange	0	0	0	0	0	0
161	25-09-2025	102-PM-02A Discharge line (NRV Top Flange)	161	"	Flange	0	0	0	0	0	0
162	25-09-2025	102-PM-02A Discharge line (NRV U/S Flange)	162	"	Flange	0	0	0	0	0	0
163	25-09-2025	102-PM-02A Discharge line (NRV D/S Flange)	163	"	Flange	0	0	0	0	0	0
164	25-09-2025	102-PM-02A Discharge line drain (I/V Gland)	164	0.5 Inch	Valve	0	0	0	0	0	0
165	25-09-2025	102-PM-02A Discharge line drain (I/V Flange/Bonnet)	165	"	Flange	0	0	0	0	0	0
166	25-09-2025	102-PM-02A Discharge line drain (End Flange)	166	"	Flange	0	0	0	0	0	0
167	25-09-2025	102-PM-02A Suction line drain (I/V Gland)	167	"	Valve	0	0	0	0	0	0
168	25-09-2025	102-PM-02A Suction line drain (I/V Flange/Bonnet)	168	"	Flange	0	0	0	0	0	0
169	25-09-2025	102-PM-02A Suction line drain (End Flange)	169	"	Flange	0	0	0	0	0	0
170	25-09-2025	102-PM-010A Suction line (I/V Gland)	170	3 Inch	Valve	0	0	0	0	0	0
171	25-09-2025	102-PM-010A Suction line (I/V U/S Flange)	171	"	Flange	0	0	0	0	0	0
172	25-09-2025	102-PM-010A Suction line (I/V D/S Flange)	172	"	Flange	0	0	0	0	0	0
173	25-09-2025	102-PM-010A Suction line (I/V Flange/Bonnet)	173	"	Flange	0	0	0	0	0	0
174	25-09-2025	102-PM-010A Discharge line (I/V Gland)	174	2Inch	Valve	0	0	0	0	0	0
175	25-09-2025	102-PM-010A Discharge line (I/V U/S Flange)	175	"	Flange	0	0	0	0	0	0
176	25-09-2025	102-PM-010A Discharge line (I/V D/S Flange)	176	"	Flange	0	0	0	0	0	0
177	25-09-2025	102-PM-010A Discharge line (I/V Flange/Bonnet)	177	"	Flange	0	0	0	0	0	0
178	25-09-2025	102-PM-010A Discharge line (NRV Top Flange)	178	"	Flange	0	0	0	0	0	0
179	25-09-2025	102-PM-010A Discharge line (NRV U/S Flange)	179	"	Flange	0	0	0	0	0	0
180	25-09-2025	102-PM-010A Discharge line (NRV D/S Flange)	180	"	Flange	0	0	0	0	0	0
181	25-09-2025	102-PM-010B Suction line (I/V Gland)	181	3 Inch	Valve	0	0	0	0	0	0
182	25-09-2025	102-PM-010B Suction line (I/V U/S Flange)	182	"	Flange	0	0	0	0	0	0
183	25-09-2025	102-PM-010B Suction line (I/V D/S Flange)	183	"	Flange	0	0	0	0	0	0
184	25-09-2025	102-PM-010B Suction line (I/V Flange/Bonnet)	184	"	Flange	0	0	0	0	0	0
185	25-09-2025	102-PM-010B Discharge line (I/V Gland)	185	2Inch	Valve	0	0	0	0	0	0
186	25-09-2025	102-PM-010B Discharge line (I/V U/S Flange)	186	"	Flange	0	0	0	0	0	0
187	25-09-2025	102-PM-010B Discharge line (I/V D/S Flange)	187	"	Flange	0	0	0	0	0	0
188	25-09-2025	102-PM-010B Discharge line (I/V Flange/Bonnet)	188	"	Flange	0	0	0	0	0	0
189	25-09-2025	102-PM-010B Discharge line (NRV Top Flange)	189	"	Flange	0	0	0	0	0	0
190	25-09-2025	102-PM-010B Discharge line (NRV U/S Flange)	190	"	Flange	0	0	0	0	0	0
191	25-09-2025	102-PM-010B Discharge line (NRV D/S Flange)	191	"	Flange	0	0	0	0	0	0
192	25-09-2025	102-PM-05A Suction line (I/V Gland)	192	Insulation	Valve	0	0	0	0	0	0
193	25-09-2025	102-PM-05A Discharge line (I/V Gland)	193	"	Valve	0	0	0	0	0	0
194	25-09-2025	102-PM-05B Suction line (I/V Gland)	194	Insulation	Valve	0	0	0	0	0	0
195	25-09-2025	102-PM-05B Discharge line (I/V Gland)	195	"	Valve	0	0	0	0	0	0
196	25-09-2025	102-PM-011A Suction line (I/V Gland)	196	Insulation	Valve	0	0	0	0	0	0
197	25-09-2025	102-PM-011A Discharge line (I/V Gland)	197	"	Valve	0	0	0	0	0	0
198	25-09-2025	102-PM-011B Suction line (I/V Gland)	198	Insulation	Valve	0	0	0	0	0	0

Sr.No.	Date	Location	Tag No.	Line Size	Component Type	Screening Value (PPM) before Repair	Emission Kg/Hr	Emission Kg/day	Screening Value (PPM) after Repair	Emission Kg/Hr	Emission Kg/day
--------	------	----------	---------	-----------	----------------	-------------------------------------	----------------	-----------------	------------------------------------	----------------	-----------------

199	25-09-2025	102-PM-011B Discharge line (I/V Gland)	199	"	Valve	0	0	0	0	0	0
200	25-09-2025	102-PM-06A Suction line (I/V Gland)	200	Insulation	Valve	0	0	0	0	0	0
201	25-09-2025	102-PM-06A Discharge line (I/V Gland)	201	"	Valve	0	0	0	0	0	0
202	25-09-2025	102-PM-06B Suction line (I/V Gland)	202	Insulation	Valve	0	0	0	0	0	0
203	25-09-2025	102-PM-06B Discharge line (I/V Gland)	203	"	Valve	0	0	0	0	0	0
204	25-09-2025	102-PM-09A Suction line (I/V Gland)	204	Insulation	Valve	0	0	0	0	0	0
205	25-09-2025	102-PM-09A Discharge line (I/V Gland)	205	"	Valve	0	0	0	0	0	0
206	25-09-2025	102-PM-09B Suction line (I/V Gland)	206	Insulation	Valve	0	0	0	0	0	0
207	25-09-2025	102-PM-09B Discharge line (I/V Gland)	207	"	Valve	0	0	0	0	0	0
208	25-09-2025	102-FV-2501 (C/V Gland)	208	2 Inch	Valve	0	0	0	0	0	0
209	25-09-2025	102-FV-2501 (C/V U/S Flange)	209	"	Flange	0	0	0	0	0	0
210	25-09-2025	102-FV-2501 (C/V D/S Flange)	210	"	Flange	0	0	0	0	0	0
211	25-09-2025	102-FV-2501 (C/V Flange/Bonnet)	211	"	Flange	0	0	0	0	0	0
212	25-09-2025	102-FV-2501 U/S line (I/V Gland)	212	"	Valve	0	0	0	0	0	0
213	25-09-2025	102-FV-2501 U/S line (I/V U/S Flange)	213	"	Flange	0	0	0	0	0	0
214	25-09-2025	102-FV-2501 U/S line (I/V D/S Flange)	214	"	Flange	0	0	0	0	0	0
215	25-09-2025	102-FV-2501 U/S line (I/V Flange/Bonnet)	215	"	Flange	0	0	0	0	0	0
216	25-09-2025	102-FV-2501 D/S line (I/V Gland)	216	"	Valve	0	0	0	0	0	0
217	25-09-2025	102-FV-2501 D/S line (I/V U/S Flange)	217	"	Flange	0	0	0	0	0	0
218	25-09-2025	102-FV-2501 D/S line (I/V D/S Flange)	218	"	Flange	0	0	0	0	0	0
219	25-09-2025	102-FV-2501 D/S line (I/V Flange/Bonnet)	219	"	Flange	0	0	0	0	0	0
220	25-09-2025	102-FV-2501 Bypass line (I/V Gland)	220	1 Inch	Valve	0	0	0	0	0	0
221	25-09-2025	102-FV-2501 Bypass line (I/V U/S Flange)	221	"	Flange	0	0	0	0	0	0
222	25-09-2025	102-FV-2501 Bypass line (I/V D/S Flange)	222	"	Flange	0	0	0	0	0	0
223	25-09-2025	102-FV-2501 Bypass line (I/V Flange/Bonnet)	223	"	Flange	0	0	0	0	0	0
224	25-09-2025	102-FV-2501 Drain line (I/V Gland)	224	0.5 Inch	Valve	0	0	0	0	0	0
225	25-09-2025	102-FV-2501 Drain line (I/V Flange/Bonnet)	225	"	Flange	0	0	0	0	0	0
226	25-09-2025	102-FV-2501 Drain line (End Flange)	226	"	Flange	0	0	0	0	0	0
227	25-09-2025	102-FV-1001 (C/V Gland)	227	Insulation	Valve	0	0	0	0	0	0
228	25-09-2025	102-FV-1001 U/S line (I/V Gland)	228	"	Valve	0	0	0	0	0	0
229	25-09-2025	102-FV-1001 D/S line (I/V Gland)	229	"	Valve	0	0	0	0	0	0
230	25-09-2025	102-FV-1001 Drain line (I/V Gland)	230	0.5 Inch	Valve	0	0	0	0	0	0
231	25-09-2025	102-FV-1001 Drain line (I/V Flange/Bonnet)	231	"	Flange	0	0	0	0	0	0
232	25-09-2025	102-FV-1001 Drain line (End Flange)	232	"	Flange	0	0	0	0	0	0
233	25-09-2025	102-PSV-902A (PSV Top Flange)	233	2 Inch	Flange	0	0	0	0	0	0
234	25-09-2025	102-PSV-902A (PSV U/S Flange)	234	"	Flange	0	0	0	0	0	0
235	25-09-2025	102-PSV-902A (PSV D/S Flange)	235	"	Flange	0	0	0	0	0	0
236	25-09-2025	102-PSV-902A D/S line (I/V Gland)	236	4 Inch	Valve	0	0	0	0	0	0
237	25-09-2025	102-PSV-902A D/S line (I/V U/S Flange)	237	"	Flange	0	0	0	0	0	0
238	25-09-2025	102-PSV-902A D/S line (I/V D/S Flange)	238	"	Flange	0	0	0	0	0	0

Sr.No.	Date	Location	Tag No.	Line Size	Component Type	Screening Value (PPM) before Repair	Emission Kg/Hr	Emission Kg/day	Screening Value (PPM) after Repair	Emission Kg/Hr	Emission Kg/day
--------	------	----------	---------	-----------	----------------	-------------------------------------	----------------	-----------------	------------------------------------	----------------	-----------------

239	25-09-2025	102-PSV-902A D/S line (I/V Flange/Bonnet)	239	"	Flange	0	0	0	0	0	0
240	25-09-2025	102-PSV-902A D/S drain line (I/V Gland)	240	0.5 Inch	Valve	0	0	0	0	0	0
241	25-09-2025	102-PSV-902A D/S drain line (I/V Flange/Bonnet)	241	"	Flange	0	0	0	0	0	0
242	25-09-2025	102-PSV-902A D/S drain line (End Flange)	242	"	Flange	0	0	0	0	0	0
243	25-09-2025	102-PSV-902A Bypass line(North) (I/V Gland)	243	2 Inch	Valve	0	0	0	0	0	0
244	25-09-2025	102-PSV-902A Bypass line(North) (I/V U/S Flange)	244	"	Flange	0	0	0	0	0	0
245	25-09-2025	102-PSV-902A Bypass line(North) (I/V D/S Flange)	245	"	Flange	0	0	0	0	0	0
246	25-09-2025	102-PSV-902A Bypass line(North) (I/V Flange/Bonnet)	246	"	Flange	0	0	0	0	0	0
247	25-09-2025	102-PSV-902A Bypass line(South) (I/V Gland)	247	"	Valve	0	0	0	0	0	0
248	25-09-2025	102-PSV-902A Bypass drain line (I/V Gland)	248	0.5 Inch	Valve	0	0	0	0	0	0
249	25-09-2025	102-PSV-902A Bypass line (I/V Flange/Bonnet)	249	"	Flange	0	0	0	0	0	0
250	25-09-2025	102-PSV-902A Bypass drain line (End Flange)	250	"	Flange	0	0	0	0	0	0
251	25-09-2025	102-PSV-902B (PSV Top Flange)	251	2 Inch	Flange	0	0	0	0	0	0
252	25-09-2025	102-PSV-902B (PSV U/S Flange)	252	"	Flange	0	0	0	0	0	0
253	25-09-2025	102-PSV-902B (PSV D/S Flange)	253	"	Flange	0	0	0	0	0	0
254	25-09-2025	102-PSV-902B D/S line (I/V Gland)	254	4 Inch	Valve	0	0	0	0	0	0
255	25-09-2025	102-PSV-902B D/S line (I/V U/S Flange)	255	"	Flange	0	0	0	0	0	0
256	25-09-2025	102-PSV-902B D/S line (I/V D/S Flange)	256	"	Flange	0	0	0	0	0	0
257	25-09-2025	102-PSV-902B D/S line (I/V Flange/Bonnet)	257	"	Flange	0	0	0	0	0	0
258	25-09-2025	102-PSV-902B D/S drain line (I/V Gland)	258	0.5 Inch	Valve	0	0	0	0	0	0
259	25-09-2025	102-PSV-902B D/S drain line (I/V Flange/Bonnet)	259	"	Flange	0	0	0	0	0	0
260	25-09-2025	102-PSV-902B D/S drain line (End Flange)	260	"	Flange	0	0	0	0	0	0
261	25-09-2025	102-PSV-902B Bypass line(North) (I/V Gland)	261	2 Inch	Valve	0	0	0	0	0	0
262	25-09-2025	102-PSV-902B Bypass line(North) (I/V U/S Flange)	262	"	Flange	0	0	0	0	0	0
263	25-09-2025	102-PSV-902B Bypass line(North) (I/V D/S Flange)	263	"	Flange	0	0	0	0	0	0
264	25-09-2025	102-PSV-902B Bypass line(North) (I/V Flange/Bonnet)	264	"	Flange	0	0	0	0	0	0
265	25-09-2025	102-PSV-902B Bypass line(South) (I/V Gland)	265	"	Valve	0	0	0	0	0	0
266	25-09-2025	102-PSV-902B Bypass drain line (I/V Gland)	266	0.5 Inch	Valve	0	0	0	0	0	0
267	25-09-2025	102-PSV-902B Bypass line (I/V Flange/Bonnet)	267	"	Flange	0	0	0	0	0	0
268	25-09-2025	102-PSV-902B Bypass drain line (End Flange)	268	"	Flange	0	0	0	0	0	0
269	25-09-2025	102-PSV-402A (PSV Top Flange)	269	2 Inch	Flange	0	0	0	0	0	0
270	25-09-2025	102-PSV-402A (PSV U/S Flange)	270	"	Flange	0	0	0	0	0	0
271	25-09-2025	102-PSV-402A (PSV D/S Flange)	271	"	Flange	0	0	0	0	0	0
272	25-09-2025	102-PSV-402A D/S line (I/V Gland)	272	4 Inch	Valve	0	0	0	0	0	0
273	25-09-2025	102-PSV-402A D/S line (I/V U/S Flange)	273	"	Flange	0	0	0	0	0	0
274	25-09-2025	102-PSV-402A D/S line (I/V D/S Flange)	274	"	Flange	0	0	0	0	0	0
275	25-09-2025	102-PSV-402A D/S line (I/V Flange/Bonnet)	275	"	Flange	0	0	0	0	0	0
276	25-09-2025	102-PSV-402A D/S drain line (I/V Gland)	276	0.5 Inch	Valve	0	0	0	0	0	0
277	25-09-2025	102-PSV-402A D/S drain line (I/V Flange/Bonnet)	277	"	Flange	0	0	0	0	0	0
278	25-09-2025	102-PSV-402A D/S drain line (End Flange)	278	"	Flange	0	0	0	0	0	0

Sr.No.	Date	Location	Tag No.	Line Size	Component Type	Screening Value (PPM) before Repair	Emission Kg/Hr	Emission Kg/day	Screening Value (PPM) after Repair	Emission Kg/Hr	Emission Kg/day
--------	------	----------	---------	-----------	----------------	-------------------------------------	----------------	-----------------	------------------------------------	----------------	-----------------

279	25-09-2025	102-PSV-402A Bypass line(North) (I/V Gland)	279	2 Inch	Valve	0	0	0	0	0	0
280	25-09-2025	102-PSV-402A Bypass line(North) (I/V U/S Flange)	280	"	Flange	0	0	0	0	0	0
281	25-09-2025	102-PSV-402A Bypass line(North) (I/V D/S Flange)	281	"	Flange	0	0	0	0	0	0
282	25-09-2025	102-PSV-402A Bypass line(North) (I/V Flange/Bonnet)	282	"	Flange	0	0	0	0	0	0
283	25-09-2025	102-PSV-402A Bypass line(South) (I/V Gland)	283	"	Valve	0	0	0	0	0	0
284	25-09-2025	102-PSV-402A Bypass drain line (I/V Gland)	284	0.5 Inch	Valve	0	0	0	0	0	0
285	25-09-2025	102-PSV-402A Bypass line (I/V Flange/Bonnet)	285	"	Flange	0	0	0	0	0	0
286	25-09-2025	102-PSV-402A Bypass drain line (End Flange)	286	"	Flange	0	0	0	0	0	0
287	25-09-2025	102-PSV-402B (PSV Top Flange)	287	1.5 Inch	Flange	0	0	0	0	0	0
288	25-09-2025	102-PSV-402B (PSV U/S Flange)	288	"	Flange	0	0	0	0	0	0
289	25-09-2025	102-PSV-402B (PSV D/S Flange)	289	"	Flange	0	0	0	0	0	0
290	25-09-2025	102-PSV-402B D/S line (I/V Gland)	290	6 Inch	Valve	0	0	0	0	0	0
291	25-09-2025	102-PSV-402B D/S line (I/V U/S Flange)	291	"	Flange	0	0	0	0	0	0
292	25-09-2025	102-PSV-402B D/S line (I/V D/S Flange)	292	"	Flange	0	0	0	0	0	0
293	25-09-2025	102-PSV-402B D/S line (I/V Flange/Bonnet)	293	"	Flange	0	0	0	0	0	0
294	25-09-2025	102-PSV-402B D/S drain line (I/V Gland)	294	0.5 Inch	Valve	0	0	0	0	0	0
295	25-09-2025	102-PSV-402B D/S drain line (I/V Flange/Bonnet)	295	"	Flange	0	0	0	0	0	0
296	25-09-2025	102-PSV-402B D/S drain line (End Flange)	296	"	Flange	0	0	0	0	0	0
297	25-09-2025	102-PSV-402B Bypass line(North) (I/V Gland)	297	2 Inch	Valve	0	0	0	0	0	0
298	25-09-2025	102-PSV-402B Bypass line(North) (I/V U/S Flange)	298	"	Flange	0	0	0	0	0	0
299	25-09-2025	102-PSV-402B Bypass line(North) (I/V D/S Flange)	299	"	Flange	0	0	0	0	0	0
300	25-09-2025	102-PSV-402B Bypass line(North) (I/V Flange/Bonnet)	300	"	Flange	0	0	0	0	0	0
301	25-09-2025	102-PSV-402B Bypass line(South) (I/V Gland)	301	"	Valve	0	0	0	0	0	0
302	25-09-2025	102-PSV-402B Bypass drain line (I/V Gland)	302	0.5 Inch	Valve	0	0	0	0	0	0
303	25-09-2025	Near 102-PDV-4501 Fuel Gas From V-0021 line (I/V Gland)	303	Insulation	Valve	16	0.000052	0.001236733	16	0.000052	0.001236733
304	25-09-2025	Near FV-1709 P-004/005 Discharge To E-006A line 1st lower (I/V Gland)	304	"	Valve	0	0	0	0	0	0
305	25-09-2025	Near FV-1709 P-004/005 Discharge To E-006A line 2nd /upper (I/V Gland)	305	"	Valve	12.3	0.000044	0.0010446	12.3	0.000044	0.0010446
306	25-09-2025	Near PSV-1703 To Flare line 1st (I/V Gland)	306	3 Inch	Valve	0	0	0	0	0	0
307	25-09-2025	Near PSV-1703 To Flare line 1st (I/V U/S Flange)	307	"	Flange	0	0	0	0	0	0
308	25-09-2025	Near PSV-1703 To Flare line 1st (I/V D/S Flange)	308	"	Flange	0	0	0	0	0	0
309	25-09-2025	Near PSV-1703 To Flare line 1st (I/V Flange/Bonnet)	309	"	Flange	0	0	0	0	0	0
310	25-09-2025	Near PSV-1703 To Flare line 2nd (I/V Gland)	310	"	Valve	0	0	0	0	0	0
311	25-09-2025	Near PSV-1703 To Flare line 2nd (I/V U/S Flange)	311	"	Flange	0	0	0	0	0	0
312	25-09-2025	Near PSV-1703 To Flare line 2nd (I/V D/S Flange)	312	"	Flange	0	0	0	0	0	0
313	25-09-2025	Near PSV-1703 To Flare line 2nd (I/V Flange/Bonnet)	313	"	Flange	0	0	0	0	0	0
314	25-09-2025	102-PV-1701 (C/V Gland)	314	Insulation	Valve	0	0	0	0	0	0
315	25-09-2025	102-PV-1701 U/S line (I/V Gland)	315	"	Valve	0	0	0	0	0	0
316	25-09-2025	102-PV-1701 D/S line (I/V Gland)	316	"	Valve	7.5	0.000032	0.000760362	7.5	0.000032	0.000760362
317	25-09-2025	102-PSV-0101A (PSV Top Flange)	317	3 Inch	Flange	0	0	0	0	0	0
318	25-09-2025	102-PSV-101A (PSV U/S Flange)	318	"	Flange	0	0	0	0	0	0

Sr.No.	Date	Location	Tag No.	Line Size	Component Type	Screening Value (PPM) before Repair	Emission Kg/Hr	Emission Kg/day	Screening Value (PPM) after Repair	Emission Kg/Hr	Emission Kg/day
--------	------	----------	---------	-----------	----------------	-------------------------------------	----------------	-----------------	------------------------------------	----------------	-----------------

319	25-09-2025	102-PSV-101A (PSV D/S Flange)	319	"	Flange	0	0	0	0	0	0
320	25-09-2025	102-PSV-0101A U/S line (I/V Gland)	320	4 Inch	Valve	0	0	0	0	0	0
321	25-09-2025	102-PSV-0101A U/S line (I/V U/S Flange)	321	"	Flange	0	0	0	0	0	0
322	25-09-2025	102-PSV-0101A U/S line (I/V D/S Flange)	322	"	Flange	0	0	0	0	0	0
323	25-09-2025	102-PSV-0101A U/S line (I/V Flange/Bonnet)	323	"	Flange	0	0	0	0	0	0
324	25-09-2025	102-PSV-0101A D/S line (I/V Gland)	324	"	Valve	0	0	0	0	0	0
325	25-09-2025	102-PSV-0101A D/S line (I/V U/S Flange)	325	"	Flange	0	0	0	0	0	0
326	25-09-2025	102-PSV-0101A D/S line (I/V D/S Flange)	326	"	Flange	0	0	0	0	0	0
327	25-09-2025	102-PSV-0101A D/S line (I/V Flange/Bonnet)	327	"	Flange	0	0	0	0	0	0
328	25-09-2025	102-PSV-0101A Bypass line 1st (I/V Gland)	328	2 Inch	Valve	0	0	0	0	0	0
329	25-09-2025	102-PSV-0101A Bypass line 1st (I/V U/S Flange)	329	"	Flange	0	0	0	0	0	0
330	25-09-2025	102-PSV-0101A Bypass line 1st (I/V D/S Flange)	330	"	Flange	0	0	0	0	0	0
331	25-09-2025	102-PSV-0101A Bypass line 1st (I/V Flange/Bonnet)	331	"	Flange	0	0	0	0	0	0
332	25-09-2025	102-PSV-0101A Bypass line 2nd (I/V Gland)	332	"	Valve	0	0	0	0	0	0
333	25-09-2025	102-PSV-0101A Bypass line 2nd (I/V U/S Flange)	333	"	Flange	0	0	0	0	0	0
334	25-09-2025	102-PSV-0101A Bypass line 2nd (I/V D/S Flange)	334	"	Flange	0	0	0	0	0	0
335	25-09-2025	102-PSV-0101A Bypass line 2nd (I/V Flange/Bonnet)	335	"	Flange	0	0	0	0	0	0
336	25-09-2025	102-PSV-0101A Bypass line drain (I/V Gland)	336	0.5 Inch	Valve	0	0	0	0	0	0
337	25-09-2025	102-PSV-0101A Bypass line drain (I/V Flange/Bonnet)	337	"	Flange	0	0	0	0	0	0
338	25-09-2025	102-PSV-0101A Bypass line drain (End Flange)	338	"	Flange	0	0	0	0	0	0
339	25-09-2025	102-PSV-0101B (PSV Top Flange)	339	3 Inch	Flange	0	0	0	0	0	0
340	25-09-2025	102-PSV-101B (PSV U/S Flange)	340	"	Flange	0	0	0	0	0	0
341	25-09-2025	102-PSV-101B (PSV D/S Flange)	341	"	Flange	0	0	0	0	0	0
342	25-09-2025	102-PSV-0101B U/S line (I/V Gland)	342	4 Inch	Valve	0	0	0	0	0	0
343	25-09-2025	102-PSV-0101B U/S line (I/V U/S Flange)	343	"	Flange	0	0	0	0	0	0
344	25-09-2025	102-PSV-0101B U/S line (I/V D/S Flange)	344	"	Flange	0	0	0	0	0	0
345	25-09-2025	102-PSV-0101B U/S line (I/V Flange/Bonnet)	345	"	Flange	0	0	0	0	0	0
346	25-09-2025	102-PSV-0101B D/S line (I/V Gland)	346	"	Valve	0	0	0	0	0	0
347	25-09-2025	102-PSV-0101B D/S line (I/V U/S Flange)	347	"	Flange	0	0	0	0	0	0
348	25-09-2025	102-PSV-0101B D/S line (I/V D/S Flange)	348	"	Flange	0	0	0	0	0	0
349	25-09-2025	102-PSV-0101B D/S line (I/V Flange/Bonnet)	349	"	Flange	0	0	0	0	0	0
350	25-09-2025	102-PSV-0101B Bypass line 1st (I/V Gland)	350	2 Inch	Valve	0	0	0	0	0	0
351	25-09-2025	102-PSV-0101B Bypass line 1st (I/V U/S Flange)	351	"	Flange	0	0	0	0	0	0
352	25-09-2025	102-PSV-0101B Bypass line 1st (I/V D/S Flange)	352	"	Flange	0	0	0	0	0	0
353	25-09-2025	102-PSV-0101B Bypass line 1st (I/V Flange/Bonnet)	353	"	Flange	0	0	0	0	0	0
354	25-09-2025	102-PSV-0101B Bypass line 2nd (I/V Gland)	354	"	Valve	0	0	0	0	0	0
355	25-09-2025	102-PSV-0101B Bypass line 2nd (I/V U/S Flange)	355	"	Flange	0	0	0	0	0	0
356	25-09-2025	102-PSV-0101B Bypass line 2nd (I/V D/S Flange)	356	"	Flange	0	0	0	0	0	0
357	25-09-2025	102-PSV-0101B Bypass line 2nd (I/V Flange/Bonnet)	357	"	Flange	0	0	0	0	0	0
358	25-09-2025	102-PSV-0101B Bypass line drain (I/V Gland)	358	0.5 Inch	Valve	0	0	0	0	0	0

Sr.No.	Date	Location	Tag No.	Line Size	Component Type	Screening Value (PPM) before Repair	Emission Kg/Hr	Emission Kg/day	Screening Value (PPM) after Repair	Emission Kg/Hr	Emission Kg/day
--------	------	----------	---------	-----------	----------------	-------------------------------------	----------------	-----------------	------------------------------------	----------------	-----------------

359	25-09-2025	102-PSV-0101B Bypass line drain (I/V Flange/Bonnet)	359	"	Flange	0	0	0	0	0	0
360	25-09-2025	102-PSV-0101B Bypass line drain (End Flange)	360	"	Flange	0	0	0	0	0	0
361	26-09-2025	102-PSV-0901A (PSV Top Flange)	361	3 Inch	Flange	0	0	0	0	0	0
362	26-09-2025	102-PSV-901A (PSV U/S Flange)	362	"	Flange	0	0	0	0	0	0
363	26-09-2025	102-PSV-901A (PSV D/S Flange)	363	"	Flange	0	0	0	0	0	0
364	26-09-2025	102-PSV-0901A U/S line (I/V Gland)	364	4 Inch	Valve	0	0	0	0	0	0
365	26-09-2025	102-PSV-0901A U/S line (I/V U/S Flange)	365	"	Flange	0	0	0	0	0	0
366	26-09-2025	102-PSV-0901A U/S line (I/V D/S Flange)	366	"	Flange	0	0	0	0	0	0
367	26-09-2025	102-PSV-0901A U/S line (I/V Flange/Bonnet)	367	"	Flange	0	0	0	0	0	0
368	26-09-2025	102-PSV-0901A D/S line (I/V Gland)	368	"	Valve	0	0	0	0	0	0
369	26-09-2025	102-PSV-0901A D/S line (I/V U/S Flange)	369	"	Flange	0	0	0	0	0	0
370	26-09-2025	102-PSV-0901A D/S line (I/V D/S Flange)	370	"	Flange	0	0	0	0	0	0
371	26-09-2025	102-PSV-0901A D/S line (I/V Flange/Bonnet)	371	"	Flange	0	0	0	0	0	0
372	26-09-2025	102-PSV-0901A Bypass line 1st (I/V Gland)	372	2 Inch	Valve	0	0	0	0	0	0
373	26-09-2025	102-PSV-0901A Bypass line 1st (I/V U/S Flange)	373	"	Flange	0	0	0	0	0	0
374	26-09-2025	102-PSV-0901A Bypass line 1st (I/V D/S Flange)	374	"	Flange	0	0	0	0	0	0
375	26-09-2025	102-PSV-0901A Bypass line 1st (I/V Flange/Bonnet)	375	"	Flange	0	0	0	0	0	0
376	26-09-2025	102-PSV-0901A Bypass line 2nd (I/V Gland)	376	"	Valve	0	0	0	0	0	0
377	26-09-2025	102-PSV-0901A Bypass line 2nd (I/V U/S Flange)	377	"	Flange	0	0	0	0	0	0
378	26-09-2025	102-PSV-0901A Bypass line 2nd (I/V D/S Flange)	378	"	Flange	0	0	0	0	0	0
379	26-09-2025	102-PSV-0901A Bypass line 2nd (I/V Flange/Bonnet)	379	"	Flange	0	0	0	0	0	0
380	26-09-2025	102-PSV-0901A Bypass line drain (I/V Gland)	380	0.5 Inch	Valve	0	0	0	0	0	0
381	26-09-2025	102-PSV-0901A Bypass line drain (I/V Flange/Bonnet)	381	"	Flange	0	0	0	0	0	0
382	26-09-2025	102-PSV-0901A Bypass line drain (End Flange)	382	"	Flange	0	0	0	0	0	0
383	26-09-2025	102-PSV-0901B (PSV Top Flange)	383	3 Inch	Flange	0	0	0	0	0	0
384	26-09-2025	102-PSV-901B (PSV U/S Flange)	384	"	Flange	0	0	0	0	0	0
385	26-09-2025	102-PSV-901B (PSV D/S Flange)	385	"	Flange	0	0	0	0	0	0
386	26-09-2025	102-PSV-0901B U/S line (I/V Gland)	386	4 Inch	Valve	0	0	0	0	0	0
387	26-09-2025	102-PSV-0901B U/S line (I/V U/S Flange)	387	"	Flange	0	0	0	0	0	0
388	26-09-2025	102-PSV-0901B U/S line (I/V D/S Flange)	388	"	Flange	0	0	0	0	0	0
389	26-09-2025	102-PSV-0901B U/S line (I/V Flange/Bonnet)	389	"	Flange	0	0	0	0	0	0
390	26-09-2025	102-PSV-0901B D/S line (I/V Gland)	390	"	Valve	0	0	0	0	0	0
391	26-09-2025	102-PSV-0901B D/S line (I/V U/S Flange)	391	"	Flange	0	0	0	0	0	0
392	26-09-2025	102-PSV-0901B D/S line (I/V D/S Flange)	392	"	Flange	0	0	0	0	0	0
393	26-09-2025	102-PSV-0901B D/S line (I/V Flange/Bonnet)	393	"	Flange	0	0	0	0	0	0
394	26-09-2025	102-PSV-0901B Bypass line 1st (I/V Gland)	394	2 Inch	Valve	0	0	0	0	0	0
395	26-09-2025	102-PSV-0901B Bypass line 1st (I/V U/S Flange)	395	"	Flange	0	0	0	0	0	0
396	26-09-2025	102-PSV-0901B Bypass line 1st (I/V D/S Flange)	396	"	Flange	0	0	0	0	0	0
397	26-09-2025	102-PSV-0901B Bypass line 1st (I/V Flange/Bonnet)	397	"	Flange	0	0	0	0	0	0
398	26-09-2025	102-PSV-0901B Bypass line 2nd (I/V Gland)	398	"	Valve	0	0	0	0	0	0

Sr.No.	Date	Location	Tag No.	Line Size	Component Type	Screening Value (PPM) before Repair	Emission Kg/Hr	Emission Kg/day	Screening Value (PPM) after Repair	Emission Kg/Hr	Emission Kg/day
--------	------	----------	---------	-----------	----------------	-------------------------------------	----------------	-----------------	------------------------------------	----------------	-----------------

399	26-09-2025	102-PSV-0901B Bypass line 2nd (I/V U/S Flange)	399	"	Flange	0	0	0	0	0	0
400	26-09-2025	102-PSV-0901B Bypass line 2nd (I/V D/S Flange)	400	"	Flange	0	0	0	0	0	0
401	26-09-2025	102-PSV-0901B Bypass line 2nd (I/V Flange/Bonnet)	401	"	Flange	0	0	0	0	0	0
402	26-09-2025	102-PSV-0901B Bypass line drain (I/V Gland)	402	0.5 Inch	Valve	0	0	0	0	0	0
403	26-09-2025	102-PSV-0901B Bypass line drain (I/V Flange/Bonnet)	403	"	Flange	0	0	0	0	0	0
404	26-09-2025	102-PSV-0901B Bypass line drain (End Flange)	404	"	Flange	0	0	0	0	0	0
405	26-09-2025	102-PSV-0403 (PSV Top Flange)	405	3 Inch	Flange	0	0	0	0	0	0
406	26-09-2025	102-PSV-0403 (PSV U/S Flange)	406	"	Flange	0	0	0	0	0	0
407	26-09-2025	102-PSV-0403 (PSV D/S Flange)	407	"	Flange	0	0	0	0	0	0
408	26-09-2025	102-PSV-0403 U/S line (I/V Gland)	408	4 Inch	Valve	0	0	0	0	0	0
409	26-09-2025	102-PSV-0403 U/S line (I/V U/S Flange)	409	"	Flange	0	0	0	0	0	0
410	26-09-2025	102-PSV-0403 U/S line (I/V D/S Flange)	410	"	Flange	0	0	0	0	0	0
411	26-09-2025	102-PSV-0403 U/S line (I/V Flange/Bonnet)	411	"	Flange	0	0	0	0	0	0
412	26-09-2025	102-PSV-0403 D/S line (I/V Gland)	412	"	Valve	0	0	0	0	0	0
413	26-09-2025	102-PSV-0403 D/S line (I/V U/S Flange)	413	"	Flange	0	0	0	0	0	0
414	26-09-2025	102-PSV-0403 D/S line (I/V D/S Flange)	414	"	Flange	0	0	0	0	0	0
415	26-09-2025	102-PSV-0403 D/S line (I/V Flange/Bonnet)	415	"	Flange	0	0	0	0	0	0
416	26-09-2025	102-PSV-0403 Bypass line 1st (I/V Gland)	416	2 Inch	Valve	0	0	0	0	0	0
417	26-09-2025	102-PSV-0403 Bypass line 1st (I/V U/S Flange)	417	"	Flange	0	0	0	0	0	0
418	26-09-2025	102-PSV-0403 Bypass line 1st (I/V D/S Flange)	418	"	Flange	0	0	0	0	0	0
419	26-09-2025	102-PSV-0403 Bypass line 1st (I/V Flange/Bonnet)	419	"	Flange	0	0	0	0	0	0
420	26-09-2025	102-PSV-0403 Bypass line 2nd (I/V Gland)	420	"	Valve	0	0	0	0	0	0
421	26-09-2025	102-PSV-0403 Bypass line 2nd (I/V U/S Flange)	421	"	Flange	0	0	0	0	0	0
422	26-09-2025	102-PSV-0403 Bypass line 2nd (I/V D/S Flange)	422	"	Flange	0	0	0	0	0	0
423	26-09-2025	102-PSV-0403 Bypass line 2nd (I/V Flange/Bonnet)	423	"	Flange	0	0	0	0	0	0
424	26-09-2025	102-PSV-0403 Bypass line drain (I/V Gland)	424	0.5 Inch	Valve	0	0	0	0	0	0
425	26-09-2025	102-PSV-0403 Bypass line drain (I/V Flange/Bonnet)	425	"	Flange	0	0	0	0	0	0
426	26-09-2025	102-PSV-0403 Bypass line drain (End Flange)	426	"	Flange	0	0	0	0	0	0
427	26-09-2025	102-PSV-1801A (PSV Top Flange)	427	3 Inch	Flange	0	0	0	0	0	0
428	26-09-2025	102-PSV-1801A (PSV U/S Flange)	428	"	Flange	0	0	0	0	0	0
429	26-09-2025	102-PSV-1801A (PSV D/S Flange)	429	"	Flange	0	0	0	0	0	0
430	26-09-2025	102-PSV-1801A U/S line (I/V Gland)	430	4 Inch	Valve	0	0	0	0	0	0
431	26-09-2025	102-PSV-1801A U/S line (I/V U/S Flange)	431	"	Flange	0	0	0	0	0	0
432	26-09-2025	102-PSV-1801A U/S line (I/V D/S Flange)	432	"	Flange	0	0	0	0	0	0
433	26-09-2025	102-PSV-1801A U/S line (I/V Flange/Bonnet)	433	"	Flange	0	0	0	0	0	0
434	26-09-2025	102-PSV-1801A D/S line (I/V Gland)	434	"	Valve	0	0	0	0	0	0
435	26-09-2025	102-PSV-1801A D/S line (I/V U/S Flange)	435	"	Flange	0	0	0	0	0	0
436	26-09-2025	102-PSV-1801A D/S line (I/V D/S Flange)	436	"	Flange	0	0	0	0	0	0
437	26-09-2025	102-PSV-1801A D/S line (I/V Flange/Bonnet)	437	"	Flange	0	0	0	0	0	0
438	26-09-2025	102-PSV-1801A Bypass line 1st (I/V Gland)	438	2 Inch	Valve	0	0	0	0	0	0

Sr.No.	Date	Location	Tag No.	Line Size	Component Type	Screening Value (PPM) before Repair	Emission Kg/Hr	Emission Kg/day	Screening Value (PPM) after Repair	Emission Kg/Hr	Emission Kg/day
--------	------	----------	---------	-----------	----------------	-------------------------------------	----------------	-----------------	------------------------------------	----------------	-----------------

439	26-09-2025	102-PSV-1801A Bypass line 1st (I/V U/S Flange)	439	"	Flange	0	0	0	0	0	0
440	26-09-2025	102-PSV-1801A Bypass line 1st (I/V D/S Flange)	440	"	Flange	0	0	0	0	0	0
441	26-09-2025	102-PSV-1801A Bypass line 1st (I/V Flange/Bonnet)	441	"	Flange	0	0	0	0	0	0
442	26-09-2025	102-PSV-1801A Bypass line 2nd (I/V Gland)	442	"	Valve	0	0	0	0	0	0
443	26-09-2025	102-PSV-1801A Bypass line 2nd (I/V U/S Flange)	443	"	Flange	0	0	0	0	0	0
444	26-09-2025	102-PSV-1801A Bypass line 2nd (I/V D/S Flange)	444	"	Flange	0	0	0	0	0	0
445	26-09-2025	102-PSV-1801A Bypass line 2nd (I/V Flange/Bonnet)	445	"	Flange	0	0	0	0	0	0
446	26-09-2025	102-PSV-1801A Bypass line drain (I/V Gland)	446	0.5 Inch	Valve	0	0	0	0	0	0
447	26-09-2025	102-PSV-1801A Bypass line drain (I/V Flange/Bonnet)	447	"	Flange	0	0	0	0	0	0
448	26-09-2025	102-PSV-1801A Bypass line drain (End Flange)	448	"	Flange	0	0	0	0	0	0
449	26-09-2025	102-PSV-1801B (PSV Top Flange)	449	3 Inch	Flange	0	0	0	0	0	0
450	26-09-2025	102-PSV-1801B (PSV U/S Flange)	450	"	Flange	0	0	0	0	0	0
451	26-09-2025	102-PSV-1801B (PSV D/S Flange)	451	"	Flange	0	0	0	0	0	0
452	26-09-2025	102-PSV-1801B U/S line (I/V Gland)	452	4 Inch	Valve	0	0	0	0	0	0
453	26-09-2025	102-PSV-1801B U/S line (I/V U/S Flange)	453	"	Flange	0	0	0	0	0	0
454	26-09-2025	102-PSV-1801B U/S line (I/V D/S Flange)	454	"	Flange	0	0	0	0	0	0
455	26-09-2025	102-PSV-1801B U/S line (I/V Flange/Bonnet)	455	"	Flange	0	0	0	0	0	0
456	26-09-2025	102-PSV-1801B D/S line (I/V Gland)	456	"	Valve	0	0	0	0	0	0
457	26-09-2025	102-PSV-1801B D/S line (I/V U/S Flange)	457	"	Flange	0	0	0	0	0	0
458	26-09-2025	102-PSV-1801B D/S line (I/V D/S Flange)	458	"	Flange	0	0	0	0	0	0
459	26-09-2025	102-PSV-1801B D/S line (I/V Flange/Bonnet)	459	"	Flange	0	0	0	0	0	0
460	26-09-2025	102-PSV-1801B Bypass line 1st (I/V Gland)	460	2 Inch	Valve	0	0	0	0	0	0
461	26-09-2025	102-PSV-1801B Bypass line 1st (I/V U/S Flange)	461	"	Flange	0	0	0	0	0	0
462	26-09-2025	102-PSV-1801B Bypass line 1st (I/V D/S Flange)	462	"	Flange	0	0	0	0	0	0
463	26-09-2025	102-PSV-1801B Bypass line 1st (I/V Flange/Bonnet)	463	"	Flange	0	0	0	0	0	0
464	26-09-2025	102-PSV-1801B Bypass line 2nd (I/V Gland)	464	"	Valve	0	0	0	0	0	0
465	26-09-2025	102-PSV-1801B Bypass line 2nd (I/V U/S Flange)	465	"	Flange	0	0	0	0	0	0
466	26-09-2025	102-PSV-1801B Bypass line 2nd (I/V D/S Flange)	466	"	Flange	0	0	0	0	0	0
467	26-09-2025	102-PSV-1801B Bypass line 2nd (I/V Flange/Bonnet)	467	"	Flange	0	0	0	0	0	0
468	26-09-2025	102-PSV-1801B Bypass line drain (I/V Gland)	468	0.5 Inch	Valve	0	0	0	0	0	0
469	26-09-2025	102-PSV-1801B Bypass line drain (I/V Flange/Bonnet)	469	"	Flange	0	0	0	0	0	0
470	26-09-2025	102-PSV-1801B Bypass line drain (End Flange)	470	"	Flange	0	0	0	0	0	0
471	26-09-2025	102-PSV-1201A (PSV Top Flange)	471	3 Inch	Flange	0	0	0	0	0	0
472	26-09-2025	102-PSV-1201A (PSV U/S Flange)	472	"	Flange	0	0	0	0	0	0
473	26-09-2025	102-PSV-1201A (PSV D/S Flange)	473	"	Flange	0	0	0	0	0	0
474	26-09-2025	102-PSV-1201A U/S line (I/V Gland)	474	4 Inch	Valve	0	0	0	0	0	0
475	26-09-2025	102-PSV-1201A U/S line (I/V U/S Flange)	475	"	Flange	0	0	0	0	0	0
476	26-09-2025	102-PSV-1201A U/S line (I/V D/S Flange)	476	"	Flange	0	0	0	0	0	0
477	26-09-2025	102-PSV-1201A U/S line (I/V Flange/Bonnet)	477	"	Flange	0	0	0	0	0	0
478	26-09-2025	102-PSV-1201A D/S line (I/V Gland)	478	"	Valve	0	0	0	0	0	0

Sr.No.	Date	Location	Tag No.	Line Size	Component Type	Screening Value (PPM) before Repair	Emission Kg/Hr	Emission Kg/day	Screening Value (PPM) after Repair	Emission Kg/Hr	Emission Kg/day
--------	------	----------	---------	-----------	----------------	-------------------------------------	----------------	-----------------	------------------------------------	----------------	-----------------

479	26-09-2025	102-PSV-1201A D/S line (I/V U/S Flange)	479	"	Flange	0	0	0	0	0	0
480	26-09-2025	102-PSV-1201A D/S line (I/V D/S Flange)	480	"	Flange	0	0	0	0	0	0
481	26-09-2025	102-PSV-1201A D/S line (I/V Flange/Bonnet)	481	"	Flange	0	0	0	0	0	0
482	26-09-2025	102-PSV-1201A Bypass line 1st (I/V Gland)	482	2 Inch	Valve	0	0	0	0	0	0
483	26-09-2025	102-PSV-1201A Bypass line 1st (I/V U/S Flange)	483	"	Flange	0	0	0	0	0	0
484	26-09-2025	102-PSV-1201A Bypass line 1st (I/V D/S Flange)	484	"	Flange	0	0	0	0	0	0
485	26-09-2025	102-PSV-1201A Bypass line 1st (I/V Flange/Bonnet)	485	"	Flange	0	0	0	0	0	0
486	26-09-2025	102-PSV-1201A Bypass line 2nd (I/V Gland)	486	"	Valve	0	0	0	0	0	0
487	26-09-2025	102-PSV-1201A Bypass line 2nd (I/V U/S Flange)	487	"	Flange	0	0	0	0	0	0
488	26-09-2025	102-PSV-1201A Bypass line 2nd (I/V D/S Flange)	488	"	Flange	0	0	0	0	0	0
489	26-09-2025	102-PSV-1201A Bypass line 2nd (I/V Flange/Bonnet)	489	"	Flange	0	0	0	0	0	0
490	26-09-2025	102-PSV-1201A Bypass line drain (I/V Gland)	490	0.5 Inch	Valve	0	0	0	0	0	0
491	26-09-2025	102-PSV-1201A Bypass line drain (I/V Flange/Bonnet)	491	"	Flange	0	0	0	0	0	0
492	26-09-2025	102-PSV-1201A Bypass line drain (End Flange)	492	"	Flange	0	0	0	0	0	0
493	26-09-2025	102-PSV-1201B (PSV Top Flange)	493	3 Inch	Flange	0	0	0	0	0	0
494	26-09-2025	102-PSV-1201B (PSV U/S Flange)	494	"	Flange	0	0	0	0	0	0
495	26-09-2025	102-PSV-1201B (PSV D/S Flange)	495	"	Flange	0	0	0	0	0	0
496	26-09-2025	102-PSV-1201B U/S line (I/V Gland)	496	4 Inch	Valve	0	0	0	0	0	0
497	26-09-2025	102-PSV-1201B U/S line (I/V U/S Flange)	497	"	Flange	0	0	0	0	0	0
498	26-09-2025	102-PSV-1201B U/S line (I/V D/S Flange)	498	"	Flange	0	0	0	0	0	0
499	26-09-2025	102-PSV-1201B U/S line (I/V Flange/Bonnet)	499	"	Flange	0	0	0	0	0	0
500	26-09-2025	102-PSV-1201B D/S line (I/V Gland)	500	"	Valve	0	0	0	0	0	0
501	26-09-2025	102-PSV-1201B D/S line (I/V U/S Flange)	501	"	Flange	0	0	0	0	0	0
502	26-09-2025	102-PSV-1201B D/S line (I/V D/S Flange)	502	"	Flange	0	0	0	0	0	0
503	26-09-2025	102-PSV-1201B D/S line (I/V Flange/Bonnet)	503	"	Flange	0	0	0	0	0	0
504	26-09-2025	102-PSV-1201B Bypass line 1st (I/V Gland)	504	2 Inch	Valve	0	0	0	0	0	0
505	26-09-2025	102-PSV-1201B Bypass line 1st (I/V U/S Flange)	505	"	Flange	0	0	0	0	0	0
506	26-09-2025	102-PSV-1201B Bypass line 1st (I/V D/S Flange)	506	"	Flange	0	0	0	0	0	0
507	26-09-2025	102-PSV-1201B Bypass line 1st (I/V Flange/Bonnet)	507	"	Flange	0	0	0	0	0	0
508	26-09-2025	102-PSV-1201B Bypass line 2nd (I/V Gland)	508	"	Valve	0	0	0	0	0	0
509	26-09-2025	102-PSV-1201B Bypass line 2nd (I/V U/S Flange)	509	"	Flange	0	0	0	0	0	0
510	26-09-2025	102-PSV-1201B Bypass line 2nd (I/V D/S Flange)	510	"	Flange	0	0	0	0	0	0
511	26-09-2025	102-PSV-1201B Bypass line 2nd (I/V Flange/Bonnet)	511	"	Flange	0	0	0	0	0	0
512	26-09-2025	102-PSV-1201B Bypass line drain (I/V Gland)	512	0.5 Inch	Valve	0	0	0	0	0	0
513	26-09-2025	102-PSV-1201B Bypass line drain (I/V Flange/Bonnet)	513	"	Flange	0	0	0	0	0	0
514	26-09-2025	102-PSV-1201B Bypass line drain (End Flange)	514	"	Flange	0	0	0	0	0	0
515	26-09-2025	102-PSV-2101A (PSV Top Flange)	515	3 Inch	Flange	0	0	0	0	0	0
516	26-09-2025	102-PSV-2101A (PSV U/S Flange)	516	"	Flange	0	0	0	0	0	0
517	26-09-2025	102-PSV-2101A (PSV D/S Flange)	517	"	Flange	0	0	0	0	0	0
518	26-09-2025	102-PSV-2101A U/S line (I/V Gland)	518	4 Inch	Valve	0	0	0	0	0	0

Sr.No.	Date	Location	Tag No.	Line Size	Component Type	Screening Value (PPM) before Repair	Emission Kg/Hr	Emission Kg/day	Screening Value (PPM) after Repair	Emission Kg/Hr	Emission Kg/day
--------	------	----------	---------	-----------	----------------	-------------------------------------	----------------	-----------------	------------------------------------	----------------	-----------------

519	26-09-2025	102-PSV-2101A U/S line (I/V U/S Flange)	519	"	Flange	0	0	0	0	0	0
520	26-09-2025	102-PSV-2101A U/S line (I/V D/S Flange)	520	"	Flange	0	0	0	0	0	0
521	26-09-2025	102-PSV-2101A U/S line (I/V Flange/Bonnet)	521	"	Flange	0	0	0	0	0	0
522	26-09-2025	102-PSV-2101A D/S line (I/V Gland)	522	"	Valve	0	0	0	0	0	0
523	26-09-2025	102-PSV-2101A D/S line (I/V U/S Flange)	523	"	Flange	0	0	0	0	0	0
524	26-09-2025	102-PSV-2101A D/S line (I/V D/S Flange)	524	"	Flange	0	0	0	0	0	0
525	26-09-2025	102-PSV-2101A D/S line (I/V Flange/Bonnet)	525	"	Flange	0	0	0	0	0	0
526	26-09-2025	102-PSV-2101A Bypass line 1st (I/V Gland)	526	2 Inch	Valve	0	0	0	0	0	0
527	26-09-2025	102-PSV-2101A Bypass line 1st (I/V U/S Flange)	527	"	Flange	0	0	0	0	0	0
528	26-09-2025	102-PSV-2101A Bypass line 1st (I/V D/S Flange)	528	"	Flange	0	0	0	0	0	0
529	26-09-2025	102-PSV-2101A Bypass line 1st (I/V Flange/Bonnet)	529	"	Flange	0	0	0	0	0	0
530	26-09-2025	102-PSV-2101A Bypass line 2nd (I/V Gland)	530	"	Valve	0	0	0	0	0	0
531	26-09-2025	102-PSV-2101A Bypass line 2nd (I/V U/S Flange)	531	"	Flange	0	0	0	0	0	0
532	26-09-2025	102-PSV-2101A Bypass line 2nd (I/V D/S Flange)	532	"	Flange	0	0	0	0	0	0
533	26-09-2025	102-PSV-2101A Bypass line 2nd (I/V Flange/Bonnet)	533	"	Flange	0	0	0	0	0	0
534	26-09-2025	102-PSV-2101A Bypass line drain (I/V Gland)	534	0.5 Inch	Valve	0	0	0	0	0	0
535	26-09-2025	102-PSV-2101A Bypass line drain (I/V Flange/Bonnet)	535	"	Flange	0	0	0	0	0	0
536	26-09-2025	102-PSV-2101A Bypass line drain (End Flange)	536	"	Flange	0	0	0	0	0	0
537	26-09-2025	102-PSV-2101B (PSV Top Flange)	537	3 Inch	Flange	0	0	0	0	0	0
538	26-09-2025	102-PSV-2101B (PSV U/S Flange)	538	"	Flange	0	0	0	0	0	0
539	26-09-2025	102-PSV-2101B (PSV D/S Flange)	539	"	Flange	0	0	0	0	0	0
540	26-09-2025	102-PSV-2101B U/S line (I/V Gland)	540	4 Inch	Valve	0	0	0	0	0	0
541	26-09-2025	102-PSV-2101B U/S line (I/V U/S Flange)	541	"	Flange	0	0	0	0	0	0
542	26-09-2025	102-PSV-2101B U/S line (I/V D/S Flange)	542	"	Flange	0	0	0	0	0	0
543	26-09-2025	102-PSV-2101B U/S line (I/V Flange/Bonnet)	543	"	Flange	0	0	0	0	0	0
544	26-09-2025	102-PSV-2101B D/S line (I/V Gland)	544	"	Valve	0	0	0	0	0	0
545	26-09-2025	102-PSV-2101B D/S line (I/V U/S Flange)	545	"	Flange	0	0	0	0	0	0
546	26-09-2025	102-PSV-2101B D/S line (I/V D/S Flange)	546	"	Flange	0	0	0	0	0	0
547	26-09-2025	102-PSV-2101B D/S line (I/V Flange/Bonnet)	547	"	Flange	0	0	0	0	0	0
548	26-09-2025	102-PSV-2101B Bypass line 1st (I/V Gland)	548	2 Inch	Valve	0	0	0	0	0	0
549	26-09-2025	102-PSV-2101B Bypass line 1st (I/V U/S Flange)	549	"	Flange	0	0	0	0	0	0
550	26-09-2025	102-PSV-2101B Bypass line 1st (I/V D/S Flange)	550	"	Flange	0	0	0	0	0	0
551	26-09-2025	102-PSV-2101B Bypass line 1st (I/V Flange/Bonnet)	551	"	Flange	0	0	0	0	0	0
552	26-09-2025	102-PSV-2101B Bypass line 2nd (I/V Gland)	552	"	Valve	0	0	0	0	0	0
553	26-09-2025	102-PSV-2101B Bypass line 2nd (I/V U/S Flange)	553	"	Flange	0	0	0	0	0	0
554	26-09-2025	102-PSV-2101B Bypass line 2nd (I/V D/S Flange)	554	"	Flange	0	0	0	0	0	0
555	26-09-2025	102-PSV-2101B Bypass line 2nd (I/V Flange/Bonnet)	555	"	Flange	0	0	0	0	0	0
556	26-09-2025	102-PSV-2101B Bypass line drain (I/V Gland)	556	0.5 Inch	Valve	0	0	0	0	0	0
557	26-09-2025	102-PSV-2101B Bypass line drain (I/V Flange/Bonnet)	557	"	Flange	0	0	0	0	0	0
558	26-09-2025	102-PSV-2101B Bypass line drain (End Flange)	558	"	Flange	0	0	0	0	0	0

Sr.No.	Date	Location	Tag No.	Line Size	Component Type	Screening Value (PPM) before Repair	Emission Kg/Hr	Emission Kg/day	Screening Value (PPM) after Repair	Emission Kg/Hr	Emission Kg/day
--------	------	----------	---------	-----------	----------------	-------------------------------------	----------------	-----------------	------------------------------------	----------------	-----------------

559	26-09-2025	102-PSV-0601A (PSV Top Flange)	559	3 Inch	Flange	0	0	0	0	0	0
560	26-09-2025	102-PSV-0601A (PSV U/S Flange)	560	"	Flange	0	0	0	0	0	0
561	26-09-2025	102-PSV-0601A (PSV D/S Flange)	561	"	Flange	0	0	0	0	0	0
562	26-09-2025	102-PSV-0601A U/S line (I/V Gland)	562	4 Inch	Valve	0	0	0	0	0	0
563	26-09-2025	102-PSV-0601A U/S line (I/V U/S Flange)	563	"	Flange	0	0	0	0	0	0
564	26-09-2025	102-PSV-0601A U/S line (I/V D/S Flange)	564	"	Flange	0	0	0	0	0	0
565	26-09-2025	102-PSV-0601A U/S line (I/V Flange/Bonnet)	565	"	Flange	0	0	0	0	0	0
566	26-09-2025	102-PSV-0601A D/S line (I/V Gland)	566	"	Valve	0	0	0	0	0	0
567	26-09-2025	102-PSV-0601A D/S line (I/V U/S Flange)	567	"	Flange	0	0	0	0	0	0
568	26-09-2025	102-PSV-0601A D/S line (I/V D/S Flange)	568	"	Flange	0	0	0	0	0	0
569	26-09-2025	102-PSV-0601A D/S line (I/V Flange/Bonnet)	569	"	Flange	0	0	0	0	0	0
570	26-09-2025	102-PSV-0601A Bypass line 1st (I/V Gland)	570	2 Inch	Valve	0	0	0	0	0	0
571	26-09-2025	102-PSV-0601A Bypass line 1st (I/V U/S Flange)	571	"	Flange	0	0	0	0	0	0
572	26-09-2025	102-PSV-0601A Bypass line 1st (I/V D/S Flange)	572	"	Flange	0	0	0	0	0	0
573	26-09-2025	102-PSV-0601A Bypass line 1st (I/V Flange/Bonnet)	573	"	Flange	0	0	0	0	0	0
574	26-09-2025	102-PSV-0601A Bypass line 2nd (I/V Gland)	574	"	Valve	0	0	0	0	0	0
575	26-09-2025	102-PSV-0601A Bypass line 2nd (I/V U/S Flange)	575	"	Flange	0	0	0	0	0	0
576	26-09-2025	102-PSV-0601A Bypass line 2nd (I/V D/S Flange)	576	"	Flange	0	0	0	0	0	0
577	26-09-2025	102-PSV-0601A Bypass line 2nd (I/V Flange/Bonnet)	577	"	Flange	0	0	0	0	0	0
578	26-09-2025	102-PSV-0601A Bypass line drain (I/V Gland)	578	0.5 Inch	Valve	0	0	0	0	0	0
579	26-09-2025	102-PSV-0601A Bypass line drain (I/V Flange/Bonnet)	579	"	Flange	0	0	0	0	0	0
580	26-09-2025	102-PSV-0601A Bypass line drain (End Flange)	580	"	Flange	0	0	0	0	0	0
581	26-09-2025	102-PSV-0601B (PSV Top Flange)	581	3 Inch	Flange	0	0	0	0	0	0
582	26-09-2025	102-PSV-0601B (PSV U/S Flange)	582	"	Flange	0	0	0	0	0	0
583	26-09-2025	102-PSV-0601B (PSV D/S Flange)	583	"	Flange	0	0	0	0	0	0
584	26-09-2025	102-PSV-0601B U/S line (I/V Gland)	584	4 Inch	Valve	0	0	0	0	0	0
585	26-09-2025	102-PSV-0601B U/S line (I/V U/S Flange)	585	"	Flange	0	0	0	0	0	0
586	26-09-2025	102-PSV-0601B U/S line (I/V D/S Flange)	586	"	Flange	0	0	0	0	0	0
587	26-09-2025	102-PSV-0601B U/S line (I/V Flange/Bonnet)	587	"	Flange	0	0	0	0	0	0
588	26-09-2025	102-PSV-0601B D/S line (I/V Gland)	588	"	Valve	0	0	0	0	0	0
589	26-09-2025	102-PSV-0601B D/S line (I/V U/S Flange)	589	"	Flange	0	0	0	0	0	0
590	26-09-2025	102-PSV-0601B D/S line (I/V D/S Flange)	590	"	Flange	0	0	0	0	0	0
591	26-09-2025	102-PSV-0601B D/S line (I/V Flange/Bonnet)	591	"	Flange	0	0	0	0	0	0
592	26-09-2025	102-PSV-0601B Bypass line 1st (I/V Gland)	592	2 Inch	Valve	0	0	0	0	0	0
593	26-09-2025	102-PSV-0601B Bypass line 1st (I/V U/S Flange)	593	"	Flange	0	0	0	0	0	0
594	26-09-2025	102-PSV-0601B Bypass line 1st (I/V D/S Flange)	594	"	Flange	0	0	0	0	0	0
595	26-09-2025	102-PSV-0601B Bypass line 1st (I/V Flange/Bonnet)	595	"	Flange	0	0	0	0	0	0
596	26-09-2025	102-PSV-0601B Bypass line 2nd (I/V Gland)	596	"	Valve	0	0	0	0	0	0
597	26-09-2025	102-PSV-0601B Bypass line 2nd (I/V U/S Flange)	597	"	Flange	0	0	0	0	0	0
598	26-09-2025	102-PSV-0601B Bypass line 2nd (I/V D/S Flange)	598	"	Flange	0	0	0	0	0	0

Sr.No.	Date	Location	Tag No.	Line Size	Component Type	Screening Value (PPM) before Repair	Emission Kg/Hr	Emission Kg/day	Screening Value (PPM) after Repair	Emission Kg/Hr	Emission Kg/day
--------	------	----------	---------	-----------	----------------	-------------------------------------	----------------	-----------------	------------------------------------	----------------	-----------------

599	26-09-2025	102-PSV-0601B Bypass line 2nd (I/V Flange/Bonnet)	599	"	Flange	0	0	0	0	0	0
600	26-09-2025	102-PSV-0601B Bypass line drain (I/V Gland)	600	0.5 Inch	Valve	0	0	0	0	0	0
601	26-09-2025	102-PSV-0601B Bypass line drain (I/V Flange/Bonnet)	601	"	Flange	0	0	0	0	0	0
602	26-09-2025	102-PSV-0601B Bypass line drain (End Flange)	602	"	Flange	0	0	0	0	0	0
603	26-09-2025	102-PSV-1501A (PSV Top Flange)	603	3 Inch	Flange	0	0	0	0	0	0
604	26-09-2025	102-PSV-1501A (PSV U/S Flange)	604	"	Flange	0	0	0	0	0	0
605	26-09-2025	102-PSV-1501A (PSV D/S Flange)	605	"	Flange	0	0	0	0	0	0
606	26-09-2025	102-PSV-1501A U/S line (I/V Gland)	606	4 Inch	Valve	0	0	0	0	0	0
607	26-09-2025	102-PSV-1501A U/S line (I/V U/S Flange)	607	"	Flange	0	0	0	0	0	0
608	26-09-2025	102-PSV-1501A U/S line (I/V D/S Flange)	608	"	Flange	0	0	0	0	0	0
609	26-09-2025	102-PSV-1501A U/S line (I/V Flange/Bonnet)	609	"	Flange	0	0	0	0	0	0
610	26-09-2025	102-PSV-1501A D/S line (I/V Gland)	610	"	Valve	0	0	0	0	0	0
611	26-09-2025	102-PSV-1501A D/S line (I/V U/S Flange)	611	"	Flange	0	0	0	0	0	0
612	26-09-2025	102-PSV-1501A D/S line (I/V D/S Flange)	612	"	Flange	0	0	0	0	0	0
613	26-09-2025	102-PSV-1501A D/S line (I/V Flange/Bonnet)	613	"	Flange	0	0	0	0	0	0
614	26-09-2025	102-PSV-1501A Bypass line 1st (I/V Gland)	614	2 Inch	Valve	0	0	0	0	0	0
615	26-09-2025	102-PSV-1501A Bypass line 1st (I/V U/S Flange)	615	"	Flange	0	0	0	0	0	0
616	26-09-2025	102-PSV-1501A Bypass line 1st (I/V D/S Flange)	616	"	Flange	0	0	0	0	0	0
617	26-09-2025	102-PSV-1501A Bypass line 1st (I/V Flange/Bonnet)	617	"	Flange	0	0	0	0	0	0
618	26-09-2025	102-PSV-1501A Bypass line 2nd (I/V Gland)	618	"	Valve	0	0	0	0	0	0
619	26-09-2025	102-PSV-1501A Bypass line 2nd (I/V U/S Flange)	619	"	Flange	0	0	0	0	0	0
620	26-09-2025	102-PSV-1501A Bypass line 2nd (I/V D/S Flange)	620	"	Flange	0	0	0	0	0	0
621	26-09-2025	102-PSV-1501A Bypass line 2nd (I/V Flange/Bonnet)	621	"	Flange	0	0	0	0	0	0
622	26-09-2025	102-PSV-1501A Bypass line drain (I/V Gland)	622	0.5 Inch	Valve	0	0	0	0	0	0
623	26-09-2025	102-PSV-1501A Bypass line drain (I/V Flange/Bonnet)	623	"	Flange	0	0	0	0	0	0
624	26-09-2025	102-PSV-1501A Bypass line drain (End Flange)	624	"	Flange	0	0	0	0	0	0
625	26-09-2025	102-PSV-1501B (PSV Top Flange)	625	3 Inch	Flange	0	0	0	0	0	0
626	26-09-2025	102-PSV-1501B (PSV U/S Flange)	626	"	Flange	0	0	0	0	0	0
627	26-09-2025	102-PSV-1501B (PSV D/S Flange)	627	"	Flange	0	0	0	0	0	0
628	26-09-2025	102-PSV-1501B U/S line (I/V Gland)	628	4 Inch	Valve	0	0	0	0	0	0
629	26-09-2025	102-PSV-1501B U/S line (I/V U/S Flange)	629	"	Flange	0	0	0	0	0	0
630	26-09-2025	102-PSV-1501B U/S line (I/V D/S Flange)	630	"	Flange	0	0	0	0	0	0
631	26-09-2025	102-PSV-1501B U/S line (I/V Flange/Bonnet)	631	"	Flange	0	0	0	0	0	0
632	26-09-2025	102-PSV-1501B D/S line (I/V Gland)	632	"	Valve	0	0	0	0	0	0
633	26-09-2025	102-PSV-1501B D/S line (I/V U/S Flange)	633	"	Flange	0	0	0	0	0	0
634	26-09-2025	102-PSV-1501B D/S line (I/V D/S Flange)	634	"	Flange	0	0	0	0	0	0
635	26-09-2025	102-PSV-1501B D/S line (I/V Flange/Bonnet)	635	"	Flange	0	0	0	0	0	0
636	26-09-2025	102-PSV-1501B Bypass line 1st (I/V Gland)	636	2 Inch	Valve	0	0	0	0	0	0
637	26-09-2025	102-PSV-1501B Bypass line 1st (I/V U/S Flange)	637	"	Flange	0	0	0	0	0	0
638	26-09-2025	102-PSV-1501B Bypass line 1st (I/V D/S Flange)	638	"	Flange	0	0	0	0	0	0

Sr.No.	Date	Location	Tag No.	Line Size	Component Type	Screening Value (PPM) before Repair	Emission Kg/Hr	Emission Kg/day	Screening Value (PPM) after Repair	Emission Kg/Hr	Emission Kg/day
--------	------	----------	---------	-----------	----------------	-------------------------------------	----------------	-----------------	------------------------------------	----------------	-----------------

639	26-09-2025	102-PSV-1501B Bypass line 1st (I/V Flange/Bonnet)	639	"	Flange	0	0	0	0	0	0
640	26-09-2025	102-PSV-1501B Bypass line 2nd (I/V Gland)	640	"	Valve	0	0	0	0	0	0
641	26-09-2025	102-PSV-1501B Bypass line 2nd (I/V U/S Flange)	641	"	Flange	0	0	0	0	0	0
642	26-09-2025	102-PSV-1501B Bypass line 2nd (I/V D/S Flange)	642	"	Flange	0	0	0	0	0	0
643	26-09-2025	102-PSV-1501B Bypass line 2nd (I/V Flange/Bonnet)	643	"	Flange	0	0	0	0	0	0
644	26-09-2025	102-PSV-1501B Bypass line drain (I/V Gland)	644	0.5 Inch	Valve	0	0	0	0	0	0
645	26-09-2025	102-PSV-1501B Bypass line drain (I/V Flange/Bonnet)	645	"	Flange	0	0	0	0	0	0
646	26-09-2025	102-PSV-1501B Bypass line drain (End Flange)	646	"	Flange	0	0	0	0	0	0
647	26-09-2025	102-PSV-502A (PSV Top Flange)	647	3 Inch	Flange	0	0	0	0	0	0
648	26-09-2025	102-PSV-502A (PSV U/S Flange)	648	"	Flange	0	0	0	0	0	0
649	26-09-2025	102-PSV-502A (PSV D/S Flange)	649	"	Flange	0	0	0	0	0	0
650	26-09-2025	102-PSV-502A U/S line (I/V Gland)	650	4 Inch	Valve	0	0	0	0	0	0
651	26-09-2025	102-PSV-502A U/S line (I/V U/S Flange)	651	"	Flange	0	0	0	0	0	0
652	26-09-2025	102-PSV-502A U/S line (I/V D/S Flange)	652	"	Flange	0	0	0	0	0	0
653	26-09-2025	102-PSV-502A U/S line (I/V Flange/Bonnet)	653	"	Flange	0	0	0	0	0	0
654	26-09-2025	102-PSV-502A D/S line (I/V Gland)	654	"	Valve	0	0	0	0	0	0
655	26-09-2025	102-PSV-502A D/S line (I/V U/S Flange)	655	"	Flange	0	0	0	0	0	0
656	26-09-2025	102-PSV-502A D/S line (I/V D/S Flange)	656	"	Flange	0	0	0	0	0	0
657	26-09-2025	102-PSV-502A D/S line (I/V Flange/Bonnet)	657	"	Flange	0	0	0	0	0	0
658	26-09-2025	102-PSV-502A Bypass line 1st (I/V Gland)	658	2 Inch	Valve	0	0	0	0	0	0
659	26-09-2025	102-PSV-502A Bypass line 1st (I/V U/S Flange)	659	"	Flange	0	0	0	0	0	0
660	26-09-2025	102-PSV-502A Bypass line 1st (I/V D/S Flange)	660	"	Flange	0	0	0	0	0	0
661	26-09-2025	102-PSV-502A Bypass line 1st (I/V Flange/Bonnet)	661	"	Flange	0	0	0	0	0	0
662	26-09-2025	102-PSV-502A Bypass line 2nd (I/V Gland)	662	"	Valve	0	0	0	0	0	0
663	26-09-2025	102-PSV-502A Bypass line 2nd (I/V U/S Flange)	663	"	Flange	0	0	0	0	0	0
664	26-09-2025	102-PSV-502A Bypass line 2nd (I/V D/S Flange)	664	"	Flange	0	0	0	0	0	0
665	26-09-2025	102-PSV-502A Bypass line 2nd (I/V Flange/Bonnet)	665	"	Flange	0	0	0	0	0	0
666	26-09-2025	102-PSV-502A Bypass line drain (I/V Gland)	666	0.5 Inch	Valve	0	0	0	0	0	0
667	26-09-2025	102-PSV-502A Bypass line drain (I/V Flange/Bonnet)	667	"	Flange	0	0	0	0	0	0
668	26-09-2025	102-PSV-502A Bypass line drain (End Flange)	668	"	Flange	0	0	0	0	0	0
669	26-09-2025	102-PSV-502B (PSV Top Flange)	669	3 Inch	Valve	0	0	0	0	0	0
670	26-09-2025	102-PSV-502B (PSV U/S Flange)	670	"	Flange	0	0	0	0	0	0
671	26-09-2025	102-PSV-502B (PSV D/S Flange)	671	"	Flange	0	0	0	0	0	0
672	26-09-2025	102-PSV-502B U/S line (I/V Gland)	672	4 Inch	Valve	0	0	0	0	0	0
673	26-09-2025	102-PSV-502B U/S line (I/V U/S Flange)	673	"	Flange	0	0	0	0	0	0
674	26-09-2025	102-PSV-502B U/S line (I/V D/S Flange)	674	"	Flange	0	0	0	0	0	0
675	26-09-2025	102-PSV-502B U/S line (I/V Flange/Bonnet)	675	"	Flange	0	0	0	0	0	0
676	26-09-2025	102-PSV-502B D/S line (I/V Gland)	676	"	Valve	0	0	0	0	0	0
677	26-09-2025	102-PSV-502B D/S line (I/V U/S Flange)	677	"	Flange	0	0	0	0	0	0
678	26-09-2025	102-PSV-502B D/S line (I/V D/S Flange)	678	"	Flange	0	0	0	0	0	0

Sr.No.	Date	Location	Tag No.	Line Size	Component Type	Screening Value (PPM) before Repair	Emission Kg/Hr	Emission Kg/day	Screening Value (PPM) after Repair	Emission Kg/Hr	Emission Kg/day
--------	------	----------	---------	-----------	----------------	-------------------------------------	----------------	-----------------	------------------------------------	----------------	-----------------

679	26-09-2025	102-PSV-502B D/S line (I/V Flange/Bonnet)	679	"	Flange	0	0	0	0	0	0
680	26-09-2025	102-PSV-502B Bypass line 1st (I/V Gland)	680	2 Inch	Valve	0	0	0	0	0	0
681	26-09-2025	102-PSV-502B Bypass line 1st (I/V U/S Flange)	681	"	Flange	0	0	0	0	0	0
682	26-09-2025	102-PSV-502B Bypass line 1st (I/V D/S Flange)	682	"	Flange	0	0	0	0	0	0
683	26-09-2025	102-PSV-502B Bypass line 1st (I/V Flange/Bonnet)	683	"	Flange	0	0	0	0	0	0
684	26-09-2025	102-PSV-502B Bypass line 2nd (I/V Gland)	684	"	Valve	0	0	0	0	0	0
685	26-09-2025	102-PSV-502B Bypass line 2nd (I/V U/S Flange)	685	"	Flange	0	0	0	0	0	0
686	26-09-2025	102-PSV-502B Bypass line 2nd (I/V D/S Flange)	686	"	Flange	0	0	0	0	0	0
687	26-09-2025	102-PSV-502B Bypass line 2nd (I/V Flange/Bonnet)	687	"	Flange	0	0	0	0	0	0
688	26-09-2025	102-PSV-502B Bypass line drain (I/V Gland)	688	0.5 Inch	Valve	0	0	0	0	0	0
689	26-09-2025	102-PSV-502B Bypass line drain (I/V Flange/Bonnet)	689	"	Flange	0	0	0	0	0	0
690	26-09-2025	102-PSV-502B Bypass line drain (End Flange)	690	"	Flange	0	0	0	0	0	0
691	26-09-2025	102-PSV-201A (PSV Top Flange)	691	3 Inch	Flange	0	0	0	0	0	0
692	26-09-2025	102-PSV-201A (PSV U/S Flange)	692	"	Flange	0	0	0	0	0	0
693	26-09-2025	102-PSV-201A (PSV D/S Flange)	693	"	Flange	0	0	0	0	0	0
694	26-09-2025	102-PSV-201A U/S line (I/V Gland)	694	Insulation	Valve	0	0	0	0	0	0
695	26-09-2025	102-PSV-201A D/S line (I/V Gland)	695	6 Inch	Valve	0	0	0	0	0	0
696	26-09-2025	102-PSV-201A D/S line (I/V U/S Flange)	696	"	Flange	0	0	0	0	0	0
697	26-09-2025	102-PSV-201A D/S line (I/V D/S Flange)	697	"	Flange	0	0	0	0	0	0
698	26-09-2025	102-PSV-201A D/S line (I/V Flange/Bonnet)	698	"	Flange	0	0	0	0	0	0
699	26-09-2025	102-PSV-201B (PSV Top Flange)	699	3 Inch	Flange	0	0	0	0	0	0
700	26-09-2025	102-PSV-201B (PSV U/S Flange)	700	"	Flange	0	0	0	0	0	0
701	26-09-2025	102-PSV-201B (PSV D/S Flange)	701	"	Flange	0	0	0	0	0	0
702	26-09-2025	102-PSV-201B U/S line (I/V Gland)	702	Insulation	Valve	0	0	0	0	0	0
703	26-09-2025	102-PSV-201B D/S line (I/V Gland)	703	6 Inch	Valve	0	0	0	0	0	0
704	26-09-2025	102-PSV-201B D/S line (I/V U/S Flange)	704	"	Flange	0	0	0	0	0	0
705	26-09-2025	102-PSV-201B D/S line (I/V D/S Flange)	705	"	Flange	0	0	0	0	0	0
706	26-09-2025	102-PSV-201B D/S line (I/V Flange/Bonnet)	706	"	Flange	0	0	0	0	0	0
707	26-09-2025	102-PSV-201B D/S drain line (I/V Gland)	707	0.5 Inch	Valve	0	0	0	0	0	0
708	26-09-2025	102-PSV-201B D/S drain line (I/V Flange/Bonnet)	708	"	Flange	0	0	0	0	0	0
709	26-09-2025	102-PSV-201B D/S drain line (End Flange)	709	"	Flange	0	0	0	0	0	0

Sr.No.	Date	Location	Tag No.	Line Size	Component Type	Screening Value (PPM) before Repair	Emission Kg/Hr	Emission Kg/day	Screening Value (PPM) after Repair	Emission Kg/Hr	Emission Kg/day
--------	------	----------	---------	-----------	----------------	-------------------------------------	----------------	-----------------	------------------------------------	----------------	-----------------

Unit:- CPP											
LPG CONTROL STATION											
1	27-09-2025	A Pass line no.1 (I/V Gland)	1	0.5 Inch	Valve	0	0	0	0	0	0
2	27-09-2025	A Pass line no.1 (I/V Flange/Bonnet)	2	"	Flange	0	0	0	0	0	0
3	27-09-2025	A Pass line no.2 (I/V Gland)	3	"	Valve	0	0	0	0	0	0
4	27-09-2025	A Pass line no.2 (I/V Flange/Bonnet)	4	"	Flange	0	0	0	0	0	0
5	27-09-2025	A Pass line no.3 (I/V Gland)	5	"	Valve	0	0	0	0	0	0
6	27-09-2025	A Pass line no.3 (I/V Flange/Bonnet)	6	"	Flange	0	0	0	0	0	0
7	27-09-2025	A Pass line no.4 (I/V Gland)	7	"	Valve	0	0	0	0	0	0
8	27-09-2025	A Pass line no.4 (I/V Flange/Bonnet)	8	"	Flange	0	0	0	0	0	0
9	27-09-2025	A Pass line no.5 (I/V Gland)	9	"	Valve	0	0	0	0	0	0
10	27-09-2025	A Pass line no.5 (I/V Flange/Bonnet)	10	"	Flange	0	0	0	0	0	0
11	27-09-2025	B Pass line no.1 (I/V Gland)	11	0.5 Inch	Valve	0	0	0	0	0	0
12	27-09-2025	B Pass line no.1 (I/V Flange/Bonnet)	12	"	Flange	0	0	0	0	0	0
13	27-09-2025	B Pass line no.2 (I/V Gland)	13	"	Valve	0	0	0	0	0	0
14	27-09-2025	B Pass line no.2 (I/V Flange/Bonnet)	14	"	Flange	0	0	0	0	0	0
15	27-09-2025	B Pass line no.3 (I/V Gland)	15	"	Valve	0	0	0	0	0	0
16	27-09-2025	B Pass line no.3 (I/V Flange/Bonnet)	16	"	Flange	0	0	0	0	0	0
17	27-09-2025	B Pass line no.4 (I/V Gland)	17	"	Valve	0	0	0	0	0	0
18	27-09-2025	B Pass line no.4 (I/V Flange/Bonnet)	18	"	Flange	0	0	0	0	0	0
19	27-09-2025	B Pass line no.5 (I/V Gland)	19	"	Valve	0	0	0	0	0	0
20	27-09-2025	B Pass line no.5 (I/V Flange/Bonnet)	20	"	Flange	0	0	0	0	0	0
21	27-09-2025	B Pass line main line (I/V Gland)	21	1.5 Inch	Valve	0	0	0	0	0	0
22	27-09-2025	B Pass line main line (I/V Flange/Bonnet)	22	"	Flange	0	0	0	0	0	0
23	27-09-2025	A Pass line main line (I/V Gland)	23	"	Valve	0	0	0	0	0	0
24	27-09-2025	A Pass line main line (I/V Flange/Bonnet)	24	"	Flange	0	0	0	0	0	0
MAIN FG CONTROL STATION											
25	27-09-2025	F.G C/S Control Valve (C/V Gland)	25	10 Inch	Valve	38	0.000090	0.002155024	38	0.000090	0.002155024
26	27-09-2025	F.G C/S Control Valve (C/V U/S Flange)	26	"	Flange	0	0	0	0	0	0
27	27-09-2025	F.G C/S Control Valve (C/V D/S Flange)	27	"	Flange	0	0	0	0	0	0
28	27-09-2025	F.G C/S Control Valve (C/V Flange/Bonnet)	28	"	Flange	0	0	0	0	0	0
29	27-09-2025	F.G C/S Control Valve U/S line (I/V Gland)	29	"	Valve	0	0	0	0	0	0
30	27-09-2025	F.G C/S Control Valve U/S line (I/V U/S Flange)	30	"	Flange	0	0	0	0	0	0
31	27-09-2025	F.G C/S Control Valve U/S line (I/V D/S Flange)	31	"	Flange	0	0	0	0	0	0
32	27-09-2025	F.G C/S Control Valve U/S line (I/V Flange/Bonnet)	32	"	Flange	0	0	0	0	0	0
33	27-09-2025	F.G C/S Control Valve D/S line (I/V Gland)	33	"	Valve	0	0	0	0	0	0
34	27-09-2025	F.G C/S Control Valve D/S line (I/V U/S Flange)	34	"	Flange	0	0	0	0	0	0
35	27-09-2025	F.G C/S Control Valve D/S line (I/V D/S Flange)	35	"	Flange	0	0	0	0	0	0
36	27-09-2025	F.G C/S Control Valve D/S line (I/V Flange/Bonnet)	36	"	Flange	0	0	0	0	0	0

Sr.No.	Date	Location	Tag No.	Line Size	Component Type	Screening Value (PPM) before Repair	Emission Kg/Hr	Emission Kg/day	Screening Value (PPM) after Repair	Emission Kg/Hr	Emission Kg/day
--------	------	----------	---------	-----------	----------------	-------------------------------------	----------------	-----------------	------------------------------------	----------------	-----------------

37	27-09-2025	F.G C/S Control Valve D/S line 2nd (I/V Gland)	37	"	Valve	0	0	0	0	0	0
38	27-09-2025	F.G C/S Control Valve D/S line 2nd (I/V U/S Flange)	38	"	Flange	0	0	0	0	0	0
39	27-09-2025	F.G C/S Control Valve D/S line 2nd (I/V D/S Flange)	39	"	Flange	0	0	0	0	0	0
40	27-09-2025	F.G C/S Control Valve D/S line 2nd (I/V Flange/Bonnet)	40	"	Flange	0	0	0	0	0	0
41	27-09-2025	F.G C/S Control Valve Bypass line (I/V Gland)	41	6 Inch	Valve	0	0	0	0	0	0
42	27-09-2025	F.G C/S Control Valve Bypass line (I/V U/S Flange)	42	"	Flange	0	0	0	0	0	0
43	27-09-2025	F.G C/S Control Valve Bypass line (I/V D/S Flange)	43	"	Flange	0	0	0	0	0	0
44	27-09-2025	F.G C/S Control Valve Bypass line (I/V Flange/Bonnet)	44	"	Flange	0	0	0	0	0	0
BLR #1 Fuel Gas Feed											
45	26-09-2025	FG TV-01(C/V Gland)	45	6 Inch	Valve	0	0	0	0	0	0
46	26-09-2025	FG TV-01(C/V U/S Flange)	46	"	Flange	0	0	0	0	0	0
47	26-09-2025	FG TV-01(C/V D/S Flange)	47	"	Flange	0	0	0	0	0	0
48	26-09-2025	FG TV-01(C/V Flange/Bonnet)	48	"	Flange	0	0	0	0	0	0
49	26-09-2025	01-FCV-05 (C/V Gland)	49	"	Valve	0	0	0	0	0	0
50	26-09-2025	01-FCV-05 (C/V U/S Flange)	50	"	Flange	0	0	0	0	0	0
51	26-09-2025	01-FCV-05 (C/V D/S Flange)	51	"	Flange	0	0	0	0	0	0
52	26-09-2025	01-FCV-05 (C/V Flange/Bonnet)	52	"	Flange	0	0	0	0	0	0
53	26-09-2025	01-FCV-05 U/S line(I/V Gland)	53	"	Valve	0	0	0	0	0	0
54	26-09-2025	01-FCV-05 U/S line(I/V U/S Flange)	54	"	Flange	0	0	0	0	0	0
55	26-09-2025	01-FCV-05 U/S line(I/V D/S Flange)	55	"	Flange	0	0	0	0	0	0
56	26-09-2025	01-FCV-05 U/S line(I/V Flange/Bonnet)	56	"	Flange	0	0	0	0	0	0
57	26-09-2025	01-FCV-05 D/S line (I/V Gland)	57	"	Valve	0	0	0	0	0	0
58	26-09-2025	01-FCV-05 D/S line (I/V U/S Flange)	58	"	Flange	0	0	0	0	0	0
59	26-09-2025	01-FCV-05 D/S line (I/V D/S Flange)	59	"	Flange	0	0	0	0	0	0
60	26-09-2025	01-FCV-05 D/S line (I/V Flange/Bonnet)	60	"	Flange	0	0	0	0	0	0
61	26-09-2025	01-FCV-05 Bypass line (I/V Gland)	61	3 Inch	Valve	0	0	0	0	0	0
62	26-09-2025	01-FCV-05 Bypass line (I/V U/S Flange)	62	"	Flange	0	0	0	0	0	0
63	26-09-2025	01-FCV-05 Bypass line (I/V D/S Flange)	63	"	Flange	0	0	0	0	0	0
64	26-09-2025	01-FCV-05 Bypass line (I/V Flange/Bonnet)	64	"	Flange	0	0	0	0	0	0
FUEL GAS TRIP VALVE (First Floor)											
65	26-09-2025	Boiler # 1 GB TV-1A (C/V Gland)	65	4 Inch	Valve	0	0	0	0	0	0
66	26-09-2025	Boiler # 1 GB TV-1A (C/V U/S Flange)	66	"	Flange	0	0	0	0	0	0
67	26-09-2025	Boiler # 1 GB TV-1A (C/V D/S Flange)	67	"	Flange	0	0	0	0	0	0
68	26-09-2025	Boiler # 1 GB TV-1A (C/V Flange/Bonnet)	68	"	Flange	0	0	0	0	0	0
69	26-09-2025	Boiler # 1 GB TV-1B (C/V Gland)	69	"	Valve	0	0	0	0	0	0
70	26-09-2025	Boiler # 1 GB TV-1B (C/V U/S Flange)	70	"	Flange	0	0	0	0	0	0
71	26-09-2025	Boiler # 1 GB TV-1B (C/V D/S Flange)	71	"	Flange	0	0	0	0	0	0
72	26-09-2025	Boiler # 1 GB TV-1B (C/V Flange/Bonnet)	72	"	Flange	0	0	0	0	0	0
73	26-09-2025	Boiler # 1 GB TV-1A/B BURNER 1 Main line (I/V Gland)	73	3 Inch	Valve	0	0	0	0	0	0

Sr.No.	Date	Location	Tag No.	Line Size	Component Type	Screening Value (PPM) before Repair	Emission Kg/Hr	Emission Kg/day	Screening Value (PPM) after Repair	Emission Kg/Hr	Emission Kg/day
--------	------	----------	---------	-----------	----------------	-------------------------------------	----------------	-----------------	------------------------------------	----------------	-----------------

74	26-09-2025	Boiler # 1 GB TV-1A/B BURNER 1 Main line (I/V U/S Flange)	74	"	Flange	0	0	0	0	0	0
75	26-09-2025	Boiler # 1 GB TV-1A/B BURNER 1 Main line (I/V D/S Flange)	75	"	Flange	0	0	0	0	0	0
76	26-09-2025	Boiler # 1 GB TV-1A/B BURNER 1 Main line (I/V Flange/Bonnet)	76	"	Flange	0	0	0	0	0	0
77	26-09-2025	Near Burner 1 Igniter gas line manual isolation valve before strainer (I/V Gland)	77	0.5 Inch	Valve	0	0	0	0	0	0
78	26-09-2025	Near Burner 1 Igniter gas line manual isolation valve before strainer (I/V Flange/Bonnet)	78	"	Flange	0	0	0	0	0	0
79	26-09-2025	Boiler # 1 GB TV-2A (C/V Gland)	79	4 Inch	Valve	0	0	0	0	0	0
80	26-09-2025	Boiler # 1 GB TV-2A (C/V U/S Flange)	80	"	Flange	0	0	0	0	0	0
81	26-09-2025	Boiler # 1 GB TV-2A (C/V D/S Flange)	81	"	Flange	0	0	0	0	0	0
82	26-09-2025	Boiler # 1 GB TV-2A (C/V Flange/Bonnet)	82	"	Flange	0	0	0	0	0	0
83	26-09-2025	Boiler # 1 GB TV-2B (C/V Gland)	83	"	Valve	0	0	0	0	0	0
84	26-09-2025	Boiler # 1 GB TV-2B (C/V U/S Flange)	84	"	Flange	0	0	0	0	0	0
85	26-09-2025	Boiler # 1 GB TV-2B (C/V D/S Flange)	85	"	Flange	0	0	0	0	0	0
86	26-09-2025	Boiler # 1 GB TV-2B (C/V Flange/Bonnet)	86	"	Flange	0	0	0	0	0	0
87	26-09-2025	Boiler # 1 GB TV-2A/B BURNER 2 Main line (I/V Gland)	87	3 Inch	Valve	0	0	0	0	0	0
88	26-09-2025	Boiler # 1 GB TV-2A/B BURNER 2 Main line (I/V U/S Flange)	88	"	Flange	0	0	0	0	0	0
89	26-09-2025	Boiler # 1 GB TV-2A/B BURNER 2 Main line (I/V D/S Flange)	89	"	Flange	0	0	0	0	0	0
90	26-09-2025	Boiler # 1 GB TV-2A/B BURNER 2 Main line (I/V Flange/Bonnet)	90	"	Flange	0	0	0	0	0	0
91	26-09-2025	Near Burner 2 Igniter gas line manual isolation valve before strainer (I/V Gland)	91	0.5 Inch	Valve	0	0	0	0	0	0
92	26-09-2025	Near Burner 2 Igniter gas line manual isolation valve before strainer (I/V Flange/Bonnet)	92	"	Flange	0	0	0	0	0	0
FUEL GAS TRIP VALVE (2nd Floor)											
93	27-09-2025	Boiler # 1 GB TV-3A (C/V Gland)	93	4 Inch	Valve	0	0	0	0	0	0
94	27-09-2025	Boiler # 1 GB TV-3A (C/V U/S Flange)	94	"	Flange	0	0	0	0	0	0
95	27-09-2025	Boiler # 1 GB TV-3A (C/V D/S Flange)	95	"	Flange	0	0	0	0	0	0
96	27-09-2025	Boiler # 1 GB TV-3A (C/V Flange/Bonnet)	96	"	Flange	0	0	0	0	0	0
97	27-09-2025	Boiler # 1 GB TV-3B (C/V Gland)	97	"	Valve	0	0	0	0	0	0
98	27-09-2025	Boiler # 1 GB TV-3B (C/V U/S Flange)	98	"	Flange	0	0	0	0	0	0
99	27-09-2025	Boiler # 1 GB TV-3B (C/V D/S Flange)	99	"	Flange	0	0	0	0	0	0
100	27-09-2025	Boiler # 1 GB TV-3B (C/V Flange/Bonnet)	100	"	Flange	0	0	0	0	0	0
101	27-09-2025	Boiler # 1 GB TV-3A/B BURNER 3 Main line (I/V Gland)	101	3 Inch	Valve	0	0	0	0	0	0
102	27-09-2025	Boiler # 1 GB TV-3A/B BURNER 3 Main line (I/V U/S Flange)	102	"	Flange	0	0	0	0	0	0
103	27-09-2025	Boiler # 1 GB TV-3A/B BURNER 3 Main line (I/V D/S Flange)	103	"	Flange	0	0	0	0	0	0
104	27-09-2025	Boiler # 1 GB TV-3A/B BURNER 3 Main line (I/V Flange/Bonnet)	104	"	Flange	0	0	0	0	0	0
105	27-09-2025	Near Burner 3 Igniter gas line manual isolation valve before strainer (I/V Gland)	105	0.5 Inch	Valve	0	0	0	0	0	0
106	27-09-2025	Near Burner 3 Igniter gas line manual isolation valve before strainer (I/V Flange/Bonnet)	106	"	Flange	0	0	0	0	0	0
107	27-09-2025	Boiler # 1 GB TV-4A (C/V Gland)	107	4 Inch	Valve	0	0	0	0	0	0
108	27-09-2025	Boiler # 1 GB TV-4A (C/V U/S Flange)	108	"	Flange	0	0	0	0	0	0
109	27-09-2025	Boiler # 1 GB TV-4A (C/V D/S Flange)	109	"	Flange	0	0	0	0	0	0

Sr.No.	Date	Location	Tag No.	Line Size	Component Type	Screening Value (PPM) before Repair	Emission Kg/Hr	Emission Kg/day	Screening Value (PPM) after Repair	Emission Kg/Hr	Emission Kg/day
--------	------	----------	---------	-----------	----------------	-------------------------------------	----------------	-----------------	------------------------------------	----------------	-----------------

110	27-09-2025	Boiler # 1 GB TV-4A (C/V Flange/Bonnet)	110	"	Flange	0	0	0	0	0	0
111	27-09-2025	Boiler # 1 GB TV-4B (C/V Gland)	111	"	Valve	0	0	0	0	0	0
112	27-09-2025	Boiler # 1 GB TV-4B (C/V U/S Flange)	112	"	Flange	0	0	0	0	0	0
113	27-09-2025	Boiler # 1 GB TV-4B (C/V D/S Flange)	113	"	Flange	0	0	0	0	0	0
114	27-09-2025	Boiler # 1 GB TV-4B (C/V Flange/Bonnet)	114	"	Flange	0	0	0	0	0	0
115	27-09-2025	Boiler # 1 GB TV-4A/B BURNER 4 Main line (I/V Gland)	115	3 Inch	Valve	0	0	0	0	0	0
116	27-09-2025	Boiler # 1 GB TV-4A/B BURNER 4 Main line (I/V U/S Flange)	116	"	Flange	0	0	0	0	0	0
117	27-09-2025	Boiler # 1 GB TV-4A/B BURNER 4 Main line (I/V D/S Flange)	117	"	Flange	0	0	0	0	0	0
118	27-09-2025	Boiler # 1 GB TV-4A/B BURNER 4 Main line (I/V Flange/Bonnet)	118	"	Flange	0	0	0	0	0	0
119	27-09-2025	Near Burner 4 Igniter gas line manual isolation valve before strainer (I/V Gland)	119	0.5 Inch	Valve	0	0	0	0	0	0
120	27-09-2025	Near Burner 4 Igniter gas line manual isolation valve before strainer (I/V Flange/Bonnet)	120	"	Flange	0	0	0	0	0	0
BLR #2 Fuel Gas Feed											
121	26-09-2025	FG TV-02(C/V Gland)	121	6 Inch	Valve	0	0	0	0	0	0
122	26-09-2025	FG TV-02(C/V U/S Flange)	122	"	Flange	0	0	0	0	0	0
123	26-09-2025	FG TV-02(C/V D/S Flange)	123	"	Flange	0	0	0	0	0	0
124	26-09-2025	FG TV-02(C/V Flange/Bonnet)	124	"	Flange	0	0	0	0	0	0
125	26-09-2025	02-FCV-05 (C/V Gland)	125	"	Valve	0	0	0	0	0	0
126	26-09-2025	02-FCV-05(C/V U/S Flange)	126	"	Flange	0	0	0	0	0	0
127	26-09-2025	02-FCV-05(C/V D/S Flange)	127	"	Flange	0	0	0	0	0	0
128	26-09-2025	02-FCV-05(C/V Flange/Bonnet)	128	"	Flange	0	0	0	0	0	0
129	26-09-2025	02-FCV-05 U/S line(I/V Gland)	129	"	Valve	0	0	0	0	0	0
130	26-09-2025	02-FCV-05 U/S line(I/V U/S Flange)	130	"	Flange	0	0	0	0	0	0
131	26-09-2025	02-FCV-05 U/S line(I/V D/S Flange)	131	"	Flange	0	0	0	0	0	0
132	26-09-2025	02-FCV-05 U/S line(I/V Flange/Bonnet)	132	"	Flange	0	0	0	0	0	0
133	26-09-2025	02-FCV-05 D/S line (I/V Gland)	133	"	Valve	0	0	0	0	0	0
134	26-09-2025	02-FCV-05 D/S line (I/V U/S Flange)	134	"	Flange	0	0	0	0	0	0
135	26-09-2025	02-FCV-05 D/S line (I/V D/S Flange)	135	"	Flange	0	0	0	0	0	0
136	26-09-2025	02-FCV-05 D/S line (I/V Flange/Bonnet)	136	"	Flange	0	0	0	0	0	0
137	26-09-2025	02-FCV-05 Bypass line (I/V Gland)	137	3 Inch	Valve	0	0	0	0	0	0
138	26-09-2025	02-FCV-05 Bypass line (I/V U/S Flange)	138	"	Flange	0	0	0	0	0	0
139	26-09-2025	02-FCV-05 Bypass line (I/V D/S Flange)	139	"	Flange	0	0	0	0	0	0
140	26-09-2025	02-FCV-05 Bypass line (I/V Flange/Bonnet)	140	"	Flange	0	0	0	0	0	0
FUEL GAS TRIP VALVE (First Floor)											
141	26-09-2025	Boiler # 2 GB TV-1A (C/V Gland)	141	4 Inch	Valve	7.2	0.000031	0.000740693	7.2	0.000031	0.000740693
142	26-09-2025	Boiler # 2 GB TV-1A (C/V U/S Flange)	142	"	Flange	0	0	0	0	0	0
143	26-09-2025	Boiler # 2 GB TV-1A (C/V D/S Flange)	143	"	Flange	0	0	0	0	0	0
144	26-09-2025	Boiler # 2 GB TV-1A (C/V Flange/Bonnet)	144	"	Flange	0	0	0	0	0	0
145	26-09-2025	Boiler # 2 GB TV-1B (C/V Gland)	145	"	Valve	9.4	0.000037	0.00087898	9.4	0.000037	0.00087898

Sr.No.	Date	Location	Tag No.	Line Size	Component Type	Screening Value (PPM) before Repair	Emission Kg/Hr	Emission Kg/day	Screening Value (PPM) after Repair	Emission Kg/Hr	Emission Kg/day
--------	------	----------	---------	-----------	----------------	-------------------------------------	----------------	-----------------	------------------------------------	----------------	-----------------

146	26-09-2025	Boiler # 2 GB TV-1B (C/V U/S Flange)	146	"	Flange	0	0	0	0	0	0
147	26-09-2025	Boiler # 2 GB TV-1B (C/V D/S Flange)	147	"	Flange	0	0	0	0	0	0
148	26-09-2025	Boiler # 2 GB TV-1B (C/V Flange/Bonnet)	148	"	Flange	0	0	0	0	0	0
149	26-09-2025	Boiler # 2 GB TV-1A/B BURNER 1 Main line (I/V Gland)	149	3 Inch	Valve	0	0	0	0	0	0
150	26-09-2025	Boiler # 2 GB TV-1A/B BURNER 1 Main line (I/V U/S Flange)	150	"	Flange	0	0	0	0	0	0
151	26-09-2025	Boiler # 2 GB TV-1A/B BURNER 1 Main line (I/V D/S Flange)	151	"	Flange	0	0	0	0	0	0
152	26-09-2025	Boiler # 2 GB TV-1A/B BURNER 1 Main line (I/V Flange/Bonnet)	152	"	Flange	0	0	0	0	0	0
153	26-09-2025	Near Burner 1 Igniter gas line manual isolation valve before strainer (I/V Gland)	153	0.5 Inch	Valve	0	0	0	0	0	0
154	26-09-2025	Near Burner 1 Igniter gas line manual isolation valve before strainer (I/V Flange/Bonnet)	154	"	Flange	0	0	0	0	0	0
155	26-09-2025	Boiler # 2 GB TV-2A (C/V Gland)	155	4 Inch	Valve	0	0	0	0	0	0
156	26-09-2025	Boiler # 2 GB TV-2A (C/V U/S Flange)	156	"	Flange	0	0	0	0	0	0
157	26-09-2025	Boiler # 2 GB TV-2A (C/V D/S Flange)	157	"	Flange	0	0	0	0	0	0
158	26-09-2025	Boiler # 2 GB TV-2A (C/V Flange/Bonnet)	158	"	Flange	0	0	0	0	0	0
159	26-09-2025	Boiler # 2 GB TV-2B (C/V Gland)	159	"	Valve	0	0	0	0	0	0
160	26-09-2025	Boiler # 2 GB TV-2B (C/V U/S Flange)	160	"	Flange	0	0	0	0	0	0
161	26-09-2025	Boiler # 2 GB TV-2B (C/V D/S Flange)	161	"	Flange	0	0	0	0	0	0
162	26-09-2025	Boiler # 2 GB TV-2B (C/V Flange/Bonnet)	162	"	Flange	0	0	0	0	0	0
163	26-09-2025	Boiler # 2 GB TV-2A/B BURNER 2 Main line (I/V Gland)	163	3 Inch	Valve	0	0	0	0	0	0
164	26-09-2025	Boiler # 2 GB TV-2A/B BURNER 2 Main line (I/V U/S Flange)	164	"	Flange	0	0	0	0	0	0
165	26-09-2025	Boiler # 2 GB TV-2A/B BURNER 2 Main line (I/V D/S Flange)	165	"	Flange	0	0	0	0	0	0
166	26-09-2025	Boiler # 2 GB TV-2A/B BURNER 2 Main line (I/V Flange/Bonnet)	166	"	Flange	0	0	0	0	0	0
167	26-09-2025	Near Burner 2 Igniter gas line manual isolation valve before strainer (I/V Gland)	167	0.5 Inch	Valve	0	0	0	0	0	0
168	26-09-2025	Near Burner 2 Igniter gas line manual isolation valve before strainer (I/V Flange/Bonnet)	168	"	Flange	0	0	0	0	0	0
FUEL GAS TRIP VALVE (2nd Floor)											
169	27-09-2025	Boiler # 2 GB TV-3A (C/V Gland)	169	4 Inch	Valve	0	0	0	0	0	0
170	27-09-2025	Boiler # 2 GB TV-3A (C/V U/S Flange)	170	"	Flange	0	0	0	0	0	0
171	27-09-2025	Boiler # 2 GB TV-3A (C/V D/S Flange)	171	"	Flange	0	0	0	0	0	0
172	27-09-2025	Boiler # 2 GB TV-3A (C/V Flange/Bonnet)	172	"	Flange	0	0	0	0	0	0
173	27-09-2025	Boiler # 2 GB TV-3B (C/V Gland)	173	"	Valve	0	0	0	0	0	0
174	27-09-2025	Boiler # 2 GB TV-3B (C/V U/S Flange)	174	"	Flange	0	0	0	0	0	0
175	27-09-2025	Boiler # 2 GB TV-3B (C/V D/S Flange)	175	"	Flange	0	0	0	0	0	0
176	27-09-2025	Boiler # 2 GB TV-3B (C/V Flange/Bonnet)	176	"	Flange	0	0	0	0	0	0
177	27-09-2025	Boiler # 2 GB TV-3A/B BURNER 3 Main line (I/V Gland)	177	3 Inch	Valve	0	0	0	0	0	0
178	27-09-2025	Boiler # 2 GB TV-3A/B BURNER 3 Main line (I/V U/S Flange)	178	"	Flange	0	0	0	0	0	0
179	27-09-2025	Boiler # 2 GB TV-3A/B BURNER 3 Main line (I/V D/S Flange)	179	"	Flange	0	0	0	0	0	0
180	27-09-2025	Boiler # 2 GB TV-3A/B BURNER 3 Main line (I/V Flange/Bonnet)	180	"	Flange	0	0	0	0	0	0
181	27-09-2025	Near Burner 3 Igniter gas line manual isolation valve before strainer (I/V Gland)	181	0.5 Inch	Valve	0	0	0	0	0	0
182	27-09-2025	Near Burner 3 Igniter gas line manual isolation valve before strainer (I/V Flange/Bonnet)	182	"	Flange	0	0	0	0	0	0

Sr.No.	Date	Location	Tag No.	Line Size	Component Type	Screening Value (PPM) before Repair	Emission Kg/Hr	Emission Kg/day	Screening Value (PPM) after Repair	Emission Kg/Hr	Emission Kg/day
--------	------	----------	---------	-----------	----------------	-------------------------------------	----------------	-----------------	------------------------------------	----------------	-----------------

		Flange/Bonnet)									
183	27-09-2025	Boiler # 2 GB TV-4A (C/V Gland)	183	4 Inch	Valve	0	0	0	0	0	0
184	27-09-2025	Boiler # 2 GB TV-4A (C/V U/S Flange)	184	"	Flange	0	0	0	0	0	0
185	27-09-2025	Boiler # 2 GB TV-4A (C/V D/S Flange)	185	"	Flange	0	0	0	0	0	0
186	27-09-2025	Boiler # 2 GB TV-4A (C/V Flange/Bonnet)	186	"	Flange	0	0	0	0	0	0
187	27-09-2025	Boiler # 2 GB TV-4B (C/V Gland)	187	"	Valve	0	0	0	0	0	0
188	27-09-2025	Boiler # 2 GB TV-4B (C/V U/S Flange)	188	"	Flange	0	0	0	0	0	0
189	27-09-2025	Boiler # 2 GB TV-4B (C/V D/S Flange)	189	"	Flange	0	0	0	0	0	0
190	27-09-2025	Boiler # 2 GB TV-4B (C/V Flange/Bonnet)	190	"	Flange	0	0	0	0	0	0
191	27-09-2025	Boiler # 2 GB TV-4A/B BURNER 4 Main line (I/V Gland)	191	3 Inch	Valve	0	0	0	0	0	0
192	27-09-2025	Boiler # 2 GB TV-4A/B BURNER 4 Main line (I/V U/S Flange)	192	"	Flange	0	0	0	0	0	0
193	27-09-2025	Boiler # 2 GB TV-4A/B BURNER 4 Main line (I/V D/S Flange)	193	"	Flange	0	0	0	0	0	0
194	27-09-2025	Boiler # 2 GB TV-4A/B BURNER 4 Main line (I/V Flange/Bonnet)	194	"	Flange	0	0	0	0	0	0
195	27-09-2025	Near Burner 4 Igniter gas line manual isolation valve before strainer (I/V Gland)	195	0.5 Inch	Valve	0	0	0	0	0	0
196	27-09-2025	Near Burner 4 Igniter gas line manual isolation valve before strainer (I/V Flange/Bonnet)	196	"	Flange	0	0	0	0	0	0
BLR #3 Fuel Gas Feed											
197	26-09-2025	FG TV-03 (C/V Gland)	197	6 Inch	Valve	0	0	0	0	0	0
198	26-09-2025	FG TV-03 (C/V U/S Flange)	198	"	Flange	0	0	0	0	0	0
199	26-09-2025	FG TV-03 (C/V D/S Flange)	199	"	Flange	0	0	0	0	0	0
200	26-09-2025	FG TV-03 (C/V Flange/Bonnet)	200	"	Flange	0	0	0	0	0	0
201	26-09-2025	03-FCV-05 (C/V Gland)	201	"	Valve	4.6	0.000023	0.00055548	4.6	0.000023	0.00055548
202	26-09-2025	03-FCV-05(C/V U/S Flange)	202	"	Flange	0	0	0	0	0	0
203	26-09-2025	03-FCV-05(C/V D/S Flange)	203	"	Flange	0	0	0	0	0	0
204	26-09-2025	03-FCV-05(C/V Flange/Bonnet)	204	"	Flange	0	0	0	0	0	0
205	26-09-2025	03-FCV-05 U/S line(I/V Gland)	205	"	Valve	8.1	0.000033	0.000798874	8.1	0.000033	0.000798874
206	26-09-2025	03-FCV-05 U/S line(I/V U/S Flange)	206	"	Flange	0	0	0	0	0	0
207	26-09-2025	03-FCV-05 U/S line(I/V D/S Flange)	207	"	Flange	0	0	0	0	0	0
208	26-09-2025	03-FCV-05 U/S line(I/V Flange/Bonnet)	208	"	Flange	0	0	0	0	0	0
209	26-09-2025	03-FCV-05 D/S line (I/V Gland)	209	"	Valve	0	0	0	0	0	0
210	26-09-2025	03-FCV-05 D/S line (I/V U/S Flange)	210	"	Flange	0	0	0	0	0	0
211	26-09-2025	03-FCV-05 D/S line (I/V D/S Flange)	211	"	Flange	0	0	0	0	0	0
212	26-09-2025	03-FCV-05 D/S line (I/V Flange/Bonnet)	212	"	Flange	0	0	0	0	0	0
213	26-09-2025	03-FCV-05 Bypass line (I/V Gland)	213	3 Inch	Valve	0	0	0	0	0	0
214	26-09-2025	03-FCV-05 Bypass line (I/V U/S Flange)	214	"	Flange	0	0	0	0	0	0
215	26-09-2025	03-FCV-05 Bypass line (I/V D/S Flange)	215	"	Flange	0	0	0	0	0	0
216	26-09-2025	03-FCV-05 Bypass line (I/V Flange/Bonnet)	216	"	Flange	0	0	0	0	0	0
FUEL GAS TRIP VALVE (First Floor)											
217	26-09-2025	Boiler # 3 GB TV-1A (C/V Gland)	217	4 Inch	Valve	18.5	0.000057	0.001357548	18.5	0.000057	0.00135754

Sr.No.	Date	Location	Tag No.	Line Size	Component Type	Screening Value (PPM) before Repair	Emission Kg/Hr	Emission Kg/day	Screening Value (PPM) after Repair	Emission Kg/Hr	Emission Kg/day
--------	------	----------	---------	-----------	----------------	-------------------------------------	----------------	-----------------	------------------------------------	----------------	-----------------

											8
218	26-09-2025	Boiler # 3 GB TV-1A (C/V U/S Flange)	218	"	Flange	0	0	0	0	0	0
219	26-09-2025	Boiler # 3 GB TV-1A (C/V D/S Flange)	219	"	Flange	0	0	0	0	0	0
220	26-09-2025	Boiler # 3 GB TV-1A (C/V Flange/Bonnet)	220	"	Flange	0	0	0	0	0	0
221	26-09-2025	Boiler # 3 GB TV-1B (C/V Gland)	221	"	Valve	0	0	0	0	0	0
222	26-09-2025	Boiler # 3 GB TV-1B (C/V U/S Flange)	222	"	Flange	0	0	0	0	0	0
223	26-09-2025	Boiler # 3 GB TV-1B (C/V D/S Flange)	223	"	Flange	0	0	0	0	0	0
224	26-09-2025	Boiler # 3 GB TV-1B (C/V Flange/Bonnet)	224	"	Flange	0	0	0	0	0	0
225	26-09-2025	Boiler # 3 GB TV-1A/B BURNER 1 Main line (I/V Gland)	225	3 Inch	Valve	0	0	0	0	0	0
226	26-09-2025	Boiler # 3 GB TV-1A/B BURNER 1 Main line (I/V U/S Flange)	226	"	Flange	0	0	0	0	0	0
227	26-09-2025	Boiler # 3 GB TV-1A/B BURNER 1 Main line (I/V D/S Flange)	227	"	Flange	0	0	0	0	0	0
228	26-09-2025	Boiler # 3 GB TV-1A/B BURNER 1 Main line (I/V Flange/Bonnet)	228	"	Flange	0	0	0	0	0	0
229	26-09-2025	Near Burner 1 Igniter gas line manual isolation valve before strainer (I/V Gland)	229	0.5 Inch	Valve	0	0	0	0	0	0
230	26-09-2025	Near Burner 1 Igniter gas line manual isolation valve before strainer (I/V Flange/Bonnet)	230	"	Flange	0	0	0	0	0	0
231	26-09-2025	Boiler # 3 GB TV-2A (C/V Gland)	231	4 Inch	Valve	0	0	0	0	0	0
232	26-09-2025	Boiler # 3 GB TV-2A (C/V U/S Flange)	232	"	Flange	0	0	0	0	0	0
233	26-09-2025	Boiler # 3 GB TV-2A (C/V D/S Flange)	233	"	Flange	0	0	0	0	0	0
234	26-09-2025	Boiler # 3 GB TV-2A (C/V Flange/Bonnet)	234	"	Flange	0	0	0	0	0	0
235	26-09-2025	Boiler # 3 GB TV-2B (C/V Gland)	235	"	Valve	0	0	0	0	0	0
236	26-09-2025	Boiler # 3 GB TV-2B (C/V U/S Flange)	236	"	Flange	0	0	0	0	0	0
237	26-09-2025	Boiler # 3 GB TV-2B (C/V D/S Flange)	237	"	Flange	0	0	0	0	0	0
238	26-09-2025	Boiler # 3 GB TV-2B (C/V Flange/Bonnet)	238	"	Flange	0	0	0	0	0	0
239	26-09-2025	Boiler # 3 GB TV-2A/B BURNER 2 Main line (I/V Gland)	239	3 Inch	Valve	0	0	0	0	0	0
240	26-09-2025	Boiler # 3 GB TV-2A/B BURNER 2 Main line (I/V U/S Flange)	240	"	Flange	0	0	0	0	0	0
241	26-09-2025	Boiler # 3 GB TV-2A/B BURNER 2 Main line (I/V D/S Flange)	241	"	Flange	0	0	0	0	0	0
242	26-09-2025	Boiler # 3 GB TV-2A/B BURNER 2 Main line (I/V Flange/Bonnet)	242	"	Flange	0	0	0	0	0	0
243	26-09-2025	Near Burner 2 Igniter gas line manual isolation valve before strainer (I/V Gland)	243	0.5 Inch	Valve	0	0	0	0	0	0
244	26-09-2025	Near Burner 2 Igniter gas line manual isolation valve before strainer (I/V Flange/Bonnet)	244	"	Flange	0	0	0	0	0	0
FUEL GAS TRIP VALVE (2nd Floor)											
245	27-09-2025	Boiler # 3 GB TV-3A (C/V Gland)	245	4 Inch	Valve	0	0	0	0	0	0
246	27-09-2025	Boiler # 3 GB TV-3A (C/V U/S Flange)	246	"	Flange	0	0	0	0	0	0
247	27-09-2025	Boiler # 3 GB TV-3A (C/V D/S Flange)	247	"	Flange	0	0	0	0	0	0
248	27-09-2025	Boiler # 3 GB TV-3A (C/V Flange/Bonnet)	248	"	Flange	0	0	0	0	0	0
249	27-09-2025	Boiler # 3 GB TV-3B (C/V Gland)	249	"	Valve	36	0.000087	0.002081504	36	0.000087	0.002081504
250	27-09-2025	Boiler # 3 GB TV-3B (C/V U/S Flange)	250	"	Flange	0	0	0	0	0	0
251	27-09-2025	Boiler # 3 GB TV-3B (C/V D/S Flange)	251	"	Flange	0	0	0	0	0	0
252	27-09-2025	Boiler # 3 GB TV-3B (C/V Flange/Bonnet)	252	"	Flange	0	0	0	0	0	0
253	27-09-2025	Boiler # 3 GB TV-3A/B BURNER 3 Main line (I/V Gland)	253	3 Inch	Valve	0	0	0	0	0	0

Sr.No.	Date	Location	Tag No.	Line Size	Component Type	Screening Value (PPM) before Repair	Emission Kg/Hr	Emission Kg/day	Screening Value (PPM) after Repair	Emission Kg/Hr	Emission Kg/day
--------	------	----------	---------	-----------	----------------	-------------------------------------	----------------	-----------------	------------------------------------	----------------	-----------------

254	27-09-2025	Boiler # 3 GB TV-3A/B BURNER 3 Main line (I/V U/S Flange)	254	"	Flange	0	0	0	0	0	0
255	27-09-2025	Boiler # 3 GB TV-3A/B BURNER 3 Main line (I/V D/S Flange)	255	"	Flange	0	0	0	0	0	0
256	27-09-2025	Boiler # 3 GB TV-3A/B BURNER 3 Main line (I/V Flange/Bonnet)	256	"	Flange	0	0	0	0	0	0
257	27-09-2025	Near Burner 3 Igniter gas line manual isolation valve before strainer (I/V Gland)	257	0.5 Inch	Valve	0	0	0	0	0	0
258	27-09-2025	Near Burner 3 Igniter gas line manual isolation valve before strainer (I/V Flange/Bonnet)	258	"	Flange	0	0	0	0	0	0
259	27-09-2025	Boiler # 3 GB TV-4A (C/V Gland)	259	4 Inch	Valve	0	0	0	0	0	0
260	27-09-2025	Boiler # 3 GB TV-4A (C/V U/S Flange)	260	"	Flange	0	0	0	0	0	0
261	27-09-2025	Boiler # 3 GB TV-4A (C/V D/S Flange)	261	"	Flange	0	0	0	0	0	0
262	27-09-2025	Boiler # 3 GB TV-4A (C/V Flange/Bonnet)	262	"	Flange	0	0	0	0	0	0
263	27-09-2025	Boiler # 3 GB TV-4B (C/V Gland)	263	"	Valve	0	0	0	0	0	0
264	27-09-2025	Boiler # 3 GB TV-4B (C/V U/S Flange)	264	"	Flange	0	0	0	0	0	0
265	27-09-2025	Boiler # 3 GB TV-4B (C/V D/S Flange)	265	"	Flange	0	0	0	0	0	0
266	27-09-2025	Boiler # 3 GB TV-4B (C/V Flange/Bonnet)	266	"	Flange	0	0	0	0	0	0
267	27-09-2025	Boiler # 3 GB TV-4A/B BURNER 4 Main line (I/V Gland)	267	3 Inch	Valve	0	0	0	0	0	0
268	27-09-2025	Boiler # 3 GB TV-4A/B BURNER 4 Main line (I/V U/S Flange)	268	"	Flange	0	0	0	0	0	0
269	27-09-2025	Boiler # 3 GB TV-4A/B BURNER 4 Main line (I/V D/S Flange)	269	"	Flange	0	0	0	0	0	0
270	27-09-2025	Boiler # 3 GB TV-4A/B BURNER 4 Main line (I/V Flange/Bonnet)	270	"	Flange	0	0	0	0	0	0
271	27-09-2025	Near Burner 4 Igniter gas line manual isolation valve before strainer (I/V Gland)	271	0.5 Inch	Valve	0	0	0	0	0	0
272	27-09-2025	Near Burner 4 Igniter gas line manual isolation valve before strainer (I/V Flange/Bonnet)	272	"	Flange	0	0	0	0	0	0
BLR #4 Fuel Gas Feed											
273	26-09-2025	FG TV-04 (C/V Gland)	273	6 Inch	Valve	0	0	0	0	0	0
274	26-09-2025	FG TV-04 (C/V U/S Flange)	274	"	Flange	0	0	0	0	0	0
275	26-09-2025	FG TV-04 (C/V D/S Flange)	275	"	Flange	0	0	0	0	0	0
276	26-09-2025	FG TV-04 (C/V Flange/Bonnet)	276	"	Flange	0	0	0	0	0	0
277	26-09-2025	04-FCV-05 (C/V Gland)	277	"	Valve	0	0	0	0	0	0
278	26-09-2025	04-FCV-05(C/V U/S Flange)	278	"	Flange	0	0	0	0	0	0
279	26-09-2025	04-FCV-05(C/V D/S Flange)	279	"	Flange	0	0	0	0	0	0
280	26-09-2025	04-FCV-05(C/V Flange/Bonnet)	280	"	Flange	0	0	0	0	0	0
281	26-09-2025	04-FCV-05 U/S line(I/V Gland)	281	"	Valve	12.6	0.000044	0.001060886	12.6	0.000044	0.001060886
282	26-09-2025	04-FCV-05 U/S line(I/V U/S Flange)	282	"	Flange	0	0	0	0	0	0
283	26-09-2025	04-FCV-05 U/S line(I/V D/S Flange)	283	"	Flange	0	0	0	0	0	0
284	26-09-2025	04-FCV-05 U/S line(I/V Flange/Bonnet)	284	"	Flange	0	0	0	0	0	0
285	26-09-2025	04-FCV-05 D/S line (I/V Gland)	285	"	Valve	0	0	0	0	0	0
286	26-09-2025	04-FCV-05 D/S line (I/V U/S Flange)	286	"	Flange	0	0	0	0	0	0
287	26-09-2025	04-FCV-05 D/S line (I/V D/S Flange)	287	"	Flange	0	0	0	0	0	0
288	26-09-2025	04-FCV-05 D/S line (I/V Flange/Bonnet)	288	"	Flange	0	0	0	0	0	0
289	26-09-2025	04-FCV-05 Bypass line (I/V Gland)	289	3 Inch	Valve	0	0	0	0	0	0
290	26-09-2025	04-FCV-05 Bypass line (I/V U/S Flange)	290	"	Flange	0	0	0	0	0	0

Sr.No.	Date	Location	Tag No.	Line Size	Component Type	Screening Value (PPM) before Repair	Emission Kg/Hr	Emission Kg/day	Screening Value (PPM) after Repair	Emission Kg/Hr	Emission Kg/day
--------	------	----------	---------	-----------	----------------	-------------------------------------	----------------	-----------------	------------------------------------	----------------	-----------------

291	26-09-2025	04-FCV-05 Bypass line (I/V D/S Flange)	291	"	Flange	0	0	0	0	0	0
292	26-09-2025	04-FCV-05 Bypass line (I/V Flange/Bonnet)	292	"	Flange	0	0	0	0	0	0
FUEL GAS TRIP VALVE (First Floor)											
293	26-09-2025	Boiler # 4 GB TV-1A (C/V Gland)	293	4 Inch	Valve	19.4	0.000058	0.001399586	19.4	0.000058	0.001399586
294	26-09-2025	Boiler # 4 GB TV-1A (C/V U/S Flange)	294	"	Flange	0	0	0	0	0	0
295	26-09-2025	Boiler # 4 GB TV-1A (C/V D/S Flange)	295	"	Flange	0	0	0	0	0	0
296	26-09-2025	Boiler # 4 GB TV-1A (C/V Flange/Bonnet)	296	"	Flange	0	0	0	0	0	0
297	26-09-2025	Boiler # 4 GB TV-1B (C/V Gland)	297	"	Valve	0	0	0	0	0	0
298	26-09-2025	Boiler # 4 GB TV-1B (C/V U/S Flange)	298	"	Flange	0	0	0	0	0	0
299	26-09-2025	Boiler # 4 GB TV-1B (C/V D/S Flange)	299	"	Flange	0	0	0	0	0	0
300	26-09-2025	Boiler # 4 GB TV-1B (C/V Flange/Bonnet)	300	"	Flange	0	0	0	0	0	0
301	26-09-2025	Boiler # 4 GB TV-1A/B BURNER 1 Main line (I/V Gland)	301	3 Inch	Valve	0	0	0	0	0	0
302	26-09-2025	Boiler # 4 GB TV-1A/B BURNER 1 Main line (I/V U/S Flange)	302	"	Flange	0	0	0	0	0	0
303	26-09-2025	Boiler # 4 GB TV-1A/B BURNER 1 Main line (I/V D/S Flange)	303	"	Flange	0	0	0	0	0	0
304	26-09-2025	Boiler # 4 GB TV-1A/B BURNER 1 Main line (I/V Flange/Bonnet)	304	"	Flange	0	0	0	0	0	0
305	26-09-2025	Near Burner 1 Igniter gas line manual isolation valve before strainer (I/V Gland)	305	0.5 Inch	Valve	0	0	0	0	0	0
306	26-09-2025	Near Burner 1 Igniter gas line manual isolation valve before strainer (I/V Flange/Bonnet)	306	"	Flange	0	0	0	0	0	0
307	26-09-2025	Boiler # 4 GB TV-2A (C/V Gland)	307	4 Inch	Valve	0	0	0	0	0	0
308	26-09-2025	Boiler # 4 GB TV-2A (C/V U/S Flange)	308	"	Flange	0	0	0	0	0	0
309	26-09-2025	Boiler # 4 GB TV-2A (C/V D/S Flange)	309	"	Flange	0	0	0	0	0	0
310	26-09-2025	Boiler # 4 GB TV-2A (C/V Flange/Bonnet)	310	"	Flange	0	0	0	0	0	0
311	26-09-2025	Boiler # 4 GB TV-2B (C/V Gland)	311	"	Valve	0	0	0	0	0	0
312	26-09-2025	Boiler # 4 GB TV-2B (C/V U/S Flange)	312	"	Flange	0	0	0	0	0	0
313	26-09-2025	Boiler # 4 GB TV-2B (C/V D/S Flange)	313	"	Flange	0	0	0	0	0	0
314	26-09-2025	Boiler # 4 GB TV-2B (C/V Flange/Bonnet)	314	"	Flange	0	0	0	0	0	0
315	26-09-2025	Boiler # 4 GB TV-2A/B BURNER 2 Main line (I/V Gland)	315	3 Inch	Valve	0	0	0	0	0	0
316	26-09-2025	Boiler # 4 GB TV-2A/B BURNER 2 Main line (I/V U/S Flange)	316	"	Flange	0	0	0	0	0	0
317	26-09-2025	Boiler # 4 GB TV-2A/B BURNER 2 Main line (I/V D/S Flange)	317	"	Flange	0	0	0	0	0	0
318	26-09-2025	Boiler # 4 GB TV-2A/B BURNER 2 Main line (I/V Flange/Bonnet)	318	"	Flange	0	0	0	0	0	0
319	26-09-2025	Near Burner 2 Igniter gas line manual isolation valve before strainer (I/V Gland)	319	0.5 Inch	Valve	0	0	0	0	0	0
320	26-09-2025	Near Burner 2 Igniter gas line manual isolation valve before strainer (I/V Flange/Bonnet)	320	"	Flange	0	0	0	0	0	0
FUEL GAS TRIP VALVE (2nd Floor)											
321	27-09-2025	Boiler # 4 GB TV-3A (C/V Gland)	321	4 Inch	Valve	0	0	0	0	0	0
322	27-09-2025	Boiler # 4 GB TV-3A (C/V U/S Flange)	322	"	Flange	0	0	0	0	0	0
323	27-09-2025	Boiler # 4 GB TV-3A (C/V D/S Flange)	323	"	Flange	0	0	0	0	0	0
324	27-09-2025	Boiler # 4 GB TV-3A (C/V Flange/Bonnet)	324	"	Flange	0	0	0	0	0	0
325	27-09-2025	Boiler # 4 GB TV-3B (C/V Gland)	325	"	Valve	0	0	0	0	0	0
326	27-09-2025	Boiler # 4 GB TV-3B (C/V U/S Flange)	326	"	Flange	0	0	0	0	0	0

Sr.No.	Date	Location	Tag No.	Line Size	Component Type	Screening Value (PPM) before Repair	Emission Kg/Hr	Emission Kg/day	Screening Value (PPM) after Repair	Emission Kg/Hr	Emission Kg/day
--------	------	----------	---------	-----------	----------------	-------------------------------------	----------------	-----------------	------------------------------------	----------------	-----------------

327	27-09-2025	Boiler # 4 GB TV-3B (C/V D/S Flange)	327	"	Flange	0	0	0	0	0	0
328	27-09-2025	Boiler # 4 GB TV-3B (C/V Flange/Bonnet)	328	"	Flange	0	0	0	0	0	0
329	27-09-2025	Boiler # 4 GB TV-3A/B BURNER 3 Main line (I/V Gland)	329	3 Inch	Valve	0	0	0	0	0	0
330	27-09-2025	Boiler # 4 GB TV-3A/B BURNER 3 Main line (I/V U/S Flange)	330	"	Flange	0	0	0	0	0	0
331	27-09-2025	Boiler # 4 GB TV-3A/B BURNER 3 Main line (I/V D/S Flange)	331	"	Flange	0	0	0	0	0	0
332	27-09-2025	Boiler # 4 GB TV-3A/B BURNER 3 Main line (I/V Flange/Bonnet)	332	"	Flange	0	0	0	0	0	0
333	27-09-2025	Near Burner 3 Igniter gas line manual isolation valve before strainer (I/V Gland)	333	0.5 Inch	Valve	0	0	0	0	0	0
334	27-09-2025	Near Burner 3 Igniter gas line manual isolation valve before strainer (I/V Flange/Bonnet)	334	"	Flange	0	0	0	0	0	0
335	27-09-2025	Boiler # 4 GB TV-4A (C/V Gland)	335	4 Inch	Valve	0	0	0	0	0	0
336	27-09-2025	Boiler # 4 GB TV-4A (C/V U/S Flange)	336	"	Flange	0	0	0	0	0	0
337	27-09-2025	Boiler # 4 GB TV-4A (C/V D/S Flange)	337	"	Flange	0	0	0	0	0	0
338	27-09-2025	Boiler # 4 GB TV-4A (C/V Flange/Bonnet)	338	"	Flange	0	0	0	0	0	0
339	27-09-2025	Boiler # 4 GB TV-4B (C/V Gland)	339	"	Valve	0	0	0	0	0	0
340	27-09-2025	Boiler # 4 GB TV-4B (C/V U/S Flange)	340	"	Flange	0	0	0	0	0	0
341	27-09-2025	Boiler # 4 GB TV-4B (C/V D/S Flange)	341	"	Flange	0	0	0	0	0	0
342	27-09-2025	Boiler # 4 GB TV-4B (C/V Flange/Bonnet)	342	"	Flange	0	0	0	0	0	0
343	27-09-2025	Boiler # 4 GB TV-4A/B BURNER 4 Main line (I/V Gland)	343	3 Inch	Valve	0	0	0	0	0	0
344	27-09-2025	Boiler # 4 GB TV-4A/B BURNER 4 Main line (I/V U/S Flange)	344	"	Flange	0	0	0	0	0	0
345	27-09-2025	Boiler # 4 GB TV-4A/B BURNER 4 Main line (I/V D/S Flange)	345	"	Flange	0	0	0	0	0	0
346	27-09-2025	Boiler # 4 GB TV-4A/B BURNER 4 Main line (I/V Flange/Bonnet)	346	"	Flange	0	0	0	0	0	0
347	27-09-2025	Near Burner 4 Igniter gas line manual isolation valve before strainer (I/V Gland)	347	0.5 Inch	Valve	0	0	0	0	0	0
348	27-09-2025	Near Burner 4 Igniter gas line manual isolation valve before strainer (I/V Flange/Bonnet)	348	"	Flange	0	0	0	0	0	0

Sr.No.	Date	Location	Tag No.	Line Size	Component Type	Screening Value (PPM) before Repair	Emission Kg/Hr	Emission Kg/day	Screening Value (PPM) after Repair	Emission Kg/Hr	Emission Kg/day
--------	------	----------	---------	-----------	----------------	-------------------------------------	----------------	-----------------	------------------------------------	----------------	-----------------

CRU-MSQ											
1	29-09-2025	25-MP-007A Suction line (I/V Gland)	1	6 Inch	Valve	0	0	0	0	0	0
2	29-09-2025	25-MP-007A Suction line (I/V U/S Flange)	2	"	Flange	0	0	0	0	0	0
3	29-09-2025	25-MP-007A Suction line (I/V D/S Flange)	3	"	Flange	0	0	0	0	0	0
4	29-09-2025	25-MP-007A Suction line (I/V Flange/Bonnet)	4	"	Flange	0	0	0	0	0	0
5	29-09-2025	25-MP-007A Discharge line (I/V Gland)	5	3 Inch	Valve	0	0	0	0	0	0
6	29-09-2025	25-MP-007A Discharge line (I/V U/S Flange)	6	"	Flange	0	0	0	0	0	0
7	29-09-2025	25-MP-007A Discharge line (I/V D/S Flange)	7	"	Flange	0	0	0	0	0	0
8	29-09-2025	25-MP-007A Discharge line (I/V Flange/Bonnet)	8	"	Flange	0	0	0	0	0	0
9	29-09-2025	25-MP-007A Discharge line (NRV Top Flange)	9	"	Flange	0	0	0	0	0	0
10	29-09-2025	25-MP-007A Discharge line (NRV U/S Flange)	10	"	Flange	0	0	0	0	0	0
11	29-09-2025	25-MP-007A Discharge line (NRV D/S Flange)	11	"	Flange	0	0	0	0	0	0
12	29-09-2025	25-MP-007B Suction line (I/V Gland)	12	6 Inch	Valve	0	0	0	0	0	0
13	29-09-2025	25-MP-007B Suction line (I/V U/S Flange)	13	"	Flange	0	0	0	0	0	0
14	29-09-2025	25-MP-007B Suction line (I/V D/S Flange)	14	"	Flange	0	0	0	0	0	0
15	29-09-2025	25-MP-007B Suction line (I/V Flange/Bonnet)	15	"	Flange	0	0	0	0	0	0
16	29-09-2025	25-MP-007B Discharge line (I/V Gland)	16	3 Inch	Valve	8.4	0.000034	0.000817746	8.4	0.000034	0.000817746
17	29-09-2025	25-MP-007B Discharge line (I/V U/S Flange)	17	"	Flange	0	0	0	0	0	0
18	29-09-2025	25-MP-007B Discharge line (I/V D/S Flange)	18	"	Flange	0	0	0	0	0	0
19	29-09-2025	25-MP-007B Discharge line (I/V Flange/Bonnet)	19	"	Flange	0	0	0	0	0	0
20	29-09-2025	25-MP-007B Discharge line (NRV Top Flange)	20	"	Flange	0	0	0	0	0	0
21	29-09-2025	25-MP-007B Discharge line (NRV U/S Flange)	21	"	Flange	0	0	0	0	0	0
22	29-09-2025	25-MP-007B Discharge line (NRV D/S Flange)	22	"	Flange	0	0	0	0	0	0
23	29-09-2025	22-MP-02A Suction line (I/V Gland)	23	3 Inch	Valve	8.6	0.000035	0.000830193	8.6	0.000035	0.000830193
24	29-09-2025	22-MP-02A Suction line (I/V U/S Flange)	24	"	Flange	0	0	0	0	0	0
25	29-09-2025	22-MP-02A Suction line (I/V D/S Flange)	25	"	Flange	0	0	0	0	0	0
26	29-09-2025	22-MP-02A Suction line (I/V Flange/Bonnet)	26	"	Flange	0	0	0	0	0	0
27	29-09-2025	22-MP-02A Discharge line (I/V Gland)	27	3 Inch	Valve	0	0	0	0	0	0
28	29-09-2025	22-MP-02A Discharge line (I/V U/S Flange)	28	"	Flange	0	0	0	0	0	0
29	29-09-2025	22-MP-02A Discharge line (I/V D/S Flange)	29	"	Flange	0	0	0	0	0	0
30	29-09-2025	22-MP-02A Discharge line (I/V Flange/Bonnet)	30	"	Flange	0	0	0	0	0	0
31	29-09-2025	22-MP-02A Discharge line (NRV Top Flange)	31	"	Flange	0	0	0	0	0	0
32	29-09-2025	22-MP-02A Discharge line (NRV U/S Flange)	32	"	Flange	0	0	0	0	0	0
33	29-09-2025	22-MP-02A Discharge line (NRV D/S Flange)	33	"	Flange	0	0	0	0	0	0
34	29-09-2025	22-MP-02B Suction line (I/V Gland)	34	6 Inch	Valve	0	0	0	0	0	0
35	29-09-2025	22-MP-02B Suction line (I/V U/S Flange)	35	"	Flange	0	0	0	0	0	0
36	29-09-2025	22-MP-02B Suction line (I/V D/S Flange)	36	"	Flange	0	0	0	0	0	0
37	29-09-2025	22-MP-02B Suction line (I/V Flange/Bonnet)	37	"	Flange	0	0	0	0	0	0
38	29-09-2025	22-MP-02B Discharge line (I/V Gland)	38	3 Inch	Valve	0	0	0	0	0	0

Sr.No.	Date	Location	Tag No.	Line Size	Component Type	Screening Value (PPM) before Repair	Emission Kg/Hr	Emission Kg/day	Screening Value (PPM) after Repair	Emission Kg/Hr	Emission Kg/day
--------	------	----------	---------	-----------	----------------	-------------------------------------	----------------	-----------------	------------------------------------	----------------	-----------------

39	29-09-2025	22-MP-02B Discharge line (I/V U/S Flange)	39	"	Flange	0	0	0	0	0	0
40	29-09-2025	22-MP-02B Discharge line (I/V D/S Flange)	40	"	Flange	0	0	0	0	0	0
41	29-09-2025	22-MP-02B Discharge line (I/V Flange/Bonnet)	41	"	Flange	0	0	0	0	0	0
42	29-09-2025	22-MP-02B Discharge line (NRV Top Flange)	42	"	Flange	0	0	0	0	0	0
43	29-09-2025	22-MP-02B Discharge line (NRV U/S Flange)	43	"	Flange	0	0	0	0	0	0
44	29-09-2025	22-MP-02B Discharge line (NRV D/S Flange)	44	"	Flange	0	0	0	0	0	0
45	29-09-2025	25-MP-001A Suction line (I/V Gland)	45	6 Inch	Valve	0	0	0	0	0	0
46	29-09-2025	25-MP-001A Suction line (I/V U/S Flange)	46	"	Flange	0	0	0	0	0	0
47	29-09-2025	25-MP-001A Suction line (I/V D/S Flange)	47	"	Flange	0	0	0	0	0	0
48	29-09-2025	25-MP-001A Suction line (I/V Flange/Bonnet)	48	"	Flange	0	0	0	0	0	0
49	29-09-2025	25-MP-001A Discharge line (I/V Gland)	49	2 Inch	Valve	0	0	0	0	0	0
50	29-09-2025	25-MP-001A Discharge line (I/V U/S Flange)	50	"	Flange	0	0	0	0	0	0
51	29-09-2025	25-MP-001A Discharge line (I/V D/S Flange)	51	"	Flange	0	0	0	0	0	0
52	29-09-2025	25-MP-001A Discharge line (I/V Flange/Bonnet)	52	"	Flange	0	0	0	0	0	0
53	29-09-2025	25-MP-001A Discharge line (NRV Top Flange)	53	"	Flange	0	0	0	0	0	0
54	29-09-2025	25-MP-001A Discharge line (NRV U/S Flange)	54	"	Flange	0	0	0	0	0	0
55	29-09-2025	25-MP-001A Discharge line (NRV D/S Flange)	55	"	Flange	0	0	0	0	0	0
56	29-09-2025	25-MP-001B Suction line (I/V Gland)	56	6 Inch	Valve	0	0	0	0	0	0
57	29-09-2025	25-MP-001B Suction line (I/V U/S Flange)	57	"	Flange	0	0	0	0	0	0
58	29-09-2025	25-MP-001B Suction line (I/V D/S Flange)	58	"	Flange	0	0	0	0	0	0
59	29-09-2025	25-MP-001B Suction line (I/V Flange/Bonnet)	59	"	Flange	0	0	0	0	0	0
60	29-09-2025	25-MP-001B Discharge line (I/V Gland)	60	4 Inch	Valve	0	0	0	0	0	0
61	29-09-2025	25-MP-001B Discharge line (I/V U/S Flange)	61	"	Flange	0	0	0	0	0	0
62	29-09-2025	25-MP-001B Discharge line (I/V D/S Flange)	62	"	Flange	0	0	0	0	0	0
63	29-09-2025	25-MP-001B Discharge line (I/V Flange/Bonnet)	63	"	Flange	0	0	0	0	0	0
64	29-09-2025	25-MP-001B Discharge line (NRV Top Flange)	64	2 Inch	Flange	0	0	0	0	0	0
65	29-09-2025	25-MP-001B Discharge line (NRV U/S Flange)	65	"	Flange	0	0	0	0	0	0
66	29-09-2025	25-MP-001B Discharge line (NRV D/S Flange)	66	"	Flange	0	0	0	0	0	0
67	29-09-2025	25-MP-003A Suction line (I/V Gland)	67	Insulation	Valve	0	0	0	0	0	0
68	29-09-2025	25-MP-003A Discharge line (I/V Gland)	68	"	Valve	0	0	0	0	0	0
69	29-09-2025	25-MP-003B Suction line (I/V Gland)	69	Insulation	Valve	0	0	0	0	0	0
70	29-09-2025	25-MP-003B Discharge line (I/V Gland)	70	"	Valve	0	0	0	0	0	0
71	29-09-2025	25-MP-02A Suction line (I/V Gland)	71	10 Inch	Valve	0	0	0	0	0	0
72	29-09-2025	25-MP-02A Suction line (I/V U/S Flange)	72	"	Flange	0	0	0	0	0	0
73	29-09-2025	25-MP-02A Suction line (I/V D/S Flange)	73	"	Flange	0	0	0	0	0	0
74	29-09-2025	25-MP-02A Suction line (I/V Flange/Bonnet)	74	"	Flange	0	0	0	0	0	0
75	29-09-2025	25-MP-02A Discharge line (I/V Gland)	75	8 Inch	Valve	0	0	0	0	0	0
76	29-09-2025	25-MP-02A Discharge line (I/V U/S Flange)	76	"	Flange	0	0	0	0	0	0
77	29-09-2025	25-MP-02A Discharge line (I/V D/S Flange)	77	"	Flange	0	0	0	0	0	0
78	29-09-2025	25-MP-02A Discharge line (I/V Flange/Bonnet)	78	"	Flange	0	0	0	0	0	0

Sr.No.	Date	Location	Tag No.	Line Size	Component Type	Screening Value (PPM) before Repair	Emission Kg/Hr	Emission Kg/day	Screening Value (PPM) after Repair	Emission Kg/Hr	Emission Kg/day
--------	------	----------	---------	-----------	----------------	-------------------------------------	----------------	-----------------	------------------------------------	----------------	-----------------

79	29-09-2025	25-MP-02A Discharge line (NRV Top Flange)	79	"	Flange	0	0	0	0	0	0
80	29-09-2025	25-MP-02A Discharge line (NRV U/S Flange)	80	"	Flange	0	0	0	0	0	0
81	29-09-2025	25-MP-02A Discharge line (NRV D/S Flange)	81	"	Flange	0	0	0	0	0	0
82	29-09-2025	25-MP-02B Suction line (I/V Gland)	82	10 Inch	Valve	0	0	0	0	0	0
83	29-09-2025	25-MP-02B Suction line (I/V U/S Flange)	83	"	Flange	0	0	0	0	0	0
84	29-09-2025	25-MP-02B Suction line (I/V D/S Flange)	84	"	Flange	0	0	0	0	0	0
85	29-09-2025	25-MP-02B Suction line (I/V Flange/Bonnet)	85	"	Flange	0	0	0	0	0	0
86	29-09-2025	25-MP-02B Discharge line (I/V Gland)	86	8 Inch	Valve	0	0	0	0	0	0
87	29-09-2025	25-MP-02B Discharge line (I/V U/S Flange)	87	"	Flange	0	0	0	0	0	0
88	29-09-2025	25-MP-02B Discharge line (I/V D/S Flange)	88	"	Flange	0	0	0	0	0	0
89	29-09-2025	25-MP-02B Discharge line (I/V Flange/Bonnet)	89	"	Flange	0	0	0	0	0	0
90	29-09-2025	25-MP-02B Discharge line (NRV Top Flange)	90	"	Flange	0	0	0	0	0	0
91	29-09-2025	25-MP-02B Discharge line (NRV U/S Flange)	91	"	Flange	0	0	0	0	0	0
92	29-09-2025	25-MP-02B Discharge line (NRV D/S Flange)	92	"	Flange	0	0	0	0	0	0
93	29-09-2025	21-MP-02A Suction line (I/V Gland)	93	3Inch	Valve	0	0	0	0	0	0
94	29-09-2025	21-MP-02A Suction line (I/V U/S Flange)	94	"	Flange	0	0	0	0	0	0
95	29-09-2025	21-MP-02A Suction line (I/V D/S Flange)	95	"	Flange	0	0	0	0	0	0
96	29-09-2025	21-MP-02A Suction line (I/V Flange/Bonnet)	96	"	Flange	0	0	0	0	0	0
97	29-09-2025	21-MP-02A Discharge line (I/V Gland)	97	2 Inch	Valve	0	0	0	0	0	0
98	29-09-2025	21-MP-02A Discharge line (I/V U/S Flange)	98	"	Flange	0	0	0	0	0	0
99	29-09-2025	21-MP-02A Discharge line (I/V D/S Flange)	99	"	Flange	0	0	0	0	0	0
100	29-09-2025	21-MP-02A Discharge line (I/V Flange/Bonnet)	100	"	Flange	0	0	0	0	0	0
101	29-09-2025	21-MP-02A Discharge line (NRV Top Flange)	101	"	Flange	0	0	0	0	0	0
102	29-09-2025	21-MP-02A Discharge line (NRV U/S Flange)	102	"	Flange	0	0	0	0	0	0
103	29-09-2025	21-MP-02A Discharge line (NRV D/S Flange)	103	"	Flange	0	0	0	0	0	0
104	29-09-2025	21-MP-02B Suction line (I/V Gland)	104	3 Inch	Valve	0	0	0	0	0	0
105	29-09-2025	21-MP-02B Suction line (I/V U/S Flange)	105	"	Flange	0	0	0	0	0	0
106	29-09-2025	21-MP-02B Suction line (I/V D/S Flange)	106	"	Flange	0	0	0	0	0	0
107	29-09-2025	21-MP-02B Suction line (I/V Flange/Bonnet)	107	"	Flange	0	0	0	0	0	0
108	29-09-2025	21-MP-02B Discharge line (I/V Gland)	108	2 Inch	Valve	0	0	0	0	0	0
109	29-09-2025	21-MP-02B Discharge line (I/V U/S Flange)	109	"	Flange	0	0	0	0	0	0
110	29-09-2025	21-MP-02B Discharge line (I/V D/S Flange)	110	"	Flange	0	0	0	0	0	0
111	29-09-2025	21-MP-02B Discharge line (I/V Flange/Bonnet)	111	"	Flange	0	0	0	0	0	0
112	29-09-2025	21-MP-02B Discharge line (NRV Top Flange)	112	"	Flange	0	0	0	0	0	0
113	29-09-2025	21-MP-02B Discharge line (NRV U/S Flange)	113	"	Flange	0	0	0	0	0	0
114	29-09-2025	21-MP-02B Discharge line (NRV D/S Flange)	114	"	Flange	0	0	0	0	0	0
115	29-09-2025	25-MP-010A Suction line (I/V Gland)	115	Insulation	Valve	0	0	0	0	0	0
116	29-09-2025	25-MP-010A Discharge line (I/V Gland)	116	"	Valve	0	0	0	0	0	0
117	29-09-2025	25-MP-010B Suction line (I/V Gland)	117	Insulation	Valve	0	0	0	0	0	0
118	29-09-2025	25-MP-010B Discharge line (I/V Gland)	118	"	Valve	0	0	0	0	0	0

Sr.No.	Date	Location	Tag No.	Line Size	Component Type	Screening Value (PPM) before Repair	Emission Kg/Hr	Emission Kg/day	Screening Value (PPM) after Repair	Emission Kg/Hr	Emission Kg/day
--------	------	----------	---------	-----------	----------------	-------------------------------------	----------------	-----------------	------------------------------------	----------------	-----------------

119	29-09-2025	25-MP-012A Suction line (I/V Gland)	119	Insulation	Valve	0	0	0	0	0	0
120	29-09-2025	25-MP-012A Discharge line (I/V Gland)	120	"	Valve	0	0	0	0	0	0
121	29-09-2025	25-MP-012B Suction line (I/V Gland)	121	Insulation	Valve	0	0	0	0	0	0
122	29-09-2025	25-MP-012B Discharge line (I/V Gland)	122	"	Valve	0	0	0	0	0	0
123	29-09-2025	25-MP-06A Suction line (I/V Gland)	123	Insulation	Valve	0	0	0	0	0	0
124	29-09-2025	25-MP-06A Discharge line (I/V Gland)	124	"	Valve	0	0	0	0	0	0
125	29-09-2025	25-MP-06B Suction line (I/V Gland)	125	Insulation	Valve	0	0	0	0	0	0
126	29-09-2025	25-MP-06B Discharge line (I/V Gland)	126	"	Valve	0	0	0	0	0	0
127	29-09-2025	25-MP-04A Suction line (I/V Gland)	127	4 Inch	Valve	0	0	0	0	0	0
128	29-09-2025	25-MP-04A Suction line (I/V U/S Flange)	128	"	Flange	0	0	0	0	0	0
129	29-09-2025	25-MP-04A Suction line (I/V D/S Flange)	129	"	Flange	0	0	0	0	0	0
130	29-09-2025	25-MP-04A Suction line (I/V Flange/Bonnet)	130	"	Flange	0	0	0	0	0	0
131	29-09-2025	25-MP-04A Discharge line (I/V Gland)	131	3 Inch	Valve	0	0	0	0	0	0
132	29-09-2025	25-MP-04A Discharge line (I/V U/S Flange)	132	"	Flange	0	0	0	0	0	0
133	29-09-2025	25-MP-04A Discharge line (I/V D/S Flange)	133	"	Flange	0	0	0	0	0	0
134	29-09-2025	25-MP-04A Discharge line (I/V Flange/Bonnet)	134	"	Flange	0	0	0	0	0	0
135	29-09-2025	25-MP-04A Discharge line (NRV Top Flange)	135	"	Flange	0	0	0	0	0	0
136	29-09-2025	25-MP-04A Discharge line (NRV U/S Flange)	136	"	Flange	0	0	0	0	0	0
137	29-09-2025	25-MP-04A Discharge line (NRV D/S Flange)	137	"	Flange	0	0	0	0	0	0
138	29-09-2025	25-MP-04B Suction line (I/V Gland)	138	4 Inch	Valve	0	0	0	0	0	0
139	29-09-2025	25-MP-04B Suction line (I/V U/S Flange)	139	"	Flange	0	0	0	0	0	0
140	29-09-2025	25-MP-04B Suction line (I/V D/S Flange)	140	"	Flange	0	0	0	0	0	0
141	29-09-2025	25-MP-04B Suction line (I/V Flange/Bonnet)	141	"	Flange	0	0	0	0	0	0
142	29-09-2025	25-MP-04B Discharge line (I/V Gland)	142	3 Inch	Valve	0	0	0	0	0	0
143	29-09-2025	25-MP-04B Discharge line (I/V U/S Flange)	143	"	Flange	0	0	0	0	0	0
144	29-09-2025	25-MP-04B Discharge line (I/V D/S Flange)	144	"	Flange	0	0	0	0	0	0
145	29-09-2025	25-MP-04B Discharge line (I/V Flange/Bonnet)	145	"	Flange	0	0	0	0	0	0
146	29-09-2025	25-MP-04B Discharge line (NRV Top Flange)	146	"	Flange	0	0	0	0	0	0
147	29-09-2025	25-MP-04B Discharge line (NRV U/S Flange)	147	"	Flange	0	0	0	0	0	0
148	29-09-2025	25-MP-04B Discharge line (NRV D/S Flange)	148	"	Flange	0	0	0	0	0	0
149	29-09-2025	25-MP-05A Suction line (I/V Gland)	149	Insulation	Valve	0	0	0	0	0	0
150	29-09-2025	25-MP-05A Discharge line (I/V Gland)	150	"	Valve	0	0	0	0	0	0
151	29-09-2025	25-MP-05B Suction line (I/V Gland)	151	Insulation	Valve	0	0	0	0	0	0
152	29-09-2025	25-MP-05B Discharge line (I/V Gland)	152	"	Valve	0	0	0	0	0	0
153	29-09-2025	22-MP-01A Suction line (I/V Gland)	153	Insulation	Valve	0	0	0	0	0	0
154	29-09-2025	22-MP-01A Discharge line (I/V Gland)	154	"	Valve	0	0	0	0	0	0
155	29-09-2025	22-MP-01B Suction line (I/V Gland)	155	Insulation	Valve	0	0	0	0	0	0
156	29-09-2025	22-MP-01B Discharge line (I/V Gland)	156	"	Valve	0	0	0	0	0	0
157	29-09-2025	22-MP-01C Suction line (I/V Gland)	157	Insulation	Valve	0	0	0	0	0	0
158	29-09-2025	22-MP-01C Discharge line (I/V Gland)	158	"	Valve	0	0	0	0	0	0

Sr.No.	Date	Location	Tag No.	Line Size	Component Type	Screening Value (PPM) before Repair	Emission Kg/Hr	Emission Kg/day	Screening Value (PPM) after Repair	Emission Kg/Hr	Emission Kg/day
--------	------	----------	---------	-----------	----------------	-------------------------------------	----------------	-----------------	------------------------------------	----------------	-----------------

159	29-09-2025	25-P-018A Suction line (I/V Gland)	159	4Inch	Valve	0	0	0	0	0	0
160	29-09-2025	25-P-018A Suction line (I/V U/S Flange)	160	"	Flange	0	0	0	0	0	0
161	29-09-2025	25-P-018A Suction line (I/V D/S Flange)	161	"	Flange	0	0	0	0	0	0
162	29-09-2025	25-P-018A Suction line (I/V Flange/Bonnet)	162	"	Flange	0	0	0	0	0	0
163	29-09-2025	25-P-018A Discharge line (I/V Gland)	163	3 Inch	Valve	0	0	0	0	0	0
164	29-09-2025	25-P-018A Discharge line (I/V U/S Flange)	164	"	Flange	0	0	0	0	0	0
165	29-09-2025	25-P-018A Discharge line (I/V D/S Flange)	165	"	Flange	0	0	0	0	0	0
166	29-09-2025	25-P-018A Discharge line (I/V Flange/Bonnet)	166	"	Flange	0	0	0	0	0	0
167	29-09-2025	25-P-018A Discharge line (NRV Top Flange)	167	"	Flange	0	0	0	0	0	0
168	29-09-2025	25-P-018A Discharge line (NRV U/S Flange)	168	"	Flange	0	0	0	0	0	0
169	29-09-2025	25-P-018A Discharge line (NRV D/S Flange)	169	"	Flange	0	0	0	0	0	0
170	29-09-2025	25-P-018B Suction line (I/V Gland)	170	4 Inch	Valve	0	0	0	0	0	0
171	29-09-2025	25-P-018B Suction line (I/V U/S Flange)	171	"	Flange	0	0	0	0	0	0
172	29-09-2025	25-P-018B Suction line (I/V D/S Flange)	172	"	Flange	0	0	0	0	0	0
173	29-09-2025	25-P-018B Suction line (I/V Flange/Bonnet)	173	"	Flange	0	0	0	0	0	0
174	29-09-2025	25-P-018B Discharge line (I/V Gland)	174	3 Inch	Valve	0	0	0	0	0	0
175	29-09-2025	25-P-018B Discharge line (I/V U/S Flange)	175	"	Flange	0	0	0	0	0	0
176	29-09-2025	25-P-018B Discharge line (I/V D/S Flange)	176	"	Flange	0	0	0	0	0	0
177	29-09-2025	25-P-018B Discharge line (I/V Flange/Bonnet)	177	"	Flange	0	0	0	0	0	0
178	29-09-2025	25-P-018B Discharge line (NRV Top Flange)	178	"	Flange	0	0	0	0	0	0
179	29-09-2025	25-P-018B Discharge line (NRV U/S Flange)	179	"	Flange	0	0	0	0	0	0
180	29-09-2025	25-P-018B Discharge line (NRV D/S Flange)	180	"	Flange	0	0	0	0	0	0
181	29-09-2025	25-P-09A Suction line (I/V Gland)	181	8 Inch	Valve	0	0	0	0	0	0
182	29-09-2025	25-P-09A Suction line (I/V U/S Flange)	182	"	Flange	0	0	0	0	0	0
183	29-09-2025	25-P-09A Suction line (I/V D/S Flange)	183	"	Flange	0	0	0	0	0	0
184	29-09-2025	25-P-09A Suction line (I/V Flange/Bonnet)	184	"	Flange	0	0	0	0	0	0
185	29-09-2025	25-P-09A Discharge line (I/V Gland)	185	6 Inch	Valve	0	0	0	0	0	0
186	29-09-2025	25-P-09A Discharge line (I/V U/S Flange)	186	"	Flange	0	0	0	0	0	0
187	29-09-2025	25-P-09A Discharge line (I/V D/S Flange)	187	"	Flange	0	0	0	0	0	0
188	29-09-2025	25-P-09A Discharge line (I/V Flange/Bonnet)	188	"	Flange	0	0	0	0	0	0
189	29-09-2025	25-P-09A Discharge line (NRV Top Flange)	189	"	Flange	0	0	0	0	0	0
190	29-09-2025	25-P-09A Discharge line (NRV U/S Flange)	190	"	Flange	0	0	0	0	0	0
191	29-09-2025	25-P-09A Discharge line (NRV D/S Flange)	191	"	Flange	0	0	0	0	0	0
192	29-09-2025	25-P-09B Suction line (I/V Gland)	192	8 Inch	Valve	0	0	0	0	0	0
193	29-09-2025	25-P-09B Suction line (I/V U/S Flange)	193	"	Flange	0	0	0	0	0	0
194	29-09-2025	25-P-09B Suction line (I/V D/S Flange)	194	"	Flange	0	0	0	0	0	0
195	29-09-2025	25-P-09B Suction line (I/V Flange/Bonnet)	195	"	Flange	0	0	0	0	0	0
196	29-09-2025	25-P-09B Discharge line (I/V Gland)	196	6 Inch	Valve	0	0	0	0	0	0
197	29-09-2025	25-P-09B Discharge line (I/V U/S Flange)	197	"	Flange	0	0	0	0	0	0
198	29-09-2025	25-P-09B Discharge line (I/V D/S Flange)	198	"	Flange	0	0	0	0	0	0

Sr.No.	Date	Location	Tag No.	Line Size	Component Type	Screening Value (PPM) before Repair	Emission Kg/Hr	Emission Kg/day	Screening Value (PPM) after Repair	Emission Kg/Hr	Emission Kg/day
--------	------	----------	---------	-----------	----------------	-------------------------------------	----------------	-----------------	------------------------------------	----------------	-----------------

199	29-09-2025	25-P-09B Discharge line (I/V Flange/Bonnet)	199	"	Flange	0	0	0	0	0	0
200	29-09-2025	25-P-09B Discharge line (NRV Top Flange)	200	"	Flange	0	0	0	0	0	0
201	29-09-2025	25-P-09B Discharge line (NRV U/S Flange)	201	"	Flange	0	0	0	0	0	0
202	29-09-2025	25-P-09B Discharge line (NRV D/S Flange)	202	"	Flange	0	0	0	0	0	0
203	29-09-2025	25-P-014A Suction line (I/V Gland)	203	Insulation	Valve	0	0	0	0	0	0
204	29-09-2025	25-P-014A Discharge line (I/V Gland)	204	6 Inch	Valve	0	0	0	0	0	0
205	29-09-2025	25-P-014A Discharge line (I/V U/S Flange)	205	"	Flange	0	0	0	0	0	0
206	29-09-2025	25-P-014A Discharge line (I/V D/S Flange)	206	"	Flange	0	0	0	0	0	0
207	29-09-2025	25-P-014A Discharge line (I/V Flange/Bonnet)	207	"	Flange	0	0	0	0	0	0
208	29-09-2025	25-P-014A Discharge line (NRV Top Flange)	208	"	Flange	0	0	0	0	0	0
209	29-09-2025	25-P-014A Discharge line (NRV U/S Flange)	209	"	Flange	0	0	0	0	0	0
210	29-09-2025	25-P-014A Discharge line (NRV D/S Flange)	210	"	Flange	0	0	0	0	0	0
211	29-09-2025	25-P-014B Suction line (I/V Gland)	211	Insulation	Valve	0	0	0	0	0	0
212	29-09-2025	25-P-014B Discharge line (I/V Gland)	212	6 Inch	Valve	0	0	0	0	0	0
213	29-09-2025	25-P-014B Discharge line (I/V U/S Flange)	213	"	Flange	0	0	0	0	0	0
214	29-09-2025	25-P-014B Discharge line (I/V D/S Flange)	214	"	Flange	0	0	0	0	0	0
215	29-09-2025	25-P-014A Discharge line (I/V Flange/Bonnet)	215	"	Flange	0	0	0	0	0	0
216	29-09-2025	25-P-014B Discharge line (NRV Top Flange)	216	"	Flange	0	0	0	0	0	0
217	29-09-2025	25-P-014B Discharge line (NRV U/S Flange)	217	"	Flange	0	0	0	0	0	0
218	29-09-2025	25-P-014B Discharge line (NRV D/S Flange)	218	"	Flange	0	0	0	0	0	0
219	29-09-2025	25-P-015A Suction line (I/V Gland)	219	3 Inch	Valve	0	0	0	0	0	0
220	29-09-2025	25-P-015A Suction line (I/V U/S Flange)	220	"	Flange	0	0	0	0	0	0
221	29-09-2025	25-P-015A Suction line (I/V D/S Flange)	221	"	Flange	0	0	0	0	0	0
222	29-09-2025	25-P-015A Suction line (I/V Flange/Bonnet)	222	"	Flange	0	0	0	0	0	0
223	29-09-2025	25-P-015B Suction line (I/V Gland)	223	Insulation	Valve	0	0	0	0	0	0
224	29-09-2025	25-P-015B Discharge line (I/V Gland)	224	"	Valve	0	0	0	0	0	0
225	29-09-2025	25-MP-08A Suction line (I/V Gland)	225	Insulation	Valve	0	0	0	0	0	0
226	29-09-2025	25-MP-08A Discharge line (I/V Gland)	226	"	Valve	0	0	0	0	0	0
227	29-09-2025	25-MP-08B Suction line (I/V Gland)	227	Insulation	Valve	67	0.000129	0.003101495	67	0.000129	0.003101495
228	29-09-2025	25-MP-08B Discharge line (I/V Gland)	228	"	Valve	0	0	0	0	0	0
229	29-09-2025	25-MP-017A Suction line (I/V Gland)	229	Insulation	Valve	0	0	0	0	0	0
230	29-09-2025	25-MP-017A Discharge line (I/V Gland)	230	"	Valve	0	0	0	0	0	0
231	29-09-2025	25-MP-017B Suction line (I/V Gland)	231	Insulation	Valve	31.6	0.000080	0.001914389	31.6	0.000080	0.001914389
232	29-09-2025	25-MP-017B Discharge line (I/V Gland)	232	"	Valve	14.4	0.000048	0.001155845	14.4	0.000048	0.001155845
233	29-09-2025	25-MP-021A Suction line (I/V Gland)	233	Insulation	Valve	0	0	0	0	0	0
234	29-09-2025	25-MP-021A Discharge line (I/V Gland)	234	"	Valve	0	0	0	0	0	0
235	29-09-2025	25-MP-021B Suction line (I/V Gland)	235	Insulation	Valve	0	0	0	0	0	0
236	29-09-2025	25-MP-021B Discharge line (I/V Gland)	236	"	Valve	14.7	0.000049	0.001171248	14.7	0.000049	0.001171248

Sr.No.	Date	Location	Tag No.	Line Size	Component Type	Screening Value (PPM) before Repair	Emission Kg/Hr	Emission Kg/day	Screening Value (PPM) after Repair	Emission Kg/Hr	Emission Kg/day
--------	------	----------	---------	-----------	----------------	-------------------------------------	----------------	-----------------	------------------------------------	----------------	-----------------

237	29-09-2025	25-MP-016A Suction line (I/V Gland)	237	Insulation	Valve	0	0	0	0	0	0
238	29-09-2025	25-MP-016A Discharge line (I/V Gland)	238	"	Valve	0	0	0	0	0	0
239	29-09-2025	25-MP-016B Suction line (I/V Gland)	239	Insulation	Valve	0	0	0	0	0	0
240	29-09-2025	25-MP-016B Discharge line (I/V Gland)	240	"	Valve	46	0.000102	0.002436248	46	0.000102	0.002436248
241	29-09-2025	21-MP-011C Suction line (I/V Gland)	241	4 Inch	Valve	0	0	0	0	0	0
242	29-09-2025	21-MP-011C Suction line (I/V U/S Flange)	242	"	Flange	0	0	0	0	0	0
243	29-09-2025	21-MP-011C Suction line (I/V D/S Flange)	243	"	Flange	0	0	0	0	0	0
244	29-09-2025	21-MP-011C Suction line (I/V Flange/Bonnet)	244	"	Flange	0	0	0	0	0	0
245	29-09-2025	21-MP-011C Discharge line (I/V Gland)	245	3 Inch	Valve	0	0	0	0	0	0
246	29-09-2025	21-MP-011C Discharge line (I/V U/S Flange)	246	"	Flange	0	0	0	0	0	0
247	29-09-2025	21-MP-011C Discharge line (I/V D/S Flange)	247	"	Flange	0	0	0	0	0	0
248	29-09-2025	21-MP-011C Discharge line (I/V Flange/Bonnet)	248	"	Flange	0	0	0	0	0	0
249	29-09-2025	21-MP-011C Discharge line (NRV Top Flange)	249	"	Flange	0	0	0	0	0	0
250	29-09-2025	21-MP-011C Discharge line (NRV U/S Flange)	250	"	Flange	0	0	0	0	0	0
251	29-09-2025	21-MP-011C Discharge line (NRV D/S Flange)	251	"	Flange	0	0	0	0	0	0
252	29-09-2025	21-MP-011B Suction line (I/V Gland)	252	4 Inch	Valve	0	0	0	0	0	0
253	29-09-2025	21-MP-011B Suction line (I/V U/S Flange)	253	"	Flange	0	0	0	0	0	0
254	29-09-2025	21-MP-011B Suction line (I/V D/S Flange)	254	"	Flange	0	0	0	0	0	0
255	29-09-2025	21-MP-011B Suction line (I/V Flange/Bonnet)	255	"	Flange	0	0	0	0	0	0
256	29-09-2025	21-MP-011B Discharge line (I/V Gland)	256	3 Inch	Valve	0	0	0	0	0	0
257	29-09-2025	21-MP-011B Discharge line (I/V U/S Flange)	257	"	Flange	0	0	0	0	0	0
258	29-09-2025	21-MP-011B Discharge line (I/V D/S Flange)	258	"	Flange	0	0	0	0	0	0
259	29-09-2025	21-MP-011B Discharge line (I/V Flange/Bonnet)	259	"	Flange	0	0	0	0	0	0
260	29-09-2025	21-MP-011B Discharge line (NRV Top Flange)	260	"	Flange	0	0	0	0	0	0
261	29-09-2025	21-MP-011B Discharge line (NRV U/S Flange)	261	"	Flange	0	0	0	0	0	0
262	29-09-2025	21-MP-011B Discharge line (NRV D/S Flange)	262	"	Flange	0	0	0	0	0	0
263	29-09-2025	21-MP-011A Suction line (I/V Gland)	263	4 Inch	Valve	0	0	0	0	0	0
264	29-09-2025	21-MP-011A Suction line (I/V U/S Flange)	264	"	Flange	0	0	0	0	0	0
265	29-09-2025	21-MP-011A Suction line (I/V D/S Flange)	265	"	Flange	0	0	0	0	0	0
266	29-09-2025	21-MP-011A Suction line (I/V Flange/Bonnet)	266	"	Flange	0	0	0	0	0	0
267	29-09-2025	21-MP-011A Discharge line (I/V Gland)	267	3 Inch	Valve	0	0	0	0	0	0
268	29-09-2025	21-MP-011A Discharge line (I/V U/S Flange)	268	"	Flange	0	0	0	0	0	0
269	29-09-2025	21-MP-011A Discharge line (I/V D/S Flange)	269	"	Flange	0	0	0	0	0	0
270	29-09-2025	21-MP-011A Discharge line (I/V Flange/Bonnet)	270	"	Flange	0	0	0	0	0	0
271	29-09-2025	21-MP-011A Discharge line (NRV Top Flange)	271	"	Flange	0	0	0	0	0	0
272	29-09-2025	21-MP-011A Discharge line (NRV U/S Flange)	272	"	Flange	0	0	0	0	0	0
273	29-09-2025	21-MP-011A Discharge line (NRV D/S Flange)	273	"	Flange	0	0	0	0	0	0
274	29-09-2025	25-MP-020A Suction line (I/V Gland)	274	Insulation	Valve	0	0	0	0	0	0
275	29-09-2025	25-MP-020A Discharge line (I/V Gland)	275	"	Valve	0	0	0	0	0	0

Sr.No.	Date	Location	Tag No.	Line Size	Component Type	Screening Value (PPM) before Repair	Emission Kg/Hr	Emission Kg/day	Screening Value (PPM) after Repair	Emission Kg/Hr	Emission Kg/day
--------	------	----------	---------	-----------	----------------	-------------------------------------	----------------	-----------------	------------------------------------	----------------	-----------------

276	29-09-2025	25-MP-020B Suction line (I/V Gland)	276	Insulation	Valve	0	0	0	0	0	0
277	29-09-2025	25-MP-020B Discharge line (I/V Gland)	277	"	Valve	0	0	0	0	0	0
278	29-09-2025	25-P-013A Suction line (I/V Gland)	278	8 Inch	Valve	16.5	0.000053	0.001261408	16.5	0.000053	0.001261408
279	29-09-2025	25-P-013A Suction line (I/V U/S Flange)	279	"	Flange	0	0	0	0	0	0
280	29-09-2025	25-P-013A Suction line (I/V D/S Flange)	280	"	Flange	0	0	0	0	0	0
281	29-09-2025	25-P-013A Suction line (I/V Flange/Bonnet)	281	"	Flange	0	0	0	0	0	0
282	29-09-2025	25-P-013A Discharge line (I/V Gland)	282	4 Inch	Valve	0	0	0	0	0	0
283	29-09-2025	25-P-013A Discharge line (I/V U/S Flange)	283	"	Flange	0	0	0	0	0	0
284	29-09-2025	25-P-013A Discharge line (I/V D/S Flange)	284	"	Flange	0	0	0	0	0	0
285	29-09-2025	25-P-013A Discharge line (I/V Flange/Bonnet)	285	"	Flange	0	0	0	0	0	0
286	29-09-2025	25-P-013A Discharge line (NRV Top Flange)	286	"	Flange	0	0	0	0	0	0
287	29-09-2025	25-P-013A Discharge line (NRV U/S Flange)	287	"	Flange	0	0	0	0	0	0
288	29-09-2025	25-P-013A Discharge line (NRV D/S Flange)	288	"	Flange	0	0	0	0	0	0
289	29-09-2025	25-P-013B Suction line (I/V Gland)	289	8 Inch	Valve	156.2	0.000223	0.005340406	156.2	0.000223	0.005340406
290	29-09-2025	25-P-013B Suction line (I/V U/S Flange)	290	"	Flange	0	0	0	0	0	0
291	29-09-2025	25-P-013B Suction line (I/V D/S Flange)	291	"	Flange	0	0	0	0	0	0
292	29-09-2025	25-P-013B Suction line (I/V Flange/Bonnet)	292	"	Flange	0	0	0	0	0	0
293	29-09-2025	25-P-013B Discharge line (I/V Gland)	293	4 Inch	Valve	0	0	0	0	0	0
294	29-09-2025	25-P-013B Discharge line (I/V U/S Flange)	294	"	Flange	0	0	0	0	0	0
295	29-09-2025	25-P-013B Discharge line (I/V D/S Flange)	295	"	Flange	0	0	0	0	0	0
296	29-09-2025	25-P-013B Discharge line (I/V Flange/Bonnet)	296	"	Flange	0	0	0	0	0	0
297	29-09-2025	25-P-013B Discharge line (NRV Top Flange)	297	"	Flange	0	0	0	0	0	0
298	29-09-2025	25-P-013B Discharge line (NRV U/S Flange)	298	"	Flange	0	0	0	0	0	0
299	29-09-2025	25-P-013B Discharge line (NRV D/S Flange)	299	"	Flange	0	0	0	0	0	0
300	29-09-2025	25-P-011A Suction line (I/V Gland)	300	4 Inch	Valve	0	0	0	0	0	0
301	29-09-2025	25-P-011A Suction line (I/V U/S Flange)	301	"	Flange	0	0	0	0	0	0
302	29-09-2025	25-P-011A Suction line (I/V D/S Flange)	302	"	Flange	0	0	0	0	0	0
303	29-09-2025	25-P-011A Suction line (I/V Flange/Bonnet)	303	"	Flange	0	0	0	0	0	0
304	29-09-2025	25-P-011A Discharge line (I/V Gland)	304	4 Inch	Valve	66.9	0.000129	0.003098522	66.9	0.000129	0.003098522
305	29-09-2025	25-P-011A Discharge line (I/V U/S Flange)	305	"	Flange	0	0	0	0	0	0
306	29-09-2025	25-P-011A Discharge line (I/V D/S Flange)	306	"	Flange	0	0	0	0	0	0
307	29-09-2025	25-P-011A Discharge line (I/V Flange/Bonnet)	307	"	Flange	0	0	0	0	0	0
308	29-09-2025	25-P-011A Discharge line (NRV Top Flange)	308	"	Flange	0	0	0	0	0	0
309	29-09-2025	25-P-011A Discharge line (NRV U/S Flange)	309	"	Flange	0	0	0	0	0	0
310	29-09-2025	25-P-011A Discharge line (NRV D/S Flange)	310	"	Flange	0	0	0	0	0	0
311	29-09-2025	25-P-011B Suction line (I/V Gland)	311	8 Inch	Valve	0	0	0	0	0	0
312	29-09-2025	25-P-011B Suction line (I/V U/S Flange)	312	"	Flange	0	0	0	0	0	0
313	29-09-2025	25-P-011B Suction line (I/V D/S Flange)	313	"	Flange	0	0	0	0	0	0
314	29-09-2025	25-P-011B Suction line (I/V Flange/Bonnet)	314	"	Flange	0	0	0	0	0	0

Sr.No.	Date	Location	Tag No.	Line Size	Component Type	Screening Value (PPM) before Repair	Emission Kg/Hr	Emission Kg/day	Screening Value (PPM) after Repair	Emission Kg/Hr	Emission Kg/day
--------	------	----------	---------	-----------	----------------	-------------------------------------	----------------	-----------------	------------------------------------	----------------	-----------------

315	29-09-2025	25-P-011B Discharge line (I/V Gland)	315	4 Inch	Valve	0	0	0	0	0	0
316	29-09-2025	25-P-011B Discharge line (I/V U/S Flange)	316	"	Flange	0	0	0	0	0	0
317	29-09-2025	25-P-011B Discharge line (I/V D/S Flange)	317	"	Flange	0	0	0	0	0	0
318	29-09-2025	25-P-011B Discharge line (I/V Flange/Bonnet)	318	"	Flange	0	0	0	0	0	0
319	29-09-2025	25-P-011B Discharge line (NRV Top Flange)	319	"	Flange	0	0	0	0	0	0
320	29-09-2025	25-P-011B Discharge line (NRV U/S Flange)	320	"	Flange	0	0	0	0	0	0
321	29-09-2025	25-P-011B Discharge line (NRV D/S Flange)	321	"	Flange	0	0	0	0	0	0
322	29-09-2025	22-LV-404 (C/V Gland)	322	1.5 Inch	Valve	0	0	0	0	0	0
323	29-09-2025	22-LV-404 (C/V U/S Flange)	323	"	Flange	0	0	0	0	0	0
324	29-09-2025	22-LV-404 (C/V D/S Flange)	324	"	Flange	0	0	0	0	0	0
325	29-09-2025	22-LV-404 (C/V Flange/Bonnet)	325	"	Flange	0	0	0	0	0	0
326	29-09-2025	22-LV-404 U/S line (I/V Gland)	326	2 Inch	Valve	0	0	0	0	0	0
327	29-09-2025	22-LV-404 U/S line (I/V U/S Flange)	327	"	Flange	0	0	0	0	0	0
328	29-09-2025	22-LV-404 U/S line (I/V D/S Flange)	328	"	Flange	0	0	0	0	0	0
329	29-09-2025	22-LV-404 U/S line (I/V Flange/Bonnet)	329	"	Flange	0	0	0	0	0	0
330	29-09-2025	22-LV-404 D/S line (I/V Gland)	330	"	Valve	0	0	0	0	0	0
331	29-09-2025	22-LV-404 D/S line (I/V U/S Flange)	331	"	Flange	0	0	0	0	0	0
332	29-09-2025	22-LV-404 D/S line (I/V D/S Flange)	332	"	Flange	0	0	0	0	0	0
333	29-09-2025	22-LV-404 D/S line (I/V Flange/Bonnet)	333	"	Flange	0	0	0	0	0	0
334	29-09-2025	22-LV-404 Bypass line (I/V Gland)	334	"	Valve	0	0	0	0	0	0
335	29-09-2025	22-LV-404 Bypass line (I/V U/S Flange)	335	"	Flange	0	0	0	0	0	0
336	29-09-2025	22-LV-404 Bypass line (I/V D/S Flange)	336	"	Flange	0	0	0	0	0	0
337	29-09-2025	22-LV-404 Bypass line (I/V Flange/Bonnet)	337	"	Flange	0	0	0	0	0	0
338	29-09-2025	22-LV-404 22-E-10 Bypass line (I/V Gland)	338	"	Valve	0	0	0	0	0	0
339	29-09-2025	22-LV-404 22-E-10 Bypass line (I/V U/S Flange)	339	"	Flange	0	0	0	0	0	0
340	29-09-2025	22-LV-404 22-E-10 Bypass line (I/V D/S Flange)	340	"	Flange	0	0	0	0	0	0
341	29-09-2025	22-LV-404 22-E-10 Bypass line (I/V Flange/Bonnet)	341	"	Flange	0	0	0	0	0	0
342	29-09-2025	22-LV-404 LR To LOWRON line (I/V Gland)	342	"	Valve	0	0	0	0	0	0
343	29-09-2025	22-LV-404 LR To LOWRON line (I/V U/S Flange)	343	"	Flange	0	0	0	0	0	0
344	29-09-2025	22-LV-404 LR To LOWRON line (I/V D/S Flange)	344	"	Flange	0	0	0	0	0	0
345	29-09-2025	22-LV-404 LR To LOWRON line (I/V Flange/Bonnet)	345	"	Flange	0	0	0	0	0	0
346	29-09-2025	22-LV-404 LR To Tank line (I/V Gland)	346	"	Valve	0	0	0	0	0	0
347	29-09-2025	22-LV-404 LR To Tank line (I/V Flange/Bonnet)	347	"	Flange	0	0	0	0	0	0
348	29-09-2025	22-LV-404 LR To Tank line (End Flange)	348	"	Flange	0	0	0	0	0	0
349	29-09-2025	22-LV-404 LR To Tank line (C/V Gland)	349	"	Valve	0	0	0	0	0	0
350	29-09-2025	22-PV-103A (C/V Gland)	350	1 Inch	Valve	348	0.000372	0.00893151	348	0.000372	0.00893151
351	29-09-2025	22-PV-103A (C/V U/S Flange)	351	"	Flange	0	0	0	0	0	0
352	29-09-2025	22-PV-103A (C/V D/S Flange)	352	"	Flange	0	0	0	0	0	0
353	29-09-2025	22-PV-103A (C/V Flange/Bonnet)	353	"	Flange	0	0	0	0	0	0
354	29-09-2025	22-PV-103A U/S line (I/V Gland)	354	"	Valve	0	0	0	0	0	0

Sr.No.	Date	Location	Tag No.	Line Size	Component Type	Screening Value (PPM) before Repair	Emission Kg/Hr	Emission Kg/day	Screening Value (PPM) after Repair	Emission Kg/Hr	Emission Kg/day
--------	------	----------	---------	-----------	----------------	-------------------------------------	----------------	-----------------	------------------------------------	----------------	-----------------

355	29-09-2025	22-PV-103A U/S line (I/V U/S Flange)	355	1.5 Inch	Flange	0	0	0	0	0	0
356	29-09-2025	22-PV-103A U/S line (I/V D/S Flange)	356	"	Flange	0	0	0	0	0	0
357	29-09-2025	22-PV-103A U/S line (I/V Flange/Bonnet)	357	"	Flange	0	0	0	0	0	0
358	29-09-2025	22-PV-103A D/S line (I/V Gland)	358	"	Valve	142.6	0.000210	0.005037044	142.6	0.000210	0.005037044
359	29-09-2025	22-PV-103A D/S line (I/V U/S Flange)	359	"	Flange	0	0	0	0	0	0
360	29-09-2025	22-PV-103A D/S line (I/V D/S Flange)	360	"	Flange	0	0	0	0	0	0
361	29-09-2025	22-PV-103A D/S line (I/V Flange/Bonnet)	361	"	Flange	0	0	0	0	0	0
362	29-09-2025	22-PV-103A Bypass line (I/V Gland)	362	Insulation	Valve	0	0	0	0	0	0
363	29-09-2025	22-PV-103A Drain line (I/V Gland)	363	0.5 Inch	Valve	0	0	0	0	0	0
364	29-09-2025	22-PV-103A Drain line (I/V Flange/Bonnet)	364	"	Flange	0	0	0	0	0	0
365	29-09-2025	22-PV-103A Drain line (End Flange)	365	"	Flange	0	0	0	0	0	0
366	29-09-2025	22-PV-103B (C/V Gland)	366	1.5 Inch	Valve	0	0	0	0	0	0
367	29-09-2025	22-PV-103B (C/V U/S Flange)	367	"	Flange	0	0	0	0	0	0
368	29-09-2025	22-PV-103B (C/V D/S Flange)	368	"	Flange	0	0	0	0	0	0
369	29-09-2025	22-PV-103B (C/V Flange/Bonnet)	369	"	Flange	0	0	0	0	0	0
370	29-09-2025	22-PV-103B U/S line (I/V Gland)	370	3 Inch	Valve	0	0	0	0	0	0
371	29-09-2025	22-PV-103B U/S line (I/V U/S Flange)	371	"	Flange	0	0	0	0	0	0
372	29-09-2025	22-PV-103B U/S line (I/V D/S Flange)	372	"	Flange	0	0	0	0	0	0
373	29-09-2025	22-PV-103B U/S line (I/V Flange/Bonnet)	373	"	Flange	0	0	0	0	0	0
374	29-09-2025	22-PV-103B D/S line (I/V Gland)	374	4 Inch	Valve	0	0	0	0	0	0
375	29-09-2025	22-PV-103B D/S line (I/V U/S Flange)	375	"	Flange	0	0	0	0	0	0
376	29-09-2025	22-PV-103B D/S line (I/V D/S Flange)	376	"	Flange	0	0	0	0	0	0
377	29-09-2025	22-PV-103A D/S line (I/V Flange/Bonnet)	377	"	Flange	0	0	0	0	0	0
378	29-09-2025	22-PV-103B Bypass line (I/V Gland)	378	3 Inch	Valve	0	0	0	0	0	0
379	29-09-2025	22-PV-103B Bypass line (I/V U/S Flange)	379	"	Flange	0	0	0	0	0	0
380	29-09-2025	22-PV-103B Bypass line (I/V D/S Flange)	380	"	Flange	0	0	0	0	0	0
381	29-09-2025	22-PV-103B Bypass line (I/V Flange/Bonnet)	381	"	Flange	0	0	0	0	0	0
382	29-09-2025	22-PV-103B Drain line (I/V Gland)	382	0.5 Inch	Valve	0	0	0	0	0	0
383	29-09-2025	22-PV-103B Drain line (I/V Flange/Bonnet)	383	"	Flange	0	0	0	0	0	0
384	29-09-2025	22-PV-103B Drain line (End Flange)	384	"	Flange	0	0	0	0	0	0
385	29-09-2025	25-PV-2610 (C/V Gland)	385	Insulation	Valve	0	0	0	0	0	0
386	29-09-2025	25-PV-2610 U/S line (I/V Gland)	386	"	Valve	0	0	0	0	0	0
387	29-09-2025	25-PV-2610 D/S line (I/V Gland)	387	"	Valve	0	0	0	0	0	0
388	29-09-2025	25-PV-2610 Bypass line (I/V Gland)	388	"	Valve	0	0	0	0	0	0
389	29-09-2025	25-PV-2610 Drain line (I/V Gland)	389	0.5 Inch	Valve	0	0	0	0	0	0
390	29-09-2025	25-PV-2610 Drain line (I/V Flange/Bonnet)	390	"	Flange	0	0	0	0	0	0
391	29-09-2025	25-PV-2610 Drain line (End Flange)	391	"	Flange	0	0	0	0	0	0
392	29-09-2025	21-SOV-203 (C/V Gland)	392	1.5 Inch	Valve	0	0	0	0	0	0
393	29-09-2025	21-SOV-203 (C/V U/S Flange)	393	"	Flange	0	0	0	0	0	0

Sr.No.	Date	Location	Tag No.	Line Size	Component Type	Screening Value (PPM) before Repair	Emission Kg/Hr	Emission Kg/day	Screening Value (PPM) after Repair	Emission Kg/Hr	Emission Kg/day
--------	------	----------	---------	-----------	----------------	-------------------------------------	----------------	-----------------	------------------------------------	----------------	-----------------

394	29-09-2025	21-SOV-203 (C/V D/S Flange)	394	"	Flange	0	0	0	0	0	0
395	29-09-2025	21-SOV-203 (C/V Flange/Bonnet)	395	"	Flange	0	0	0	0	0	0
396	29-09-2025	21-SOV-203 U/S line (I/V Gland)	396	"	Valve	0	0	0	0	0	0
397	29-09-2025	21-SOV-203 U/S line (I/V Flange/Bonnet)	397	"	Flange	0	0	0	0	0	0
398	29-09-2025	21-SOV-203 D/S line (I/V Gland)	398	3 Inch	Valve	0	0	0	0	0	0
399	29-09-2025	21-SOV-203 D/S line (I/V U/S Flange)	399	"	Flange	0	0	0	0	0	0
400	29-09-2025	21-SOV-203 D/S line (I/V D/S Flange)	400	"	Flange	0	0	0	0	0	0
401	29-09-2025	21-SOV-203 D/S line (I/V Flange/Bonnet)	401	"	Flange	0	0	0	0	0	0
402	29-09-2025	21-SOV-203 Drain line (I/V Gland)	402	0.5 Inch	Valve	0	0	0	0	0	0
403	29-09-2025	21-SOV-203 Drain line (I/V Flange/Bonnet)	403	"	Flange	0	0	0	0	0	0
404	29-09-2025	21-SOV-203 Drain line (End Flange)	404	"	Flange	0	0	0	0	0	0
405	29-09-2025	21-SOV-201 (C/V Gland)	405	2 Inch	Valve	0	0	0	0	0	0
406	29-09-2025	21-SOV-201 (C/V U/S Flange)	406	"	Flange	0	0	0	0	0	0
407	29-09-2025	21-SOV-201 (C/V D/S Flange)	407	"	Flange	0	0	0	0	0	0
408	29-09-2025	21-SOV-201 (C/V Flange/Bonnet)	408	"	Flange	0	0	0	0	0	0
409	29-09-2025	21-SOV-201 U/S line (I/V Gland)	409	"	Valve	0	0	0	0	0	0
410	29-09-2025	21-SOV-201 U/S line (I/V U/S Flange)	410	"	Flange	0	0	0	0	0	0
411	29-09-2025	21-SOV-201 U/S line (I/V D/S Flange)	411	"	Flange	0	0	0	0	0	0
412	29-09-2025	21-SOV-201 U/S line (I/V Flange/Bonnet)	412	"	Flange	0	0	0	0	0	0
413	29-09-2025	21-SOV-201 D/S line (I/V Gland)	413	"	Valve	0	0	0	0	0	0
414	29-09-2025	21-SOV-201 D/S line (I/V U/S Flange)	414	"	Flange	0	0	0	0	0	0
415	29-09-2025	21-SOV-201 D/S line (I/V D/S Flange)	415	"	Flange	0	0	0	0	0	0
416	29-09-2025	21-SOV-201 D/S line (I/V Flange/Bonnet)	416	"	Flange	0	0	0	0	0	0
417	29-09-2025	21-SOV-201 Bypass line (I/V Gland)	417	"	Valve	0	0	0	0	0	0
418	29-09-2025	21-SOV-201 Bypass line (I/V Flange/Bonnet)	418	"	Flange	0	0	0	0	0	0
419	29-09-2025	21-SOV-201 Drain line (I/V Gland)	419	0.5 Inch	Valve	0	0	0	0	0	0
420	29-09-2025	21-SOV-201 Drain line (I/V Flange/Bonnet)	420	"	Flange	0	0	0	0	0	0
421	29-09-2025	21-SOV-201 Drain line (End Flange)	421	"	Flange	0	0	0	0	0	0
422	29-09-2025	21-SOV-201 PRETREATER BYPASS line (I/V Gland)	422	3 Inch	Valve	0	0	0	0	0	0
423	29-09-2025	21-SOV-201 PRETREATER BYPASS line (I/V U/S Flange)	423	"	Flange	0	0	0	0	0	0
424	29-09-2025	21-SOV-201 PRETREATER BYPASS line (I/V D/S Flange)	424	"	Flange	0	0	0	0	0	0
425	29-09-2025	21-SOV-201 PRETREATER BYPASS line (I/V Flange/Bonnet)	425	"	Flange	0	0	0	0	0	0
426	29-09-2025	21-LV-306 (C/V Gland)	426	3 Inch	Valve	0	0	0	0	0	0
427	29-09-2025	21-LV-306 (C/V U/S Flange)	427	"	Flange	0	0	0	0	0	0
428	29-09-2025	21-LV-306 (C/V D/S Flange)	428	"	Flange	0	0	0	0	0	0
429	29-09-2025	21-LV-306 (C/V Flange/Bonnet)	429	"	Flange	0	0	0	0	0	0
430	29-09-2025	21-LV-306 U/S line (I/V Gland)	430	"	Valve	0	0	0	0	0	0
431	29-09-2025	21-LV-306 U/S line (I/V U/S Flange)	431	"	Flange	0	0	0	0	0	0
432	29-09-2025	21-LV-306 U/S line (I/V D/S Flange)	432	"	Flange	0	0	0	0	0	0
433	29-09-2025	21-LV-306 U/S line (I/V Flange/Bonnet)	433	"	Flange	0	0	0	0	0	0

Sr.No.	Date	Location	Tag No.	Line Size	Component Type	Screening Value (PPM) before Repair	Emission Kg/Hr	Emission Kg/day	Screening Value (PPM) after Repair	Emission Kg/Hr	Emission Kg/day
--------	------	----------	---------	-----------	----------------	-------------------------------------	----------------	-----------------	------------------------------------	----------------	-----------------

434	29-09-2025	21-LV-306 D/S line (I/V Gland)	434	"	Valve	0	0	0	0	0	0
435	29-09-2025	21-LV-306 D/S line (I/V U/S Flange)	435	"	Flange	0	0	0	0	0	0
436	29-09-2025	21-LV-306 D/S line (I/V D/S Flange)	436	"	Flange	0	0	0	0	0	0
437	29-09-2025	21-LV-306 D/S line (I/V Flange/Bonnet)	437	"	Flange	0	0	0	0	0	0
438	29-09-2025	21-LV-306 Bypass line (I/V Gland)	438	"	Valve	0	0	0	0	0	0
439	29-09-2025	21-LV-306 Bypass line (I/V U/S Flange)	439	"	Flange	0	0	0	0	0	0
440	29-09-2025	21-LV-306 Bypass line (I/V D/S Flange)	440	"	Flange	0	0	0	0	0	0
441	29-09-2025	21-LV-306 Bypass line (I/V Flange/Bonnet)	441	"	Flange	0	0	0	0	0	0
442	29-09-2025	21-LV-306 Drain line (I/V Gland)	442	0.5 Inch	Valve	0	0	0	0	0	0
443	29-09-2025	21-LV-306 Drain line (I/V Flange/Bonnet)	443	"	Flange	0	0	0	0	0	0
444	29-09-2025	21-LV-306 Drain line (End Flange)	444	"	Flange	0	0	0	0	0	0
445	29-09-2025	25-FV-2502 (C/V Gland)	445	Insulation	Valve	15.8	0.000051	0.001226786	15.8	0.000051	0.001226786
446	29-09-2025	25-FV-2502 U/S line (I/V Gland)	446	"	Valve	395	0.000404	0.009688273	395	0.000404	0.009688273
447	29-09-2025	25-FV-2502 D/S line (I/V Gland)	447	"	Valve	0	0	0	0	0	0
448	29-09-2025	25-FV-2502 Bypass line (I/V Gland)	448	"	Valve	0	0	0	0	0	0
449	29-09-2025	25-LV-1102 (C/V Gland)	449	3 Inch	Valve	0	0	0	0	0	0
450	29-09-2025	25-LV-1102 (C/V U/S Flange)	450	"	Flange	0	0	0	0	0	0
451	29-09-2025	25-LV-1102 (C/V D/S Flange)	451	"	Flange	0	0	0	0	0	0
452	29-09-2025	25-LV-1102 (C/V Flange/Bonnet)	452	"	Flange	0	0	0	0	0	0
453	29-09-2025	25-LV-1102 U/S line (I/V Gland)	453	4 Inch	Valve	0	0	0	0	0	0
454	29-09-2025	25-LV-1102 U/S line (I/V U/S Flange)	454	"	Flange	0	0	0	0	0	0
455	29-09-2025	25-LV-1102 U/S line (I/V D/S Flange)	455	"	Flange	0	0	0	0	0	0
456	29-09-2025	25-LV-1102 U/S line (I/V Flange/Bonnet)	456	"	Flange	0	0	0	0	0	0
457	29-09-2025	25-LV-1102 D/S line (I/V Gland)	457	"	Valve	0	0	0	0	0	0
458	29-09-2025	25-LV-1102 D/S line (I/V U/S Flange)	458	"	Flange	0	0	0	0	0	0
459	29-09-2025	25-LV-1102 D/S line (I/V D/S Flange)	459	"	Flange	0	0	0	0	0	0
460	29-09-2025	25-LV-1102 D/S line (I/V Flange/Bonnet)	460	"	Flange	0	0	0	0	0	0
461	29-09-2025	25-LV-1102 Bypass line (I/V Gland)	461	3 Inch	Valve	0	0	0	0	0	0
462	29-09-2025	25-LV-1102 Bypass line (I/V U/S Flange)	462	"	Flange	0	0	0	0	0	0
463	29-09-2025	25-LV-1102 Bypass line (I/V D/S Flange)	463	"	Flange	0	0	0	0	0	0
464	29-09-2025	25-LV-1102 Bypass line (I/V Flange/Bonnet)	464	"	Flange	0	0	0	0	0	0
465	29-09-2025	25-LV-1102 U/S drain (I/V Gland)	465	0.5 Inch	Valve	0	0	0	0	0	0
466	29-09-2025	25-LV-1102 U/S drain (I/V Flange/Bonnet)	466	"	Flange	0	0	0	0	0	0
467	29-09-2025	25-LV-1102 U/S drain (End Flange)	467	"	Flange	0	0	0	0	0	0
468	29-09-2025	25-LV-1102 U/S drain (I/V Gland)	468	"	Valve	0	0	0	0	0	0
469	29-09-2025	25-LV-1102 U/S drain (I/V Flange/Bonnet)	469	"	Flange	0	0	0	0	0	0
470	29-09-2025	25-LV-1102 U/S drain (End Flange)	470	"	Flange	0	0	0	0	0	0
471	29-09-2025	25-FT-1101 (M.F.M U/S Flange)	471	4 Inch	Flange	0	0	0	0	0	0
472	29-09-2025	25-FT-1101 (M.F.M D/S Flange)	472	"	Flange	0	0	0	0	0	0

Sr.No.	Date	Location	Tag No.	Line Size	Component Type	Screening Value (PPM) before Repair	Emission Kg/Hr	Emission Kg/day	Screening Value (PPM) after Repair	Emission Kg/Hr	Emission Kg/day
--------	------	----------	---------	-----------	----------------	-------------------------------------	----------------	-----------------	------------------------------------	----------------	-----------------

473	29-09-2025	25-FT-1101 U/S line (I/V Gland)	473	"	Valve	35	0.000085	0.002044197	35	0.000085	0.002044197
474	29-09-2025	25-FT-1101 U/S line (I/V U/S Flange)	474	"	Flange	0	0	0	0	0	0
475	29-09-2025	25-FT-1101 U/S line (I/V D/S Flange)	475	"	Flange	0	0	0	0	0	0
476	29-09-2025	25-FT-1101 U/S line (I/V Flange/Bonnet)	476	"	Flange	0	0	0	0	0	0
477	29-09-2025	25-FT-1101 D/S line (I/V Gland)	477	"	Valve	12.8	0.000045	0.001071667	12.8	0.000045	0.001071667
478	29-09-2025	25-FT-1101 D/S line (I/V U/S Flange)	478	"	Flange	0	0	0	0	0	0
479	29-09-2025	25-FT-1101 D/S line (I/V D/S Flange)	479	"	Flange	0	0	0	0	0	0
480	29-09-2025	25-FT-1101 D/S line (I/V Flange/Bonnet)	480	"	Flange	0	0	0	0	0	0
481	29-09-2025	25-FT-1101 Bypass line (I/V Gland)	481	"	Valve	0	0	0	0	0	0
482	29-09-2025	25-FT-1101 Bypass line (I/V U/S Flange)	482	"	Flange	0	0	0	0	0	0
483	29-09-2025	25-FT-1101 Bypass line (I/V D/S Flange)	483	"	Flange	0	0	0	0	0	0
484	29-09-2025	25-FT-1101 Bypass line (I/V Flange/Bonnet)	484	"	Flange	0	0	0	0	0	0
485	29-09-2025	25-FV-1102 (C/V Gland)	485	3 Inch	Valve	0	0	0	0	0	0
486	29-09-2025	25-FV-1102 (C/V U/S Flange)	486	"	Flange	0	0	0	0	0	0
487	29-09-2025	25-FV-1102 (C/V D/S Flange)	487	"	Flange	0	0	0	0	0	0
488	29-09-2025	25-FV-1102 (C/V Flange/Bonnet)	488	"	Flange	0	0	0	0	0	0
489	29-09-2025	25-FV-1102 U/S line (I/V Gland)	489	4 Inch	Valve	0	0	0	0	0	0
490	29-09-2025	25-FV-1102 U/S line (I/V U/S Flange)	490	"	Flange	0	0	0	0	0	0
491	29-09-2025	25-FV-1102 U/S line (I/V D/S Flange)	491	"	Flange	0	0	0	0	0	0
492	29-09-2025	25-FV-1102 U/S line (I/V Flange/Bonnet)	492	"	Flange	0	0	0	0	0	0
493	29-09-2025	25-FV-1102 D/S line (I/V Gland)	493	"	Valve	0	0	0	0	0	0
494	29-09-2025	25-FV-1102 D/S line (I/V U/S Flange)	494	"	Flange	0	0	0	0	0	0
495	29-09-2025	25-FV-1102 D/S line (I/V D/S Flange)	495	"	Flange	0	0	0	0	0	0
496	29-09-2025	25-FV-1102 D/S line (I/V Flange/Bonnet)	496	"	Flange	0	0	0	0	0	0
497	29-09-2025	25-FV-1102 Bypass line (I/V Gland)	497	3 Inch	Valve	0	0	0	0	0	0
498	29-09-2025	25-FV-1102 Bypass line (I/V U/S Flange)	498	"	Flange	0	0	0	0	0	0
499	29-09-2025	25-FV-1102 Bypass line (I/V D/S Flange)	499	"	Flange	0	0	0	0	0	0
500	29-09-2025	25-FV-1102 Bypass line (I/V Flange/Bonnet)	500	"	Flange	0	0	0	0	0	0
501	29-09-2025	25-FV-1102 U/S drain (I/V Gland)	501	0.5 Inch	Valve	0	0	0	0	0	0
502	29-09-2025	25-FV-1102 U/S drain (I/V Flange/Bonnet)	502	"	Flange	0	0	0	0	0	0
503	29-09-2025	25-FV-1102 U/S drain (End Flange)	503	"	Flange	0	0	0	0	0	0
504	29-09-2025	25-FV-1102 U/S drain (I/V Gland)	504	"	Valve	0	0	0	0	0	0
505	29-09-2025	25-FV-1102 U/S drain (I/V Flange/Bonnet)	505	"	Flange	0	0	0	0	0	0
506	29-09-2025	25-FV-1102 U/S drain (End Flange)	506	"	Flange	0	0	0	0	0	0
507	29-09-2025	25-LV-1106 (C/V Gland)	507	2 Inch	Valve	0	0	0	0	0	0
508	29-09-2025	25-LV-1106 (C/V U/S Flange)	508	"	Flange	0	0	0	0	0	0
509	29-09-2025	25-LV-1106 (C/V D/S Flange)	509	"	Flange	0	0	0	0	0	0
510	29-09-2025	25-LV-1106 (C/V Flange/Bonnet)	510	"	Flange	0	0	0	0	0	0
511	29-09-2025	25-LV-1106 U/S line (I/V Gland)	511	"	Valve	0	0	0	0	0	0

Sr.No.	Date	Location	Tag No.	Line Size	Component Type	Screening Value (PPM) before Repair	Emission Kg/Hr	Emission Kg/day	Screening Value (PPM) after Repair	Emission Kg/Hr	Emission Kg/day
--------	------	----------	---------	-----------	----------------	-------------------------------------	----------------	-----------------	------------------------------------	----------------	-----------------

512	29-09-2025	25-LV-1106 U/S line (I/V U/S Flange)	512	"	Flange	0	0	0	0	0	0
513	29-09-2025	25-LV-1106 U/S line (I/V D/S Flange)	513	"	Flange	0	0	0	0	0	0
514	29-09-2025	25-LV-1106 U/S line (I/V Flange/Bonnet)	514	"	Flange	0	0	0	0	0	0
515	29-09-2025	25-LV-1106 D/S line (I/V Gland)	515	"	Valve	0	0	0	0	0	0
516	29-09-2025	25-LV-1106 D/S line (I/V U/S Flange)	516	"	Flange	0	0	0	0	0	0
517	29-09-2025	25-LV-1106 D/S line (I/V D/S Flange)	517	"	Flange	0	0	0	0	0	0
518	29-09-2025	25-LV-1106 D/S line (I/V Flange/Bonnet)	518	"	Flange	0	0	0	0	0	0
519	29-09-2025	25-LV-1106 D/S line 2nd (I/V Gland)	519	"	Valve	0	0	0	0	0	0
520	29-09-2025	25-LV-1106 D/S line 2nd (I/V U/S Flange)	520	"	Flange	0	0	0	0	0	0
521	29-09-2025	25-LV-1106 D/S line 2nd (I/V D/S Flange)	521	"	Flange	0	0	0	0	0	0
522	29-09-2025	25-LV-1106 D/S line 2nd (I/V Flange/Bonnet)	522	"	Flange	0	0	0	0	0	0
523	29-09-2025	25-LV-1106 FSD Drain TO CBD Upper (I/V Gland)	523	3 Inch	Valve	0	0	0	0	0	0
524	29-09-2025	25-LV-1106 FSD Drain TO CBD Upper (I/V U/S Flange)	524	"	Flange	0	0	0	0	0	0
525	29-09-2025	25-LV-1106 FSD Drain TO CBD Upper (I/V D/S Flange)	525	"	Flange	0	0	0	0	0	0
526	29-09-2025	25-LV-1106 FSD Drain TO CBD Upper (I/V Flange/Bonnet)	526	"	Flange	0	0	0	0	0	0
527	29-09-2025	25-LV-1106 FSD Drain TO CBD Lower (I/V Gland)	527	"	Valve	0	0	0	0	0	0
528	29-09-2025	25-LV-1106 FSD Drain TO CBD Lower (I/V U/S Flange)	528	"	Flange	0	0	0	0	0	0
529	29-09-2025	25-LV-1106 FSD Drain TO CBD Lower (I/V D/S Flange)	529	"	Flange	0	0	0	0	0	0
530	29-09-2025	25-LV-1106 FSD Drain TO CBD Lower (I/V Flange/Bonnet)	530	"	Flange	0	0	0	0	0	0
531	29-09-2025	25-LV-1106 Bypass line (I/V Gland)	531	2 Inch	Valve	0	0	0	0	0	0
532	29-09-2025	25-LV-1106 Bypass line (I/V U/S Flange)	532	"	Flange	0	0	0	0	0	0
533	29-09-2025	25-LV-1106 Bypass line (I/V D/S Flange)	533	"	Flange	0	0	0	0	0	0
534	29-09-2025	25-LV-1106 Bypass line (I/V Flange/Bonnet)	534	"	Flange	0	0	0	0	0	0
535	30-09-2025	25-FV-1303 (C/V Gland)	535	2 Inch	Valve	0	0	0	0	0	0
536	30-09-2025	25-FV-1303 (C/V U/S Flange)	536	"	Flange	0	0	0	0	0	0
537	30-09-2025	25-FV-1303 (C/V D/S Flange)	537	"	Flange	0	0	0	0	0	0
538	30-09-2025	25-FV-1303 (C/V Flange/Bonnet)	538	"	Flange	0	0	0	0	0	0
539	30-09-2025	25-FV-1303 U/S line (I/V Gland)	539	4 Inch	Valve	0	0	0	0	0	0
540	30-09-2025	25-FV-1303 U/S line (I/V U/S Flange)	540	"	Flange	0	0	0	0	0	0
541	30-09-2025	25-FV-1303 U/S line (I/V D/S Flange)	541	"	Flange	0	0	0	0	0	0
542	30-09-2025	25-FV-1303 U/S line (I/V Flange/Bonnet)	542	"	Flange	0	0	0	0	0	0
543	30-09-2025	25-FV-1303 D/S line (I/V Gland)	543	"	Valve	0	0	0	0	0	0
544	30-09-2025	25-FV-1303 D/S line (I/V U/S Flange)	544	"	Flange	0	0	0	0	0	0
545	30-09-2025	25-FV-1303 D/S line (I/V D/S Flange)	545	"	Flange	0	0	0	0	0	0
546	30-09-2025	25-FV-1303 D/S line (I/V Flange/Bonnet)	546	"	Flange	0	0	0	0	0	0
547	30-09-2025	25-FV-1303 Bypass line (I/V Gland)	547	2 Inch	Valve	0	0	0	0	0	0
548	30-09-2025	25-FV-1303 Bypass line (I/V U/S Flange)	548	"	Flange	0	0	0	0	0	0
549	30-09-2025	25-FV-1303 Bypass line (I/V D/S Flange)	549	"	Flange	0	0	0	0	0	0
550	30-09-2025	25-FV-1303 Bypass line (I/V Flange/Bonnet)	550	"	Flange	0	0	0	0	0	0
551	30-09-2025	25-FV-1303 To Light SRN To DIP COLUMN Lower (I/V Gland)	551	4 Inch	Valve	0	0	0	0	0	0

Sr.No.	Date	Location	Tag No.	Line Size	Component Type	Screening Value (PPM) before Repair	Emission Kg/Hr	Emission Kg/day	Screening Value (PPM) after Repair	Emission Kg/Hr	Emission Kg/day
--------	------	----------	---------	-----------	----------------	-------------------------------------	----------------	-----------------	------------------------------------	----------------	-----------------

552	30-09-2025	25-FV-1303 To Light SRN To DIP COLUMN Lower (I/V U/S Flange)	552	"	Flange	0	0	0	0	0	0
553	30-09-2025	25-FV-1303 To Light SRN To DIP COLUMN Lower (I/V D/S Flange)	553	"	Flange	0	0	0	0	0	0
554	30-09-2025	25-FV-1303 To Light SRN To DIP COLUMN Lower (I/V Flange/Bonnet)	554	"	Flange	0	0	0	0	0	0
555	30-09-2025	25-FV-1303 To Light SRN To DIP COLUMN Upper (I/V Gland)	555	"	Valve	0	0	0	0	0	0
556	30-09-2025	25-FV-1303 To Light SRN To DIP COLUMN Upper (I/V U/S Flange)	556	"	Flange	0	0	0	0	0	0
557	30-09-2025	25-FV-1303 To Light SRN To DIP COLUMN Upper (I/V D/S Flange)	557	"	Flange	0	0	0	0	0	0
558	30-09-2025	25-FV-1303 To Light SRN To DIP COLUMN Upper (I/V Flange/Bonnet)	558	"	Flange	0	0	0	0	0	0
559	30-09-2025	25-FV-1303 To Light SRN To DIP COLUMN drain line (I/V Gland)	559	"	Valve	0	0	0	0	0	0
560	30-09-2025	25-FV-1303 To Light SRN To DIP COLUMN drain line (I/V Flange/Bonnet)	560	"	Flange	0	0	0	0	0	0
561	30-09-2025	25-FV-1303 To Light SRN To DIP COLUMN drain line (End Flange)	561	"	Flange	0	0	0	0	0	0
562	30-09-2025	25-FV-1303 To DIP Bypass To FSD Line Upper (I/V Gland)	562	4 Inch	Valve	0	0	0	0	0	0
563	30-09-2025	25-FV-1303 To DIP Bypass To FSD Line Upper (I/V U/S Flange)	563	"	Flange	0	0	0	0	0	0
564	30-09-2025	25-FV-1303 To DIP Bypass To FSD Line Upper (I/V D/S Flange)	564	"	Flange	0	0	0	0	0	0
565	30-09-2025	25-FV-1303 To DIP Bypass To FSD Line Upper (I/V Flange/Bonnet)	565	"	Flange	0	0	0	0	0	0
566	30-09-2025	25-FV-1303 To DIP Bypass To FSD Line Lower (I/V Gland)	566	"	Valve	0	0	0	0	0	0
567	30-09-2025	25-FV-1303 To DIP Bypass To FSD Line Lower (I/V U/S Flange)	567	"	Flange	0	0	0	0	0	0
568	30-09-2025	25-FV-1303 To DIP Bypass To FSD Line Lower (I/V D/S Flange)	568	"	Flange	0	0	0	0	0	0
569	30-09-2025	25-FV-1303 To DIP Bypass To FSD Line Lower (I/V Flange/Bonnet)	569	"	Flange	0	0	0	0	0	0
570	30-09-2025	25-FV-1303 To Start Up line To FSD line Lower (I/V Gland)	570	"	Valve	0	0	0	0	0	0
571	30-09-2025	25-FV-1303 To Start Up line To FSD line Lower (I/V U/S Flange)	571	"	Flange	0	0	0	0	0	0
572	30-09-2025	25-FV-1303 To Start Up line To FSD line Lower (I/V D/S Flange)	572	"	Flange	0	0	0	0	0	0
573	30-09-2025	25-FV-1303 To Start Up line To FSD line Lower (I/V Flange/Bonnet)	573	"	Flange	0	0	0	0	0	0
574	30-09-2025	25-FV-1303 To Start Up line To FSD line Upper (I/V Gland)	574	"	Valve	0	0	0	0	0	0
575	30-09-2025	25-FV-1303 To Start Up line To FSD line Upper (I/V U/S Flange)	575	"	Flange	0	0	0	0	0	0
576	30-09-2025	25-FV-1303 To Start Up line To FSD line Upper (I/V D/S Flange)	576	"	Flange	0	0	0	0	0	0
577	30-09-2025	25-FV-1303 To Start Up line To FSD line Upper (I/V Flange/Bonnet)	577	"	Flange	0	0	0	0	0	0
578	30-09-2025	25-FV-1303 To Start Up line To FSD drain line (I/V Gland)	578	0.5 Inch	Valve	0	0	0	0	0	0
579	30-09-2025	25-FV-1303 To Start Up line To FSD drain line (I/V Flange/Bonnet)	579	4 Inch	Flange	0	0	0	0	0	0
580	30-09-2025	25-FV-1303 To Start Up line To FSD drain line (End Flange)	580	"	Flange	0	0	0	0	0	0
581	30-09-2025	25-FV-1303 To Light SRN For MS BLENDING line (I/V Gland)	581	"	Valve	0	0	0	0	0	0
582	30-09-2025	25-FV-1303 To Light SRN For MS BLENDING line (I/V U/S Flange)	582	"	Flange	0	0	0	0	0	0
583	30-09-2025	25-FV-1303 To Light SRN For MS BLENDING line (I/V D/S Flange)	583	"	Flange	0	0	0	0	0	0
584	30-09-2025	25-FV-1303 To Light SRN For MS BLENDING line (I/V Flange/Bonnet)	584	"	Flange	0	0	0	0	0	0
585	30-09-2025	25-FV-1502 (C/V Gland)	585	1.5 Inch	Valve	0	0	0	0	0	0
586	30-09-2025	25-FV-1502 (C/V U/S Flange)	586	"	Flange	0	0	0	0	0	0
587	30-09-2025	25-FV-1502 (C/V D/S Flange)	587	"	Flange	0	0	0	0	0	0
588	30-09-2025	25-FV-1502 (C/V Flange/Bonnet)	588	"	Flange	0	0	0	0	0	0
589	30-09-2025	25-FV-1502 U/S line (I/V Gland)	589	"	Valve	0	0	0	0	0	0
590	30-09-2025	25-FV-1502 U/S line (I/V Flange/Bonnet)	590	"	Flange	0	0	0	0	0	0

Sr.No.	Date	Location	Tag No.	Line Size	Component Type	Screening Value (PPM) before Repair	Emission Kg/Hr	Emission Kg/day	Screening Value (PPM) after Repair	Emission Kg/Hr	Emission Kg/day
--------	------	----------	---------	-----------	----------------	-------------------------------------	----------------	-----------------	------------------------------------	----------------	-----------------

591	30-09-2025	25-FV-1502 D/S line (I/V Gland)	591	"	Valve	0	0	0	0	0	0
592	30-09-2025	25-FV-1502 D/S line (I/V Flange/Bonnet)	592	"	Flange	0	0	0	0	0	0
593	30-09-2025	25-FV-1502 Bypass line (I/V Gland)	593	"	Valve	0	0	0	0	0	0
594	30-09-2025	25-FV-1502 Bypass line (I/V U/S Flange)	594	"	Flange	0	0	0	0	0	0
595	30-09-2025	25-FV-1502 Bypass line (I/V D/S Flange)	595	"	Flange	0	0	0	0	0	0
596	30-09-2025	25-FV-1502 Bypass line (I/V Flange/Bonnet)	596	"	Flange	0	0	0	0	0	0
597	30-09-2025	25-FV-1502 U/S drain (I/V Gland)	597	0.5 Inch	Valve	0	0	0	0	0	0
598	30-09-2025	25-FV-1502 U/S drain (I/V Flange/Bonnet)	598	"	Flange	0	0	0	0	0	0
599	30-09-2025	25-FV-1502 U/S drain (End Flange)	599	"	Flange	0	0	0	0	0	0
600	30-09-2025	25-FV-1502 D/S drain (I/V Gland)	600	"	Valve	0	0	0	0	0	0
601	30-09-2025	25-FV-1502 D/S drain (I/V Flange/Bonnet)	601	"	Flange	0	0	0	0	0	0
602	30-09-2025	25-FV-1502 D/S drain (End Flange)	602	"	Flange	0	0	0	0	0	0
603	30-09-2025	25-FV-1502 LIGHT CN FOR CN MS BLENDING line (I/V Gland)	603	1.5 Inch	Valve	0	0	0	0	0	0
604	30-09-2025	25-FV-1502 LIGHT CN FOR CN MS BLENDING line (I/V Flange/Bonnet)	604	"	Flange	0	0	0	0	0	0
605	30-09-2025	25-SOV-1501 (C/V Gland)	605	1.5 Inch	Valve	0	0	0	0	0	0
606	30-09-2025	25-SOV-1501 (C/V U/S Flange)	606	"	Flange	0	0	0	0	0	0
607	30-09-2025	25-SOV-1501 (C/V D/S Flange)	607	"	Flange	0	0	0	0	0	0
608	30-09-2025	25-FV-1103 (C/V Gland)	608	2 Inch	Valve	0	0	0	0	0	0
609	30-09-2025	25-FV-1103 (C/V U/S Flange)	609	"	Flange	0	0	0	0	0	0
610	30-09-2025	25-FV-1103 (C/V D/S Flange)	610	"	Flange	0	0	0	0	0	0
611	30-09-2025	25-FV-1103 (C/V Flange/Bonnet)	611	"	Flange	0	0	0	0	0	0
612	30-09-2025	25-FV-1103 U/S line (I/V Gland)	612	"	Valve	0	0	0	0	0	0
613	30-09-2025	25-FV-1103 U/S line (I/V U/S Flange)	613	"	Flange	0	0	0	0	0	0
614	30-09-2025	25-FV-1103 U/S line (I/V D/S Flange)	614	"	Flange	0	0	0	0	0	0
615	30-09-2025	25-FV-1103 U/S line (I/V Flange/Bonnet)	615	"	Flange	0	0	0	0	0	0
616	30-09-2025	25-FV-1103 D/S line (I/V Gland)	616	"	Valve	0	0	0	0	0	0
617	30-09-2025	25-FV-1103 D/S line (I/V U/S Flange)	617	"	Flange	0	0	0	0	0	0
618	30-09-2025	25-FV-1103 D/S line (I/V D/S Flange)	618	"	Flange	0	0	0	0	0	0
619	30-09-2025	25-FV-1103 D/S line (I/V Flange/Bonnet)	619	"	Flange	0	0	0	0	0	0
620	30-09-2025	25-FV-1103 U/S drain (I/V Gland)	620	0.5 Inch	Valve	0	0	0	0	0	0
621	30-09-2025	25-FV-1103 U/S drain (I/V Flange/Bonnet)	621	"	Flange	0	0	0	0	0	0
622	30-09-2025	25-FV-1103 U/S drain (End Flange)	622	"	Flange	0	0	0	0	0	0
623	30-09-2025	25-FV-1103 D/S drain (I/V Gland)	623	"	Valve	0	0	0	0	0	0
624	30-09-2025	25-FV-1103 D/S drain (I/V Flange/Bonnet)	624	"	Flange	0	0	0	0	0	0
625	30-09-2025	25-FV-1103 D/S drain (End Flange)	625	"	Flange	0	0	0	0	0	0
626	30-09-2025	25-FV-1103 To HVY SRN For MS BLENDING line (I/V Gland)	626	2 Inch	Valve	0	0	0	0	0	0
627	30-09-2025	25-FV-1103 To HVY SRN For MS BLENDING line (I/V U/S Flange)	627	"	Flange	0	0	0	0	0	0
628	30-09-2025	25-FV-1103 To HVY SRN For MS BLENDING line (I/V D/S Flange)	628	"	Flange	0	0	0	0	0	0
629	30-09-2025	25-FV-1103 To HVY SRN For MS BLENDING line (I/V Flange/Bonnet)	629	"	Flange	0	0	0	0	0	0
630	30-09-2025	25-FV-1103 To HVY SRN To FSD line Upper (I/V Gland)	630	"	Valve	0	0	0	0	0	0

Sr.No.	Date	Location	Tag No.	Line Size	Component Type	Screening Value (PPM) before Repair	Emission Kg/Hr	Emission Kg/day	Screening Value (PPM) after Repair	Emission Kg/Hr	Emission Kg/day
--------	------	----------	---------	-----------	----------------	-------------------------------------	----------------	-----------------	------------------------------------	----------------	-----------------

631	30-09-2025	25-FV-1103 To HVY SRN To FSD line Upper (I/V U/S Flange)	631	"	Flange	0	0	0	0	0	0
632	30-09-2025	25-FV-1103 To HVY SRN To FSD line Upper (I/V D/S Flange)	632	"	Flange	0	0	0	0	0	0
633	30-09-2025	25-FV-1103 To HVY SRN To FSD line Upper (I/V Flange/Bonnet)	633	"	Flange	0	0	0	0	0	0
634	30-09-2025	25-FV-1103 To HVY SRN To FSD line Lower (I/V Gland)	634	"	Valve	0	0	0	0	0	0
635	30-09-2025	25-FV-1103 To HVY SRN To FSD line Lower (I/V U/S Flange)	635	"	Flange	0	0	0	0	0	0
636	30-09-2025	25-FV-1103 To HVY SRN To FSD line Lower (I/V D/S Flange)	636	"	Flange	0	0	0	0	0	0
637	30-09-2025	25-FV-1103 To HVY SRN To FSD line Lower (I/V Flange/Bonnet)	637	"	Flange	0	0	0	0	0	0
638	30-09-2025	25-FV-1103 To HVY SRN To LOWRON Tank line 1st (I/V Gland)	638	2 Inch	Valve	0	0	0	0	0	0
639	30-09-2025	25-FV-1103 To HVY SRN To LOWRON Tank line 1st (I/V U/S Flange)	639	"	Flange	0	0	0	0	0	0
640	30-09-2025	25-FV-1103 To HVY SRN To LOWRON Tank line 1st (I/V D/S Flange)	640	"	Flange	0	0	0	0	0	0
641	30-09-2025	25-FV-1103 To HVY SRN To LOWRON Tank line 1st (I/V Flange/Bonnet)	641	"	Flange	0	0	0	0	0	0
642	30-09-2025	25-FV-1103 To HVY SRN To LOWRON Tank line 2nd (I/V Gland)	642	"	Valve	0	0	0	0	0	0
643	30-09-2025	25-FV-1103 To HVY SRN To LOWRON Tank line 2nd (I/V U/S Flange)	643	"	Flange	0	0	0	0	0	0
644	30-09-2025	25-FV-1103 To HVY SRN To LOWRON Tank line 2nd (I/V D/S Flange)	644	"	Flange	0	0	0	0	0	0
645	30-09-2025	25-FV-1103 To HVY SRN To LOWRON Tank line 2nd (I/V Flange/Bonnet)	645	"	Flange	0	0	0	0	0	0
646	30-09-2025	25-FV-1103 Drain line (I/V Gland)	646	0.5 Inch	Valve	0	0	0	0	0	0
647	30-09-2025	25-FV-1103 Drain line (I/V Flange/Bonnet)	647	"	Flange	0	0	0	0	0	0
648	30-09-2025	25-FV-1103 Drain line (End Flange)	648	"	Flange	0	0	0	0	0	0
649	30-09-2025	25-LV-1402 (C/V Gland)	649	1.5 Inch	Valve	183	0.000246	0.005911866	183	0.000246	0.005911866
650	30-09-2025	25-LV-1402 (C/V U/S Flange)	650	"	Flange	0	0	0	0	0	0
651	30-09-2025	25-LV-1402 (C/V D/S Flange)	651	"	Flange	0	0	0	0	0	0
652	30-09-2025	25-LV-1402 (C/V Flange/Bonnet)	652	"	Flange	0	0	0	0	0	0
653	30-09-2025	25-LV-1402 U/S line (I/V Gland)	653	3 Inch	Valve	0	0	0	0	0	0
654	30-09-2025	25-LV-1402 U/S line (I/V U/S Flange)	654	"	Flange	0	0	0	0	0	0
655	30-09-2025	25-LV-1402 U/S line (I/V D/S Flange)	655	"	Flange	0	0	0	0	0	0
656	30-09-2025	25-LV-1402 U/S line (I/V Flange/Bonnet)	656	"	Flange	0	0	0	0	0	0
657	30-09-2025	25-LV-1402 D/S line (I/V Gland)	657	"	Valve	0	0	0	0	0	0
658	30-09-2025	25-LV-1402 D/S line (I/V U/S Flange)	658	"	Flange	0	0	0	0	0	0
659	30-09-2025	25-LV-1402 D/S line (I/V D/S Flange)	659	"	Flange	0	0	0	0	0	0
660	30-09-2025	25-LV-1402 D/S line (I/V Flange/Bonnet)	660	"	Flange	0	0	0	0	0	0
661	30-09-2025	25-LV-1402 Bypass line (I/V Gland)	661	"	Valve	0	0	0	0	0	0
662	30-09-2025	25-LV-1402 Bypass line (I/V Flange/Bonnet)	662	"	Flange	0	0	0	0	0	0
663	30-09-2025	25-LV-1402 U/S Drain (I/V Gland)	663	0.5 Inch	Valve	0	0	0	0	0	0
664	30-09-2025	25-LV-1402 U/S Drain (I/V Flange/Bonnet)	664	"	Flange	0	0	0	0	0	0
665	30-09-2025	25-LV-1402 U/S Drain (End Flange)	665	"	Flange	0	0	0	0	0	0
666	30-09-2025	25-LV-1402 D/S Drain (I/V Gland)	666	"	Valve	0	0	0	0	0	0
667	30-09-2025	25-LV-1402 D/S Drain (I/V Flange/Bonnet)	667	"	Flange	0	0	0	0	0	0

Sr.No.	Date	Location	Tag No.	Line Size	Component Type	Screening Value (PPM) before Repair	Emission Kg/Hr	Emission Kg/day	Screening Value (PPM) after Repair	Emission Kg/Hr	Emission Kg/day
--------	------	----------	---------	-----------	----------------	-------------------------------------	----------------	-----------------	------------------------------------	----------------	-----------------

668	30-09-2025	25-LV-1402 D/S Drain (End Flange)	668	"	Flange	0	0	0	0	0	0
669	30-09-2025	25-SOV-1402 (C/V Gland)	669	3 Inch	Valve	0	0	0	0	0	0
670	30-09-2025	25-SOV-1402 (C/V U/S Flange)	670	"	Flange	0	0	0	0	0	0
671	30-09-2025	25-SOV-1402 (C/V D/S Flange)	671	"	Flange	0	0	0	0	0	0
672	30-09-2025	25-SOV-1402 (C/V Flange/Bonnet)	672	"	Flange	0	0	0	0	0	0
673	30-09-2025	25-FV-1203 (C/V Gland)	673	3 Inch	Valve	0	0	0	0	0	0
674	30-09-2025	25-FV-1203 (C/V U/S Flange)	674	"	Flange	0	0	0	0	0	0
675	30-09-2025	25-FV-1203 (C/V D/S Flange)	675	"	Flange	0	0	0	0	0	0
676	30-09-2025	25-FV-1203 (C/V Flange/Bonnet)	676	"	Flange	0	0	0	0	0	0
677	30-09-2025	25-FV-1203 U/S line (I/V Gland)	677	4 Inch	Valve	15.2	0.000050	0.001196671	15.2	0.000050	0.001196671
678	30-09-2025	25-FV-1203 U/S line (I/V U/S Flange)	678	"	Flange	0	0	0	0	0	0
679	30-09-2025	25-FV-1203 U/S line (I/V D/S Flange)	679	"	Flange	0	0	0	0	0	0
680	30-09-2025	25-FV-1203 U/S line (I/V Flange/Bonnet)	680	"	Flange	0	0	0	0	0	0
681	30-09-2025	25-FV-1203 D/S line (I/V Gland)	681	"	Valve	1370	0.000897	0.021528096	1370	0.000897	0.021528096
682	30-09-2025	25-FV-1203 D/S line (I/V U/S Flange)	682	"	Flange	0	0	0	0	0	0
683	30-09-2025	25-FV-1203 D/S line (I/V D/S Flange)	683	"	Flange	0	0	0	0	0	0
684	30-09-2025	25-FV-1203 D/S line (I/V Flange/Bonnet)	684	"	Flange	0	0	0	0	0	0
685	30-09-2025	25-FV-1203 D/S drain (I/V Gland)	685	0.5 Inch	Valve	0	0	0	0	0	0
686	30-09-2025	25-FV-1203 D/S drain (I/V Flange/Bonnet)	686	"	Flange	0	0	0	0	0	0
687	30-09-2025	25-FV-1203 D/S drain (End Flange)	687	"	Flange	0	0	0	0	0	0
688	30-09-2025	25-FV-1203 U/S drain (I/V Gland)	688	"	Valve	0	0	0	0	0	0
689	30-09-2025	25-FV-1203 U/S drain (I/V Flange/Bonnet)	689	"	Flange	0	0	0	0	0	0
690	30-09-2025	25-FV-1203 U/S drain (End Flange)	690	"	Flange	0	0	0	0	0	0
691	30-09-2025	25-SOV-1203 (C/V Gland)	691	3 Inch	Valve	0	0	0	0	0	0
692	30-09-2025	25-SOV-1203 (C/V U/S Flange)	692	"	Flange	0	0	0	0	0	0
693	30-09-2025	25-SOV-1203 (C/V D/S Flange)	693	"	Flange	0	0	0	0	0	0
694	30-09-2025	25-SOV-1203 (C/V Flange/Bonnet)	694	"	Flange	0	0	0	0	0	0
695	30-09-2025	25-FV-1401 (C/V Gland)	695	1.5 Inch	Valve	0	0	0	0	0	0
696	30-09-2025	25-FV-1401 (C/V U/S Flange)	696	"	Flange	0	0	0	0	0	0
697	30-09-2025	25-FV-1401 (C/V D/S Flange)	697	"	Flange	0	0	0	0	0	0
698	30-09-2025	25-FV-1401 (C/V Flange/Bonnet)	698	"	Flange	0	0	0	0	0	0
699	30-09-2025	25-FV-1401 U/S line (I/V Gland)	699	"	Valve	0	0	0	0	0	0
700	30-09-2025	25-FV-1401 U/S line (I/V U/S Flange)	700	"	Flange	0	0	0	0	0	0
701	30-09-2025	25-FV-1401 U/S line (I/V D/S Flange)	701	"	Flange	0	0	0	0	0	0
702	30-09-2025	25-FV-1401 U/S line (I/V Flange/Bonnet)	702	"	Flange	0	0	0	0	0	0
703	30-09-2025	25-FV-1401 D/S line (I/V Gland)	703	"	Valve	0	0	0	0	0	0
704	30-09-2025	25-FV-1401 D/S line (I/V U/S Flange)	704	"	Flange	0	0	0	0	0	0
705	30-09-2025	25-FV-1401 D/S line (I/V D/S Flange)	705	"	Flange	0	0	0	0	0	0
706	30-09-2025	25-FV-1401 D/S line (I/V Flange/Bonnet)	706	"	Flange	0	0	0	0	0	0

Sr.No.	Date	Location	Tag No.	Line Size	Component Type	Screening Value (PPM) before Repair	Emission Kg/Hr	Emission Kg/day	Screening Value (PPM) after Repair	Emission Kg/Hr	Emission Kg/day
--------	------	----------	---------	-----------	----------------	-------------------------------------	----------------	-----------------	------------------------------------	----------------	-----------------

707	30-09-2025	25-FV-1401 Bypass line (I/V Gland)	707	1.5 Inch	Valve	0	0	0	0	0	0
708	30-09-2025	25-FV-1401 Bypass line (I/V Flange/Bonnet)	708	"	Flange	0	0	0	0	0	0
709	30-09-2025	25-FV-1401 U/S Drain (I/V Gland)	709	0.5 Inch	Valve	0	0	0	0	0	0
710	30-09-2025	25-FV-1401 U/S Drain (I/V Flange/Bonnet)	710	"	Flange	0	0	0	0	0	0
711	30-09-2025	25-FV-1401 U/S Drain (End Flange)	711	"	Flange	0	0	0	0	0	0
712	30-09-2025	25-FV-1401 D/S Drain (I/V Gland)	712	"	Valve	0	0	0	0	0	0
713	30-09-2025	25-FV-1401 D/S Drain (I/V Flange/Bonnet)	713	"	Flange	0	0	0	0	0	0
714	30-09-2025	25-FV-1401 D/S Drain (End Flange)	714	"	Flange	0	0	0	0	0	0
715	30-09-2025	25-PV-2610 (C/V Gland)	715	Insulation	Valve	0	0	0	0	0	0
716	30-09-2025	25-PV-2610 U/S line (I/V Gland)	716	"	Valve	0	0	0	0	0	0
717	30-09-2025	25-PV-2610 D/S line (I/V Gland)	717	"	Valve	0	0	0	0	0	0
718	30-09-2025	25-PV-2610 Bypass line (I/V Gland)	718	"	Valve	0	0	0	0	0	0
719	30-09-2025	25-PV-2610 Drain line (I/V Gland)	719	0.5 Inch	Valve	0	0	0	0	0	0
720	30-09-2025	25-PV-2610 Drain line (I/V Flange/Bonnet)	720	"	Flange	0	0	0	0	0	0
721	30-09-2025	25-PV-2610 Drain line (End Flange)	721	"	Flange	0	0	0	0	0	0
722	30-09-2025	21-F-001 F.G Burner No.1 (A/V Gland)	722	1.5 Inch	Valve	0	0	0	0	0	0
723	30-09-2025	21-F-001 F.G Burner No.1 (A/V U/S Flange)	723	"	Flange	0	0	0	0	0	0
724	30-09-2025	21-F-001 F.G Burner No.1 (A/V D/S Flange)	724	"	Flange	0	0	0	0	0	0
725	30-09-2025	21-F-001 F.G Burner No.2 (A/V Gland)	725	"	Valve	0	0	0	0	0	0
726	30-09-2025	21-F-001 F.G Burner No.2 (A/V U/S Flange)	726	"	Flange	0	0	0	0	0	0
727	30-09-2025	21-F-001 F.G Burner No.2 (A/V D/S Flange)	727	"	Flange	0	0	0	0	0	0
728	30-09-2025	21-F-001 F.G Burner No.3 (A/V Gland)	728	"	Valve	0	0	0	0	0	0
729	30-09-2025	21-F-001 F.G Burner No.3 (A/V U/S Flange)	729	"	Flange	0	0	0	0	0	0
730	30-09-2025	21-F-001 F.G Burner No.3 (A/V D/S Flange)	730	"	Flange	0	0	0	0	0	0
731	30-09-2025	21-F-001 F.G Burner No. 1 Inlet line 1st (Flange)	731	"	Flange	0	0	0	0	0	0
732	30-09-2025	21-F-001 F.G Burner No. 1 Inlet line 2nd (Flange)	732	"	Flange	0	0	0	0	0	0
733	30-09-2025	21-F-001 F.G Burner No. 2 Inlet line 1st (Flange)	733	"	Flange	0	0	0	0	0	0
734	30-09-2025	21-F-001 F.G Burner No. 2 Inlet line 2nd (Flange)	734	"	Flange	0	0	0	0	0	0
735	30-09-2025	21-F-001 F.G Burner No. 3 Inlet line 1st (Flange)	735	"	Flange	0	0	0	0	0	0
736	30-09-2025	21-F-001 F.G Burner No. 3 Inlet line 2nd (Flange)	736	"	Flange	0	0	0	0	0	0
737	30-09-2025	21-F-001 Pilot Burner No.1 (A/V Gland)	737	Insulation	Valve	0	0	0	0	0	0
738	30-09-2025	21-F-001 Pilot Burner No.2 (A/V Gland)	738	"	Valve	0	0	0	0	0	0
739	30-09-2025	21-F-001 Pilot Burner No.3 (A/V Gland)	739	"	Valve	0	0	0	0	0	0
740	30-09-2025	22-F-001 F.G Burner No.1 (A/V Gland)	740	1.5 Inch	Valve	0	0	0	0	0	0
741	30-09-2025	22-F-001 F.G Burner No.1 (A/V U/S Flange)	741	"	Flange	0	0	0	0	0	0
742	30-09-2025	22-F-001 F.G Burner No.1 (A/V D/S Flange)	742	"	Flange	0	0	0	0	0	0
743	30-09-2025	22-F-002 F.G Burner No.2 (A/V Gland)	743	Insulation	Valve	0	0	0	0	0	0
744	30-09-2025	22-F-003 F.G Burner No.3 (A/V Gland)	744	"	Valve	0	0	0	0	0	0
745	30-09-2025	22-F-004 F.G Burner No.3 (A/V Gland)	745	"	Valve	0	0	0	0	0	0
746	30-09-2025	22-F-001 Pilot Burner No.1 (A/V Gland)	746	"	Valve	0	0	0	0	0	0

Sr.No.	Date	Location	Tag No.	Line Size	Component Type	Screening Value (PPM) before Repair	Emission Kg/Hr	Emission Kg/day	Screening Value (PPM) after Repair	Emission Kg/Hr	Emission Kg/day
--------	------	----------	---------	-----------	----------------	-------------------------------------	----------------	-----------------	------------------------------------	----------------	-----------------

747	30-09-2025	22-F-002 Pilot Burner No.2 (A/V Gland)	747	"	Valve	0	0	0	0	0	0
748	30-09-2025	22-F-003 Pilot Burner No.3 (A/V Gland)	748	"	Valve	0	0	0	0	0	0
749	30-09-2025	22-F-004 Pilot Burner No.3 (A/V Gland)	749	"	Valve	0	0	0	0	0	0
750	30-09-2025	25-FT-2402 (U/S Flange)	750	1.5 Inch	Flange	0	0	0	0	0	0
751	30-09-2025	25-FT-2402 (D/S Flange)	751	"	Flange	0	0	0	0	0	0
752	30-09-2025	25-FT-2402 U/S line (I/V Gland)	752	4 Inch	Valve	0	0	0	0	0	0
753	30-09-2025	25-FT-2402 U/S line (I/V U/S Flange)	753	"	Flange	0	0	0	0	0	0
754	30-09-2025	25-FT-2402 U/S line (I/V D/S Flange)	754	"	Flange	0	0	0	0	0	0
755	30-09-2025	25-FT-2402 U/S line (I/V Flange/Bonnet)	755	"	Flange	0	0	0	0	0	0
756	30-09-2025	25-FT-2402 D/S line (I/V Gland)	756	"	Valve	0	0	0	0	0	0
757	30-09-2025	25-FT-2402 D/S line (I/V U/S Flange)	757	"	Flange	0	0	0	0	0	0
758	30-09-2025	25-FT-2402 D/S line (I/V D/S Flange)	758	"	Flange	0	0	0	0	0	0
759	30-09-2025	25-FT-2402 D/S line (I/V Flange/Bonnet)	759	"	Flange	0	0	0	0	0	0
760	30-09-2025	25-FT-2402 Bypass line (I/V Gland)	760	3 Inch	Valve	0	0	0	0	0	0
761	30-09-2025	25-FT-2402 Bypass line (I/V U/S Flange)	761	"	Flange	0	0	0	0	0	0
762	30-09-2025	25-FT-2402 Bypass line (I/V D/S Flange)	762	"	Flange	0	0	0	0	0	0
763	30-09-2025	25-FT-2402 Bypass line (I/V Flange/Bonnet)	763	"	Flange	0	0	0	0	0	0
764	30-09-2025	21-PV-202 (C/V Gland)	764	2 Inch	Valve	0	0	0	0	0	0
765	30-09-2025	21-PV-202 (C/V U/S Flange)	765	"	Flange	0	0	0	0	0	0
766	30-09-2025	21-PV-202 (C/V D/S Flange)	766	"	Flange	0	0	0	0	0	0
767	30-09-2025	21-PV-202 (C/V Flange/Bonnet)	767	"	Flange	0	0	0	0	0	0
768	30-09-2025	21-PV-202 U/S line (I/V Gland)	768	"	Valve	0	0	0	0	0	0
769	30-09-2025	21-PV-202 U/S line (I/V U/S Flange)	769	"	Flange	0	0	0	0	0	0
770	30-09-2025	21-PV-202 U/S line (I/V D/S Flange)	770	"	Flange	0	0	0	0	0	0
771	30-09-2025	21-PV-202 U/S line (I/V Flange/Bonnet)	771	"	Flange	0	0	0	0	0	0
772	30-09-2025	21-PV-202 D/S line (I/V Gland)	772	"	Valve	0	0	0	0	0	0
773	30-09-2025	21-PV-202 D/S line (I/V U/S Flange)	773	"	Flange	0	0	0	0	0	0
774	30-09-2025	21-PV-202 D/S line (I/V D/S Flange)	774	"	Flange	0	0	0	0	0	0
775	30-09-2025	21-PV-202 D/S line (I/V Flange/Bonnet)	775	"	Flange	0	0	0	0	0	0
776	30-09-2025	21-PV-202 Bypass line (I/V Gland)	776	1.5 Inch	Valve	0	0	0	0	0	0
777	30-09-2025	21-PV-202 Bypass line (I/V U/S Flange)	777	"	Flange	0	0	0	0	0	0
778	30-09-2025	21-PV-202 Bypass line (I/V D/S Flange)	778	"	Flange	0	0	0	0	0	0
779	30-09-2025	21-PV-202 Bypass line (I/V Flange/Bonnet)	779	"	Flange	0	0	0	0	0	0
780	30-09-2025	21-PV-202 Drain (I/V Gland)	780	0.5 Inch	Valve	0	0	0	0	0	0
781	30-09-2025	21-PV-202 Drain (I/V Flange/Bonnet)	781	"	Flange	0	0	0	0	0	0
782	30-09-2025	21-PV-202 Drain (End Flange)	782	"	Flange	0	0	0	0	0	0
783	30-09-2025	21-PV-202 To New Off Gas To FG Header line (I/V Gland)	783	3 Inch	Valve	0	0	0	0	0	0
784	30-09-2025	21-PV-202 To New Off Gas To FG Header line (I/V U/S Flange)	784	"	Flange	0	0	0	0	0	0
785	30-09-2025	21-PV-202 To New Off Gas To FG Header line (I/V D/S Flange)	785	"	Flange	0	0	0	0	0	0
786	30-09-2025	21-PV-202 To New Off Gas To FG Header line (I/V Flange/Bonnet)	786	"	Flange	0	0	0	0	0	0

Sr.No.	Date	Location	Tag No.	Line Size	Component Type	Screening Value (PPM) before Repair	Emission Kg/Hr	Emission Kg/day	Screening Value (PPM) after Repair	Emission Kg/Hr	Emission Kg/day
--------	------	----------	---------	-----------	----------------	-------------------------------------	----------------	-----------------	------------------------------------	----------------	-----------------

787	30-09-2025	21-PV-202 To Flare line lower (I/V Gland)	787	"	Valve	0	0	0	0	0	0
788	30-09-2025	21-PV-202 To Flare line lower (I/V U/S Flange)	788	"	Flange	0	0	0	0	0	0
789	30-09-2025	21-PV-202 To Flare line lower (I/V D/S Flange)	789	"	Flange	0	0	0	0	0	0
790	30-09-2025	21-PV-202 To Flare line lower (I/V Flange/Bonnet)	790	"	Flange	0	0	0	0	0	0
791	30-09-2025	21-PV-202 To Flare line upper (I/V Gland)	791	"	Valve	0	0	0	0	0	0
792	30-09-2025	21-PV-202 To Flare line upper (I/V U/S Flange)	792	"	Flange	0	0	0	0	0	0
793	30-09-2025	21-PV-202 To Flare line upper (I/V D/S Flange)	793	"	Flange	0	0	0	0	0	0
794	30-09-2025	21-PV-202 To Flare line upper (I/V Flange/Bonnet)	794	"	Flange	0	0	0	0	0	0
795	30-09-2025	21-LV-303 (C/V Gland)	795	1.5 Inch	Valve	0	0	0	0	0	0
796	30-09-2025	21-LV-303 (C/V U/S Flange)	796	"	Flange	0	0	0	0	0	0
797	30-09-2025	21-LV-303 (C/V D/S Flange)	797	"	Flange	0	0	0	0	0	0
798	30-09-2025	21-LV-303 (C/V Flange/Bonnet)	798	"	Flange	0	0	0	0	0	0
799	30-09-2025	21-LV-303 U/S line (I/V Gland)	799	"	Valve	0	0	0	0	0	0
800	30-09-2025	21-LV-303 U/S line (I/V U/S Flange)	800	"	Flange	0	0	0	0	0	0
801	30-09-2025	21-LV-303 U/S line (I/V D/S Flange)	801	"	Flange	0	0	0	0	0	0
802	30-09-2025	21-LV-303 U/S line (I/V Flange/Bonnet)	802	"	Flange	0	0	0	0	0	0
803	30-09-2025	21-LV-303 D/S line (I/V Gland)	803	"	Valve	0	0	0	0	0	0
804	30-09-2025	21-LV-303 D/S line (I/V U/S Flange)	804	"	Flange	0	0	0	0	0	0
805	30-09-2025	21-LV-303 D/S line (I/V D/S Flange)	805	"	Flange	0	0	0	0	0	0
806	30-09-2025	21-LV-303 D/S line (I/V Flange/Bonnet)	806	"	Flange	0	0	0	0	0	0
807	30-09-2025	21-LV-303 Bypass line lower (I/V Gland)	807	"	Valve	0	0	0	0	0	0
808	30-09-2025	21-LV-303 Bypass line lower (I/V Flange/Bonnet)	808	"	Flange	0	0	0	0	0	0
809	30-09-2025	21-LV-303 Bypass line upper (I/V Gland)	809	"	Valve	0	0	0	0	0	0
810	30-09-2025	21-LV-303 Bypass line upper (I/V Flange/Bonnet)	810	"	Flange	0	0	0	0	0	0
811	30-09-2025	21-LV-303 Drain (I/V Gland)	811	0.5 Inch	Valve	0	0	0	0	0	0
812	30-09-2025	21-LV-303 Drain (I/V Flange/Bonnet)	812	"	Flange	0	0	0	0	0	0
813	30-09-2025	21-LV-303 Drain (End Flange)	813	"	Flange	0	0	0	0	0	0
814	30-09-2025	21-FV-303 (C/V Gland)	814	2 Inch	Valve	0	0	0	0	0	0
815	30-09-2025	21-FV-303 (C/V U/S Flange)	815	"	Flange	0	0	0	0	0	0
816	30-09-2025	21-FV-303 (C/V D/S Flange)	816	"	Flange	0	0	0	0	0	0
817	30-09-2025	21-FV-303 (C/V Flange/Bonnet)	817	"	Flange	0	0	0	0	0	0
818	30-09-2025	21-FV-303 U/S line (I/V Gland)	818	"	Valve	0	0	0	0	0	0
819	30-09-2025	21-FV-303 U/S line (I/V U/S Flange)	819	"	Flange	0	0	0	0	0	0
820	30-09-2025	21-FV-303 U/S line (I/V D/S Flange)	820	"	Flange	0	0	0	0	0	0
821	30-09-2025	21-FV-303 U/S line (I/V Flange/Bonnet)	821	"	Flange	0	0	0	0	0	0
822	30-09-2025	21-FV-303 D/S line (I/V Gland)	822	"	Valve	0	0	0	0	0	0
823	30-09-2025	21-FV-303 D/S line (I/V U/S Flange)	823	"	Flange	0	0	0	0	0	0
824	30-09-2025	21-FV-303 D/S line (I/V D/S Flange)	824	"	Flange	0	0	0	0	0	0
825	30-09-2025	21-FV-303 D/S line (I/V Flange/Bonnet)	825	"	Flange	0	0	0	0	0	0
826	30-09-2025	21-FV-303 (NRV Top Flange)	826	"	Flange	0	0	0	0	0	0

Sr.No.	Date	Location	Tag No.	Line Size	Component Type	Screening Value (PPM) before Repair	Emission Kg/Hr	Emission Kg/day	Screening Value (PPM) after Repair	Emission Kg/Hr	Emission Kg/day
--------	------	----------	---------	-----------	----------------	-------------------------------------	----------------	-----------------	------------------------------------	----------------	-----------------

827	30-09-2025	21-FV-303 (NRV U/S Flange)	827	"	Flange	0	0	0	0	0	0
828	30-09-2025	21-FV-303 (NRV D/S Flange)	828	"	Flange	0	0	0	0	0	0
829	30-09-2025	21-FV-303 Drain (I/V Gland)	829	0.5 Inch	Valve	0	0	0	0	0	0
830	30-09-2025	21-FV-303 Drain (I/V Flange/Bonnet)	830	"	Flange	0	0	0	0	0	0
831	30-09-2025	21-FV-303 Drain (End Flange)	831	"	Flange	0	0	0	0	0	0
832	30-09-2025	21-FV-301 (C/V Gland)	832	2 Inch	Valve	0	0	0	0	0	0
833	30-09-2025	21-FV-301 (C/V U/S Flange)	833	"	Flange	0	0	0	0	0	0
834	30-09-2025	21-FV-301 (C/V D/S Flange)	834	"	Flange	0	0	0	0	0	0
835	30-09-2025	21-FV-301 (C/V Flange/Bonnet)	835	"	Flange	0	0	0	0	0	0
836	30-09-2025	21-FV-301 U/S line (I/V Gland)	836	3 Inch	Valve	0	0	0	0	0	0
837	30-09-2025	21-FV-301 U/S line (I/V U/S Flange)	837	"	Flange	0	0	0	0	0	0
838	30-09-2025	21-FV-301 U/S line (I/V D/S Flange)	838	"	Flange	0	0	0	0	0	0
839	30-09-2025	21-FV-301 U/S line (I/V Flange/Bonnet)	839	"	Flange	0	0	0	0	0	0
840	30-09-2025	21-FV-301 D/S line (I/V Gland)	840	"	Valve	0	0	0	0	0	0
841	30-09-2025	21-FV-301 D/S line (I/V U/S Flange)	841	"	Flange	0	0	0	0	0	0
842	30-09-2025	21-FV-301 D/S line (I/V D/S Flange)	842	"	Flange	0	0	0	0	0	0
843	30-09-2025	21-FV-301 D/S line (I/V Flange/Bonnet)	843	"	Flange	0	0	0	0	0	0
844	30-09-2025	21-FV-301 Bypass line (I/V Gland)	844	"	Valve	0	0	0	0	0	0
845	30-09-2025	21-FV-301 Bypass line (I/V U/S Flange)	845	"	Flange	0	0	0	0	0	0
846	30-09-2025	21-FV-301 Bypass line (I/V D/S Flange)	846	"	Flange	0	0	0	0	0	0
847	30-09-2025	21-FV-301 Bypass line (I/V Flange/Bonnet)	847	"	Flange	0	0	0	0	0	0
848	30-09-2025	21-FV-301 U/S drain (I/V Gland)	848	0.5 Inch	Valve	0	0	0	0	0	0
849	30-09-2025	21-FV-301 U/S drain (I/V Flange/Bonnet)	849	"	Flange	0	0	0	0	0	0
850	30-09-2025	21-FV-105 (C/V Gland)	850	2 Inch	Valve	0	0	0	0	0	0
851	30-09-2025	21-FV-105 (C/V U/S Flange)	851	"	Flange	0	0	0	0	0	0
852	30-09-2025	21-FV-105 (C/V D/S Flange)	852	"	Flange	0	0	0	0	0	0
853	30-09-2025	21-FV-105 (C/V Flange/Bonnet)	853	"	Flange	0	0	0	0	0	0
854	30-09-2025	21-FV-105 U/S line (I/V Gland)	854	"	Valve	0	0	0	0	0	0
855	30-09-2025	21-FV-105 U/S line (I/V U/S Flange)	855	"	Flange	0	0	0	0	0	0
856	30-09-2025	21-FV-105 U/S line (I/V D/S Flange)	856	"	Flange	0	0	0	0	0	0
857	30-09-2025	21-FV-105 U/S line (I/V Flange/Bonnet)	857	"	Flange	0	0	0	0	0	0
858	30-09-2025	21-FV-105 D/S line (I/V Gland)	858	"	Valve	0	0	0	0	0	0
859	30-09-2025	21-FV-105 D/S line (I/V U/S Flange)	859	"	Flange	0	0	0	0	0	0
860	30-09-2025	21-FV-105 D/S line (I/V D/S Flange)	860	"	Flange	0	0	0	0	0	0
861	30-09-2025	21-FV-105 D/S line (I/V Flange/Bonnet)	861	"	Flange	0	0	0	0	0	0
862	30-09-2025	21-FV-105 Bypass line (I/V Gland)	862	"	Valve	0	0	0	0	0	0
863	30-09-2025	21-FV-105 Bypass line (I/V U/S Flange)	863	"	Flange	0	0	0	0	0	0
864	30-09-2025	21-FV-105 Bypass line (I/V D/S Flange)	864	"	Flange	0	0	0	0	0	0
865	30-09-2025	21-FV-105 Bypass line (I/V Flange/Bonnet)	865	"	Flange	0	0	0	0	0	0
866	30-09-2025	21-FV-105 To Feed Inlet line (I/V Gland)	866	3 Inch	Valve	0	0	0	0	0	0

Sr.No.	Date	Location	Tag No.	Line Size	Component Type	Screening Value (PPM) before Repair	Emission Kg/Hr	Emission Kg/day	Screening Value (PPM) after Repair	Emission Kg/Hr	Emission Kg/day
--------	------	----------	---------	-----------	----------------	-------------------------------------	----------------	-----------------	------------------------------------	----------------	-----------------

867	30-09-2025	21-FV-105 To Feed Inlet line (I/V U/S Flange)	867	"	Flange	0	0	0	0	0	0
868	30-09-2025	21-FV-105 To Feed Inlet line (I/V D/S Flange)	868	"	Flange	0	0	0	0	0	0
869	30-09-2025	21-FV-105 To Feed Inlet line (I/V Flange/Bonnet)	869	"	Flange	0	0	0	0	0	0
870	30-09-2025	21-FV-105 Pretreater Bypass line (I/V Gland)	870	"	Valve	0	0	0	0	0	0
871	30-09-2025	21-FV-105 Pretreater Bypass line (I/V U/S Flange)	871	"	Flange	0	0	0	0	0	0
872	30-09-2025	21-FV-105 Pretreater Bypass line (I/V D/S Flange)	872	"	Flange	0	0	0	0	0	0
873	30-09-2025	21-FV-105 Pretreater Bypass line (I/V Flange/Bonnet)	873	"	Flange	0	0	0	0	0	0
874	30-09-2025	21-FV-105 Drain line (I/V Gland)	874	0.5 Inch	Valve	0	0	0	0	0	0
875	30-09-2025	21-FV-105 Drain line (I/V Flange/Bonnet)	875	"	Flange	0	0	0	0	0	0
876	30-09-2025	21-FV-105 Drain line (End Flange)	876	"	Flange	0	0	0	0	0	0
877	30-09-2025	26-XV-503 (C/V Gland)	877	Insulation	Valve	0	0	0	0	0	0
878	30-09-2025	26-XV-503 U/S line (I/V Gland)	878	"	Valve	0	0	0	0	0	0
879	30-09-2025	26-XV-503 D/S line (I/V Gland)	879	"	Valve	0	0	0	0	0	0
880	30-09-2025	26-XV-503 U/S drain (I/V Gland)	880	0.5 Inch	Valve	0	0	0	0	0	0
881	30-09-2025	26-XV-503 U/S drain (I/V Flange/Bonnet)	881	"	Flange	0	0	0	0	0	0
882	30-09-2025	26-XV-503 U/S drain (End Flange)	882	"	Flange	0	0	0	0	0	0
883	30-09-2025	26-XV-503 D/S drain (I/V Gland)	883	"	Valve	0	0	0	0	0	0
884	30-09-2025	26-XV-503 D/S drain (I/V Flange/Bonnet)	884	"	Flange	0	0	0	0	0	0
885	30-09-2025	26-XV-503 D/S drain (End Flange)	885	"	Flange	0	0	0	0	0	0
886	30-09-2025	21-PV-106 (C/V Gland)	886	Insulation	Valve	0	0	0	0	0	0
887	30-09-2025	21-PV-106 U/S line (I/V Gland)	887	"	Valve	0	0	0	0	0	0
888	30-09-2025	21-PV-106 D/S line (I/V Gland)	888	"	Valve	0	0	0	0	0	0
889	30-09-2025	21-PV-106 U/S drain (I/V Gland)	889	0.5 Inch	Valve	0	0	0	0	0	0
890	30-09-2025	21-PV-106 U/S drain (I/V Flange/Bonnet)	890	"	Flange	0	0	0	0	0	0
891	30-09-2025	21-PV-106 U/S drain (End Flange)	891	"	Flange	0	0	0	0	0	0
892	30-09-2025	21-PV-106 D/S drain (I/V Gland)	892	"	Valve	0	0	0	0	0	0
893	30-09-2025	21-PV-106 D/S drain (I/V Flange/Bonnet)	893	"	Flange	0	0	0	0	0	0
894	30-09-2025	21-PV-106 D/S drain (End Flange)	894	"	Flange	0	0	0	0	0	0
895	30-09-2025	21-SOV-102 (C/V Gland)	895	Insulation	Valve	0	0	0	0	0	0
896	30-09-2025	21-SOV-102 U/S drain (I/V Gland)	896	0.5 Inch	Valve	0	0	0	0	0	0
897	30-09-2025	21-SOV-102 U/S drain (I/V Flange/Bonnet)	897	"	Flange	0	0	0	0	0	0
898	30-09-2025	21-SOV-102 U/S drain (End Flange)	898	"	Flange	0	0	0	0	0	0
899	30-09-2025	21-SOV-102 D/S drain (I/V Gland)	899	"	Valve	0	0	0	0	0	0
900	30-09-2025	21-SOV-102 D/S drain (I/V Flange/Bonnet)	900	"	Flange	0	0	0	0	0	0
901	30-09-2025	21-SOV-102 D/S drain (End Flange)	901	"	Flange	0	0	0	0	0	0
902	30-09-2025	26-SOV-505 (C/V Gland)	902	Insulation	Valve	0	0	0	0	0	0
903	30-09-2025	26-SOV-505 drain (I/V Gland)	903	0.5 Inch	Valve	0	0	0	0	0	0
904	30-09-2025	26-SOV-505 (I/V Flange/Bonnet)	904	"	Flange	0	0	0	0	0	0
905	30-09-2025	26-SOV-505 drain (End Flange)	905	"	Flange	0	0	0	0	0	0
906	30-09-2025	26-F-001A FG Burner no.1 (A/V Gland)	906	2 Inch	Valve	0	0	0	0	0	0

Sr.No.	Date	Location	Tag No.	Line Size	Component Type	Screening Value (PPM) before Repair	Emission Kg/Hr	Emission Kg/day	Screening Value (PPM) after Repair	Emission Kg/Hr	Emission Kg/day
--------	------	----------	---------	-----------	----------------	-------------------------------------	----------------	-----------------	------------------------------------	----------------	-----------------

907	30-09-2025	26-F-001A FG Burner no.1 (A/V U/S Flange)	907	"	Flange	0	0	0	0	0	0
908	30-09-2025	26-F-001A FG Burner no.1 (A/V D/S Flange)	908	"	Flange	0	0	0	0	0	0
909	30-09-2025	26-F-001A FG Burner no.2 (A/V Gland)	909	2 Inch	Valve	0	0	0	0	0	0
910	30-09-2025	26-F-001A FG Burner no.2 (A/V U/S Flange)	910	"	Flange	0	0	0	0	0	0
911	30-09-2025	26-F-001A FG Burner no.2 (A/V D/S Flange)	911	"	Flange	0	0	0	0	0	0
912	30-09-2025	26-F-001A FG Burner no.3 (A/V Gland)	912	2 Inch	Valve	0	0	0	0	0	0
913	30-09-2025	26-F-001A FG Burner no.3 (A/V U/S Flange)	913	"	Flange	0	0	0	0	0	0
914	30-09-2025	26-F-001A FG Burner no.3 (A/V D/S Flange)	914	"	Flange	0	0	0	0	0	0
915	30-09-2025	26-F-001A Pilot Burner No.1 (I/V Gland)	915	Insulation	Valve	0	0	0	0	0	0
916	30-09-2025	26-F-001A Pilot Burner No.2 (I/V Gland)	916	"	Valve	0	0	0	0	0	0
917	30-09-2025	26-F-001A Pilot Burner No.3 (I/V Gland)	917	"	Valve	0	0	0	0	0	0
918	30-09-2025	Near PT-549 FG To Burner 26-F-001A line (I/V Gland)	918	"	Valve	0	0	0	0	0	0
919	30-09-2025	22-XV-202 (C/V Gland)	919	"	Valve	0	0	0	0	0	0
920	30-09-2025	Near 22-XV-202 FG To 22-F-002 line (I/V Gland)	920	"	Valve	0	0	0	0	0	0
921	30-09-2025	22-PV-212 (C/V Gland)	921	Insulation	Valve	0	0	0	0	0	0
922	30-09-2025	22-PV-212 U/S line (I/V Gland)	922	"	Valve	0	0	0	0	0	0
923	30-09-2025	22-PV-212 D/S line (I/V Gland)	923	"	Valve	0	0	0	0	0	0
924	30-09-2025	22-PV-212 Bypass line (I/V Gland)	924	"	Valve	0	0	0	0	0	0
925	30-09-2025	22-PV-212 U/S line drain(I/V Gland)	925	0.5 Inch	Valve	0	0	0	0	0	0
926	30-09-2025	22-PV-212 U/S line drain(I/V Flange/Bonnet)	926	"	Flange	0	0	0	0	0	0
927	30-09-2025	22-PV-212 U/S line drain(End Flange)	927	"	Flange	0	0	0	0	0	0
928	30-09-2025	22-PV-212 D/S line drain(I/V Gland)	928	"	Valve	0	0	0	0	0	0
929	30-09-2025	22-PV-212 D/S line drain(I/V Flange/Bonnet)	929	"	Flange	0	0	0	0	0	0
930	30-09-2025	22-PV-212 D/S line drain(End Flange)	930	"	Flange	0	0	0	0	0	0
931	30-09-2025	22-XV-302 (C/V Gland)	931	"	Valve	0	0	0	0	0	0
932	30-09-2025	FG To 22-F-004 line (I/V Gland)	932	"	Valve	0	0	0	0	0	0
933	30-09-2025	22-SDV-3301 (C/V Gland)	933	"	Valve	0	0	0	0	0	0
934	30-09-2025	FG To 22-F-003 line (I/V Gland)	934	"	Valve	0	0	0	0	0	0
935	30-09-2025	FG To 22-F-003 line (I/V U/S Flange)	935	"	Flange	0	0	0	0	0	0
936	30-09-2025	FG To 22-F-003 line (I/V D/S Flange)	936	"	Flange	0	0	0	0	0	0
937	30-09-2025	26-PV-548 (C/V Gland)	937	3 Inch	Valve	0	0	0	0	0	0
938	30-09-2025	26-PV-548 (C/V U/S Flange)	938	"	Flange	0	0	0	0	0	0
939	30-09-2025	26-PV-548 (C/V D/S Flange)	939	"	Flange	0	0	0	0	0	0
940	30-09-2025	26-PV-548 (C/V Flange/Bonnet)	940	"	Flange	0	0	0	0	0	0
941	30-09-2025	U/S line (I/V Gland)	941	Insulation	Valve	0	0	0	0	0	0
942	30-09-2025	26-PV-548 D/S line (I/V Gland)	942	4 Inch	Valve	0	0	0	0	0	0
943	30-09-2025	26-PV-548 D/S line (I/V U/S Flange)	943	"	Flange	0	0	0	0	0	0
944	30-09-2025	26-PV-548 D/S line (I/V D/S Flange)	944	"	Flange	0	0	0	0	0	0
945	30-09-2025	26-PV-548 D/S line (I/V Flange/Bonnet)	945	"	Flange	0	0	0	0	0	0
946	30-09-2025	26-PV-548 Bypass line (I/V Gland)	946	Insulation	Valve	0	0	0	0	0	0

Sr.No.	Date	Location	Tag No.	Line Size	Component Type	Screening Value (PPM) before Repair	Emission Kg/Hr	Emission Kg/day	Screening Value (PPM) after Repair	Emission Kg/Hr	Emission Kg/day
--------	------	----------	---------	-----------	----------------	-------------------------------------	----------------	-----------------	------------------------------------	----------------	-----------------

947	30-09-2025	22-PV-313 (C/V Gland)	947	Insulation	Valve	0	0	0	0	0	0
948	30-09-2025	22-PV-313 U/S line (I/V Gland)	948	"	Valve	0	0	0	0	0	0
949	30-09-2025	22-PV-313 D/S line (I/V Gland)	949	"	Valve	0	0	0	0	0	0
950	30-09-2025	22-PV-313 Bypass line (I/V Gland)	950	"	Valve	0	0	0	0	0	0
951	30-09-2025	22-PV-313 U/S drain line (I/V Gland)	951	0.5 Inch	Valve	0	0	0	0	0	0
952	30-09-2025	22-PV-313 U/S drain line (I/V Flange/Bonnet)	952	"	Flange	0	0	0	0	0	0
953	30-09-2025	22-PV-313 U/S drain line (End Flange)	953	"	Flange	0	0	0	0	0	0
954	30-09-2025	22-PV-313 D/S drain line (I/V Gland)	954	"	Valve	0	0	0	0	0	0
955	30-09-2025	22-PV-313 D/S drain line (I/V Flange/Bonnet)	955	"	Flange	0	0	0	0	0	0
956	30-09-2025	22-PV-313 D/S drain line (End Flange)	956	"	Flange	0	0	0	0	0	0
957	30-09-2025	22-XV-304 (C/V Gland)	957	Insulation	Valve	0	0	0	0	0	0
958	30-09-2025	25-FV-2201 (C/V Gland)	958	1 Inch	Valve	1064	0.000763	0.018303222	1064	0.000763	0.018303222
959	30-09-2025	25-FV-2201 (C/V U/S Flange)	959	"	Flange	0	0	0	0	0	0
960	30-09-2025	25-FV-2201 (C/V D/S Flange)	960	"	Flange	0	0	0	0	0	0
961	30-09-2025	25-FV-2201 (C/V Flange/Bonnet)	961	"	Flange	0	0	0	0	0	0
962	30-09-2025	25-FV-1501 (C/V Gland)	962	Insulation	Valve	0	0	0	0	0	0
963	30-09-2025	25-FV-1501 U/S line (I/V Gland)	963	1.5 Inch	Valve	0	0	0	0	0	0
964	30-09-2025	25-FV-1501 U/S line (I/V Flange/Bonnet)	964	"	Flange	0	0	0	0	0	0
965	30-09-2025	25-FV-1501 D/S line (I/V Gland)	965	"	Valve	0	0	0	0	0	0
966	30-09-2025	25-FV-1501 D/S line (I/V Flange/Bonnet)	966	"	Flange	0	0	0	0	0	0
967	30-09-2025	25-FV-1501 Bypass line (I/V Gland)	967	1 Inch	Valve	0	0	0	0	0	0
968	30-09-2025	25-FV-1501 Bypass line (I/V Flange/Bonnet)	968	"	Flange	0	0	0	0	0	0
969	30-09-2025	25-FV-1501 Drain (I/V Gland)	969	0.5 Inch	Valve	0	0	0	0	0	0
970	30-09-2025	25-FV-1501 Drain (I/V Flange/Bonnet)	970	"	Flange	0	0	0	0	0	0
971	30-09-2025	25-FV-1501 Drain (End Flange)	971	"	Flange	0	0	0	0	0	0
972	30-09-2025	25-FV-1301 (C/V Gland)	972	Insulation	Valve	0	0	0	0	0	0
973	30-09-2025	25-FV-1301 U/S line (I/V Gland)	973	"	Valve	0	0	0	0	0	0
974	30-09-2025	25-FV-1301 D/S line (I/V Gland)	974	"	Valve	0	0	0	0	0	0
975	30-09-2025	25-FV-1301 Bypass line (I/V Gland)	975	"	Valve	0	0	0	0	0	0
976	30-09-2025	25-FV-1301 Drain line (I/V Gland)	976	0.5 Inch	Valve	0	0	0	0	0	0
977	30-09-2025	25-FV-1301 Drain line (I/V Flange/Bonnet)	977	"	Flange	0	0	0	0	0	0
978	30-09-2025	25-FV-2805 (C/V Gland)	978	Insulation	Valve	0	0	0	0	0	0
979	30-09-2025	25-FV-2805 U/S line (I/V Gland)	979	"	Valve	0	0	0	0	0	0
980	30-09-2025	25-FV-2805 D/S line (I/V Gland)	980	"	Valve	11.6	0.000042	0.001006035	11.6	0.000042	0.001006035
981	30-09-2025	25-FV-2805 Bypass line (I/V Gland)	981	"	Valve	14.3	0.000048	0.001150686	14.3	0.000048	0.001150686
982	30-09-2025	22-FV-2101N/22-FV-2101 (C/V Gland)	982	1 Inch	Valve	0	0	0	0	0	0
983	30-09-2025	22-FV-2101N/22-FV-2101 (C/V U/S Flange)	983	"	Flange	0	0	0	0	0	0
984	30-09-2025	22-FV-2101N/22-FV-2101 (C/V D/S Flange)	984	"	Flange	0	0	0	0	0	0
985	30-09-2025	22-FV-2101N/22-FV-2101 (C/V Flange/Bonnet)	985	"	Flange	0	0	0	0	0	0

Sr.No.	Date	Location	Tag No.	Line Size	Component Type	Screening Value (PPM) before Repair	Emission Kg/Hr	Emission Kg/day	Screening Value (PPM) after Repair	Emission Kg/Hr	Emission Kg/day
--------	------	----------	---------	-----------	----------------	-------------------------------------	----------------	-----------------	------------------------------------	----------------	-----------------

986	30-09-2025	25-P-020A Suction line (I/V Gland)	986	Insulation	Valve	0	0	0	0	0	0
987	30-09-2025	25-P-020A Discharge line (I/V Gland)	987	"	Valve	0	0	0	0	0	0
988	30-09-2025	25-P-020B Suction line (I/V Gland)	988	Insulation	Valve	0	0	0	0	0	0
989	30-09-2025	25-P-020B Discharge line (I/V Gland)	989	"	Valve	0	0	0	0	0	0
990	30-09-2025	22-FV-101 (P-01B C/V Gland)	990	Insulation	Valve	0	0	0	0	0	0
991	30-09-2025	22-FV-101 (P-01BU/S line (I/V Gland)	991	"	Valve	0	0	0	0	0	0
992	30-09-2025	22-FV-101 (P-01BD/S line (I/V Gland)	992	"	Valve	0	0	0	0	0	0
993	30-09-2025	22-FV-101 (P-01BBypass line (I/V Gland)	993	"	Valve	0	0	0	0	0	0
994	30-09-2025	22-PV-206 (C/V Gland)	994	1.5 Inch	Valve	18.5	0.000057	0.001357548	18.5	0.000057	0.001357548
995	30-09-2025	22-PV-206 (C/V U/S Flange)	995	"	Flange	0	0	0	0	0	0
996	30-09-2025	22-PV-206 (C/V D/S Flange)	996	"	Flange	0	0	0	0	0	0
997	30-09-2025	22-PV-206 U/S line (I/V Gland)	997	Insulation	Valve	0	0	0	0	0	0
998	30-09-2025	22-PV-206 D/S line (I/V Gland)	998	"	Valve	28.1	0.000074	0.001775417	28.1	0.000074	0.001775417
999	30-09-2025	22-PV-206 Bypass line (I/V Gland)	999	"	Valve	0	0	0	0	0	0
1000	30-09-2025	25-FV-2802 (C/V Gland)	1000	Insulation	Valve	0	0	0	0	0	0
1001	30-09-2025	25-FV-2802 U/S line (I/V Gland)	1001	"	Valve	0	0	0	0	0	0
1002	30-09-2025	25-FV-2802 D/S line (I/V Gland)	1002	"	Valve	0	0	0	0	0	0
1003	30-09-2025	25-FV-2802 Bypass line (I/V Gland)	1003	"	Valve	0	0	0	0	0	0
1004	30-09-2025	25-V-04 FSD Drain line lower(I/V Gland)	1004	"	Valve	0	0	0	0	0	0
1005	30-09-2025	25-V-04 FSD Drain line lower(I/V U/S Flange)	1005	"	Flange	0	0	0	0	0	0
1006	30-09-2025	25-V-04 FSD Drain line lower(I/V D/S Flange)	1006	"	Flange	0	0	0	0	0	0
1007	30-09-2025	25-V-04 FSD Drain line lower(I/V Flange/Bonnet)	1007	"	Flange	0	0	0	0	0	0
1008	30-09-2025	25-V-04 FSD Drain line upper (I/V Gland)	1008	"	Valve	0	0	0	0	0	0
1009	30-09-2025	25-V-04 FSD Drain line upper (I/V U/S Flange)	1009	"	Flange	0	0	0	0	0	0
1010	30-09-2025	25-V-04 FSD Drain line upper (I/V D/S Flange)	1010	"	Flange	0	0	0	0	0	0
1011	30-09-2025	25-V-04 FSD Drain line upper (I/V Flange/Bonnet)	1011	"	Flange	0	0	0	0	0	0

Noise Monitoring Report

For

1st Quarter 2025-26

at



IndianOil

IOCL, Bongaigaon Refinery

Prepared by

NETEL (INDIA) LIMITED



W-408, MIDC Rabale,

TTC Industrial Area, Navi Mumbai – 400 701

Phone: 7208097692/3/4/5

Email: ems@netel-india.com

Noise Monitoring Quarterly Report for IOCL,Bongaigaon Refinery

Name of client IOCL,Bongaigaon Refinery
Bongaigaon Refinery
Chirang,783385
Assam

Name of Contractor NETEL (INDIA) LIMITED
Environment Management Services
W-408, Rabale MIDC,
TTC Industrial Area, Navi Mumbai - 400 701

Nature of job Noise Monitoring Report for IOCL,Bongaigaon Refinery

Report Period 3 Months (April, May, June,2025)

For NETEL (INDIA) LIMITED



CHETAN KADAM

SR. OPERATION MANAGER – EMS



Subject: Noise Survey for the 1st Quarter of 2025-26

Sir,

NETEL INDIA PVT LTD is conducting quarterly Noise Survey in various locations as assigned by HSE department of IOCL BGR in the different units (CPP,DCU-2,CDU-1&2,WWTP,TTP,PumpHouse,CRU+MSQ, LPG, Utility, OM&S,QCL,DHDT,HGU, GTG, Indmax FCC, Prime G+, BS-VI Area, Inside Plant Boundary Residential & Industrial Area etc.). The locations for the survey were selected in consultation with the concerned departments.

A set of complete/ relevant approved report(s) of the survey carried out for the 1st Quarter of 2025-26 is enclosed for your perusal and necessary action at your end. It is observed that the threshold limit value of noise level in the areas where plant personnel are exposed continuously for 8 hours did not exceed 90 dB(A).

The limits for exposure to noise (as laid down in the Factories Act-1948) are given below:

Total Time of Exposure level	Sound pressure
(Per Day in hrs.)	In dB (A)
8	90
4	95
2	100
1	105

Note:

Exposure is prohibited in areas where Noise Level exceeds 115 dB (A).

It is recommended to put boards indicating high noise area (**i.e. the area having noise level of 90 dB and above**) in addition to the precautionary boards provided by HSE in various high noise locations and also to ensure use of proper PPE (Ear muff, Ear Plug etc.) while working in high noise zone.

This is for kind information and necessary action please.

Regards



Sr. Operation Manager (Netel India Limited)

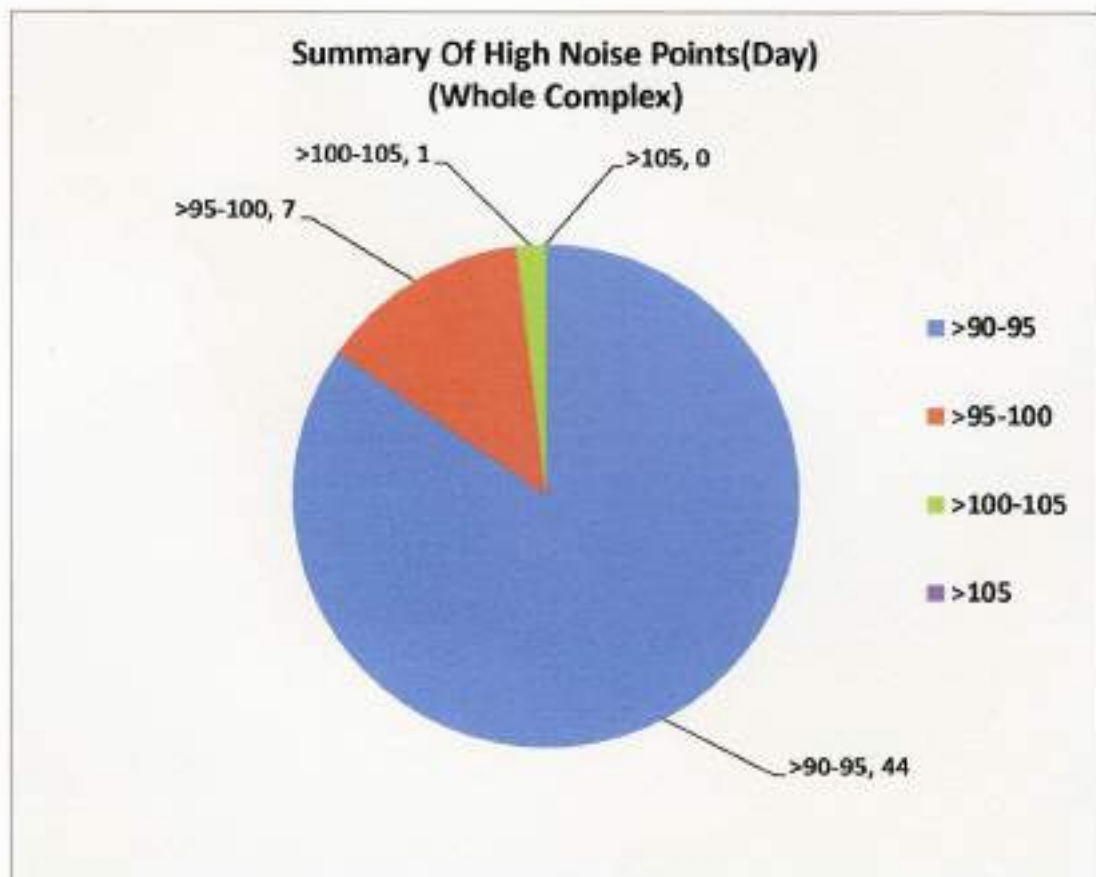
Summary of High Noise Points:(High Noise is meant here as 90 dB(A) or more)

Noise Survey 1 st Quarter, 2025-26						
Noise Survey 1 st Qtr. 2025-26 (April to June- 2025)						
Units		>90 - 95	>95 - 100	>100 - 105	>105	Total
CDU-I	Day	6	1	0	0	7
	Night	5	1	0	0	6
CDU-2	Day	5	0	0	0	5
	Night	5	0	0	0	5
DCU-2	Day	5	0	0	0	5
	Night	5	1	0	0	6
LPG	Day	0	0	0	0	0
Utility	Day	3	0	0	0	3
PH # 1	Day	2	0	0	0	2
WWTP & TTP	Day	0	0	0	0	0
OM & S	Day	0	0	0	0	0
CPP	Day	1	3	0	0	4
	Night	2	2	0	0	4
CRU + MSQ	Day	5	1	0	0	6
	Night	7	2	0	0	9
DHDT	Day	3	0	0	0	3
	Night	4	0	0	0	4
HGU	Day	3	0	0	0	3
	Night	2	0	0	0	2

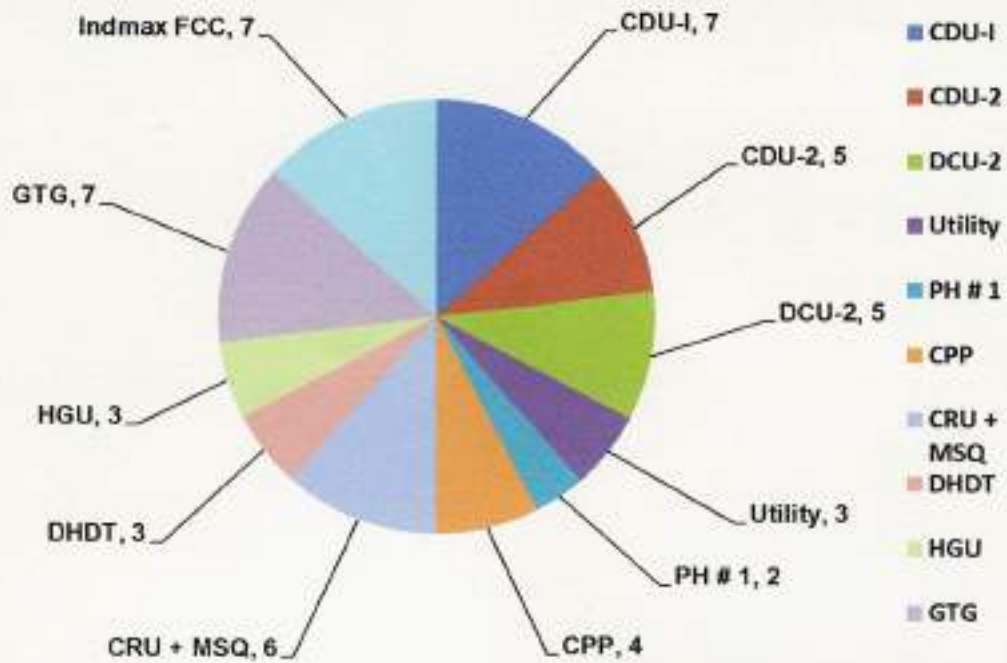


Ssk

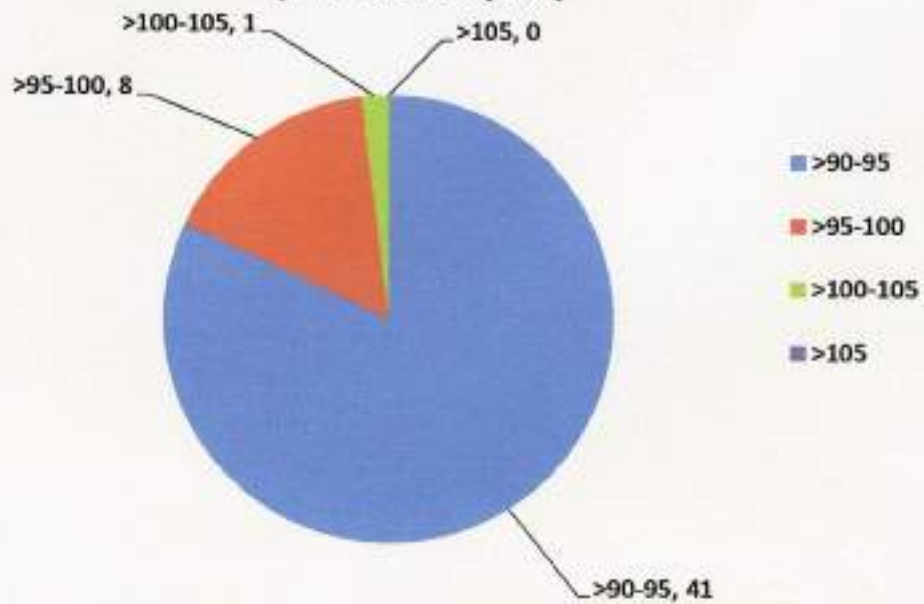
GTG	Day	5	1	1	0	7
	Night	4	1	1	0	6
Qul Con Lab	Day	0	0	0	0	0
Prime G+	Day/ Night	0	0	0	0	0
Indmax FCC	Day	6	1	0	0	7
	Night	7	1	0	0	8
BS-VI Area	Night	0	0	0	0	0
TOTAL	Day	44	7	1	0	52
	Night	41	8	1	0	50



High Noise Points Unit-wise(Day)

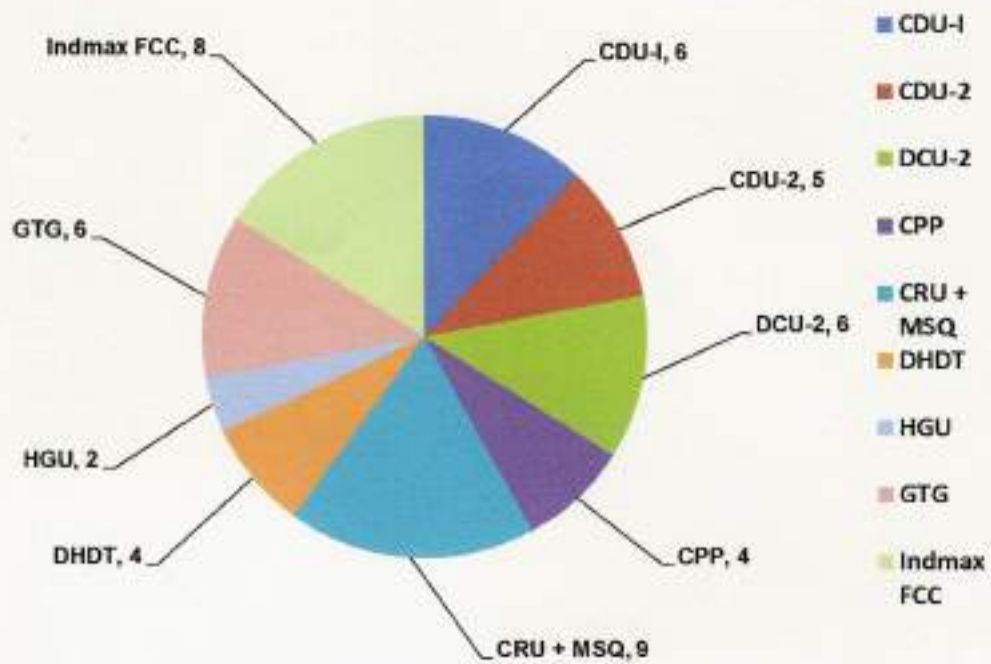


Summary Of High Noise Points (Night) (Whole Complex)



JSK

High Noise Points Unit-wise (Night)



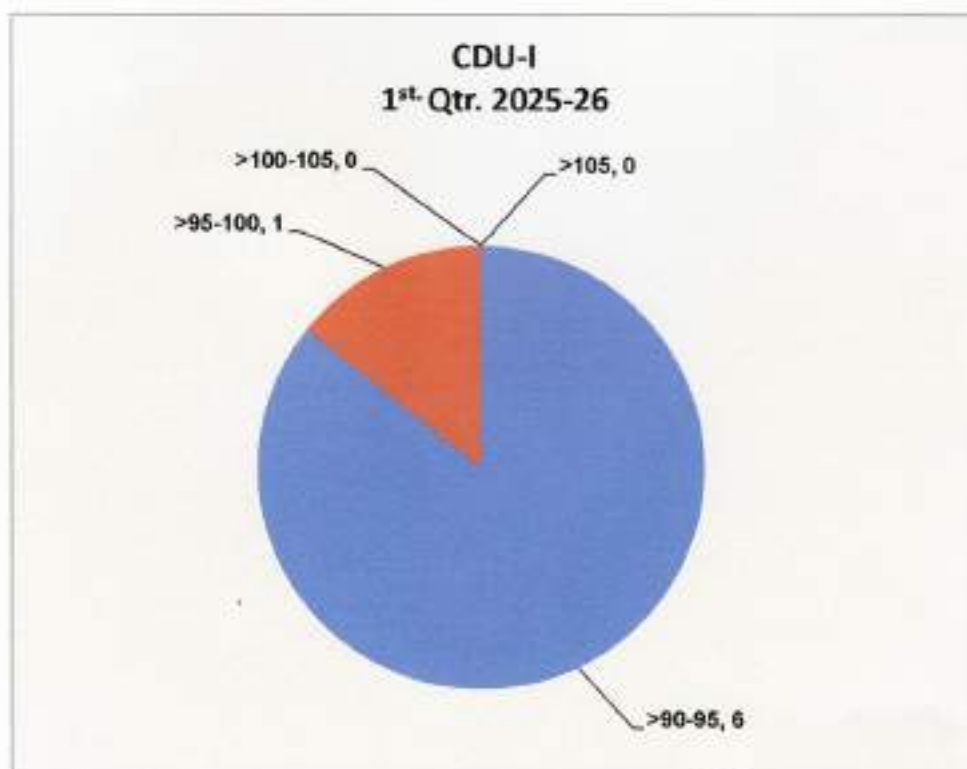
SK

Noise Survey 1st Qtr. 2025-26 (April to June 2025)

Unit: CDU-1

Date: - 05.05.2025

Sl. No	Location	2025-26
		1 st Qtr
1	Control Room	52.4
2	Operators' Cabin	53.8
3	Below Furnace	78.5
4	Near P- 002A	84.2
5	Near P- 05A	91.4
6	Near P- 08C	88.7
7	Near P- 03A	90.1
8	Near 11-FA-01B	79.3
9	Near P- 015B	90.8
10	Near P- 014A	90.6
11	DHDT Air Compressors'	97.4
12	Near 11-PM-10A	91.7
13	Near 11-P- 011A	90.3
14	Near 11-P- 152A	80.6
15	Near 11-PM-106B	85.9



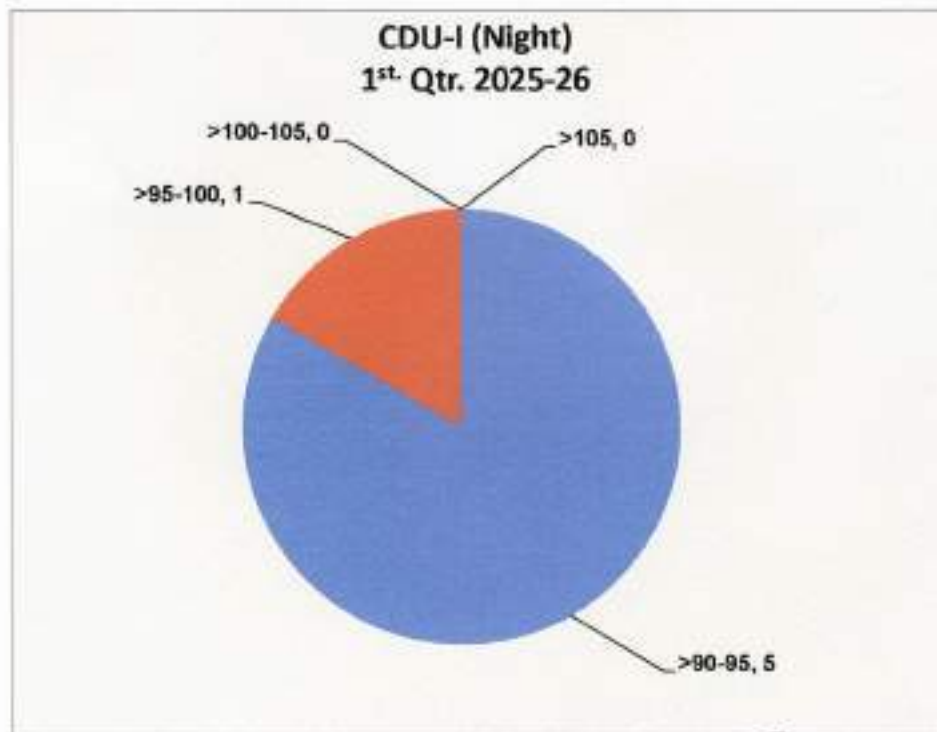
Signature

Noise Survey 1st. Qtr. 2025-26 (April to June 2025)

Unit: CDU-1 (Night)

Date: - 30.06.2025

Sl. No	Location	2025-26
		1 st . Qtr
1	Control Room	51.7
2	Operators' Cabin	52.2
3	Below Furnace	78.5
4	Near P- 05A	90.8
5	Near 11-FA-01B	80.7
6	Near 11-FA-02B	85.1
7	Near P- 014A	91.4
8	DHDT Air Compressors'	97.2
9	Near 11-PM-09A	91.8
10	Near P- 08D	86.3
11	Near P- 010A	92.0
12	Near P- 02C	90.2




Noise Survey 1st Qtr. 2025-26 (April to June 2025)

Unit: CDU-2 +FGRS

Date- 25.04.2025

Sl. No	Location	2025-26
		1 st Qtr
1	Control Room	52.2
2	Operators' Cabin	53.6
3	Below Furnace	80.1
4	Near P- 11B	90.4
5	Near P- 04B	91.7
6	Near P- 03B	92.3
7	Near P- 09B	91.1
8	FD FAN-A	79.5
9	Near P- 008C	87.3
10	Near P- 154B	81.6
11	FGRS Area	83.4
12	Near P- 002C	89.2
14	Near P- 10B	91.5

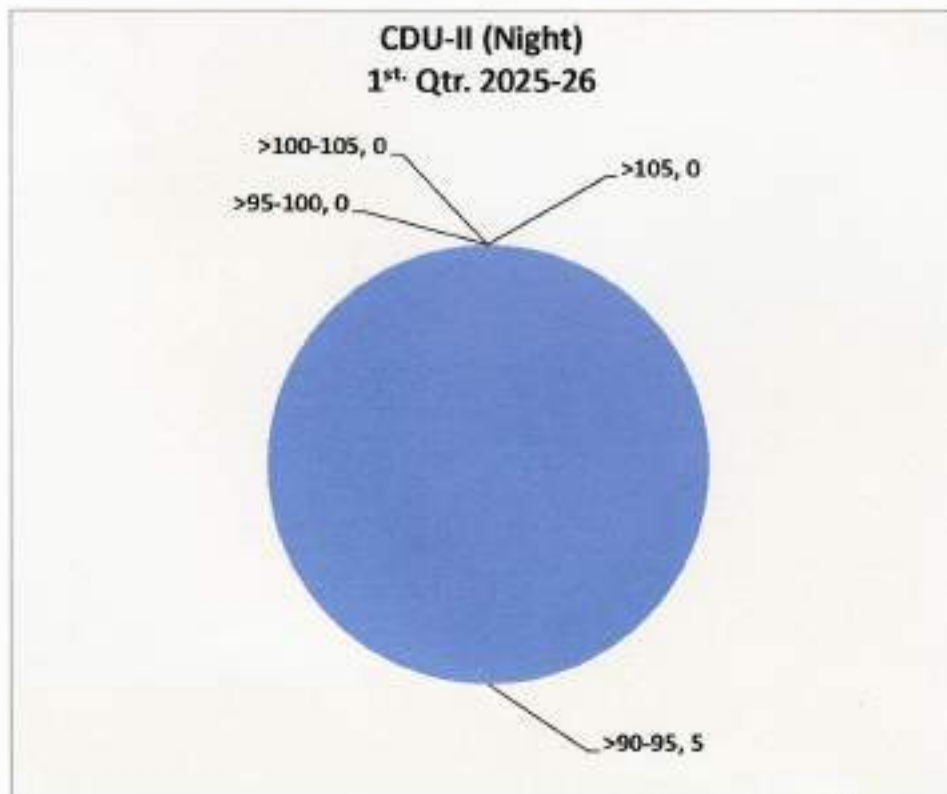


Noise Survey 1st. Qtr. 2025-26 (April to June 2025)

Unit: CDU-2 +FGRS (Night)

Date- 30.06.2025

Sl. No	Location	2025-26
		1 st . Qtr
1	Control Room	52.4
2	Operators' Cabin	52.1
3	Below Furnace	78.5
4	Near P- 154A	81.7
5	Near P- 03A	93.4
6	FD FAN-B	76.9
7	Near P- 008A	92.2
8	Near P- 008D	87.5
9	FGRS Area	77.3
10	Near P- 002B	91.6
11	Near P- 013	90.9
12	Near P- 04A	91.7



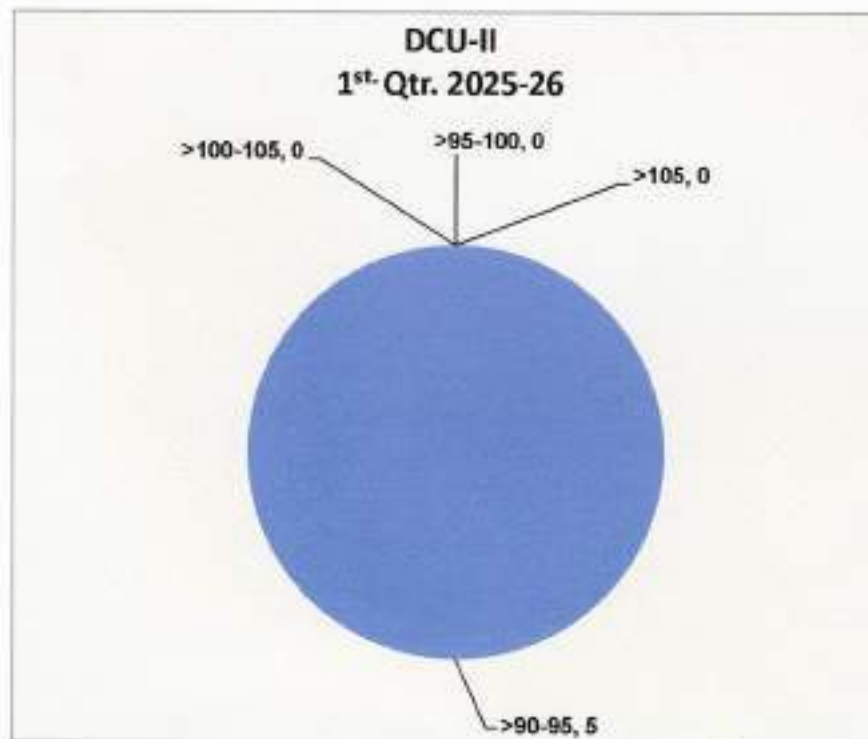
Signature

Noise Survey 1st. Qtr. 2025-26 (April to June 2025)

Unit: DCU-2

Date- 30.04.2025

Sl. No	Location	2025-26
		1 st . Qtr
1	Change Room/ Oper. Cabin	52.6
2	Below Furnace (14-F-001)	77.5
3	Near 14-KM- 151	91.7
4	Near 14-PM- 003	90.8
5	Near 14-PM- 08B	92.3
6	Near 14-PM- 01A	93.6
7	Near 14-PM- 152A	86.8
8	14-PM-02A	91.1
9	14-PM-018A	81.6
10	14-PM-09A	81.9
11	Near 14-PM- 901B	89.2
12	Near 14-PM- 028B	86.2

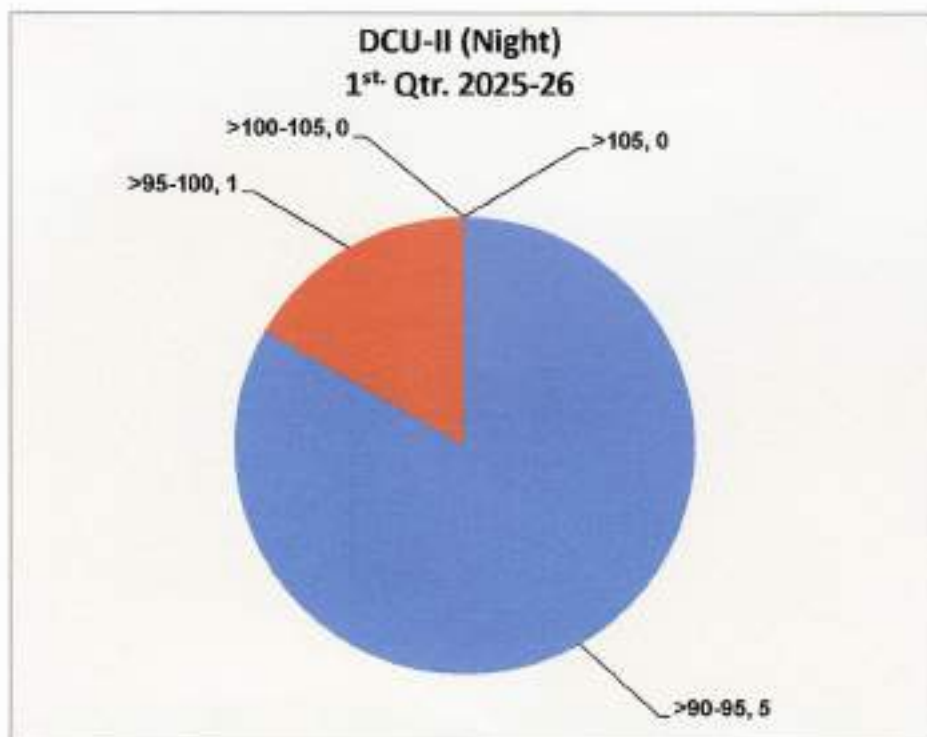


Noise Survey 1st Qtr. 2025-26 (April to June 2025)

Unit: DCU-2 (Night)

Date- 30.06.2025

Sl. No	Location	2025-26
		1 st Qtr
1	Change Room/ Oper. Cabin	52.4
2	Below Furnace (14-F-001)	78.8
3	Near 14-PM- 152A	87.3
4	Near 14-KM- 151	90.1
5	Near 14-PM- 01B	96.6
6	Near 14-PM- 011	90.9
7	Near 14-PM- 08B	90.2
8	Near 14-PM- 06B	93.4
9	Near 14-PM- 153A	82.7
10	Near 14-PM- 005B	92.5
11	Near 14-PM- 155A	87.2



Noise Survey 1st Qtr. 2025-26 (April to June 2025)

Unit: LPG (Bullet) Loading Plant

Date: - 21.04.2025

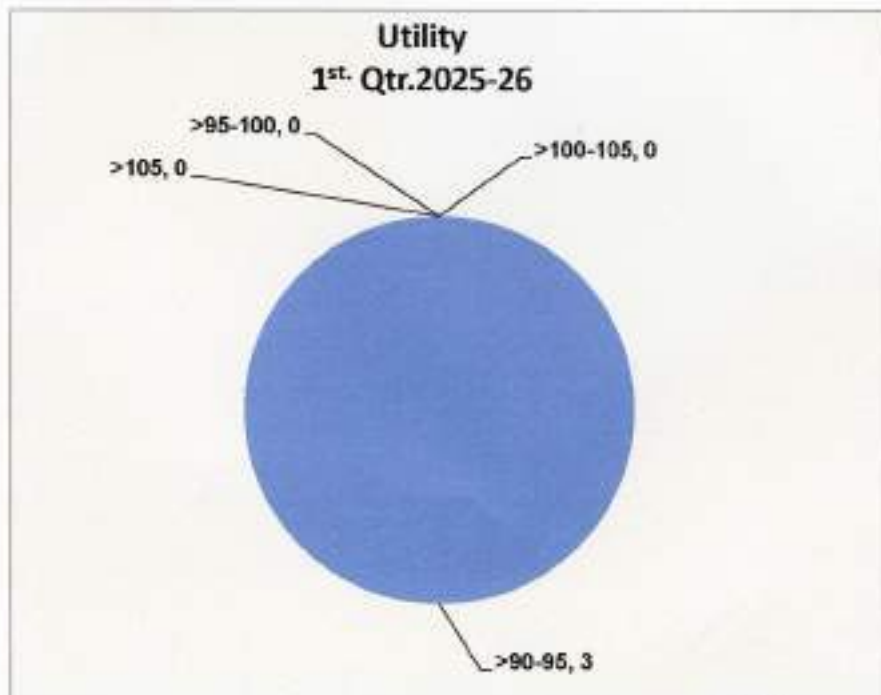
Sl. No	Location	2025-26
		1 st Qtr
1	Control Room	51.3
2	Operator Cabin	51.8
3	Loading Area (Bay- 2)	78.4

Noise Survey 1st Qtr. 2025-26 (April to June 2025)

Unit: Utility

Date: -

Sl. No	Location	2025-26
		1 st Qtr
1	Operators' Cabin	52.3
2	Near Ref. CW pump	91.8
3	Near Pet. CW pump	91.5
4	37-PM-102	90.2




[Handwritten signature]

Noise Survey 1st Qtr. 2025-26 (April to June 2025)

Unit: Pump House -1

Date-

Sl. No	Location	2025-26
		1 st Qtr
1	Operators' Cabin	52.0
2	Near Old Crude Pump	91.3
3	Near New Crude Pump	90.5



Noise Survey 1st Qtr. 2025-26 (April to June 2025)

Unit: WWTP & TTP

Date: - 09.06.2025

Sl. No	Location	2025-26
		1 st Qtr
1	WWTP Control Room	51.7
2	Rep Bio Sludge PH (WWTP)	77.3
3	Integrating Pump House CRU	76.9
4	TTP Control Room	51.2
New Fire Water Pump House		
5	Near Diesel Pump(P-06)	85.4
6	55-PM-005 A (Lube Oil)	83.8
7	Near 26- PV- 544 Control Valve	83.2

Noise Survey 1st Qtr. 2025-26 (April to June 2025)

Unit: OM&S

Date- 27.05.2025

Sl. No	Location	2025-26
		1 st Qtr
1	Control Room	51.6
2	Pump House #3 (E)	86.2
3	Pump House #3 (W)(P-26A)	88.3
4	Pump House #3 Staff Room (WLG)	52.2
5	PET. Pump House (S)	87.6
6	PET. Pump House (N)	84.8
7	PET. Pump House Operators Room	51.9
8	New TTL Pump House	88.2



Noise Survey 1st Qtr. 2025-26 (April to June 2025)

Unit: Quality Control Laboratory

Date: - 09.06.2025

Sl. No	Location	2025-26
		1 st Qtr
1	Analyst Sitting Room (04)	84.6
2	Black Oil Room	66.4
3	Ron Engine Room	65.9
4	Laboratory Hall	59.3
5	Instrument Room No.1	57.7
6	Instrument Room No.2	55.1
7	Shift In-Charge Room (02)	51.4
First Floor		
8	Analyst Sitting Room (11)	51.2
9	Microbial Laboratory Room	52.7
10	Density Room	61.3
11	Laboratory Hall Middle	54.1
12	Instrument Room No.1	54.4
13	Instrument Room No.2	55.8

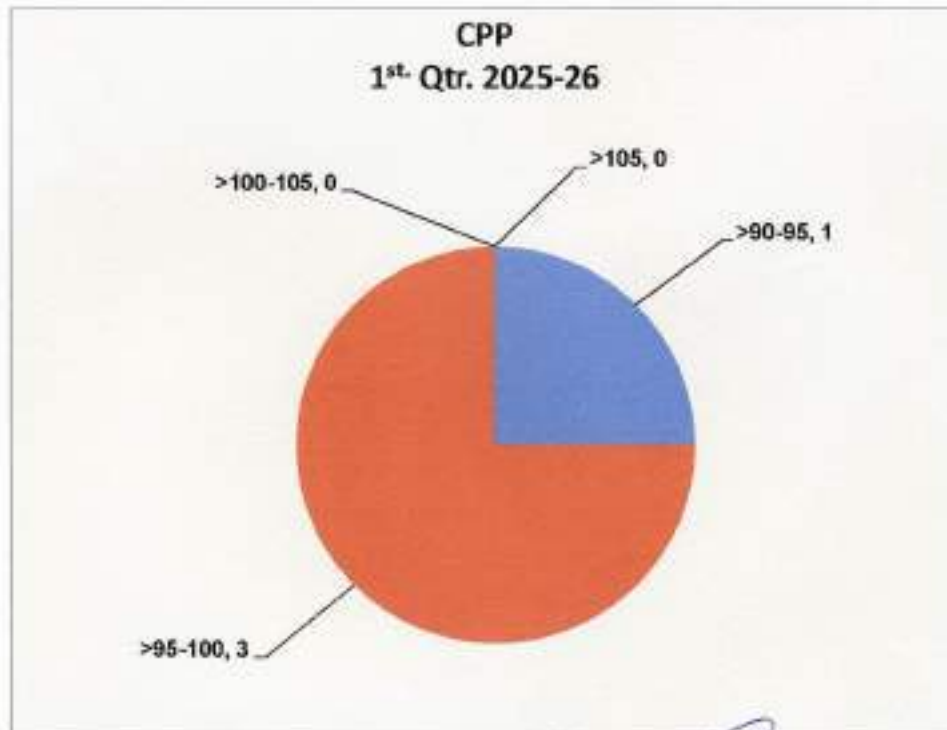


Noise Survey 1st Qtr. 2025-26 (April to June 2025)

Unit: Captive Power Plant

Date- 03.06.2025

Sl. No	Location	2025-26
		1 st Qtr
1	Control Room	57.2
2	Boiler Operators` Cabin	54.1
3	F.O Pump House	78.9
4	Near TG#3 Gear Box	86.7
5	Boiler #2 (Near Burner 1st Floor)	85.4
6	Boiler #2 (Near Burner 2nd Floor)	88.2
7	Boiler #4 (Near Burner 1st Floor)	90.7
8	Boiler #4 (Near Burner 2nd Floor)	85.5
9	Ejector Floor TG # 3	87.2
10	FD Fan Suction # 2	96.0
11	FD Fan Suction # 4	97.4
12	BFP#1(Turbine)	96.7



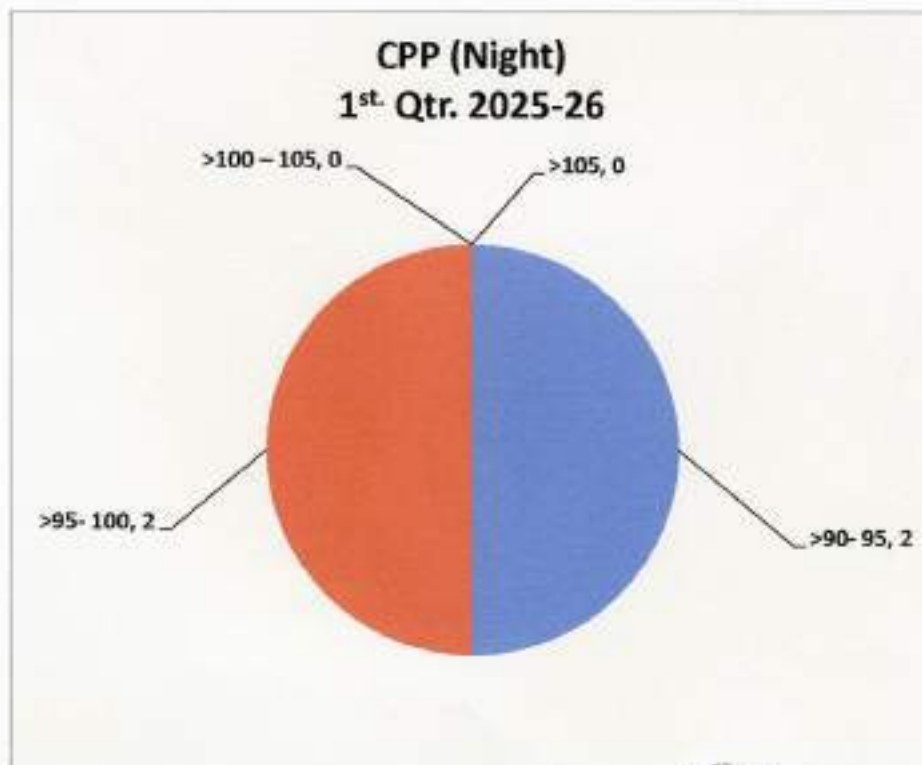
Esle

Noise Survey 1st Qtr. 2025-26 (April to June 2025)

Unit: Captive Power Plant (Night)

Date- 28.06.2025

Sl. No	Location	2025-26
		1 st . Qtr
1	P & U Control Room	55.1
2	Boiler Operators` Cabin	53.7
3	F.O Pump House	77.2
4	Near TG # 3 Gear Box	78.6
5	Boiler #2 (Near Burner 1st Floor)	85.2
6	Boiler #2 (Near Burner 2nd Floor)	90.4
7	Boiler #4 (Near Burner 1st Floor)	88.6
8	Boiler #4 (Near Burner 2nd Floor)	85.9
9	Ejector Floor TG # 3	74.3
10	FD Fan Suction # 2	96.8
11	FD Fan Suction # 4	97.1
12	BFP # 3	92.7

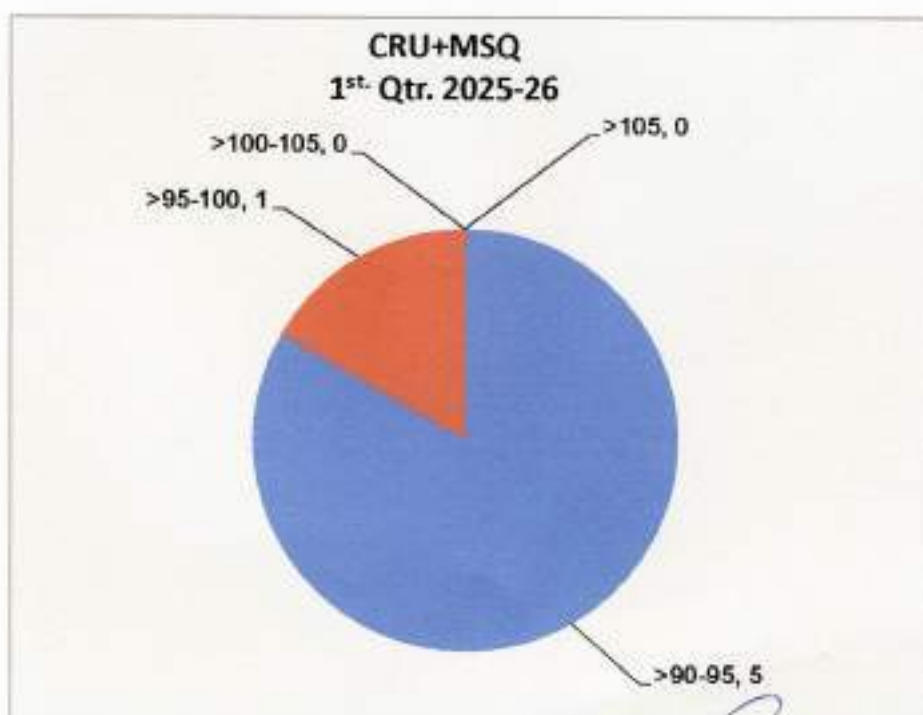


Noise Survey 1st Qtr. 2025-26 (April to June 2025)

Unit: CRU+MSQ

Date- 14.05.2025

Sl. No	Location	2025-26
		1 st Qtr
1	Control Room	52.8
2	Operators' Cabin	53.2
3	25-E-038 A/B MO- 1&2 Middle	86.4
4	21-MP-011C	90.2
5	22-MP-001C	92.7
6	26-P-02A	92.3
7	25-P-010B	88.9
8	25-P-014A	86.5
9	25-F-001 Below Furnace	96.2
10	26-F-001A Below Furnace	78.4
11	Near 22-MK-101&102	93.9
12	22-MK-103	86.5
13	25-MP-018A	88.7
14	25-MP-021A	87.5
15	25-MP-09A	87.2
16	25-MP-06B	90.8
17	25-MP-001B	87.3
18	25-MP-09B	87.7
19	25-MP-02B	88.6

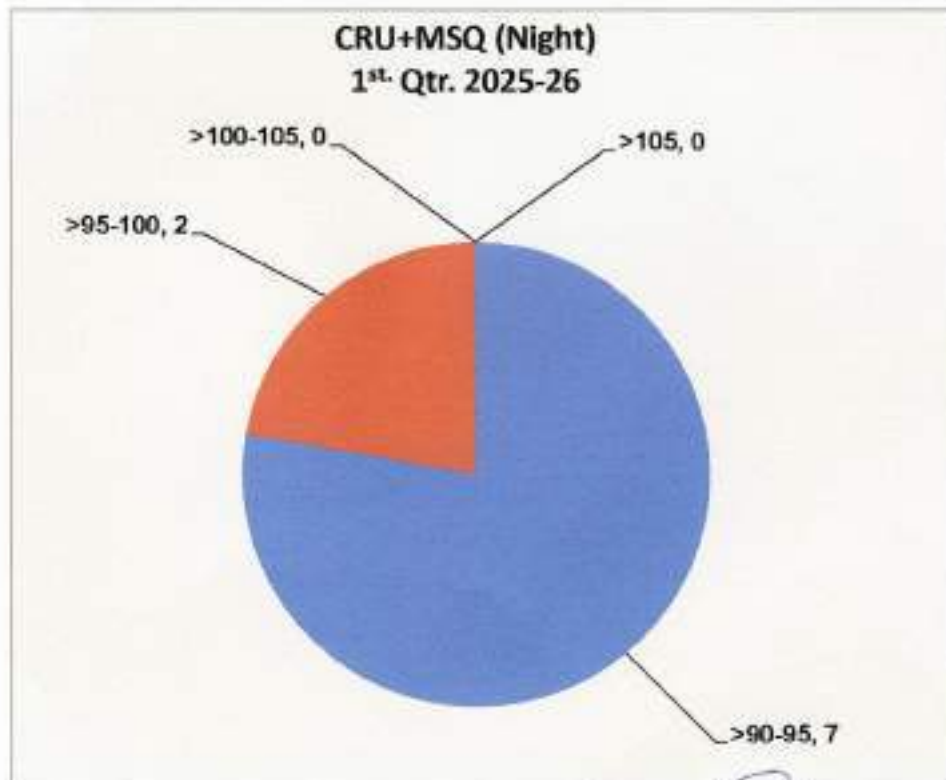


Noise Survey 1st Qtr. 2025-26 (April to June 2025)

Unit: CRU+MSQ (Night)

Date- 28.06.2025

Sl. No	Location	2025-26
		1 st Qtr
1	Control Room	52.1
2	Operators' Cabin	52.3
3	25-MP-018B	90.6
4	25-P-02B	91.4
5	26-P-02B	93.2
6	25-P-006A	94.1
7	25-P-010A	90.8
8	25-P-014B	88.5
9	25-P-08B	86.3
10	25-F-001 Below Furnace	96.8
11	26-F-001A Below Furnace	78.2
12	Near 22-MK-101&102	94.5
13	22-MK-103	88.7
14	25-MP-021B	88.4
15	25-MP-01B	88.2
16	25-MP-11C	91.7
17	22-P-001C	95.8

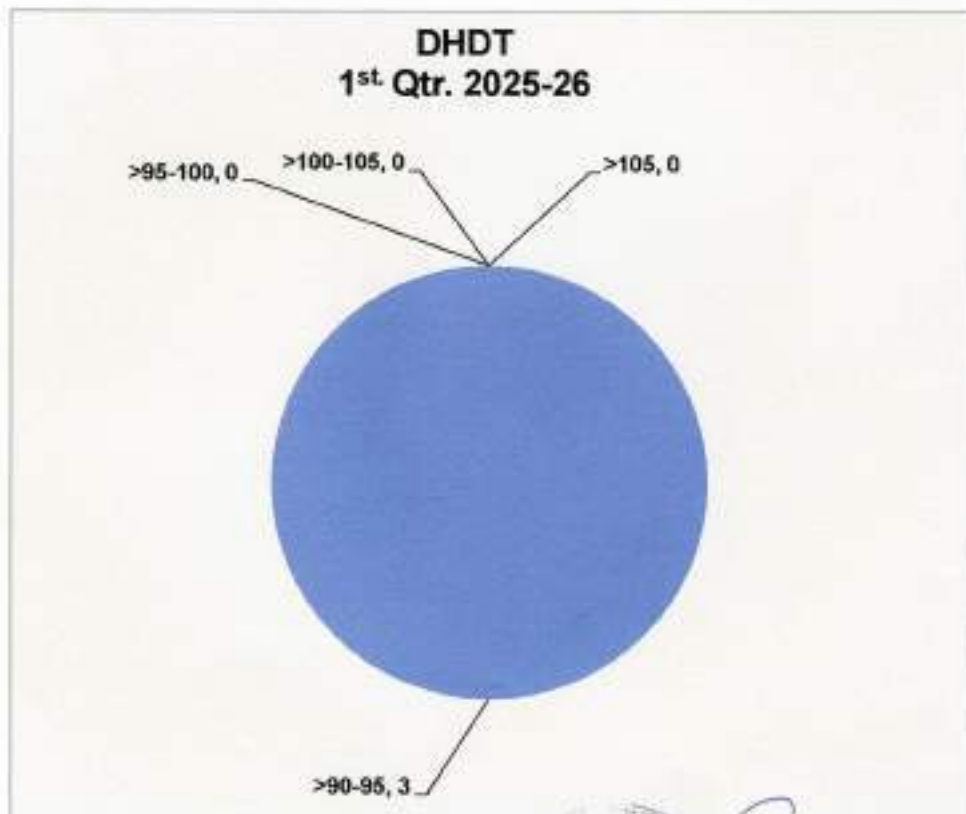


Noise Survey 1st Qtr. 2025-26 (April to June 2025)

Unit: DHDT


Date- 13.06.2025

Sl. No.	Location	2025-26
		1 st Qtr
1	DHDT Control Room	52.6
2	Near-81-P-001A	90.9
3	Near 81-P-024A	91.4
4	81-K-002B Floor	88.2
5	81-K-002B Below	89.7
6	Near 81-FDM-001A	85.1
7	Near 81-FV-3303 Production line	88.3
8	Near 81-P- 0025A	88.6
9	Near 81-P- 0026B	87.4
10	Tank Farm Pump House	84.1
11	81-P-004B	89.3
12	81-EFM-001 A/B/C/D	86.5
13	81-EFM-002 & 03 A/B	87.1
14	81-F-001 Below Furnace	77.9
15	Near-81-P-023A	91.7



Noise Survey 1st Qtr. 2025-26 (April to June 2025)

Unit: DHDT (Night)		Date- 28.06.2025
Sl. No.	Location	2025-26
		1 st Qtr
1	DHDT Control Room	51.8
2	Near-81-P-001C	91.1
3	Near-81-P-002A	88.7
4	Near 81-P-024A	92.2
5	81-K-002B Floor	90.3
6	81-K-002B Below	88.6
7	Near 81-FV-3303 Production line	88.4
8	Near 81-P- 0025A	90.1
9	Tank Farm Pump House	78.9
10	81-EFM-001 A/B/C/D	86.5
11	81-EFM-002&03 A/B	85.2
12	81-F-001 Below Furnace	77.9
13	Near 81-V-01	83.4
14	81-FDM-01A	84.7




Noise Survey 1st Qtr. 2025-26 (April to June 2025)

Unit: HGU

Date: - 19.06.2025

Sl. No	Location	2025-26
		1 st Qtr
1	PSA - Area North Side	92.1
2	PSA - Area South Side	91.8
3	Compressor House	76.2
4	82-PM - 002A	90.5
5	82-PM-001A	88.3
6	82-PM-003A	88.9
7	82-FDM-001A	86.5
8	82-IDM-01	81.2
9	82-C-002 Floor	72.4
10	Near 82-EFM-001A/B/C/D	81.7
11	82- PM- 005A	88.3




Noise Survey 1st. Qtr. 2025-26 (April to June 2025)

Unit: HGU (Night)

Date: - 28.06.2025

Sl. No	Location	2025-26
		1 st . Qtr
1	PSA - Area North Side	93.2
2	PSA - Area South Side	92.5
3	Compressor House	76.9
4	82-PM – 002A	85.7
5	82-PM-001A	89.3
6	82-PM-003B	89.5
7	82-FDM-001A	81.2
8	82-C-002 Floor	71.6
9	Near 82-EFM-001A/B/C/D	78.1
10	82- PM- 005A	84.3
11	82-IDM-001	82.5

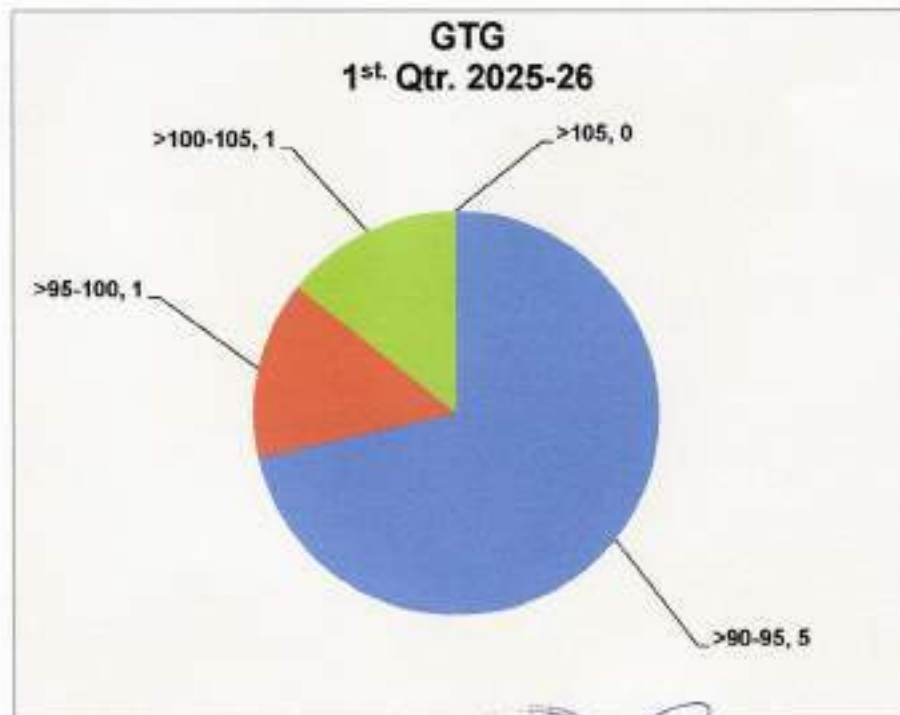


Noise Survey 1st Qtr. 2025-26 (April to June 2025)

Unit: GTG

Date- 11.06.2025

Sl. No	Location	2025-26
		1 st Qtr
1	Control Room	52.5
2	GTG Panel Area	75.2
3	Accessory Compartment	93.4
4	Turbine Compartment	97.1
5	Gen & Exciter	93.8
6	Load Gear Compartment	101.2
7	North Side of GTG Plant	85.4
8	BFP # 3	87.7
9	94-PM-1464	91.2
10	94-AFM-GG-SAF-2	91.4
11	94-AFM-AAF-1	90.6
12	94-PM-36C	83.1
13	94-PM-3850	83.5
14	94-PM-1554B	81.7

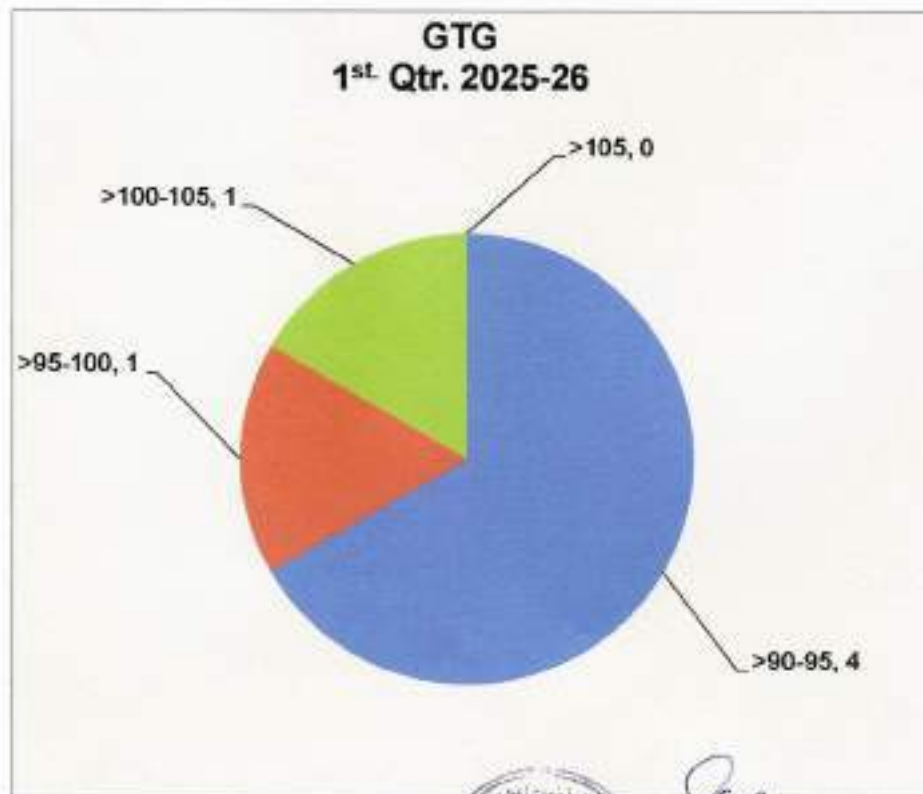


Noise Survey 1st Qtr. 2025-26 (April to June 2025)

Unit: GTG (Night)

Date- 28.06.2025

Sl. No	Location	2025-26
		1 st Qtr
1	Control Room	52.3
2	GTG Panel Area	76.7
3	Accessory Compartment	93.9
4	Turbine Compartment	97.5
5	Gen & Exciter	94.3
6	Load Gear Compartment	102.4
7	North Side of GTG Plant	84.1
8	94-PM-3856	83.8
9	Near BFP # 3	88.5
10	94-AFM-DD-SAF-2	91.8
11	94-AFM-AAF-1	90.6
12	94-PM-36C	84.9
13	94-PM-15C	85.5



Noise Survey 1st Qtr. 2025-26 (April to June 2025)

Unit: Prime G+

Date:-23.06.2025

Sl. No	Location	2025-26
		1 st Qtr
1	102-F-001 Below Furnace	75.8
2	102-F-002 Below Furnace	76.5
3	Compressor's House(KM-002B)	83.7
4	102-PM-005A	86.4
5	102-PM-002A	83.0
6	102-PM-010A	81.9
7	102-PM-004A	86.2
8	102-PM-002A	86.5
9	102-PM-08B	87.7
10	102-PM-001A	84.1
11	102-PM-012A	85.3
12	102-PM-07B	82.5
13	102-EFM-01/02/03/05 A/B	86.2

Noise Survey 1st Qtr. 2025-26 (April to June 2025)

Unit: Prime G+ (Night)

Date:-26.06.2025

Sl. No	Location	2025-26
		1 st Qtr
1	102-F-001 Below Furnace	76.5
2	102-F-002 Below Furnace	78.1
3	Compressor's House(KM-002B)	82.9
4	102-PM-005A	84.2
5	102-PM-02A	82.3
6	102-PM-010A	81.0
7	102-PM-08B	81.7
8	102-PM-001A	86.2
9	102-PM-09A	83.6
10	102-EFM-01 A/B	86.1
11	102-PM-004A	87.9
12	102-PM-007B	81.6

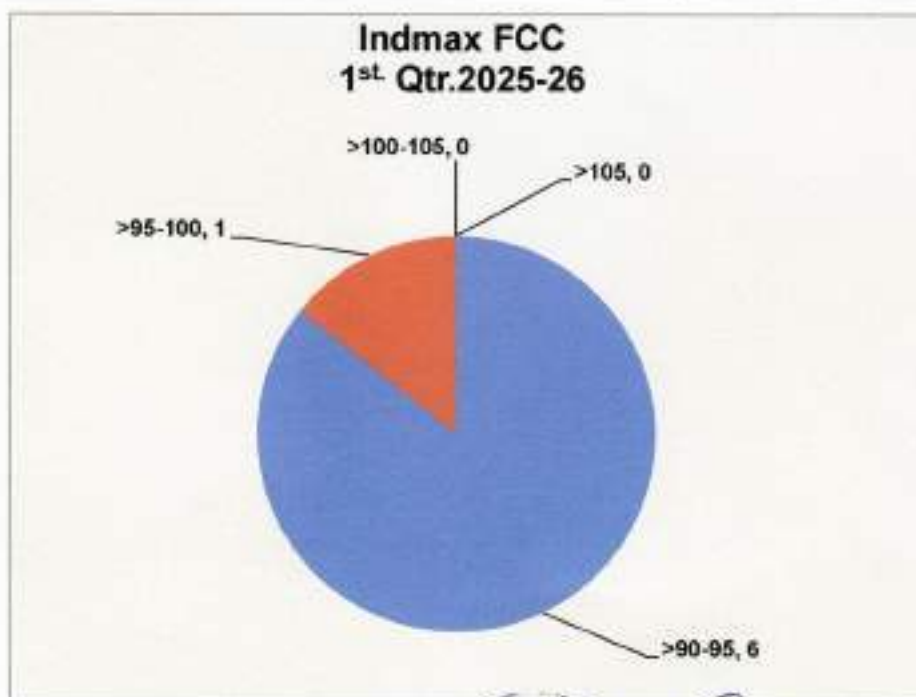


Noise Survey 1st Qtr. 2025-26 (April to June 2025)

Location: Indmax FCC

Date: - 25.06.2025

Sl. No	Location	2025-26
		1 st Qtr
1	101-PM-022A	89.3
2	101-PM-025A/B	88.6
3	101-PM-05B	90.2
4	101-XM-02-P-03A	90.7
5	101-PM-01B	90.9
6	101-X-005-KM-01B	92.5
7	Compressor House	99.1
8	101-PM-020A	89.4
9	101-PM-08B	88.7
10	Check & Change Room	52.4
11	101-PM-04A	88.2
12	101-PM-011B	87.5
13	101-PM-012A	87.3
14	101-PM-028A	91.8
15	101-PM-019A	90.5
16	101-PM-048A	88.3
17	Near 101-EFM-004A-01/02	87.4



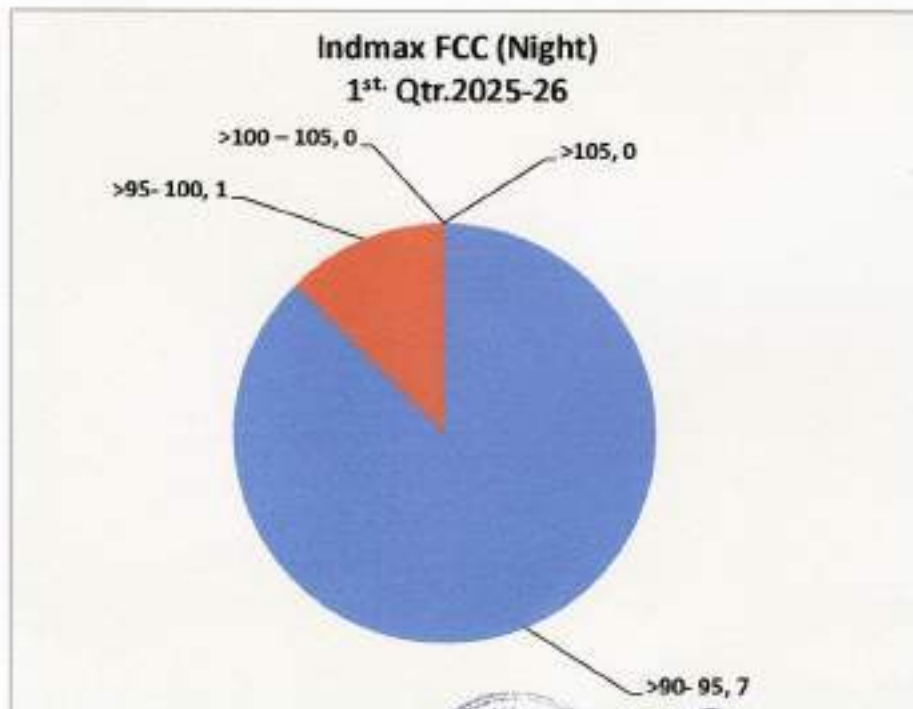
Signature

Noise Survey 1st Qtr. 2025-26 (April to June 2025)

Location: Indmax FCC (Night)

Date: - 26.06.2025

Sl. No	Location	2025-26
		1 st Qtr
1	101-PM-022A	88.6
2	101-PM-025A/B	87.2
3	101-PM-048A	86.9
4	101-PM-01B	90.3
5	101-X-005-KM-01B	92.7
6	Compressor House	99.3
7	101-PM-020A	90.1
8	101-PM-08B	87.6
9	Check & Change Room	53.8
10	101-PM-04A	88.3
11	101-PM-03A	87.6
12	101-PM-011B	86.4
13	101-PM-012A	88.7
14	101-PM-019A	90.3
15	101-PM-05A	90.8
16	101-PM-040A	91.5
17	101-XM-02-P- 03A	90.1



Noise Survey 1st Qtr. 2025-26 (April to June 2025)

Location: Inside Plant Boundary (CISF Towers & Tube Well Area) Date: - 09.06.2025

Sl. No	Location	2025-26
		1 st Qtr
1	Near CISF Tower No.15	52.6
2	Near Tube Well # 14	52.1
3	Near CISF Tower No. 13	52.3
4	Near CISF Tower No. 11	52.7
5	Near Tube Well # 17	52.5
6	Near CISF Tower No.08	52.4
7	Near Tube Well # 13	52.6
8	Near Tube Well # 16	52.2
9	Near CISF Tower No. 10	51.8
10	Near CISF Tower No. 12	52.3
11	Near CISF Tower No. 16	52.7
12	Near CISF Tower No. 9	52.4
13	Near CISF Tower No. 6	52.7
14	Near CISF Tower No. 7	52.3
15	Near CISF Tower No. 14	53.1
16	Near CISF Tower No. 17	52.5
17	Near CISF Tower No. 18	52.8
18	Near Tube Well # 4	53.0
19	Near CISF Tower No. 19	52.2
20	Near CISF Tower No. 20	52.5



Noise Survey 1st Qtr. 2025-26 (April to June 2025)

Unit: - BS-VI (Night)

Date: - 26.06.2025

Sl. No	Location	2025-26
		1 st Qtr
1	BS-IV Control Room	51.6
2	Change Room	52.8
3	104 KM-002A	78.3
4	104 KM-001B	76.8
5	104-PM-007A	78.4
6	104-PM-003B	81.1
7	104-PM-001A	88.7
8	104-PM-002B	75.2
9	86A-PM-103B	82.5
10	86A-PM-03A	82.8
11	84A-PM-004A	83.5
12	84A-PM-001B	81.6
13	84A-PM-006B	81.9



Noise Survey 1st Qtr. 2025-26 (April to June 2025)

Location: Residential Area: Noise Level in dB (A)

Date:-30.06.2025

Sl. No	Location	1 st Qtr. 2025-26			
		Day	Night	Day Time	Night time
1	Near BGR, Hospital	53.6	44.5	05:27 PM	10:34 PM
2	Near D.P.School, BGR	53.4	43.2	05:34 PM	10:39 PM
3	Near Deoshree G/H	54.1	44.7	05:23 PM	10:28 PM
4	BGR, Township Manas (G/H)	53.5	44.5	05:41 PM	10:47 PM
5	Manasa Mandhir	54.8	44.3	05:48 PM	10:54 PM
6	Manjeera House	53.3	43.7	05:19 PM	10:23 PM
Location: Industrial Area:					
7	BGR, Township Gate # 2	62.5	57.4	05:08 PM	10:18 PM
8	Gate # 1 (Main Gate): S	61.9	55.8	04:44 PM	11:23 PM
9	Gate # 2 (IOC Marketing): S/W	62.5	59.5	04:52 PM	11:32 PM
10	Gate # 3 (Near LPG Gate): W	63.2	54.2	04:56 PM	11:36 PM
11	Gate # 4 (PSF Gate): S/E	61.8	54.5	04:36 PM	10:15 PM
12	Gate # 5 (Indmax Gate): S/E	63.3	56.3	04:33 PM	11:12 PM

Ambient Air Quality Standards in respect of Noise

Area Code	Category of area	Limit in dB(A) Leg	
		Day time	Night time
A	Industrial area	75	70
B	Commercial area	65	55
C	Residential area	55	45
D	Silence Zone	50	40

Note:

1. Day time is reckoned in between 06.00 a.m. and 10.00 p.m.
2. Night time is reckoned in between 10.00 p.m., and 06.00 a.m.
3. Silence zone is defined as areas up to 100 meters around such premises as hospitals, educational institutions, courts and religious places. The silence zones are to be declared by the Competent Authority.



Test Report

Issued To **M/s Indian Oil Corporation Limited**
Bongaigang Refinery
Dist. Chirang-783 380, Assam, India

ULR No. : TC148142500005953F
Test Report Date: 03/10/2025

Sample Particulars

Nature of the Sample
Date of Sampling
Purpose of Monitoring
Method of Sampling
Instrument Used
Unit

Ambient Noise
15/09/2025
To Check the Pollution Load
IS 9989
Sound Level Meter
CDU-1

Analysis Report

Sr. No.	Location	Test Result dB(A), Day Time	Test Method
	CDU-1 (Day)		
1	Control Room	52.8	IS 9989
2	Operators' Cabin	54.2	
3	Below Furnace	84.1	
4	Near P- 002C	92.6	
5	Near P- 05B	93.6	
6	Near P- 08D	88.4	
7	Near 11-FA- 02A	87.4	
8	Near 11-FA-01B	82.2	
9	Near P- 09B	94.8	
10	Near P- 04B	95.3	
11	DHDT Air Compressors'	98.1	
12	Near 11-PM-10A	93.8	
13	Near 11-P- 152A	82.6	
14	Near 11-PM-106B	87.2	

Note: Monitoring Time: Between 6:00 A.M to 10:00 P.M (Day)
Between 10:00 P.M to 6:00 A.M (Night)

Note: The Noise Ambient Air Quality Standards are given for reference

Area Code	Category of Area	Limits dB (A) Leq	
		Day Time (6AM – 10PM)	Night Time (10PM – 06AM)
A	Industrial Area	75	70
B	Commercial Area	65	55
C	Residential Area	55	45
D	Silence Zone	50	40

End of the Report



TC-14814

(AUTHORISED SIGNATORY)
(RAVINDER MITTAL)

NOTE: The laboratory accepts the responsibility for the content of report. The results contained in this report are valid only for the sample tested. Test report shall not be reproduced except in full without the written approval of the laboratory. The report is intended only for client's internal use and for legal purposes only. For advertisement, this report shall not be reproduced except in full without the written approval of the organization. Samples will be destroyed after 30 days from the date of issue of test certificate unless otherwise notified. Any complaint about any report should be communicated in writing within 7 days of issue of this report. Test facility of these laboratories is limited to certain amount only. If you have any complaint/feedback regarding the sample collection/testing/legal report, please send an email at info@nityalab.com or call 0191-2465597, +91-9473829081.

CORPORATE OFFICE & CENTRAL LABORATORIES :-

9 PLOT NO. 118, CHURCH ROAD, BEHIND KAUSIK VATIKA, BHAGAT SINGH COLONY, BALLABHGARH, FARIDABAD - 121004, HARYANA, INDIA

+91-129-2241021

+91-9013591021, +91-9013552273

labsnitya@gmail.com

www.nityalab.com

Test Report

Issued To M/s Indian Oil Corporation Limited
Bongaigaon Refinery
Distt. Chirang-783 380, Assam, India

ULR No. : TC148142500006314F
Test Report Date: 03/10/2025

Sample Particulars

Nature of the Sample

Date of Sampling

Purpose of Monitoring

Method of Sampling

Instrument Used

Unit

Ambient Noise

29/09/2025

To Check the Pollution Load

IS 9989

Sound Level Meter

CDU-1

Analysis Report

Sr. No.	Location	Test Result dB(A), Day Time	Test Method
	CDU-1 (Night)		IS 9989
1	Control Room	54.1	
2	Operators' Cabin	56.8	
3	11-F-001 Below Furnace	83.2	
4	Near 11- PM- 05A	93.5	
5	Near 11-FA-01B	87.9	
6	Near 11-FA-02B	88.7	
7	Near P- 014A	95.3	
8	DHDT Air Compressors'	99.6	
9	Near 11-P-160B	87.6	
10	Near P- 08C	91.3	
11	Near 11- P- 04B	96.8	
12	Near P- 02C	94.2	

Note: Monitoring Time: Between 6:00 A.M to 10:00 P.M (Day)
Between 10:00 P.M to 6:00 A.M (Night)

Note: The Noise Ambient Air Quality Standards are given for reference

Area Code	Category of Area	Limits dB (A) Leq	
		Day Time (6AM – 10PM)	Night Time (10PM – 06AM)
A	Industrial Area	75	70
B	Commercial Area	65	55
C	Residential Area	55	45
D	Silence Zone	50	40

..... End of the Report.....



TC-14814

Authorized
(AUTHORISED SIGNATORY)
(RAVINDER MITTAL)

NOTE: The laboratory accepts the responsibility for content of report. The results contained in this test report related only to the sample tested. The report shall not be reproduced except in full without the written approval of the laboratory. This report is prepared only for your guidance and not for legal purpose or for advertisement. This report shall not be reproduced except in full without the written approval of the laboratory. Samples will be destroyed after 60 days from the date of issue of test certificate unless otherwise specified. Any complaint about the report should be communicated in writing within 7 days of issue of this report. Test facility of these laboratories is limited to stated amount only. If you have any complaint/feedback regarding the sample collection/testing/test report, please send us email at info@nityalab.com or call 191-2465597.

CORPORATE OFFICE & CENTRAL LABORATORIES :-

9 PLOT NO. 118, CHURCH ROAD, BEHIND KAUSIK VATIKA, BHAGAT SINGH COLONY, BALLABHGARH, FARIDABAD - 121004, HARYANA, INDIA

+91-129-2241021

+91-9013591021, +91-9013552273

labsnitya@gmail.com

www.nityalab.com

BUILDING & ROAD, MATERIAL, SOIL, ENVIRONMENTAL & CALIBRATION TESTING LAB

Test Report

Issued To M/s Indian Oil Corporation Limited
Bongaigaon Refinery
Distt. Chirang-783 380, Assam, India

ULR No. TC148142500005956F
Test Report Date: 03/10/2025

Sample Particulars

Nature of the Sample : Ambient Noise
Date of Sampling : 15/09/2025
Purpose of Monitoring : To Check the Pollution Load
Method of Sampling : IS 9989
Instrument Used : Sound Level Meter
Unit : CDU-2 +FGRS

Analysis Report

Sr. No.	Location	Test Result dB(A), Day Time	Test Method
	CDU-2 +FGRS (Day)		IS 9989
1	Control Room	52.9	
2	Change Room/Operators' Cabin	53.4	
3	FD FAN-B	85.7	
4	Below Furnace	83.3	
5	Near P- 002A	96.1	
6	Near P- 08A	97.5	
7	Near P- 05A	97.8	
8	Near P- 03A	94.2	
9	Near P- 013	92.9	
10	Near P- 151B	82.3	
11	FGRS Area	84.7	

Note: Monitoring Time: Between 6:00 A.M to 10:00 P.M (Day)
Between 10:00 P.M to 6:00 A.M (Night)

Note: The Noise Ambient Air Quality Standards are given for reference

Area Code	Category of Area	Limits dB (A) Leq	
		Day Time (6AM – 10PM)	Night Time (10PM – 06AM)
A	Industrial Area	75	70
B	Commercial Area	65	55
C	Residential Area	55	45
D	Silence Zone	50	40

..... End of the Report.....



(AUTHORISED SIGNATORY)
(RAYINDER MITTAL)

NOTE: The laboratory accepts the responsibility for correct results. This report is prepared by the test report number and is the property of the laboratory. This report should not be reproduced, stored in a retrieval system, or transmitted in any form or by any means, electronic, mechanical, photocopying, recording, or by any information storage and retrieval system, without the written permission of the laboratory. The report is valid only for the purpose for which it was issued and for the period specified. The report shall not be reproduced or stored in a retrieval system without the written permission of the laboratory. The report is valid only for the purpose for which it was issued and for the period specified. The report shall not be reproduced or stored in a retrieval system without the written permission of the laboratory. The report is valid only for the purpose for which it was issued and for the period specified.

CORPORATE OFFICE & CENTRAL LABORATORIES :-

9 PLOT NO. 118, CHURCH ROAD, BEHIND KAUSIK VATIKA, BHAGAT SINGH COLONY, BALLABHGARH, FARIDABAD - 121004, HARYANA, INDIA

+91-129-2241021

+91-9013591021, +91-9013552273

labsnitya@gmail.com

www.nityalab.com

BUILDING & ROAD, MATERIAL, SOIL, ENVIRONMENTAL & CALIBRATION TESTING LAB

Test Report

Issued To M/s Indian Oil Corporation Limited
Bongaigaon Refinery
Distt. Chirang-783 380, Assam, India

ULR No. : TC148142500006315F
Test Report Date: 03/10/2025

Sample Particulars

Nature of the Sample

Date of Sampling

Purpose of Monitoring

Method of Sampling

Instrument Used

Unit

Ambient Noise
29/09/2025
To Check the Pollution Load
IS 9989
Sound Level Meter
CDU-1

Analysis Report

Sr. No.	Location	Test Result dB(A), Day Time	Test Method
	CDU-2 +FGRS (Night)		
1	Control Room	57.6	
2	Operators' Cabin	59.4	
3	11-F-001 Below Furnace	85.2	
4	Near P- 154A	85.6	
5	Near P- 03B	86.4	
6	FD FAN-B	83.5	
7	Near P- 008C	91.1	
8	Near P- 09B	96.0	
9	Near P- 002B	93.7	
10	Near P- D13	94.3	
11	Near P- 04B	96.9	
12	FGRS Area	87.2	IS 9989

Note: Monitoring Time: Between 6:00 A.M to 10:00 P.M (Day)
Between 10:00 P.M to 6:00 A.M (Night)

Note: The Noise Ambient Air Quality Standards are given for reference

Area Code	Category of Area	Limits dB (A) Leq	
		Day Time (6AM - 10PM)	Night Time (10PM - 06AM)
A	Industrial Area	75	70
B	Commercial Area	65	55
C	Residential Area	55	45
D	Silence Zone	50	40

End of the Report.....



(AUTHORISED SIGNATORY)
(RAVINDER MITTAL)

NOTE: The signatory accepts the responsibility for content of report. The results contained in this report shall only be valid for the purpose stated. This report shall not be reproduced without the written approval of the signatory. Samples will be destroyed after 30 days from the date of issue of test certificate unless otherwise specified. Any comments about this report should be communicated in writing within 7 days of issue of this report. Your liability of Nitya Laboratories is limited to the amount stated only. If you have any complaint/feedback regarding the sample collection/testing/test report, please send an email at info@nityalab.com or call us at +91-191-2465597.

CORPORATE OFFICE & CENTRAL LABORATORIES :-

PLOT NO. 118, CHURCH ROAD, BEHIND KAUSIK VATIKA, BHAGAT SINGH COLONY, BALLABHGARH, FARIDABAD - 121004, HARYANA, INDIA

+91-129-2241021

+91-9013591021, +91-9013552273

labsnitya@gmail.com

www.nityalab.com

BUILDING & ROAD, MATERIAL, SOIL, ENVIRONMENTAL & CALIBRATION TESTING LAB

Test Report

Issued To M/s Indian Oil Corporation Limited
Bongaigaon Refinery
Distt. Chirang-783 380, Assam, India

ULR No. : TC148142500005198F
Test Report Date: 03/10/2025

Sample Particulars

Nature of the Sample : Ambient Noise
Date of Sampling : 24/09/2025
Purpose of Monitoring : To Check the Pollution Load
Method of Sampling : IS 9989
Instrument Used : Sound Level Meter
Unit : LPG (Bullet) Loading Plant

Analysis Report

Sr. No.	Location	Test Result dB(A), Day Time	Test Method
	LPG (Bullet) Loading Plant (Day)		
1	Control Room	52.9	IS 9989
2	Operator Cabin	56.3	
3	Loading Area (Bay- 2)	77.5	
4	Near 103-PM-001A/B	78.2	
5	Near 103-PM-003C	76.8	

Note: Monitoring Time: Between 6:00 A.M to 10:00 P.M (Day)
Between 10:00 P.M to 6:00 A.M (Night)

Note: The Noise Ambient Air Quality Standards are given for reference

Area Code	Category of Area	Limits dB (A) Leq	
		Day Time (6AM – 10PM)	Night Time (10PM – 06AM)
A	Industrial Area	75	70
B	Commercial Area	65	55
C	Residential Area	55	45
D	Silence Zone	50	40

End of the Report.....



(AUTHORISED SIGNATORY)
(RAVINDER MITTAL)

NOTE: The laboratory accepts the responsibility for content of report. The results contained in this report are valid only for the sample tested. This report shall not be reproduced or used in full, without written approval of the laboratory. This report is intended only for your guidance and not for legal purposes or for advertisement. This report shall not be reproduced or used in full without the written approval of the laboratory. Samples will be returned after 30 days from the date of issue of test certificate unless otherwise specified. Any complaints about the report should be communicated in writing within 7 days of issue of the report. Total liability of Nitya Laboratories is limited to the amount of the fee paid for the test. If you have any complaints/feedback regarding the sample collection/testing/test report, please send an email at info@nityalab.com and call us on +91-191-2465597, +91-9879794989.

CORPORATE OFFICE & CENTRAL LABORATORIES :-

PLOT NO. 118, CHURCH ROAD, BEHIND KAUSIK VATIKA, BHAGAT SINGH COLONY, BALLABHGARH, FARIDABAD - 121004, HARYANA, INDIA

+91-129-2241021

+91-9013591021, +91-9013552273

labsnitya@gmail.com

www.nityalab.com

Test Report

Issued To **M/s Indian Oil Corporation Limited**
Bongaigaon Refinery
Distt. Chirang-783 380, Assam, India

ULR No. : TC148142500006242F
Test Report Date: 03/10/2025

Sample Particulars

Nature of the Sample

Date of Sampling

Purpose of Monitoring

Method of Sampling

Instrument Used

Unit

Ambient Noise
25/09/2025
To Check the Pollution Load
IS 9989
Sound Level Meter
Utility

Analysis Report

Sr. No.	Location	Test Result dB(A), Day Time	Test Method
	Utility (Day)		
1	Operators' Cabin	53.5	IS 9989
2	Near Ref. CW pump	91.6	
3	Near Pet. CW pump	90.8	
4	37-PM-103	91.3	

Note: Monitoring Time: Between 6:00 A.M to 10:00 P.M (Day)
: Between 10:00 P.M to 6:00 A.M (Night)

Note: The Noise Ambient Air Quality Standards are given for reference

Area Code	Category of Area	Limits dB (A) Leq	
		Day Time (6AM - 10PM)	Night Time (10PM - 06AM)
A	Industrial Area	75	70
B	Commercial Area	65	55
C	Residential Area	55	45
D	Silence Zone	50	40

..... End of the Report.....



TC-14814



(AUTHORISED SIGNATORY)
(RAVINDER MITTAL)

NOTE: The laboratory accepts the responsibility for content of report. The results mentioned in this test report relate only to the sample tested. Test report shall not be reproduced except in full, without written approval of the laboratory. The report is intended only for your guidance and not for legal evidence or for advertisement. This report shall not be reproduced except in full without the written approval of this organization. Samples will be destroyed after 30 days from the date of issue of test certificate unless otherwise specified. Any comments about this report should be communicated in writing within 7 days of date of this report. Test results of future submissions is issued without direct info. If you have any complaint/feedback regarding the sample collection/testing/test report, please send us email at info@nityalab.com or call +91-191-2465597, +91-9013552273.

CORPORATE OFFICE & CENTRAL LABORATORIES :-

43, PLOT NO. 118, CHURCH ROAD, BEHIND KAUSIK VATIKA, BHAGAT SINGH COLONY, BALLABHGARH, FARIDABAD - 121004, HARYANA, INDIA

+91-129-2241021

+91-9013591021, +91-9013552273

labsnitya@gmail.com

www.nityalab.com

Test Report

Issued To: M/s Indian Oil Corporation Limited
Bongaigaon Refinery
Distt. Chirang-783 380, Assam, India

ULR No. : TC148142500006243F
Test Report Date: 03/10/2025

Sample Particulars

Nature of the Sample : Ambient Noise
Date of Sampling : 25/09/2025
Purpose of Monitoring : To Check the Pollution Load
Method of Sampling : IS 9889
Instrument Used : Sound Level Meter
Unit : Pump House -1

Analysis Report

Sr. No.	Location	Test Result dB(A), Day Time	Test Method
	Pump House -1 (Day)		IS 9889
1	Operators' Cabin	53.7	
2	Near Old Crude Pump	92.4	
3	Near New Crude Pump	90.7	

Note: Monitoring Time: Between 6:00 A.M to 10:00 P.M (Day)
Between 10:00 P.M to 6:00 A.M (Night)

Note: The Noise Ambient Air Quality Standards are given for reference

Area Code	Category of Area	Limits dB (A) Leq	
		Day Time (6AM – 10PM)	Night Time (10PM – 06AM)
A	Industrial Area	75	70
B	Commercial Area	65	55
C	Residential Area	55	45
D	Silence Zone	50	40

..... End of the Report.....



TC-14814

(AUTHORISED SIGNATORY)
(RAVINDER MITTAL)

NOTE: The laboratory accepts the responsibility for contents of report. The results contained in this test report remain only in the custody of the laboratory. This report is intended only for your customer and not for any other purpose or for advertisement. The report shall not be reproduced except in full without the written approval of this organization. Samples will be returned after 30 days from the date of issue of test certificate unless otherwise specified. Any complaints about this report should be communicated in writing within 7 days of issue of this report. Your safety of Nitya Laboratories is limited to the amount of the fee. If you have any complaint/feedback regarding the sample collection, testing/test report, please send us a mail at info@nityalab.com and call at +91-191-2465597, +91-9013552273.

CORPORATE OFFICE & CENTRAL LABORATORIES :-

9 PLOT NO. 118, CHURCH ROAD, BEHIND KAUSIK VATIKA, BHAGAT SINGH COLONY, BALLABHGARH, FARIDABAD - 121004, HARYANA, INDIA

+91-129-2241021

+91-9013591021, +91-9013552273

labsnitya@gmail.com

www.nityalab.com

BUILDING & ROAD, MATERIAL, SOIL, ENVIRONMENTAL & CALIBRATION TESTING LAB

Test Report

Issued To Mis Indian Oil Corporation Limited
Bongaigaon Refinery
Distt. Chirang-783 380, Assam, India

ULR No. : TC148142500006244F
Test Report Date: 03/10/2025

Sample Particulars

Nature of the Sample

Date of Sampling

Purpose of Monitoring

Method of Sampling

Instrument Used

Unit

Ambient Noise
25/09/2025
To Check the Pollution Load
IS 9989
Sound Level Meter
WWTP & TTP

Analysis Report

Sr. No.	Location	Test Result dB(A), Day Time	Test Method
	WWTP & TTP (Day)		IS 9989
1	WWTP Control Room	53.8	
2	Rep Bio Sludge PH (WWTP)	79.3	
3	Integrating Pump House CRU	78.1	
4	TTP Control Room	52.4	
	New Fire Water Pump House		
5	Near Diesel Pump(P-06)	86.2	
6	55-PM-005 A (Lube Oil)	83.9	
7	Near 25- PV- 544 Control Valve	84.6	

Note: Monitoring Time: Between 6:00 A.M to 10:00 P.M (Day)
Between 10:00 P.M to 6:00 A.M (Night)

Note: The Noise Ambient Air Quality Standards are given for reference

Area Code	Category of Area	Limits dB (A) Leq	
		Day Time (6AM – 10PM)	Night Time (10PM – 06AM)
A	Industrial Area	75	70
B	Commercial Area	65	55
C	Residential Area	55	45
D	Silence Zone	50	40

End of the Report



TC-14814

(AUTHORISED SIGNATORY)
(RAVINDER MITTAL)

NOTE: The laboratory accepts the responsibility for content of report. The results contained in this report are valid only for the sample tested. Test report shall not be reproduced except in full, without written approval of the laboratory. This report is intended only for your product and not for any other purpose or for advertisement. This report shall not be reproduced except in full without the written approval of the organization. Samples will be destroyed after 30 days from the date of issue of test certificate unless otherwise specified. Any comments about this report should be communicated in writing within 7 days of issue of this report. Your failure to file a complaint is deemed an approval of the report. If you have any complaints/feedback regarding the sample collection/testing/test report, please send an email to info@nityalab.com

CORPORATE OFFICE & CENTRAL LABORATORIES

PLOT NO. 118, CHURCH ROAD, BEHIND KAUSIK VATIKA, BHAGAT SINGH COLONY, BALLABHGARH, FARIDABAD - 121004, HARYANA, INDIA

+91-129-2241021

+91-9013591021, +91-9013552273

labsnitya@gmail.com

www.nityalab.com

BUILDING & ROAD, MATERIAL, SOIL, ENVIRONMENTAL & CALIBRATION TESTING LAB

Test Report

Issued To **M/s Indian Oil Corporation Limited**
Bongaigaon Refinery
Distt. Chirang-783 380, Assam, India

ULR No. : TC148142500006245F
Test Report Date: 03/10/2025

Sample Particulars

Nature of the Sample : **Ambient Noise**
Date of Sampling : 25/09/2025
Purpose of Monitoring : To Check the Pollution Load
Method of Sampling : IS 9989
Instrument Used : Sound Level Meter
Unit : OMS

Analysis Report

Sr. No.	Location	Test Result dB(A), Day Time	Test Method
	OMS (Day)		
1	Control Room	53.7	IS 9989
2	Pump House #2	68.1	
3	Pump House #3 (W/P-25A)	82.4	
4	Pump House #3 Staff Room (WLG)	56.2	
5	PET. Pump House (S)	87.7	
6	PET. Pump House (N)	85.3	
7	PET. Pump House Operators Room	53.9	
8	New TTL Pump House (P-302A)	85.7	

Note: Monitoring Time: Between 6:00 A.M to 10:00 P.M (Day)
Between 10:00 P.M to 6:00 A.M (Night)

Note: The Noise Ambient Air Quality Standards are given for reference

Area Code	Category of Area	Limits dB (A) Leq	
		Day Time (6AM – 10PM)	Night Time (10PM – 06AM)
A	Industrial Area	75	70
B	Commercial Area	65	55
C	Residential Area	55	45
D	Silence Zone	50	40

End of the Report



TC-14814

Authorized
(AUTHORISED SIGNATORY)
(RAVINDER MITTAL)

NOTE: The laboratory accepts the responsibility for content of report. The results mentioned in this test report related only to the sample tested. The report shall not be reproduced or used in any form without the written approval of the laboratory. This report is intended only for your guidance and not for legal purposes or for advertisement. The report shall not be reproduced or used in any form without the written approval of the laboratory. Services will be withdrawn after 30 days from the date of issue of test certificate unless otherwise specified. Any complaints about the report should be communicated in writing within 7 days of issue of this report. Total liability of Nitya Laboratories is limited to the amount paid only. If you have any complaint/feedback regarding the sample collection, testing/test report, please send an email at info@nityalab.com or call at +91-191-2465597, +91-9013591021.

CORPORATE OFFICE & CENTRAL LABORATORIES :-

PLOT NO. 118, CHURCH ROAD, BEHIND KAUSIK VATIKA, BHAGAT SINGH COLONY, BALLABHGARH, FARIDABAD - 121004, HARYANA, INDIA

+91-129-2241021

+91-9013591021, +91-9013552273

labsnitya@gmail.com

www.nityalab.com

Test Report

Issued To **M/s Indian Oil Corporation Limited**
Bongaigaon Refinery
Distt. Chirang-783 380, Assam, India

ULR No. : TC148142500006246F
Test Report Date: 03/10/2025

Sample Particulars

Nature of the Sample

Date of Sampling

Purpose of Monitoring

Method of Sampling

Instrument Used

Unit

Ambient Noise
25/09/2025
To Check the Pollution Load
IS 9989
Sound Level Meter
Quality Control Laboratory

Analysis Report

Sr. No.	Location	Test Result dB(A), Day Time	Test Method
Quality Control Laboratory (Day)			IS 9989
1	Analyst Sitting Room (04)	58.1	
2	Black Oil Room	69.4	
3	CFR Engine Room	82.6	
4	Laboratory Hall	64.2	
5	Instrument Room No.1	59.8	
6	Instrument Room No.2	62.6	
7	Shift In-Charge Room (02)	54.3	
First Floor			
8	Analyst Sitting Room (11)	54.2	
9	Microbial Laboratory Room	58.4	
10	Density Room	65.7	
11	Laboratory Hall Middle	64.5	
12	Instrument Room No.1	61.8	
13	Instrument Room No.2	62.3	

Note: Monitoring Time: Between 6:00 A.M to 10:00 P.M (Day)
Between 10:00 P.M to 6:00 A.M (Night)

Note: The Noise Ambient Air Quality Standards are given for reference

Area Code	Category of Area	Limits dB (A) Leq	
		Day Time (6AM – 10PM)	Night Time (10PM – 06AM)
A	Industrial Area	75	70
B	Commercial Area	65	55
C	Residential Area	55	45
D	Silence Zone	50	40

End of the Report.....



(AUTHORISED SIGNATORY)
(RAYINDER MITTAL)

NOTE: The laboratory accepts the responsibility for content of report. The results mentioned in this report should only be used for the purpose for which the report was issued. This report is intended only for your guidance and not for any purpose or for advertisement. This report shall not be reproduced or right in full without the written approval of this organization. Samples will be destroyed after 30 days from the date of issue of this certificate unless otherwise specified. Any discrepancy about this report should be communicated in writing within 7 days of issue of this report. For further information or for any complaint regarding the sample collection/testing/test report, please send an email at info@nityalab.com

CORPORATE OFFICE & CENTRAL LABORATORIES :-

9 PLOT NO. 118, CHURCH ROAD, BEHIND KAUSIK VATIKA, BHAGAT SINGH COLONY, BALLABHGARH, FARIDABAD - 121004, HARYANA, INDIA

+91-129-2241021

+91-9013591021, +91-9013552273

labsnitya@gmail.com

www.nityalab.com

Test Report

Issued To M/s Indian Oil Corporation Limited
Bongaigaon Refinery
Dist. Chirang-783 380, Assam, India

ULR No : TC148142500006084F
Test Report Date : 03/10/2025

Sample Particulars

Nature of the Sample
Date of Sampling
Purpose of Monitoring
Method of Sampling
Instrument Used
Unit

Ambient Noise
20/09/2025
To Check the Pollution Load
IS 9989
Sound Level Meter
Captive Power Plant

Analysis Report

Sr. No.	Location	Test Result dB(A), Day Time	Test Method
Captive Power Plant (Day)			IS 9989
1	Control Room	58.2	
2	Boiler Operators' Cabin	54.8	
3	F.O. Pump House	81.2	
4	Near TG# 1 Gear Box	92.3	
5	Near TG# 2 Gear Box	93.0	
6	Near TG# 3 Gear Box	92.7	
7	Ejector Floor TG # 1	92.0	
8	Ejector Floor TG # 2	93.3	
9	Ejector Floor TG # 3	91.7	
10	Boiler # 1 (Near Burner 1st Floor)	88.2	
11	Boiler # 1 (Near Burner 2nd Floor)	91.5	
12	Boiler # 2 (Near Burner 1st Floor)	86.3	
13	Boiler # 2 (Near Burner 2nd Floor)	92.1	
14	Boiler # 3 (Near Burner 1st Floor)	88.4	
15	Boiler # 3 (Near Burner 2nd Floor)	92.8	
16	Boiler # 4 (Near Burner 1st Floor)	91.2	

Note: Monitoring Time: Between 6:00 A.M to 10:00 P.M (Day)
Between 10:00 P.M to 6:00 A.M (Night)

Note: The Noise Ambient Air Quality Standards are given for reference

Area Code	Category of Area	Limits dB (A) Leq	
		Day Time (6AM – 10PM)	Night Time (10PM – 06AM)
A.	Industrial Area	75	70
B.	Commercial Area	65	55
C.	Residential Area	55	45
D.	Silence Zone	50	40



TC-14814

(AUTHORISED SIGNATORY)
(RAVINDER MITTAL)

NOTE: The laboratory accepts the responsibility for content of report. The report contained in enclosed report deliver only to the sample owner. The report shall not be reproduced, copied or used without the written approval of the laboratory. Samples will be destroyed after 30 days from the date of issue of test certificate unless otherwise specified. Any comments/queries on report should be communicated in writing within 7 days of issue of this report. Your queries at Nitya Laboratories is valued request without any cost. 20 years have any complaint/feedback regarding the sample collection/testing/test report, please send an email at info@nityalab.com

CORPORATE OFFICE & CENTRAL LABORATORIES :-

43, PLOT NO. 118, CHURCH ROAD, BEHIND KAUSIK VATIKA, BHAGAT SINGH COLONY, BALLABHGARH, FARIDABAD - 121004, HARYANA, INDIA

+91-129-2241021

+91-9013591021, +91-9013552273

labsnitya@gmail.com

www.nityalab.com

Test Report

Issued To: **M/s Indian Oil Corporation Limited**
Bongaigaon Refinery
Distt. Chirang-783 380, Assam, India

ULR No.: TC148142500006084F
Test Report Date: 03/10/2025

Analysis Report

Sr. No.	Location	Test Result dB(A), Day Time	Test Method
Captive Power Plant (Day)			IS 9869
17	Boiler # 4 (Near Burner 2nd Floor)	91.5	
18	FD Fan Suction # 1	97.4	
19	FD Fan Suction # 2	96.1	
20	FD Fan Suction # 3	98.6	
21	FD Fan Suction # 4	97.5	
22	BFP#1(Turbine)	91.2	

Note: Monitoring Time: Between 6:00 A.M to 10:00 P.M (Day)
Between 10:00 P.M to 6:00 A.M (Night)

Note: The Noise Ambient Air Quality Standards are given for reference

Area Code	Category of Area	Limits dB (A) Leq	
		Day Time (6AM – 10PM)	Night Time (10PM – 06AM)
A	Industrial Area	75	70
B	Commercial Area	65	55
C	Residential Area	55	45
D	Silence Zone	50	40

End of the Report



TC-14814



(AUTHORISED SIGNATORY)
(RAVINDER MITTAL)

NOTE: The laboratory accepts the responsibility for content of report. The results contained in this report result only to the sample tested. This report is intended only for your reference and not for legal purpose or for advertisement. This report shall not be reproduced except in full, without written approval of the laboratory. Any complaints about this report should be communicated in writing within 7 days of issue of the report. Total liability of Nitya Laboratories is limited to the amount paid. If you have any comments/feedback regarding the sample collection/testing/test report, please send us a mail at info@nityalab.com

CORPORATE OFFICE & CENTRAL LABORATORIES :-

9 PLOT NO. 118, CHURCH ROAD, BEHIND KAUSIK VATIKA, BHAGAT SINGH COLONY, BALLABHGARH, FARIDABAD - 121004, HARYANA, INDIA

+91-129-2241021

+91-9013591021, +91-9013552273

labsnitya@gmail.com

www.nityalab.com

BUILDING & ROAD, MATERIAL, SOIL, ENVIRONMENTAL & CALIBRATION TESTING LAB

Test Report

Issued To M/s Indian Oil Corporation Limited
Bongaigaon Refinery
Distt. Chirang-783 380, Assam, India

ULR No. TC148142500006293F
Test Report Date: 03/10/2025

Sample Particulars

Nature of the Sample
Date of Sampling
Purpose of Monitoring
Method of Sampling
Instrument Used
Unit

Ambient Noise
27/09/2025
To Check the Pollution Load
IS 9889
Sound Level Meter
Captive Power Plant

Analysis Report

Sr. No.	Location	Test Result dB(A), Day Time	Test Method
	Captive Power Plant (Night)		
1	P & U Control Room	59.7	IS 9889
2	Boiler Operators' Cabin	54.8	
3	F.O Pump House	81.2	
4	Near TG # 2 Gear Box	96.4	
5	Boiler #1 (Near Burner 1st Floor)	86.8	
6	Boiler #1 (Near Burner 2nd Floor)	90.6	
7	Boiler #3 (Near Burner 1st Floor)	92.8	
8	Boiler #3 (Near Burner 2nd Floor)	93.4	
9	Boiler #4 (Near Burner 1st Floor)	91.2	
10	Boiler #4 (Near Burner 2nd Floor)	91.7	
11	Ejector Floor TG # 2	92.1	
12	FD Fan Suction # 2	91.9	
13	FD Fan Suction # 3	98.6	
14	FD Fan Suction # 4	97.5	
15	BFP # 3	96.2	
16	Boiler # 4 (Near Burner 1st Floor)	91.2	

Note: Monitoring Time: Between 6:00 A.M to 10:00 P.M (Day)
Between 10:00 P.M to 6:00 A.M (Night)

Note: The Noise Ambient Air Quality Standards are given for reference

Area Code	Category of Area	Limits dB (A) Leq	
		Day Time (6AM – 10PM)	Night Time (10PM – 06AM)
A	Industrial Area	75	70
B	Commercial Area	65	55
C	Residential Area	55	45
D	Silence Zone	50	40



TC-14814

(AUTHORISED SIGNATORY)
(RAVINDER MITTAL)

NOTE: The laboratory accepts the responsibility for content of report. The results mentioned in this report are valid only for the sample tested. Test report shall not be reproduced except in full without written approval of the laboratory. This report is intended only for your customer and not for legal purposes or for advertisement. This report shall not be reproduced without the written approval of the organization. Samples will be destroyed after 30 days from the date of issue of test certificate unless otherwise specified. Any complaints about this report should be communicated in writing within 7 days of issue of this report. Total liability of Nitya Laboratories is limited to the amount of the fee only. If you have any complaints/feedback regarding the sample collection, testing/test report, please send an e-mail to info@nityalab.com

CORPORATE OFFICE & CENTRAL LABORATORIES :-

9 PLOT NO. 118, CHURCH ROAD, BEHIND KAUSIK VATIKA, BHAGAT SINGH COLONY, BALLABHGARH, FARIDABAD - 121004, HARYANA, INDIA

+91-129-2241021

+91-9013591021, +91-9013552273

labsnitya@gmail.com

www.nityalab.com

Test Report

Issued To M/s Indian Oil Corporation Limited
Bongaigaon Refinery
Distt. Chirang-783 380, Assam, India

ULR No. : TC148142500006073F
Test Report Date: 03/10/2025

Sample Particulars

Nature of the Sample
Date of Sampling
Purpose of Monitoring
Method of Sampling
Instrument Used
Unit

Ambient Noise
19/09/2025
To Check the Pollution Load
IS 9989
Sound Level Meter
CRU+MSQ

Analysis Report

Sr. No.	Location	Test Result dB(A), Day Time	Test Method
	CRU+MSQ (Day)		
1	Control Room	53.9	IS 9989
2	Operators' Cabin	55.2	
3	25-E-038 A/B MO- 1&2 Middle	88.7	
4	21-MP-02A	82.3	
5	22-MP-001C	94.5	
6	26-P-02A	93.9	
7	25-P-010A	91.4	
8	25-P-014B	89.1	
9	25-F-001 Below Furnace	92.8	
10	26-F-001A Below Furnace	79.2	
11	Near 22-MK-101&102	96.5	
12	22-MK-103	86.3	
13	25-MP-08B	88.1	
14	25-MP-09B	88.2	
15	25-MP-06A	92.4	
16	25-MP-001B	90.8	
17	25-MP-02B	91.4	

Note: Monitoring Time: Between 6:00 A.M to 10:00 P.M (Day)
: Between 10:00 P.M to 6:00 A.M (Night)

Note: The Noise Ambient Air Quality Standards are given for reference

Area Code	Category of Area	Limits dB (A) Leq	
		Day Time (6AM – 10PM)	Night Time (10PM – 06AM)
A	Industrial Area	75	70
B	Commercial Area	65	55
C	Residential Area	55	45
D	Silence Zone	50	40

End of the Report



TC-14814

(AUTHORISED SIGNATORY)
(RAVINDER MITTAL)

NOTE: The laboratory accepts the responsibility for content of report. The results contained in this report relate only to the sample tested. This report shall not be reproduced except in full, without written approval of the laboratory. The report is intended only for your questions and not for legal purposes or for advertisement. This report shall not be reproduced except in full, without the written approval of this organization. Samples shall be retained after 30 days from the date of issue of test certificate unless otherwise specified. Any complaints about this report should be communicated in writing within 7 days of issue of this report. Your liability of the sample shall be limited to the amount paid only. If you have any complaint/feedback regarding the sample collection/testing/test report, please send an email at info@nityalab.com or call at +91-191-2465597, info@nityalab.com.

CORPORATE OFFICE & CENTRAL LABORATORIES :-

9 PLOT NO. 118, CHURCH ROAD, BEHIND KAUSIK VATIKA, BHAGAT SINGH COLONY, BALLABHGARH, FARIDABAD - 121004, HARYANA, INDIA

+91-129-2241021

+91-9013591021, +91-9013552273

labsnitya@gmail.com

www.nityalab.com

Test Report

Issued To Mis Indian Oil Corporation Limited
Bongaigaon Refinery
Distt. Chirang-783 380, Assam, India

ULR No. TC148142500006317F
Test Report Date: 03/10/2025

Sample Particulars

Nature of the Sample
Date of Sampling
Purpose of Monitoring
Method of Sampling
Instrument Used
Unit

Ambient Noise
29/09/2025
To Check the Pollution Load
IS 9989
Sound Level Meter
CRU+MSQ

Analysis Report

Sr. No.	Location	Test Result dB(A), Day Time	Test Method
	CRU+MSQ (Night)		
1	Control Room	49.8	IS 9989
2	Operators' Cabin	57.4	
3	26-MP-02A	97.3	
4	25-P-006A	96.3	
5	25-P-010A	94.5	
6	25-P-014A	93.7	
7	25-P-08B	90.2	
8	25-F-001 Below Furnace	97.2	
9	26-F-001A Below Furnace	88.4	
10	Near 22-MK-101&102	102.4	
11	22-MK-103	91.7	
12	25-MP-022A	83.5	
13	25-MP-01B	91.2	
14	25-MP-11C	94.6	
15	22-P-001C	96.8	

Note: Monitoring Time: Between 6:00 A.M to 10:00 P.M (Day)
Between 10:00 P.M to 6:00 A.M (Night)

Note: The Noise Ambient Air Quality Standards are given for reference

Area Code	Category of Area	Limits dB (A) Leq	
		Day Time (6AM – 10PM)	Night Time (10PM – 06AM)
A	Industrial Area	75	70
B	Commercial Area	65	55
C	Residential Area	55	45
D	Silence Zone	50	40

End of the Report



TC-14814

(AUTHORISED SIGNATORY)
(RAVINDER MITTAL)

NOTE: The laboratory accepts the responsibility for accuracy of report. The results contained in this test report relate only to the sample tested. The report shall not be reproduced except in full, without written approval of the laboratory. This report is intended only for your specific use and not for any other purpose. This report shall not be reproduced except in full without the written approval of the laboratory. Samples will be destroyed after 30 days from the date of issue of test certificate unless otherwise specified. Any comments about this report should be communicated in writing within 7 days of issue of the report. Test facility of Nitya Laboratories is limited to listed products only. If you have any complaint/feedback regarding the sample collection, testing/test report, please send an email at info@nityalab.com or call at +91-191-2465597, +91-9013552273.

CORPORATE OFFICE & CENTRAL LABORATORIES :-

PLOT NO. 118, CHURCH ROAD, BEHIND KAUSIK VATIKA, BHAGAT SINGH COLONY, BALLABHGARH, FARIDABAD - 121004, HARYANA, INDIA

+91-129-2241021

+91-9013591021, +91-9013552273

labsnitya@gmail.com

www.nityalab.com

Test Report

Issued To M/s Indian Oil Corporation Limited
Bongaigaon Refinery
Distt. Chirang-783 360, Assam India

ULR No. TC148142500006149F
Test Report Date: 03/10/2025

Sample Particulars

Nature of the Sample

Date of Sampling

Purpose of Monitoring

Method of Sampling

Instrument Used

Unit

Ambient Noise

23/09/2025

To Check the Pollution Load

IS 9989

Sound Level Meter

DHDT

Analysis Report

Sr. No.	Location	Test Result dB(A), Day Time	Test Method
	DHDT (Day)		
1	DHDT Control Room	54.2	IS 9989
2	Near-81-P-001C	90.7	
3	Near 81-P-02B	92.1	
4	81-K-002B Floor	91.3	
5	81-K-002B Below	89.5	
6	Near 81-FDM-001A	81.8	
7	Near 81-FV-3303 Production line	91.4	
8	Tank Farm Pump House	85.2	
9	81-P-004A	92.5	
10	81-EFM-001 A/B/C/D	87.3	
11	81-EFM-002 & 03 A/B	86.8	
12	81-F-001 Below Furnace	82.5	
13	Near-81-P-07A	87.2	

Note: Monitoring Time: Between 6:00 A.M to 10:00 P.M (Day)
Between 10:00 P.M to 6:00 A.M (Night)

Note: The Noise Ambient Air Quality Standards are given for reference

Area Code	Category of Area	Limits dB (A) Leq	
		Day Time (6AM – 10PM)	Night Time (10PM – 06AM)
A	Industrial Area	75	70
B	Commercial Area	65	55
C	Residential Area	55	45
D	Silence Zone	50	40

End of the Report



TC-14814

(AUTHORISED SIGNATORY)
(RAVINDER MITTAL)

NOTE: The signatory accepts the responsibility for content of report. The results presented in this report valid only to the sample tested. This report shall not be reproduced without prior, written permission of the signatory. This report is intended only for your guidance and not for legal purposes or for advertisement. This report shall not be reproduced except in full without the written approval of this organization. Samples will be destroyed after 30 days from the date of issue of test certificate unless otherwise specified. Any comments about this report should be communicated in writing within 7 days of issue of this report. Total liability of Nitya Laboratories is limited to the amount paid. If you have any complaints/feedback regarding the sample collection/testing/test report, please send an e-mail at info@nityalab.com and call at +91-191-2465597, +91-9013552273.

CORPORATE OFFICE & CENTRAL LABORATORIES :-

PLOT NO. 118, CHURCH ROAD, BEHIND KAUSIK VATIKA, BHAGAT SINGH COLONY, BALLABHGARH, FARIDABAD - 121004, HARYANA, INDIA

+91-129-2241021

+91-9013591021, +91-9013552273

labsnitya@gmail.com

www.nityalab.com

Test Report

Issued To **M/s Indian Oil Corporation Limited**
Bongaigaon Refinery
Distt. Chirang-783 380, Assam, India

ULR No. : TC148142500006262F
Test Report Date: 03/10/2025

Sample Particulars

Nature of the Sample : **Ambient Noise**
Date of Sampling : 26/09/2025
Purpose of Monitoring : To Check the Pollution Load
Method of Sampling : IS 9989
Instrument Used : Sound Level Meter
Unit : DHDT

Analysis Report

Sr. No.	Location	Test Result dB(A), Day Time	Test Method
	DHDT (Night)		
1	DHDT Control Room	53.5	IS 9989
2	Near-81-P-001A	89.4	
3	Near-81-P-002B	92.6	
4	81-FDM-01B	88.6	
5	81-K-002B Floor	91.2	
6	81-K-002B Below	89.0	
7	Near 81-FV-3303 Production line	93.8	
8	81-F-001 Below Furnace	85.3	
9	Tank Farm Pump House	79.3	

Note: Monitoring Time: Between 6:00 A.M to 10:00 P.M (Day)
Between 10:00 P.M to 6:00 A.M (Night)

Note: The Noise Ambient Air Quality Standards are given for reference

Area Code	Category of Area	Limits dB (A) Leq	
		Day Time (6AM – 10PM)	Night Time (10PM – 06AM)
A	Industrial Area	75	70
B	Commercial Area	65	55
C	Residential Area	55	45
D	Silence Zone	50	40

..... End of the Report.....



TC-14814

(AUTHORISED SIGNATORY)
(RAVINDER MITTAL)

NOTE: The laboratory accepts the responsibility for accuracy of report. The results furnished in this report shall not be reproduced except in full without written approval of the laboratory. This report is intended only for your guidance and not for legal purposes or for advertisement. This report shall not be reproduced except in full without the written approval of this organization. Samples will be destroyed after 60 days from the date of issue of test certificate unless otherwise specified. Any complaints about this report should be communicated in writing within 7 days of issue of this report. Total liability of Nitya Laboratories is limited to the amount paid only. If you have any complaints/feedback regarding the sample collection/testing/test report, please send an email at info@nityalab.com or call at +91-191-2465597, +91-9013591021.

CORPORATE OFFICE & CENTRAL LABORATORIES :-

9 PLOT NO. 118, CHURCH ROAD, BEHIND KAUSIK VATIKA, BHAGAT SINGH COLONY, BALLABHGARH, FARIDABAD - 121004, HARYANA, INDIA

+91-129-2241021

+91-9013591021, +91-9013552273

labsnitya@gmail.com

www.nityalab.com

Test Report

Issued To Mis Indian Oil Corporation Limited
Bongaigaon Refinery
Distt. Chirang-783 380, Assam, India

ULR No. TC148142600006263F
Test Report Date: 03/10/2025

Sample Particulars

Nature of the Sample : Ambient Noise
Date of Sampling : 26/09/2025
Purpose of Monitoring : To Check the Pollution Load
Method of Sampling : IS 9889
Instrument Used : Sound Level Meter
Unit : HGU

Analysis Report

Sr. No.	Location	Test Result dB(A). Day Time	Test Method
	HGU (Day)		
1	PSA - Area North Side	92.7	IS 9889
2	PSA - Area South Side	91.3	
3	Compressor House	75.8	
4	82-PM - 002A	87.5	
5	82-PM-001B	90.8	
6	82-FDM-001B	84.3	
7	82-IDM-01	84.1	
8	82-C-002 Floor	75.4	
9	Near 82-EFM-001A/B/C/D	82.9	
10	82- PM- 005B	90.2	

Note: Monitoring Time: Between 6:00 A.M to 10:00 P.M (Day)
Between 10:00 P.M to 6:00 A.M (Night)

Note: The Noise Ambient Air Quality Standards are given for reference

Area Code	Category of Area	Limits dB (A) Leq	
		Day Time (6AM - 10PM)	Night Time (10PM - 06AM)
A	Industrial Area	75	70
B	Commercial Area	65	55
C	Residential Area	55	45
D	Silence Zone	50	40

..... End of the Report.....



NOTE: The laboratory accepts full responsibility for content of report. The results contained in this test report should only be used for the purpose stated. This report shall not be reproduced or used in any other form without written approval of the laboratory. This report is intended only for your business and not for legal purposes or for advertisement. This report shall not be reproduced except in full without the written approval of the organization. Samples will be destroyed after 30 days from the date of issue of test certificate unless otherwise specified. Any complaints about this report should be communicated in writing within 7 days of issue of this report. Your liability of Nitya Laboratories is limited to the amount paid only. If you have any complaint/feedback regarding the sample collection/testing/test report, please send an email at info@nityalab.com and call us +91-191-2465597, +91-9013552273

CORPORATE OFFICE & CENTRAL LABORATORIES :-

9 PLOT NO. 118, CHURCH ROAD, BEHIND KAUSIK VATIKA, BHAGAT SINGH COLONY, BALLABHGARH, FARIDABAD - 121004, HARYANA, INDIA

+91-129-2241021

+91-9013591021, +91-9013552273

labsnitya@gmail.com

www.nityalab.com

Test Report

Issued To **M/s Indian Oil Corporation Limited**
Bongaigaon Refinery
Distt. Chirang-783 380, Assam, India

ULR No. : **TC148142500006264F**
Test Report Date: **03/10/2025**

Sample Particulars

Nature of the Sample

Date of Sampling

Purpose of Monitoring

Method of Sampling

Instrument Used

Unit

Ambient Noise
26/09/2025
To Check the Pollution Load
IS 9889
Sound Level Meter
HGU

Analysis Report

Sr. No.	Location	Test Result dB(A), Day Time	Test Method
	HGU (Night)		
1	PSA - Area North Side	91.5	IS 9889
2	PSA - Area South Side	90.2	
3	Compressor House	82.3	
4	82-PM - 002A	92.1	
5	82-PM-001B	90.7	
6	82-PM-003B	90.8	
7	82-FDM-001A	86.9	
8	Near 82-EFM-001A/B/C/D	79.5	

Note: Monitoring Time: Between 6:00 A.M to 10:00 P.M (Day)
Between 10:00 P.M to 6:00 A.M (Night)

Note: The Noise Ambient Air Quality Standards are given for reference

Area Code	Category of Area	Limits dB (A) Leq	
		Day Time (6AM - 10PM)	Night Time (10PM - 06AM)
A	Industrial Area	75	70
B	Commercial Area	65	55
C	Residential Area	55	45
D	Silence Zone	50	40

..... End of the Report.....



(AUTHORISED SIGNATORY)
(RAVINDER MITTAL)

NOTE: The laboratory accepts the responsibility for content of report. The results contained in this report shall only be for the services listed. This report shall not be reproduced or used in full without written approval of the laboratory. This report is intended only for your customer and not for any other purpose. This report shall not be reproduced or used in full without the written approval of the laboratory. Samples will be destroyed after 30 days from the date of issue of test certificate unless otherwise specified. Any comments about this report should be communicated in writing within 7 days of issue of this report. Total liability of these laboratories is limited to the amount paid only. If you have any complaint/feedback regarding the sample collection/holding/test report, please visit us at our website: info@nityalab.com and call at +91-191-2465597, +91-9013591021.

CORPORATE OFFICE & CENTRAL LABORATORIES :-

9 PLOT NO. 118, CHURCH ROAD, BEHIND KAUSIK VATIKA, BHAGAT SINGH COLONY, BALLABHGARH, FARIDABAD - 121004, HARYANA, INDIA

+91-129-2241021

+91-9013591021, +91-9013552273

labsnitya@gmail.com

www.nityalab.com

Test Report

Issued To M/s Indian Oil Corporation Limited
Bongaigaon Refinery
Distt. Chirang-783 380, Assam, India

ULR No. : TC148142500006265F
Test Report Date: 03/10/2025

Sample Particulars

Nature of the Sample

Date of Sampling

Purpose of Monitoring

Method of Sampling

Instrument Used

Unit

Ambient Noise

26/09/2025

To Check the Pollution Load

IS 9989

Sound Level Meter

GTG

Analysis Report

Sr. No.	Location	Test Result dB(A), Day Time	Test Method
	GTG (Day)		
1	Control Room	53.6	IS 9989
2	GTG Panel Area	78.3	
3	Accessory Compartment	96.4	
4	Turbine Compartment	102.7	
5	Gen & Exciter	96.8	
6	Load Gear Compartment	106.2	
7	North Side of GTG Plant	86.4	
8	BFP # 3	87.6	
9	94-PM-1441	94.2	
10	94-AFM-AAF-1 & 2	92.8	
11	94-PM-38C	86.1	
12	94-PM-3858	85.6	
13	LP-BFP # 2	86.9	

Note: Monitoring Time: Between 6:00 A.M to 10:00 P.M (Day)
Between 10:00 P.M to 6:00 A.M (Night)

Note: The Noise Ambient Air Quality Standards are given for reference

Area Code	Category of Area	Limits dB (A) Leq	
		Day Time (6AM – 10PM)	Night Time (10PM – 06AM)
A	Industrial Area	75	70
B	Commercial Area	65	55
C	Residential Area	55	45
D	Silence Zone	50	40

..... End of the Report.....



TC-14814

(AUTHORISED SIGNATORY)
(RAVINDER MITTAL)

NOTE: The laboratory accepts the responsibility for content of report. The results contained in this test report shall only be used for the purpose intended. This report shall not be reproduced except in full, without written approval of the laboratory. The report is intended only for your guidance and not for legal purposes or for advertisement. This report shall not be reproduced except in full, without the written approval of the laboratory. Samples will be destroyed after 30 days from the date of issue of test certificate unless otherwise specified. Any complaint about this report should be communicated in writing within 1 week of issue of this report. Total liability of Nitya Laboratories is limited to the amount paid. If you have any complaints/feedback regarding the sample collection/testing/test report, please send an e-mail at info@nityalab.com and call at +91-191-2465597, +91-9073820002

CORPORATE OFFICE & CENTRAL LABORATORIES :-

9 PLOT NO. 118, CHURCH ROAD, BEHIND KAUSIK VATIKA, BHAGAT SINGH COLONY, BALLABHGARH, FARIDABAD - 121004, HARYANA, INDIA

+91-129-2241021

+91-9013591021, +91-9013552273

labsnitya@gmail.com

www.nityalab.com

Test Report

Issued To M/s Indian Oil Corporation Limited
Bongaigaon Refinery
Distt. Chirang-783 380, Assam, India

ULR No. : TC148142500008294F
Test Report Date: 03/10/2025

Sample Particulars

Nature of the Sample : Ambient Noise
Date of Sampling : 27/09/2025
Purpose of Monitoring : To Check the Pollution Load
Method of Sampling : IS 9989
Instrument Used : Sound Level Meter
Unit : GTG

Analysis Report

Sr. No.	Location	Test Result dB(A), Day Time	Test Method
	GTG (Night)		
1	Control Room	53.2	IS 9989
2	GTG Panel Area	89.8	
3	Accessory Compartment	97.4	
4	Gen & Exciter	99.6	
5	Load Gear Compartment	104.2	
6	North Side of GTG Plant	86.4	
7	Near BFP # 3	88.3	
8	94-AFM-AAF-1&2	96.4	
9	94-PM-1441	91.9	
10	94-PM-15C	88.6	

Note: Monitoring Time: Between 6:00 A.M to 10:00 P.M (Day)
Between 10:00 P.M to 6:00 A.M (Night)

Note: The Noise Ambient Air Quality Standards are given for reference

Area Code	Category of Area	Limits dB (A) Leq	
		Day Time (6AM – 10PM)	Night Time (10PM – 05AM)
A	Industrial Area	75	70
B	Commercial Area	65	55
C	Residential Area	55	45
D	Silence Zone	50	40

..... End of the Report.....



TC-14814



(AUTHORISED SIGNATORY)

(RAVINDER MITTAL)

NOTE: The laboratory accepts the responsibility for correct of report. The results contained in this test report relate only to the sample tested. Test report shall not be reproduced except in full, without written approval of the laboratory. This report is intended only for your guidance and not for legal purpose or for advertisement. The report shall not be reproduced without the written approval of the laboratory. Samples will be returned after 30 days from the date of issue of test certificate unless otherwise specified. Any complaints about this report should be communicated in writing within 7 days of issue of the report. Test facility of Nitya Laboratories is limited to local area only. If you have any complaint/feedback regarding the sample collection/testing/test report, please send an email at info@nityalab.com and call at +91-191-2465597, +91-9870508062.

CORPORATE OFFICE & CENTRAL LABORATORIES :-

9 PLOT NO. 118, CHURCH ROAD, BEHIND KAUSIK VATIKA, BHAGAT SINGH COLONY, BALLABHGARH, FARIDABAD - 121004, HARYANA, INDIA

+91-129-2241021

+91-9013591021, +91-9013552273

labsnitya@gmail.com

www.nityalab.com

BUILDING & ROAD, MATERIAL, SOIL, ENVIRONMENTAL & CALIBRATION TESTING LAB

Test Report

Issued To M/s Indian Oil Corporation Limited
Bongaigaon Refinery
Distt. Chirang-783 380, Assam, India

ULR No. : TC148142500006266F
Test Report Date: 03/10/2025

Sample Particulars

Nature of the Sample

Date of Sampling

Purpose of Monitoring

Method of Sampling

Instrument Used

Unit

Ambient Noise
26/09/2025
To Check the Pollution Load
IS 9889
Sound Level Meter
INDMAX FCC

Analysis Report

Sr. No.	Location	Test Result dB(A), Day Time	Test Method
	PRIME-G (Day)		
1	102-F-001 Below Furnace	81.6	IS 9889
2	102-F-002 Below Furnace	82.9	
3	Compressor's House(KM-0023)	85.1	
4	102-PM-005B	87.4	
5	102-PM-002A	86.5	
6	102-PM-010B	86.6	
7	102-PM-004A	86.3	
8	102-PM-06B	87.9	
9	102-PM-001A	86.2	
10	102-EFM-01/02/03/05 A/B	88.9	
11	Near 102-PM-09B	88.2	
12	Check & Change Room	54.7	

Note: Monitoring Time: Between 6:00 A.M to 10:00 P.M (Day)
Between 10:00 P.M to 6:00 A.M (Night)

Note: The Noise Ambient Air Quality Standards are given for reference

Area Code	Category of Area	Limits dB (A) Leq	
		Day Time (6AM – 10PM)	Night Time (10PM – 06AM)
A	Industrial Area	75	70
B	Commercial Area	65	55
C	Residential Area	55	45
D	Silence Zone	50	40

..... End of the Report.....



TC-14814



(AUTHORISED SIGNATORY)
(RAVINDER MITTAL)

NOTE: The laboratory accepts the responsibility for content of report. The results mentioned in this test report are valid only for the sample tested. Test report shall not be reproduced except in full, without written approval of the laboratory. The report is intended only for your guidance and not for legal purposes or for advertisement. The report shall not be reproduced except in full without the written approval of this organization. Samples will be destroyed after 30 days from the date of issue of test certificate unless otherwise specified. Any complaints about this report should be communicated in writing within 7 days of issue of this report. Your liability of loss/damage to samples is limited to the amount paid only. If you have any complaint/feedback regarding the sample collection/testing/test report, please send an email at info@nityalab.com and call at +91-191-2465597, +91-9673034882

CORPORATE OFFICE & CENTRAL LABORATORIES :-

9 PLOT NO. 118, CHURCH ROAD, BEHIND KAUSIK VATIKA, BHAGAT SINGH COLONY, BALLABHGARH, FARIDABAD - 121004, HARYANA, INDIA

+91-129-2241021

+91-9013591021, +91-9013552273

labsnitya@gmail.com

www.nityalab.com

Test Report

Issued To **M/s Indian Oil Corporation Limited**
Bongaigaon Refinery
Distt. Chirang-783 380, Assam, India

ULR No. : TC148142500006267F
Test Report Date: 03/10/2025

Sample Particulars

Nature of the Sample

Date of Sampling

Purpose of Monitoring

Method of Sampling

Instrument Used

Unit

Ambient Noise
25/09/2025
To Check the Pollution Load
IS 9989
Sound Level Meter
PRIME-G

Analysis Report

Sr. No.	Location	Test Result dB(A), Day Time	Test Method
	PRIME-G (Night)		
1	102-F-001 Below Furnace	80.3	IS 9989
2	102-F-002 Below Furnace	79.6	
3	Compressor's House(KM-002B)	81.3	
4	Near 102-PM-007B	83.1	
5	102-PM-001A	86.6	
6	102-PM-06B	81.2	
7	102-PM-012A	85.4	
8	102-PM-04A	85.2	
9	Check & Change Room	53.7	

Note: Monitoring Time: Between 6:00 A.M. to 10:00 P.M. (Day)
Between 10:00 P.M. to 6:00 A.M. (Night)

Note: The Noise Ambient Air Quality Standards are given for reference

Area Code	Category of Area	Limits dB (A) Leq	
		Day Time (6AM – 10PM)	Night Time (10PM – 06AM)
A	Industrial Area	75	70
B	Commercial Area	65	55
C	Residential Area	55	45
D	Silence Zone	50	40

..... End of the Report.....



NOTES: The sponsor accepts no responsibility for content of report. The results contained in this report should only be for sample labels. This report shall not be reproduced, stored in a retrieval system, or used in any way without written approval of the sponsor. This report is prepared for the use of the sponsor and is not to be used for any other purpose. No report shall be reproduced in whole or in part without the written approval of the sponsor. Samples will be destroyed after 30 days from the date of issue of test certificate unless otherwise specified. Any comments or questions should be directed to the sponsor. This report is the property of the sponsor and is not to be used for any other purpose. This report is the property of the sponsor and is not to be used for any other purpose. If you have any comments/questions regarding the sample collection/testing/issue, please send an email to info@labcorp.com.

CORPORATE OFFICE & CENTRAL LABORATORIES :-

9 PLOT NO. 118, CHURCH ROAD, BEHIND KAUSIK VATIKA, BHAGAT SINGH COLONY, BALLABHGARH, FARIDABAD - 121004, HARYANA, INDIA

☎ +91-129-2241021

☎ +91-9013591021, +91-9013552273

✉ labsnitya@gmail.com

© www.nityalab.com

Test Report

Issued To M/s Indian Oil Corporation Limited
Bongaigaon Refinery
Distt. Chirang-783 380, Assam, India

ULR No. : TC148142500006150F
Test Report Date: 03/10/2025

Sample Particulars

Nature of the Sample

Date of Sampling

Purpose of Monitoring

Method of Sampling

Instrument Used

Unit

Ambient Noise
23/09/2025
To Check the Pollution Load
IS 9989
Sound Level Meter
INDMAX

Analysis Report

Sr. No.	Location	Test Result dB(A), Day Time	Test Method
	INDMAX (Day)		
1	101-PM-022A	88.3	IS 9989
2	101-PM-025A/B	91.2	
3	101-PM-048A	91.6	
4	Compressor House	104.3	
5	101-PM-020B	90.5	
6	101-PM-08B	94.3	
7	101-PM-04B	92.5	
8	101-PM-03A	93.6	
9	101-PM-024A	88.9	
10	101-PM-012A	93.5	
11	101-PM-05B	93.8	
12	101-PM-040A	94.0	
13	101-PM-024A	88.9	
14	101-PM-018A	93.6	
15	101-PM-015B	84.3	

Note: Monitoring Time: Between 6:00 A.M to 10:00 P.M (Day)
: Between 10:00 P.M to 6:00 A.M (Night)

Note: The Noise Ambient Air Quality Standards are given for reference

Area Code	Category of Area	Limits dB (A) Leq	
		Day Time (6AM – 10PM)	Night Time (10PM – 06AM)
A	Industrial Area	75	70
B	Commercial Area	65	55
C	Residential Area	55	45
D	Silence Zone	50	40



TC-14814



(AUTHORISED SIGNATORY)
(RAVINDER MITTAL)

NOTE: The laboratory accepts the responsibility for content of report. The results contained in this test report remain only to the sample tested. This report shall not be reproduced except in full without written approval of the laboratory. This report is intended only for your guidance and not for legal purpose or for advertisement. This report shall not be reproduced except in full without the written approval of this organization. Samples will be destroyed after 30 days from the date of issue of test report unless otherwise specified. Also comments about this report should be communicated in writing within 7 days of issue of this report. Total liability of Nitya Laboratories is limited to the amount paid. If you have any complaint/feedback regarding the sample collection/testing/test report, please send an email to info@nityalab.com or call at +91-191-2465597, +91-9013591021.

CORPORATE OFFICE & CENTRAL LABORATORIES :-

43, Sector-A1 Ext., Bhalla Enclave, Channi Himmat, Jammu-180 015, J&K (UT), India

+91-129-2241021

+91-9013591021, +91-9013552273

labsnitya@gmail.com

www.nityalab.com

Test Report

Issued To M/s Indian Oil Corporation Limited
Bongaigaon Refinery
Distt. Chirang-783 380, Assam, India

LIR No. : TC148142500006150F
Test Report Date: 03/10/2025

Analysis Report

Sr. No.	Location	Test Result dB(A), Day Time	Test Method
	INDMAX (Day)		
15	101-PM-019A	89.2	IS 9989
16	101-PM-048A	88.7	
17	101-PM-03A	92.1	
18	101-PM-017A	90.3	
19	101-PM-026A	86.6	
20	101-PM-040A	92.3	
21	Near 101-EFM-005A-01/02(East)	87.3	
22	Near 101-EFM-004A-01/02(Middle)	88.9	
23	Near 101-EFM-001C-01/02(West)	87.5	

Note: Monitoring Time: Between 6:00 A.M to 10:00 P.M (Day)
: Between 10:00 P.M to 6:00 A.M (Night)

Note: The Noise Ambient Air Quality Standards are given for reference

Area Code	Category of Area	Limits dB (A) Leq	
		Day Time (6AM – 10PM)	Night Time (10PM – 06AM)
A	Industrial Area	75	70
B	Commercial Area	65	55
C	Residential Area	55	45
D	Silence Zone	50	40

..... End of the Report.....



(AUTHORISED SIGNATORY)
(RAVINDER MITTAL)

NOTE: The laboratory accepts the responsibility for content of report. The results contained in this test report relate only to the sample tested. This report shall not be reproduced except in full, without written permission of the laboratory. This report is intended only for your guidance and not for legal purpose or for advertisement. This report shall not be re-audited except in full without the written approval of this organization. Samples will be destroyed after 30 days from the date of issue of test certificate unless otherwise specified. Any complaint about this report should be communicated to writing within 7 days of issue of this report. Total liability of Nitya Laboratories is limited to amount paid. If you have any complaint/feedback regarding this sample collection/testing/test report, please send an email at info@nityalab.com and call at +91-270-3465597, +91-191-2465597.

CORPORATE OFFICE & CENTRAL LABORATORIES :-

PLOT NO. 118, CHURCH ROAD, BEHIND KAUSIK VATIKA, BHAGAT SINGH COLONY, BALLABHGARH, FARIDABAD - 121004, HARYANA, INDIA

+91-129-2241021

+91-9013591021, +91-9013552273

labsnitya@gmail.com

www.nityalab.com

Test Report

Issued To M/s Indian Oil Corporation Limited
Bongaigaon Refinery
Distt. Chirang-783 380, Assam, India

ULR No. : TC148142500006268F
Test Report Date: 03/10/2025

Sample Particulars

Nature of the Sample

Date of Sampling

Purpose of Monitoring

Method of Sampling

Instrument Used

Unit

Ambient Noise
26/09/2025
To Check the Pollution Load
IS 9989
Sound Level Meter
Inside Plant Boundary (CISF Towers & Tube Well Area)

Analysis Report

Sr. No.	Location	Test Result dB(A), Day Time	Test Method
Inside Plant Boundary (CISF Towers & Tube Well Area) (Day)			
1	Near CISF Tower No. 9	56.2	IS 9989
2	Near CISF Tower No. 19	55.3	
3	Near CISF Tower No. 18	53.6	
4	Near Tube Well # 4	56.2	
5	Near CISF Tower No. 11 (Gate-05)	52.2	
6	Near Tube Well # 16	53.8	
7	Near CISF Tower No. 15	54.4	
8	Near CISF Tower No. 14	51.7	
9	Near Tube Well # 14	51.9	
10	Near CISF Tower No. 13	47.6	
11	Near CISF Tower No. 12	52.5	
12	Near CISF Tower No. 10	48.3	
13	Near CISF Tower No. 08	48.4	
14	Near CISF Tower No. 7	47.9	

Note: Monitoring Time: Between 8:00 A.M to 10:00 P.M (Day)
Between 10:00 P.M to 6:00 A.M (Night)

Note: The Noise Ambient Air Quality Standards are given for reference

Area Code	Category of Area	Limits dB (A) Leq	
		Day Time (6AM – 10PM)	Night Time (10PM – 06AM)
A	Industrial Area	75	70
B	Commercial Area	65	55
C	Residential Area	55	45
D	Silence Zone	50	40

End of the Report



TC-14814

(AUTHORISED SIGNATORY)
(RAVINDER MITTAL)

NOTE: The laboratory accepts the responsibility for accuracy of report. The results contained in this report shall remain valid only if the sample tested. Test report shall not be reproduced except in full, without written approval of the laboratory. This report is intended only for the guidance and not for legal purpose or for advertisement. This report shall not be reproduced except in full without the written approval of the organization. Samples will be returned after 30 days from the date of issue of test certificate unless otherwise specified. Any complaint about this report should be communicated in writing within 7 days of issue of this report. Total liability of these laboratories is limited to the amount paid. If you have any complaint/feedback regarding the sample collection/testing/test report, please send an email at info@nityalab.com and call at +91-191-2465597, +91-9013591021.

CORPORATE OFFICE & CENTRAL LABORATORIES :-

9 PLOT NO. 118, CHURCH ROAD, BEHIND KAUSIK VATIKA, BHAGAT SINGH COLONY, BALLABHGARH, FARIDABAD - 121004, HARYANA, INDIA

+91-129-2241021

+91-9013591021, +91-9013552273

labsnitya@gmail.com

www.nityalab.com

Test Report

Issued To M/s Indian Oil Corporation Limited
Bongaigaon Refinery
Distt. Chirang-783 360, Assam, India

ULR No. : TC148142500006268F
Test Report Date: 03/10/2025

Analysis Report

Sr. No.	Location	Test Result dB(A), Day Time	Test Method
Inside Plant Boundary (CISF Towers & Tube Well Area) (Day)			
15	Near Tube Well # 17	49.5	IS 9989
16	Near Tube Well # 13	54.2	
17	Near CISF Tower No. 6	52.6	
18	Near CISF Tower No. 1	54.3	
19	Near CISF Tower No. 5	53.6	
20	Near Tube Well # 7	48.2	

Note: Monitoring Time: Between 6:00 A.M to 10:00 P.M (Day)
Between 10:00 P.M to 6:00 A.M (Night)

Note: The Noise Ambient Air Quality Standards are given for reference

Area Code	Category of Area	Limits dB (A) Leq	
		Day Time (6AM - 10PM)	Night Time (10PM - 06AM)
A	Industrial Area	75	70
B	Commercial Area	65	55
C	Residential Area	55	45
D	Silence Zone	50	40

..... End of the Report.....



(AUTHORISED SIGNATORY)
(RAVINDER MITTAL)

NOTE: The laboratory accepts the responsibility for the content of report. The results contained in this test report relate only to the samples tested. Test report shall not be reproduced except in full, without written approval of the laboratory. This report is intended only for your guidance and not for legal purposes or for advertisement. The report shall not be reissued except in full without the written approval of this organization. Samples will be destroyed after 30 days from the date of issue of test certificate unless otherwise specified. Any comments, queries or report should be communicated in writing within 15 days of issue of this report. Total liability of Nitya Laboratories is limited to agreed amount only. If you have any complaint/feedback regarding the sample collection/testing/test report, please send an email at info@nityalab.com and call at +91-191-2465597, +91-9879034483

CORPORATE OFFICE & CENTRAL LABORATORIES :-

43, PLOT NO. 118, CHURCH ROAD, BEHIND KAUSIK VATIKA, BHAGAT SINGH COLONY, BALLABHGARH, FARIDABAD - 121004, HARYANA, INDIA

+91-129-2241021

+91-9013591021, +91-9013552273

labsnitya@gmail.com

www.nityalab.com

Test Report

Issued To M/s Indian Oil Corporation Limited
Bongaigaon Refinery
Distt. Chirang-783 380, Assam, India

ULR No. : TC148142500006269F
Test Report Date: 03/10/2025

Sample Particulars

Nature of the Sample

Date of Sampling

Purpose of Monitoring

Method of Sampling

Instrument Used

Unit

Ambient Noise
26/09/2025
To Check the Pollution Load
IS 9989
Sound Level Meter
BS-VI

Analysis Report

Sr. No.	Location	Test Result dB(A), Day Time	Test Method
	BS-VI (Day)		
1	BS-IV Control Room	52.6	IS 9989
2	Change Room	54.3	
3	104 KM-001B	79.5	
4	104-PM-007A	83.2	
5	104-PM-003B	81.4	
6	104-PM-001A	89.7	
7	104-PM-002B	81.6	
8	86A-PM-0101A	81.8	
9	86A-PM-03B	87.2	
10	84A-PM-004B	81.5	
11	84A-PM-006A	88.5	

Note: Monitoring Time: Between 6:00 A.M to 10:00 P.M (Day)
Between 10:00 P.M to 6:00 A.M (Night)

Note: The Noise Ambient Air Quality Standards are given for reference

Area Code	Category of Area	Limits dB (A) Leq	
		Day Time (6AM – 10PM)	Night Time (10PM – 06AM)
A	Industrial Area	75	70
B	Commercial Area	65	55
C	Residential Area	55	45
D	Silence Zone	50	40

***** End of the Report*****



TC-14814

(AUTHORISED SIGNATORY)
(RAVINDER MITTAL)

NOTE: The laboratory accepts the responsibility for correct test results. The results contained in this report are valid only for the sample tested. This report shall not be reproduced except in full, without written approval of the laboratory. The report is intended only for your guidance and not for legal purposes or for enforcement. This report shall not be reproduced except in full without the written approval of the laboratory. Samples will be destroyed after 30 days from the date of issue of test, unless otherwise specified. Any complaints about this report should be communicated in writing within 7 days of issue of the report. Test capacity of Nitya Laboratories is limited money without any. If you have any complaint/feedback regarding the sample collection/testing/test report, please send us a mail at info@nityalab.com and call at +91-191-2465597, +91-9013552273

CORPORATE OFFICE & CENTRAL LABORATORIES :-

Plot No. 118, Church Road, Behind Kausik Vatika, Bhagat Singh Colony, Ballabhgarh, Faridabad - 121004, Haryana, India

+91-129-2241021

+91-9013591021, +91-9013552273

labsnitya@gmail.com

www.nityalab.com

Test Report

Issued To: **M/s Indian Oil Corporation Limited**
Bongaigaon Refinery
Distt. Chirang-783 380, Assam, India

ULR No.: TC148142500006285F
Test Report Date: 03/10/2025

Sample Particulars

Nature of the Sample :

Date of Sampling :

Purpose of Monitoring :

Method of Sampling :

Instrument Used :

Unit :

Ambient Noise

27/09/2025

To Check the Pollution Load

IS 9989

Sound Level Meter

BS-VI

Analysis Report

Sr. No.	Location	Test Result dB(A), Day Time	Test Method
	BS-VI (Night)		
1	BS-IV Control Room	52.4	IS 9989
2	Change Room	53.1	
3	104 KM-002A	82.4	
4	104 KM-001B	83.7	
5	104-PM-003B	84.2	
6	104-PM-001A	92.6	
7	104-PM-002B	85.9	
8	88A-PM-101B	84.5	
9	88A-PM-03B	86.7	
10	84A-PM-004B	83.1	
11	84A-PM-001A	82.8	
12	84A-PM-003A	81.4	

Note: Monitoring Time: Between 6:00 A.M to 10:00 P.M (Day)
Between 10:00 P.M to 6:00 A.M (Night)

Note: The Noise Ambient Air Quality Standards are given for reference

Area Code	Category of Area	Limits dB (A) Leq	
		Day Time (6AM – 10PM)	Night Time (10PM – 06AM)
A	Industrial Area	75	70
B	Commercial Area	65	55
C	Residential Area	55	45
D	Silence Zone	50	40

End of the Report.....



TC-14814

(AUTHORISED SIGNATORY)
(RAVINDER MITTAL)

NOTE: The laboratory accepts the responsibility for content of report. The results contained in this report should not be reproduced except in full, without written approval of the laboratory. This report is intended only for your guidance and not for legal purpose or for advertisement. This report shall not be reproduced except in full without the written approval of this organization. Samples will be delivered after 10 days from the date of issue of test certificate unless otherwise specified. Also computerized data this report should be communicated in writing within 7 days of issue of this report. Total liability of these laboratories is limited to amount of fee. If you have any complaint/feedback regarding the sample collection/testing/test report, please email an email at info@nityalab.com or call us at +91-191-2465597, +91-9013552273.

CORPORATE OFFICE & CENTRAL LABORATORIES :-

PLOT NO. 118, CHURCH ROAD, BEHIND KAUSIK VATIKA, BHAGAT SINGH COLONY, BALLABHGARH, FARIDABAD - 121004, HARYANA, INDIA

+91-129-2241021

+91-9013591021, +91-9013552273

labsnitya@gmail.com

www.nityalab.com

BUILDING & ROAD, MATERIAL, SOIL, ENVIRONMENTAL & CALIBRATION TESTING LAB

Test Report

Issued To M/s Indian Oil Corporation Limited
Bongaigaon Refinery
Distt. Chirang-783 380, Assam, India

ULR No. : TC148142500005929F
Test Report Date: 03/10/2025

Sample Particulars

Nature of the Sample

Date of Sampling

Purpose of Monitoring

Method of Sampling

Instrument Used

Place of Monitoring

- 2. Ambient Noise
- 2. 12/09/2025
- 1. To Check the Pollution Load
- 1. IS 9889
- 2. Sound Level Meter
- 1. Residential Area

Analysis Report

Sr. No.	Location	Test Result dB(A) Day Time	Test Result dB(A) Night Time
Permissible Limit in *dB(A) Leq for Industrial Area		75 dB(A)	70 dB(A)
1	Manjeera House	53.6	43.2
2	Near Deoshree G/H	54.8	44.8
3	Near BGR, Hospital	54.5	43.9
4	Near D.P.School, BGR	52.9	43.4
5	BGR, Township Manas (G/H)	53.7	44.8
6	Manasa Mandhir	54.4	43.6

Remark:

*dB (A) Leq denotes the time weighted average of the level of sound in decibel on scale 'A' which is relatable to human hearing.
CPCB = Central Pollution Control Board

Note: The Noise Ambient Air Quality Standards are given for reference

Area Code	Category of Area	Limits dB (A) Leq	
		Day Time (6AM - 10PM)	Night Time (10PM - 06AM)
A	Industrial Area	75	70
B	Commercial Area	65	55
C	Residential Area	55	45
D	Silence Zone	50	40



TC-14814



(AUTHORISED SIGNATORY)

(RAVINDER MITTAL)

NOTE: The laboratory accepts the responsibility for content of report. The results indicated in this report related only to the samples tested. The report shall not be reproduced except in full, without written approval of the laboratory. The report is intended only for your specific use and not for any other purpose. This report shall not be used for any other purpose without the written approval of the laboratory. Samples will be destroyed after 30 days from the date of issue of test certificate unless otherwise specified. This certificate shall not be valid for more than 1 year from the date of issue of this report. Total cost of this laboratory is limited to the amount paid only. If you have any complaint/feedback regarding the sample collection/testing/test report, please send an email at info@nityalab.com or call us at +91-191-2465597, +91-9673634882.

CORPORATE OFFICE & CENTRAL LABORATORIES :-

9 PLOT NO. 118, CHURCH ROAD, BEHIND KAUSIK VATIKA, BHAGAT SINGH COLONY, BALLABHGARH, FARIDABAD - 121004, HARYANA, INDIA

+91-129-2241021

+91-9013591021, +91-9013552273

labsnitya@gmail.com

www.nityalab.com

Test Report

Issued To M/s Indian Oil Corporation Limited
Bongaigaon Refinery
Distt. Chirang-783 380, Assam, India

ULR No. : TC148142500005930F
Test Report Date: 03/10/2025

Sample Particulars

Nature of the Sample
Date of Sampling
Purpose of Monitoring
Method of Sampling
Instrument Used
Place of Monitoring

- **Ambient Noise**
- 12/09/2025
- To Check the Pollution Load
- IS 9989
- Sound Level Meter
- Industrial Area

Analysis Report

Sr. No.	Location	Test Result dB(A) Day Time	Test Result dB(A) Night Time
Permissible Limit in *dB(A) Leq for Industrial Area		75 dB(A)	70 dB(A)
1	BGR, Township Gate # 2	63.8	59.2
2	Gate # 1 (Main Gate): S	62.2	56.5
3	Gate # 2 (IOC Marketing): S/W	61.5	56.3
4	Gate # 3 (Near LPG Gate): W	61.9	54.6
5	Gate # 4 (PSF Gate): S/E	60.4	54.2
6	Gate # 5 (Indmax Gate): S/E	61.8	56.7

Remark:

*dB (A) Leq denotes the time weighted average of the level of sound in decibel on scale 'A' which is relatable to human hearing
CPCB = Central Pollution Control Board

Note: The Noise Ambient Air Quality Standards are given for reference

Area Code	Category of Area	Limits dB (A) Leq	
		Day Time (6AM – 10PM)	Night Time (10PM – 06AM)
A	Industrial Area	75	70
B	Commercial Area	65	55
C	Residential Area	55	45
D	Silence Zone	50	40



(AUTHORISED SIGNATORY)
(RAYINDER MITTAL)

NOTE: This laboratory accepts the responsibility for correct test results. The results obtained in this test report are valid only for the sample tested. This report shall not be reproduced except in full, without written approval of the laboratory. This report is intended only for your guidance and not for legal purposes or for advertisement. This report shall not be reproduced except in full, without the written approval of this organization. Samples will be destroyed after 30 days from the date of issue of test certificate unless otherwise specified. Any discrepancy about the report should be communicated in writing within 7 days of issue of the report. Total liability of Nitya Laboratories is limited to cost of sample only. If you have any complaint/feedback regarding the sample collection, testing/test report, please send an email at info@nityalab.com and call us at +91-191-2465597, +91-9873248883.

CORPORATE OFFICE & CENTRAL LABORATORIES :-

9 PLOT NO. 118, CHURCH ROAD, BEHIND KAUSIK VATIKA, BHAGAT SINGH COLONY, BALLABHGARH, FARIDABAD - 121004, HARYANA, INDIA

+91-129-2241021

+91-9013591021, +91-9013552273

labsnitya@gmail.com

www.nityalab.com



Indian Oil Corporation Limited

(Refineries Division)

Bongaigaon Refinery, Dhaligaon-783 385
Assam, India

**Test Report of Environmental Parameters of Drinking
Water Monitoring of M/s Bongaigaon Refinery,
Chirang, Assam**

Study Period: July 2025

Prepared By



NITYA LABORATORIES

Address: Plot No.118, Church Road, Behind Kausik Vatika, Bhagat Singh Colony,
Ballabgarh, Faridabad, Delhi NCR, India

Tel.: +91-129-2241021

Mobile No.: +91-9873924093, +91-9013591021, +91-9013552273

E-Mail ID: info@nityalab.com

Website: www.nityalab.com

Table of Contents

Sr. No.	Introduction	Page No.
1	Test Reports of Drinking Water Monitoring	1-21



Issued To **M/s Indian Oil Corporation Limited**
Bongaigaon Refinery)
Distt. Chirang-783 380, Assam, India

ULR No. : TC148142500004888F
Test Report Date: 08/08/2025

Sample Particulars

Nature of the Sample
Sample Quantity & Packaging
Sample Received at Lab
Test Started on
Test Completed
Method of Sampling
Date of Sampling
Place of Sampling

Drinking Water

1 Liter, Pet Bottle
30/07/2025
30/07/2025
07/08/2025
SOP/B/D-3
26/07/2025
Dhalgaon Near LP School (Hand Pump)

Analysis Report

Sr. No.	Parameters	Unit	Test Results	Requirement IS:10500		Protocol
				Desirable	Permissible	
1	pH	-	7.26	6.5-8.5	6.5-8.5	IS:3025 (P-11)
2	Color	Hazen	<5	5	15	IS:3025 (P-4)
3	Temperature	°C	25.6	-	-	IS:3025 (P-9)
4	Turbidity	NTU	<1	1	5	APHA 23 rd Ed.
5	Electrical Conductivity	µS/cm	304	-	-	IS:3025 (P-14)
6	Total Dissolved Solids	mg/l	196	500	2000	IS:3025 (P-16)
7	Total Hardness as (CaCO ₃)	mg/l	100	200	600	IS:3025 (P-21)
8	Total Alkalinity as CaCO ₃	mg/l	50	200	600	IS:3025 (P-23)
9	Chlorides as Cl	mg/l	20	250	1000	IS:3025(P-32)
10	Sulphate as SO ₄	mg/l	13.50	200	400	APHA 23 rd Ed.
11	Nitrates as NO ₃	mg/l	0.08	45	No Relaxation	IS:3025 (P-34)
12	Ca Hardness as (CaCO ₃)	mg/l	70	-	-	IS:3025 (P-40)
13	Mg Hardness as (CaCO ₃)	mg/l	30	-	-	APHA 23 rd Ed.
14	Residual Free Chlorine	mg/l	ND[DL- 0.2]	0.2	1	IS:3025 (P-26)
15	Ammonical Nitrogen	mg/l	ND	0.5	No Relaxation	IS:3025 (P-34)
16	Total Suspended Solids	mg/l	6	-	-	IS:3025 (P-17)
17	Dissolved Oxygen	mg/l	6.1	-	-	IS:3025 (P-38)
18	Total Kjeldahl Nitrogen	mg/l	0.28	-	-	IS:3025 (P-34)
19	Sodium as Na	mg/l	20.50	-	-	APHA 23 rd Ed.
20	Potassium as K	mg/l	2.60	-	-	APHA 23 rd Ed.



TC-14814

NITYA LABORATORIES
Authorised
(AUTHORISED SIGNATORY)
(RAVINDER MITTAL)

NOTE: The laboratory accepts the responsibility for content of report. The results contained in this test report related only to the sample tested. Test report shall not be reproduced except in full, without written approval of the laboratory. This report is intended only for your guidance and not for legal purpose or for advertisement. This report shall not be reproduced except in full without the written approval of the organization. Samples will be destroyed after 30 days from the date of issue of test certificate unless otherwise specified. Any complaints about this report should be communicated in writing within 7 days of issue of this report. Total liability of Nitya Laboratories is limited to the amount only. If you have any complaint/feedback regarding the sample collection/testing/test report, please send an email at info@nityalab.com and call at +91-191-2465597, +91-9673824893

Issued To M/s Indian Oil Corporation Limited
Bongaigaon Refinery)
Distt. Chirang-783 380, Assam, India

ULR No. :

TC148142500004888F

Test Report Date:

08/08/2025

Analysis Report

Sr. No.	Parameters	Unit	Test Results	Requirement IS:10500		Protocol
				Desirable	Permissible	
21	Chemical Oxygen Demand as COD	mg/l	ND [DL- 10]	-	125	IS:3025 (P-58)
22	Biochemical Oxygen Demand as BOD	mg/l	ND [DL- 2]	-	-	IS:3025 (P-44)
23	Oil & Grease	mg/l	ND [DL- 2]	-	5.0	IS:3025 (P-39)
24	Aluminium as Al	mg/l	ND [DL- 0.01]	0.03	0.2	APHA 23 rd Ed.
25	Copper as Cu	mg/l	ND [DL- 0.05]	0.05	1.5	APHA 23 rd Ed.
26	Fluoride as F	mg/l	ND [DL- 0.1]	1.0	1.5	IS:3025 (P-60)
27	Iron (as Fe)	mg/l	ND [DL- 0.05]	0.3	No Relaxation	APHA 23 rd Ed.
28	Manganese as Mn	mg/l	ND [DL- 0.05]	0.1	0.3	IS:3025 (P-59)
29	Phenolic Compounds	mg/l	ND [DL- 0.001]	0.001	0.002	IS:3025 (P-43)
30	Selenium as Se	mg/l	ND [DL- 0.005]	0.01	No Relaxation	IS:3025 (P-56)
31	Zinc as Zn	mg/l	0.14	5	15	APHA 23 rd Ed.
32	Mercury as Hg	mg/l	ND [DL-0.001]	0.001	No Relaxation	APHA 23 rd Ed.
33	Cadmium as Cd	mg/l	ND [DL- 0.001]	0.003	No Relaxation	APHA 23 rd Ed.
34	Arsenic as As	mg/l	ND [DL- 0.01]	0.01	0.05	APHA 23 rd Ed.
35	Lead as Pb	mg/l	ND [DL- 0.005]	0.01	No Relaxation	APHA 23 rd Ed.
36	Nickel as Ni	mg/l	ND [DL- 0.01]	0.02	No Relaxation	APHA 23 rd Ed.
37	Hexavalent Cr	mg/l	ND [DL- 0.05]	-	-	IS 3025(P-52)
38	Chromium as Cr	mg/l	ND [DL- 0.05]	0.05	No Relaxation	APHA 23 rd Ed.



NITYA LABORATORIES
Authorised
(AUTHORISED SIGNATORY)
(RAVINDER MITTAL)

NOTE: The laboratory accepts the responsibility for content of report. The results contained in this test report related only to the sample tested. Test report shall not be reproduced except in full, without written approval of the laboratory. This report is intended only for your guidance and not for legal purpose or for advertisement. This report shall not be reproduced except in full without the written approval of this organization. Samples will be destroyed after 30 days from the date of issue of test certificate unless otherwise specified. Any complaints about this report should be communicated in writing within 7 days of issue of this report. Total liability of Nitya Laboratories is limited to the amount of fee only. If you have any complaint/feedback regarding the sample collection/testing/test report, please send an email at info@nityalab.com and call at +91-191-2465597, +91-9879334693.

Issued To M/s Indian Oil Corporation Limited
Bongaigaon Refinery)
Distt. Chirang-783 380, Assam, India

Test Report No. : 202507230110
Test Report Date: 08/08/2025

Sample Particulars

Nature of the Sample : **Drinking Water**
Sample Quantity & Packaging : **1 Liter, Pet Bottle**
Sample Received at Lab : **30/07/2025**
Test Started on : **30/07/2025**
Test Completed : **07/08/2025**
Method of Sampling : **SOP/B/D-3**
Date of Sampling : **26/07/2025**
Place of Sampling : **Dhaligaon Near LP School (Hand Pump)**

Analysis Report

Sr. No.	Parameters	Unit	Test Results	Requirement IS:10500		Protocol
				Desirable	Permissible	
1	Taste	-	Agreeable	Agreeable	Agreeable	IS:3025 (P-7)
2	Odour	-	Agreeable	Agreeable	Agreeable	IS:3025 (P-5)
3	Silica as SiO ₂	mg/l	12.80	-	-	IS:3025 (P-35)
4	Phosphate as PO ₄	mg/l	0.16	-	-	IS:3025 (P-31)
5	Cyanide	mg/l	ND	-	-	APHA 23 rd Ed.
6	Vanadium as V	mg/l	ND	-	-	APHA 23 rd Ed.
7	Phosphorous	mg/l	0.22	-	-	IS:3025 (P-31)
8	Total Sulphide	mg/l	ND	-	-	IS:3025 (P-29)
9	E.coli*	MPN/100ml	Absent	Absent	Absent	IS 1622
10	Total Coliform*	MPN/100ml	Absent	Absent	Absent	IS 1622
PESTICIDE RESIDUE						
8	PAH	mg/l	ND [DL- 0.0001]	0.0001	No Relaxation	APHA 23 rd Ed.
9	PCB	mg/l	[ND DL-0.0005]	0.0005	No Relaxation	USEPA 8270 D
10	Trihalomethane's					
A	Bromoform	mg/l	ND [DL- 0.1]	0.1	No Relaxation	APHA 23 rd Ed.
B	Dibromochloromethane	mg/l	ND [DL- 0.1]	0.1	No Relaxation	APHA 23 rd Ed.
C	Bromodichloromethane	mg/l	ND [DL- 0.06]	0.06	No Relaxation	APHA 23 rd Ed.
D	Chloroform	mg/l	ND [DL- 0.2]	0.2	No Relaxation	APHA 23 rd Ed.

(AUTHORISED SIGNATORY)
(RHYTHM BASSON*)

(AUTHORISED SIGNATORY)
(RAVINDER MITTAL)

NOTE: The laboratory accepts the responsibility for content of report. The results contained in this test report related only to the sample tested. Test report shall not be reproduced except in full, without written approval of the laboratory. This report is intended only for your guidance and not for legal purpose or for advertisement. This report shall not be reproduced except in full without the written approval of this organization. Samples will be destroyed after 30 days from the date of issue of test certificate unless otherwise specified. Any complaints about this report should be communicated in writing within 7 days of issue of this report. Total liability of Nitya Laboratories is limited to the amount paid only. If you have any complaint/feedback regarding the sample collection/testing/test report, please send an email at info@nityalab.com and call at +91-191-2465597, +91-9873834993

Issued To **M/s Indian Oil Corporation Limited**
Bongaigaon Refinery)
Distt. Chirang-783 380, Assam, India

ULR No. : TC148142500004887F
Test Report Date: 08/08/2025

Sample Particulars

Nature of the Sample : **Drinking Water**
Sample Quantity & Packaging : **1 Liter, Pet Bottle**
Sample Received at Lab : **30/07/2025**
Test Started on : **30/07/2025**
Test Completed : **07/08/2025**
Method of Sampling : **SOP/B/D-3**
Date of Sampling : **26/07/2025**
Place of Sampling : **Baikhungaon (Hand Pump)**

Analysis Report

Sr. No.	Parameters	Unit	Test Results	Requirement IS:10500		Protocol
				Desirable	Permissible	
1	pH	-	7.25	6.5-8.5	6.5-8.5	IS:3025 (P-11)
2	Color	Hazen	<5	5	15	IS:3025 (P-4)
3	Temperature	°C	25.4	-	-	IS:3025 (P-9)
4	Turbidity	NTU	<1	1	5	APHA 23 rd Ed.
5	Electrical Conductivity	µs/cm	328	-	-	IS:3025 (P-14)
6	Total Dissolved Solids	mg/l	210	500	2000	IS:3025 (P-16)
7	Total Hardness as (CaCO ₃)	mg/l	98	200	600	IS:3025 (P-21)
8	Total Alkalinity as CaCO ₃	mg/l	52	200	600	IS:3025 (P-23)
9	Chlorides as Cl	mg/l	26	250	1000	IS:3025(P-32)
10	Sulphate as SO ₄	mg/l	21.70	200	400	APHA 23 rd Ed.
11	Nitrates as NO ₃	mg/l	0.15	45	No Relaxation	IS:3025 (P-34)
12	Ca Hardness as (CaCO ₃)	mg/l	60	-	-	IS:3025 (P-40)
13	Mg Hardness as (CaCO ₃)	mg/l	38	-	-	APHA 23 rd Ed.
14	Residual Free Chlorine	mg/l	ND [DL- 0.2]	0.2	1	IS:3025 (P-26)
15	Ammonical Nitrogen	mg/l	0.26	0.5	No Relaxation	IS:3025 (P-34)
16	Total Suspended Solids	mg/l	ND	-	-	IS:3025 (P-17)
17	Dissolved Oxygen	mg/l	6.2	-	-	IS:3025 (P-38)
18	Total Kjeldahl Nitrogen	mg/l	0.56	-	-	IS:3025 (P-34)
19	Sodium as Na	mg/l	24.20	-	-	APHA 23 rd Ed.
20	Potassium as K	mg/l	2.50	-	-	APHA 23 rd Ed.



(AUTHORISED SIGNATORY)
(RAVINDER MITTAL)

NOTE: The laboratory accepts the responsibility for content of report. The results contained in this test report related only to the sample tested. Test report shall not be reproduced except in full, without written approval of the laboratory. This report is intended only for your guidance and not for legal purpose or for advertisement. This report shall not be reproduced except in full without the written approval of this organization. Samples will be destroyed after 30 days from the date of issue of test certificate unless otherwise specified. Any complaints about this report should be communicated in writing within 7 days of issue of this report. Total liability of Nitya Laboratories is limited to the amount paid only. If you have any complaint/feedback regarding the sample collection/testing/test report, please send an email at info@nityalab.com and call at +91-191-2465597, +91-9873924093.

Issued To M/s Indian Oil Corporation Limited
Bongaigaon Refinery)
Distt. Chirang-783 380, Assam, India

ULR No. : TC148142500004887F
Test Report Date: 08/06/2025

Analysis Report

Sr. No.	Parameters	Unit	Test Results	Requirement IS:10500		Protocol
				Desirable	Permissible	
21	Chemical Oxygen Demand as COD	mg/l	ND [DL- 10]	-	125	IS:3025 (P-58)
22	Biochemical Oxygen Demand as BOD	mg/l	ND [DL- 2]	-	-	IS:3025 (P-44)
23	Oil & Grease	mg/l	ND [DL- 2]	-	5.0	IS:3025 (P-39)
24	Aluminium as Al	mg/l	ND [DL- 0.01]	0.03	0.2	APHA 23 rd Ed.
25	Copper as Cu	mg/l	ND [DL- 0.05]	0.05	1.5	APHA 23 rd Ed.
26	Fluoride as F	mg/l	ND [DL- 0.1]	1.0	1.5	IS:3025 (P-60)
27	Iron (as Fe)	mg/l	ND [DL- 0.05]	0.3	No Relaxation	APHA 23 rd Ed.
28	Manganese as Mn	mg/l	ND [DL- 0.05]	0.1	0.3	IS:3025 (P-59)
29	Phenolic Compounds	mg/l	ND [DL- 0.001]	0.001	0.002	IS:3025 (P-43)
30	Selenium as Se	mg/l	ND [DL- 0.005]	0.01	No Relaxation	IS:3025 (P-56)
31	Zinc as Zn	mg/l	0.18	5	15	APHA 23 rd Ed.
32	Mercury as Hg	mg/l	ND [DL-0.001]	0.001	No Relaxation	APHA 23 rd Ed.
33	Cadmium as Cd	mg/l	ND [DL- 0.001]	0.003	No Relaxation	APHA 23 rd Ed.
34	Arsenic as As	mg/l	ND [DL- 0.01]	0.01	0.05	APHA 23 rd Ed.
35	Lead as Pb	mg/l	ND [DL- 0.005]	0.01	No Relaxation	APHA 23 rd Ed.
36	Nickel as Ni	mg/l	ND [DL- 0.01]	0.02	No Relaxation	APHA 23 rd Ed.
37	Hexavalent Cr	mg/l	ND [DL- 0.05]	-	-	IS 3025(P-52)
38	Chromium as Cr	mg/l	ND [DL- 0.05]	0.05	No Relaxation	APHA 23 rd Ed.



NOTE: The laboratory accepts the responsibility for content of report. The results contained in this test report related only to the sample tested. Test report shall not be reproduced except in full, without written approval of the laboratory. This report is intended only for your guidance and not for legal purpose or for advertisement. This report shall not be reproduced except in full without the written approval of this organization. Samples will be destroyed after 30 days from the date of issue of test certificate unless otherwise specified. Any comments about this report should be communicated in writing, within 7 days of issue of this report. Total liability of Nitya Laboratories is limited to the amount of fee charged. If you have any complaint/feedback regarding the sample collection/testing/test report, please send an email at info@nityalab.com and call at +91-191-2465597, +91-9873924023

Issued To **M/s Indian Oil Corporation Limited**
Bongaigaon Refinery)
Distt. Chirang-783 380, Assam, India

Test Report No.: 202507230111
Test Report Date: 08/08/2025

Sample Particulars

Nature of the Sample : **Drinking Water**
Sample Quantity & Packaging : 1 Liter, Pet Bottle
Sample Received at Lab : 30/07/2025
Test Started on : 30/07/2025
Test Completed : 07/08/2025
Method of Sampling : SOP/B/D-3
Date of Sampling : 26/07/2025
Place of Sampling : Baikhungaon (Hand Pump)

Analysis Report

Sr. No.	Parameters	Unit	Test Results	Requirement IS:10500		Protocol
				Desirable	Permissible	
1	Taste	-	Agreeable	Agreeable	Agreeable	IS:3025 (P-7)
2	Odour	-	Agreeable	Agreeable	Agreeable	IS:3025 (P-5)
3	Silica as SiO ₂	mg/l	16.90	-	-	IS:3025 (P-35)
4	Phosphate as PO ₄	mg/l	ND	-	-	IS:3025 (P-31)
5	Cyanide	mg/l	ND	-	-	APHA 23 rd Ed.
6	Vanadium as V	mg/l	ND	-	-	APHA 23 rd Ed.
7	Phosphorous	mg/l	0.10	-	-	IS:3025 (P-31)
8	Total Sulphide	mg/l	ND	-	-	IS:3025 (P-29)
9	E.coli*	MPN/100ml	Absent	Absent	Absent	IS 1622
10	Total Coliform*	MPN/100ml	Absent	Absent	Absent	IS 1622

PESTICIDE RESIDUE

8	PAH	mg/l	ND [DL-0.0001]	0.0001	No Relaxation	APHA 23 rd Ed.
9	PCB	mg/l	[ND DL-0.0005]	0.0005	No Relaxation	USEPA 8270 D
10	Trihalomethane's					
A	Bromoform	mg/l	ND [DL- 0.1]	0.1	No Relaxation	APHA 23 rd Ed.
B	Dibromochloromethane	mg/l	ND [DL- 0.1]	0.1	No Relaxation	APHA 23 rd Ed.
C	Bromodichloromethane	mg/l	ND [DL- 0.06]	0.06	No Relaxation	APHA 23 rd Ed.
D	Chloroform	mg/l	ND [DL- 0.2]	0.2	No Relaxation	APHA 23 rd Ed.

(AUTHORISED SIGNATORY)

(RHYTHM BASSON*)

(AUTHORISED SIGNATORY)

(RAVINDER MITTAL)

NOTE: The laboratory accepts the responsibility for content of report. The results contained in this test report related only to the sample tested. Test report shall not be reproduced except in full, without written approval of the laboratory. This report is intended only for your guidance and not for legal purpose or for advertisement. This report shall not be reproduced except in full without the written approval of this organization. Samples will be destroyed after 30 days from the date of issue of test certificate unless otherwise specified. Any complaints about this report should be communicated in writing within 7 days of issue of this report. Total liability of Nitya Laboratories is limited to the amount of fee charged. If you have any complaint/feedback regarding the sample collection/testing/test report, please send an email at info@nityalab.com and call at +91-191-2465597, +91-9872638992

BUILDING & ROAD, MATERIAL, SOIL, ENVIRONMENTAL & CALIBRATION TESTING LAB

7

Issued To M/s Indian Oil Corporation Limited
Bongaigaon Refinery)
Distt. Chirang-783 380, Assam, India

ULR No. : TC148142500004733F
Test Report Date: 08/08/2025

Sample Particulars

Nature of the Sample	Drinking Water
Sample Quantity & Packaging	1 Liter, Pet Bottle
Sample Received at Lab	30/07/2025
Test Started on	30/07/2025
Test Completed	07/08/2025
Method of Sampling	SOP/B/D-3
Date of Sampling	23/07/2025
Place of Sampling	Basangaon (Hand Pump)

Analysis Report

Sr. No.	Parameters	Unit	Test Results	Requirement IS:10500		Protocol
				Desirable	Permissible	
1	pH	-	7.36	6.5-8.5	6.5-8.5	IS:3025 (P-11)
2	Color	Hazen	<5	5	15	IS:3025 (P-4)
3	Temperature	°C	25.4	-	-	IS:3025 (P-9)
4	Turbidity	NTU	<1	1	5	APHA 23 rd Ed.
5	Electrical Conductivity	µc/cm	340	-	-	IS:3025 (P-14)
6	Total Dissolved Solids	mg/l	220	500	2000	IS:3025 (P-16)
7	Total Hardness as (CaCO ₃)	mg/l	86	200	600	IS:3025 (P-21)
8	Total Alkalinity as CaCO ₃	mg/l	66	200	600	IS:3025 (P-23)
9	Chlorides as Cl	mg/l	18	250	1000	IS:3025(P-32)
10	Sulphate as SO ₄	mg/l	13.90	200	400	APHA 23 rd Ed.
11	Nitrates as NO ₃	mg/l	0.27	45	No Relaxation	IS:3025 (P-34)
12	Ca Hardness as (CaCO ₃)	mg/l	65	-	-	IS:3025 (P-40)
13	Mg Hardness as (CaCO ₃)	mg/l	21	-	-	APHA 23 rd Ed.
14	Residual Free Chlorine	mg/l	ND [DL- 0.2]	0.2	1	IS:3025 (P-26)
15	Ammonical Nitrogen	mg/l	0.17	0.5	No Relaxation	IS:3025 (P-34)
16	Total Suspended Solids	mg/l	8	-	-	IS:3025 (P-17)
17	Dissolved Oxygen	mg/l	5.9	-	-	IS:3025 (P-38)
18	Total Kjeldahl Nitrogen	mg/l	0.28	-	-	IS:3025 (P-34)
19	Sodium as Na	mg/l	20.90	-	-	APHA 23 rd Ed.
20	Potassium as K	mg/l	2.80	-	-	APHA 23 rd Ed.



TC-14814



(AUTHORISED SIGNATORY)

(RAVINDER MITTAL)

NOTE: The laboratory accepts the responsibility for content of report. The results contained in this test report related only to the sample tested. Test report shall not be reproduced except in full, without written approval of the laboratory. This report is intended only for your guidance and not for legal purpose or for advertisement. This report shall not be reproduced except in full without the written approval of this organization. Samples will be destroyed after 30 days from the date of issue of test certificate unless otherwise specified. Any complaints about this report should be communicated in writing within 7 days of issue of this report. Total liability of Nitya Laboratories is limited to the amount of fee paid. If you have any complaint/feedback regarding the sample collection/testing/test report, please send an email at info@nityalab.com and call at +91-191-2465597, +91-9679534693

Issued To M/s Indian Oil Corporation Limited
Bongaigaon Refinery)
Distt. Chirang-783 380, Assam, India

ULR No. : TC148142500004733F
Test Report Date: 08/08/2025

Analysis Report

Sr. No.	Parameters	Unit	Test Results	Requirement IS:10500		Protocol
				Desirable	Permissible	
21	Chemical Oxygen Demand as COD	mg/l	ND [DL- 10]	-	125	IS:3025 (P-58)
22	Biochemical Oxygen Demand as BOD	mg/l	ND	-	-	IS:3025 (P-44)
23	Oil & Grease	mg/l	ND	-	5.0	IS:3025 (P-39)
24	Aluminium as Al	mg/l	ND [DL- 0.01]	0.03	0.2	APHA 23 rd Ed.
25	Copper as Cu	mg/l	ND [DL- 0.05]	0.05	1.5	APHA 23 rd Ed.
26	Fluoride as F	mg/l	ND [DL- 0.1]	1.0	1.5	IS:3025 (P-60)
27	Iron (as Fe)	mg/l	0.06	0.3	No Relaxation	APHA 23 rd Ed.
28	Manganese as Mn	mg/l	ND [DL- 0.05]	0.1	0.3	IS:3025 (P-59)
29	Phenolic Compounds	mg/l	ND [DL- 0.001]	0.001	0.002	IS:3025 (P-43)
30	Selenium as Se	mg/l	ND [DL- 0.005]	0.01	No Relaxation	IS:3025 (P-56)
31	Zinc as Zn	mg/l	0.19	5	15	APHA 23 rd Ed.
32	Mercury as Hg	mg/l	ND [DL-0.001]	0.001	No Relaxation	APHA 23 rd Ed.
33	Cadmium as Cd	mg/l	ND [DL- 0.001]	0.003	No Relaxation	APHA 23 rd Ed.
34	Arsenic as As	mg/l	ND [DL- 0.01]	0.01	0.05	APHA 23 rd Ed.
35	Lead as Pb	mg/l	ND [DL- 0.005]	0.01	No Relaxation	APHA 23 rd Ed.
36	Nickel as Ni	mg/l	ND [DL- 0.01]	0.02	No Relaxation	APHA 23 rd Ed.
37	Hexavalent Cr	mg/l	ND [DL- 0.05]	-	-	IS 3025(P-52)
38	Chromium as Cr	mg/l	ND [DL- 0.05]	0.05	No Relaxation	APHA 23 rd Ed.



NITYA LABORATORIES
Authorised
(AUTHORISED SIGNATORY)
(RAVINDER MITTAL)

NOTE: The laboratory accepts the responsibility for content of report. The results contained in this test report related only to the sample tested. Test report shall not be reproduced except in full, without written approval of the laboratory. This report is intended only for your guidance and not for legal purpose or for advertisement. This report shall not be reproduced except in full without the written approval of this organization. Samples will be destroyed after 30 days from the date of issue of test certificate unless otherwise specified. Any complaints about this report should be communicated in writing within 7 days of issue of this report. Total liability of Nitya Laboratories is limited involved amount only. If you have any complaint/feedback regarding the sample collection/testing/test report, please send an email at info@nityalab.com and call at +91-191-2465597, +91-9672618083

Issued To **M/s Indian Oil Corporation Limited**
Bongaigaon Refinery)
Distt. Chirang-783 380, Assam, India

Test Report No. : 202507230112
Test Report Date: 08/08/2025

Sample Particulars

Nature of the Sample : **Drinking Water**
Sample Quantity & Packaging : **1 Liter, Pet Bottle**
Sample Received at Lab : **30/07/2025**
Test Started on : **30/07/2025**
Test Completed : **07/08/2025**
Method of Sampling : **SOP/B/D-3**
Date of Sampling : **23/07/2025**
Place of Sampling : **Besangaon (Hand Pump)**

Analysis Report

Sr. No.	Parameters	Unit	Test Results	Requirement IS:10500		Protocol
				Desirable	Permissible	
1	Taste	-	Agreeable	Agreeable	Agreeable	IS:3025 (P-7)
2	Odour	-	Agreeable	Agreeable	Agreeable	IS:3025 (P-5)
3	Silica as SiO ₂	mg/l	21.00	-	-	IS:3025 (P-35)
4	Phosphate as PO ₄	mg/l	0.22	-	-	IS:3025 (P-31)
5	Cyanide	mg/l	ND	-	-	APHA 23 rd Ed.
6	Vanadium as V	mg/l	ND	-	-	APHA 23 rd Ed.
7	Phosphorous	mg/l	0.32	-	-	IS:3025 (P-31)
8	Total Sulphide	mg/l	ND	-	-	IS:3025 (P-29)
9	E.coli*	MPN/100ml	Absent	Absent	Absent	IS 1622
10	Total Coliform*	MPN/100ml	Absent	Absent	Absent	IS 1622
PESTICIDE RESIDUE						
8	PAH	mg/l	ND [DL-0.0001]	0.0001	No Relaxation	APHA 23 rd Ed.
9	PCB	mg/l	[ND DL-0.0005]	0.0005	No Relaxation	USEPA 8270 D
10	Trihalomethane's					
A	Bromoform	mg/l	ND [DL- 0.1]	0.1	No Relaxation	APHA 23 rd Ed.
B	Dibromochloromethane	mg/l	ND [DL- 0.1]	0.1	No Relaxation	APHA 23 rd Ed.
C	Bromodichloromethane	mg/l	ND [DL- 0.06]	0.06	No Relaxation	APHA 23 rd Ed.
D	Chloroform	mg/l	ND [DL- 0.2]	0.2	No Relaxation	APHA 23 rd Ed.

(AUTHORISED SIGNATORY)
(RHYTHM BASSON*)

(AUTHORISED SIGNATORY)
(RAVINDER MITTAL)

NOTE: The laboratory accepts the responsibility for content of report. The results contained in this test report related only to the sample tested. Test report shall not be reproduced except in full, without written approval of the laboratory. This report is intended only for your guidance and not for legal purpose or for advertisement. This report shall not be reproduced except in full without the written approval of this organization. Samples will be destroyed after 30 days from the date of issue of test certificate unless otherwise specified. Any complaints about this report should be communicated in writing within 7 days of issue of the report. Total liability of Nitya Laboratories is limited to the amount paid only. If you have any complaint/feedback regarding the sample collection/testing/test report, please send an email at info@nityalab.com and call at +91-191-2465597, +91-9873924093

Issued To M/s Indian Oil Corporation Limited
Bongaigaon Refinery)
Distt. Chirang-783 380, Assam, India

ULR No. : TC148142500004889F
Test Report Date: 08/08/2025

Sample Particulars

Nature of the Sample : **Drinking Water**
Sample Quantity & Packaging : 1 Liter, Pet Bottle
Sample Received at Lab : 30/07/2025
Test Started on : 30/07/2025
Test Completed : 07/08/2025
Method of Sampling : SOP/B/D-3
Date of Sampling : 26/07/2025
Place of Sampling : Sambalpur Sidli (Ring well)

Analysis Report

Sr. No.	Parameters	Unit	Test Results	Requirement IS:10500		Protocol
				Desirable	Permissible	
1	pH	-	7.26	6.5-8.5	6.5-8.5	IS:3025 (P-11)
2	Color	Hazen	<5	5	15	IS:3025 (P-4)
3	Temperature	°C	25.6	-	-	IS:3025 (P-9)
4	Turbidity	NTU	<1	1	5	APHA 23 rd Ed.
5	Electrical Conductivity	µS/cm	316	-	-	IS:3025 (P-14)
6	Total Dissolved Solids	mg/l	204	500	2000	IS:3025 (P-16)
7	Total Hardness as (CaCO ₃)	mg/l	84	200	600	IS:3025 (P-21)
8	Total Alkalinity as CaCO ₃	mg/l	50	200	600	IS:3025 (P-23)
9	Chlorides as Cl	mg/l	20	250	1000	IS:3025(P-32)
10	Sulphate as SO ₄	mg/l	15.80	200	400	APHA 23 rd Ed.
11	Nitrates as NO ₃	mg/l	0.34	45	No Relaxation	IS:3025 (P-34)
12	Ca Hardness as (CaCO ₃)	mg/l	65	-	-	IS:3025 (P-40)
13	Mg Hardness as (CaCO ₃)	mg/l	19	-	-	APHA 23 rd Ed.
14	Residual Free Chlorine	mg/l	ND [DL- 0.2]	0.2	1	IS:3025 (P-26)
15	Ammonical Nitrogen	mg/l	0.19	0.5	No Relaxation	IS:3025 (P-34)
16	Total Suspended Solids	mg/l	6	-	-	IS:3025 (P-17)
17	Dissolved Oxygen	mg/l	6.0	-	-	IS:3025 (P-38)
18	Total Kjeldahl Nitrogen	mg/l	0.28	-	-	IS:3025 (P-34)
19	Sodium as Na	mg/l	19.80	-	-	APHA 23 rd Ed.
20	Potassium as K	mg/l	2.96	-	-	APHA 23 rd Ed.



TC-14814



NOTE: The laboratory accepts the responsibility for content of report. The results contained in the test report related only to the sample tested. Test report shall not be reproduced except in full without written approval of the laboratory. This report is intended only for your guidance and not for legal purpose or for advertisement. This report shall not be reproduced except in full without the written approval of this organization. Samples will be destroyed after 30 days from the date of issue of test certificate unless otherwise specified. Any complaints about this report should be communicated in writing within 7 days of issue of this report. Total liability of Nitya Laboratories is limited to the amount of fee paid. If you have any complaint/feedback regarding the sample collection/testing/test report, please send an email at info@nityalab.com and call at +91-191-2465597, +91-8672934063

Issued To M/s Indian Oil Corporation Limited
Bongaigaon Refinery)
Distt. Chirang-783 380, Assam, India

ULR No. : TC148142500004889F
Test Report Date: 08/08/2025

Analysis Report

Sr. No.	Parameters	Unit	Test Results	Requirement IS:10500		Protocol
				Desirable	Permissible	
21	Chemical Oxygen Demand as COD	mg/l	ND [DL- 10]	-	125	IS:3025 (P-58)
22	Biochemical Oxygen Demand as BOD	mg/l	ND [DL- 2]	-	-	IS:3025 (P-44)
23	Oil & Grease	mg/l	ND [DL- 2]	-	5.0	IS:3025 (P-39)
24	Aluminium as Al	mg/l	ND [DL- 0.01]	0.03	0.2	APHA 23 rd Ed.
25	Copper as Cu	mg/l	ND [DL- 0.05]	0.05	1.5	APHA 23 rd Ed.
26	Fluoride as F	mg/l	ND [DL- 0.1]	1.0	1.5	IS:3025 (P-60)
27	Iron (as Fe)	mg/l	ND [DL- 0.05]	0.3	No Relaxation	APHA 23 rd Ed.
28	Manganese as Mn	mg/l	ND [DL- 0.05]	0.1	0.3	IS:3025 (P-59)
29	Phenolic Compounds	mg/l	ND [DL- 0.001]	0.001	0.002	IS:3025 (P-43)
30	Selenium as Se	mg/l	ND [DL- 0.005]	0.01	No Relaxation	IS:3025 (P-56)
31	Zinc as Zn	mg/l	0.27	5	15	APHA 23 rd Ed.
32	Mercury as Hg	mg/l	ND [DL-0.001]	0.001	No Relaxation	APHA 23 rd Ed.
33	Cadmium as Cd	mg/l	ND [DL- 0.001]	0.003	No Relaxation	APHA 23 rd Ed.
34	Arsenic as As	mg/l	ND [DL- 0.01]	0.01	0.05	APHA 23 rd Ed.
35	Lead as Pb	mg/l	ND [DL- 0.005]	0.01	No Relaxation	APHA 23 rd Ed.
36	Nickel as Ni	mg/l	ND [DL- 0.01]	0.02	No Relaxation	APHA 23 rd Ed.
37	Hexavalent Cr	mg/l	ND [DL- 0.05]	-	-	IS 3025(P-52)
38	Chromium as Cr	mg/l	ND [DL- 0.05]	0.05	No Relaxation	APHA 23 rd Ed.



NOTE: The laboratory accepts the responsibility for content of report. The results contained in this test report related only to the sample tested. Test report shall not be reproduced except in full, without written approval of the laboratory. This report is intended only for your guidance and not for legal purpose or for advertisement. This report shall not be reproduced except in full without the written approval of this organization. Samples will be destroyed after 30 days from the date of issue of test certificate unless otherwise specified. Any complaints about this report should be communicated in writing within 7 days of issue of this report. Total liability of Nitya Laboratories is limited to the amount paid only. If you have any complaint/feedback regarding the sample collection/testing/test report, please send an email at info@nityalab.com and call at +91-191-2465597, +91-9873834893

Issued To M/s Indian Oil Corporation Limited
Bongaigaon Refinery)
Distt. Chirang-783 380, Assam, India

Test Report No. : 202507230113
Test Report Date: 08/08/2025

Sample Particulars

Nature of the Sample : **Drinking Water**
Sample Quantity & Packaging : 1 Liter, Pet Bottle
Sample Received at Lab : 30/07/2025
Test Started on : 30/07/2025
Test Completed : 07/08/2025
Method of Sampling : SOP/B/D-3
Date of Sampling : 26/07/2025
Place of Sampling : Sambalpur Sidli (Ring well)

Analysis Report

Sr. No.	Parameters	Unit	Test Results	Requirement IS:10500		Protocol
				Desirable	Permissible	
1	Taste	-	Agreeable	Agreeable	Agreeable	IS:3025 (P-7)
2	Odour	-	Agreeable	Agreeable	Agreeable	IS:3025 (P-5)
3	Silica as SiO ₂	mg/l	22.50	-	-	IS:3025 (P-35)
4	Phosphate as PO ₄	mg/l	0.17	-	-	IS:3025 (P-31)
5	Cyanide	mg/l	ND	-	-	APHA 23 rd Ed.
6	Vanadium as V	mg/l	ND	-	-	APHA 23 rd Ed.
7	Phosphorous	mg/l	0.28	-	-	IS:3025 (P-31)
8	Total Sulphide	mg/l	ND	-	-	IS:3025 (P-29)
9	E.coli*	MPN/100ml	Absent	Absent	Absent	IS 1622
10	Total Coliform*	MPN/100ml	Absent	Absent	Absent	IS 1622
PESTICIDE RESIDUE						
8	PAH	mg/l	ND [DL- 0.0001]	0.0001	No Relaxation	APHA 23 rd Ed.
9	PCB	mg/l	[ND DL-0.0005]	0.0005	No Relaxation	USEPA 8270 D
10	Trihalomethane's					
A	Bromoform	mg/l	ND [DL- 0.1]	0.1	No Relaxation	APHA 23 rd Ed.
B	Dibromochloromethane	mg/l	ND [DL- 0.1]	0.1	No Relaxation	APHA 23 rd Ed.
C	Bromodichloromethane	mg/l	ND [DL- 0.06]	0.06	No Relaxation	APHA 23 rd Ed.
D	Chloroform	mg/l	ND [DL- 0.2]	0.2	No Relaxation	APHA 23 rd Ed.

(AUTHORISED SIGNATORY)
(RHYTHM BASSON*)

(AUTHORISED SIGNATORY)
(RAVINDER MITTAL)

NOTE: The laboratory accepts the responsibility for content of report. The results contained in this test report related only to the sample tested. Test report shall not be reproduced except in full, without written approval of the laboratory. This report is intended only for your guidance and not for legal purpose or for advertisement. This report shall not be reproduced except in full without the written approval of this organization. Samples will be destroyed after 30 days from the date of issue of test certificate unless otherwise specified. Any complaints about this report should be communicated in writing within 7 days of issue of this report. Total liability of Nitya Laboratories is limited to the amount only. If you have any complaint/feedback regarding the sample collection/testing/test report, please send an email at info@nityalab.com and call at +91-191-2465597, +91-9873924055

Issued To **M/s Indian Oil Corporation Limited**
Bongaigaon Refinery)
Distt. Chirang-783 380, Assam, India

ULR No. : TC148142500004732F
Test Report Date: 08/08/2025

Sample Particulars

Nature of the Sample : **Drinking Water**
Sample Quantity & Packaging : **1 Liter, Pet Bottle**
Sample Received at Lab : **30/07/2025**
Test Started on : **30/07/2025**
Test Completed : **07/08/2025**
Method of Sampling : **SOP/B/D-3**
Date of Sampling : **23/07/2025**
Place of Sampling : **Bageswari Mandir**

Analysis Report

Sr. No.	Parameters	Unit	Test Results	Requirement IS:10500		Protocol
				Desirable	Permissible	
1	pH	-	7.26	6.5-8.5	6.5-8.5	IS:3025 (P-11)
2	Color	Hazen	<5	5	15	IS:3025 (P-4)
3	Temperature	°C	25.4	-	-	IS:3025 (P-9)
4	Turbidity	NTU	<1	1	5	APHA 23 rd Ed.
5	Electrical Conductivity	µs/cm	394	-	-	IS:3025 (P-14)
6	Total Dissolved Solids	mg/l	254	500	2000	IS:3025 (P-16)
7	Total Hardness as (CaCO ₃)	mg/l	110	200	600	IS:3025 (P-21)
8	Total Alkalinity as CaCO ₃	mg/l	70	200	600	IS:3025 (P-23)
9	Chlorides as Cl	mg/l	20	250	1000	IS:3025 (P-32)
10	Sulphate as SO ₄	mg/l	24.00	200	400	APHA 23 rd Ed.
11	Nitrates as NO ₃	mg/l	0.30	45	No Relaxation	IS:3025 (P-34)
12	Ca Hardness as (CaCO ₃)	mg/l	75	-	-	IS:3025 (P-40)
13	Mg Hardness as (CaCO ₃)	mg/l	35	-	-	APHA 23 rd Ed.
14	Residual Free Chlorine	mg/l	ND [DL- 0.2]	0.2	1	IS:3025 (P-26)
15	Ammonical Nitrogen	mg/l	0.39	0.5	No Relaxation	IS:3025 (P-34)
16	Total Suspended Solids	mg/l	ND	-	-	IS:3025 (P-17)
17	Dissolved Oxygen	mg/l	6.2	-	-	IS:3025 (P-38)
18	Total Kjeldahl Nitrogen	mg/l	0.56	-	-	IS:3025 (P-34)
19	Sodium as Na	mg/l	26.00	-	-	APHA 23 rd Ed.
20	Potassium as K	mg/l	2.74	-	-	APHA 23 rd Ed.



(AUTHORISED SIGNATORY)

(RAVINDER MITTAL)

NOTE: The laboratory accepts the responsibility for content of report. The results contained in this test report relate only to the sample tested. Test report shall not be reproduced except in full, without written approval of the laboratory. This report is intended only for your guidance and not for legal purpose or for advertisement. This report shall not be reproduced except in full without the written approval of this organization. Samples will be destroyed after 30 days from the date of issue of test certificate unless otherwise specified. Any complaints about this report should be communicated in writing within 7 days of issue of this report. Total liability of Nitya Laboratories is limited to the amount of fee paid. If you have any complaint/feedback regarding the sample collection/testing/test report, please send an email at info@nityalab.com and call at +91-191-2465597, +91-9873934883

Issued To M/s Indian Oil Corporation Limited
Bongaigaon Refinery)
Distt. Chirang-783 380, Assam, India

ULR No. :

TC148142500004732F

Test Report Date:

08/08/2025

Analysis Report

Sr. No.	Parameters	Unit	Test Results	Requirement IS:10500		Protocol
				Desirable	Permissible	
21	Chemical Oxygen Demand as COD	mg/l	ND [DL- 10]	-	125	IS:3025 (P-58)
22	Biochemical Oxygen Demand as BOD	mg/l	ND [DL- 2]	-	-	IS:3025 (P-44)
23	Oil & Grease	mg/l	ND [DL- 2]	-	5.0	IS:3025 (P-39)
24	Aluminium as Al	mg/l	ND [DL- 0.01]	0.03	0.2	APHA 23 rd Ed.
25	Copper as Cu	mg/l	ND [DL- 0.05]	0.05	1.5	APHA 23 rd Ed.
26	Fluoride as F	mg/l	ND [DL- 0.1]	1.0	1.5	IS:3025 (P-60)
27	Iron (as Fe)	mg/l	ND [DL- 0.05]	0.3	No Relaxation	APHA 23 rd Ed.
28	Manganese as Mn	mg/l	ND [DL- 0.05]	0.1	0.3	IS:3025 (P-59)
29	Phenolic Compounds	mg/l	ND [DL- 0.001]	0.001	0.002	IS:3025 (P-43)
30	Selenium as Se	mg/l	ND [DL- 0.005]	0.01	No Relaxation	IS:3025 (P-56)
31	Zinc as Zn	mg/l	0.37	5	15	APHA 23 rd Ed.
32	Mercury as Hg	mg/l	ND [DL-0.001]	0.001	No Relaxation	APHA 23 rd Ed.
33	Cadmium as Cd	mg/l	ND [DL- 0.001]	0.003	No Relaxation	APHA 23 rd Ed.
34	Arsenic as As	mg/l	ND [DL- 0.01]	0.01	0.05	APHA 23 rd Ed.
35	Lead as Pb	mg/l	ND [DL- 0.005]	0.01	No Relaxation	APHA 23 rd Ed.
36	Nickel as Ni	mg/l	ND [DL- 0.01]	0.02	No Relaxation	APHA 23 rd Ed.
37	Hexavalent Cr	mg/l	ND [DL- 0.05]	-	-	IS 3025(P-52)
38	Chromium as Cr	mg/l	ND [DL- 0.05]	0.05	No Relaxation	APHA 23 rd Ed.



NOTE: This laboratory accepts the responsibility for content of report. The results contained in this test report related only to the sample tested. Test report shall not be reproduced except in full, without written approval of the laboratory. This report is intended only for your guidance and not for legal purpose or for advertisement. This report shall not be reproduced except in full without the written approval of this organization. Samples will be destroyed after 30 days from the date of issue of test certificate unless otherwise specified. Any complaints about this report should be communicated in writing within 7 days of issue of this report. Total liability of Nitya Laboratories is limited to the amount of fee only. If you have any complaint/feedback regarding the sample collection/testing/test report, please send an email at info@nityalab.com and call at +91-191-2465597, +91-9873824093

Issued To M/s Indian Oil Corporation Limited
Bongaigaon Refinery)
Distt. Chirang-783 380, Assam, India

Test Report No. : 202507230118
Test Report Date: 08/08/2025

Sample Particulars

Nature of the Sample : **Drinking Water**
Sample Quantity & Packaging : **1 Liter, Pet Bottle**
Sample Received at Lab : **30/07/2025**
Test Started on : **30/07/2025**
Test Completed : **07/08/2025**
Method of Sampling : **SOP/B/D-3**
Date of Sampling : **23/07/2025**
Place of Sampling : **Bageswari Mandir**

Analysis Report

Sr. No.	Parameters	Unit	Test Results	Requirement IS:10500		Protocol
				Desirable	Permissible	
1	Taste	-	Agreeable	Agreeable	Agreeable	IS:3025 (P-7)
2	Odour	-	Agreeable	Agreeable	Agreeable	IS:3025 (P-5)
3	Silica as SiO ₂	mg/l	23.50	-	-	IS:3025 (P-35)
4	Phosphate as PO ₄	mg/l	0.09	-	-	IS:3025 (P-31)
5	Cyanide	mg/l	ND	-	-	APHA 23 rd Ed.
6	Vanadium as V	mg/l	ND	-	-	APHA 23 rd Ed.
7	Phosphorous	mg/l	0.16	-	-	IS:3025 (P-31)
8	Total Sulphide	mg/l	ND	-	-	IS:3025 (P-29)
9	E.coli*	MPN/100ml	Absent	Absent	Absent	IS 1622
10	Total Coliform*	MPN/100ml	Absent	Absent	Absent	IS 1622
PESTICIDE RESIDUE						
8	PAH	mg/l	ND [DL-0.0001]	0.0001	No Relaxation	APHA 23 rd Ed.
9	PCB	mg/l	[ND DL-0.0005]	0.0005	No Relaxation	USEPA 8270 D
10	Trihalomethane's					
A	Bromoform	mg/l	ND [DL- 0.1]	0.1	No Relaxation	APHA 23 rd Ed.
B	Dibromochloromethane	mg/l	ND [DL- 0.1]	0.1	No Relaxation	APHA 23 rd Ed.
C	Bromodichloromethane	mg/l	ND [DL- 0.06]	0.06	No Relaxation	APHA 23 rd Ed.
D	Chloroform	mg/l	ND [DL- 0.2]	0.2	No Relaxation	APHA 23 rd Ed.

(AUTHORISED SIGNATORY)

(RHYTHM BASSON*)

(AUTHORISED SIGNATORY)
(RAVINDER MITTAL)

NOTE: The laboratory accepts the responsibility for content of report. The results contained in this test report related only to the sample tested. Test report shall not be reproduced except in full, without written approval of the laboratory. This report is intended only for your guidance and not for legal purpose or for advertisement. This report shall not be reproduced except in full without the written approval of this organization. Samples will be destroyed after 30 days from the date of issue of test certificate unless otherwise specified. Any complaints about this report should be communicated in writing within 7 days of issue of this report. Total liability of Nitya Laboratories is limited to the amount paid only. If you have any complaint/feedback regarding the sample collection/testing/test report, please send an email at info@nityalab.com and call at +91-191-2465597, +91-9873824992

Issued To M/s Indian Oil Corporation Limited
Bongaigaon Refinery)
Distt. Chirang-783 380, Assam, India

ULR No. : TC148142500004731F
Test Report Date: 08/08/2025

Sample Particulars

Nature of the Sample : **Drinking Water**
Sample Quantity & Packaging : 1 Liter, Pet Bottle
Sample Received at Lab : 30/07/2025
Test Started on : 30/07/2025
Test Completed : 07/08/2025
Method of Sampling : SOP/B/D-3
Date of Sampling : 23/07/2025
Place of Sampling : Chitkagaon

Analysis Report

Sr. No.	Parameters	Unit	Test Results	Requirement IS:10500		Protocol
				Desirable	Permissible	
1	pH	-	7.19	6.5-8.5	6.5-8.5	IS:3025 (P-11)
2	Color	Hazen	<5	5	15	IS:3025 (P-4)
3	Temperature	°C	25.8	-	-	IS:3025 (P-9)
4	Turbidity	NTU	<1	1	5	APHA 23 rd Ed.
5	Electrical Conductivity	µc/cm	298	-	-	IS:3025 (P-14)
6	Total Dissolved Solids	mg/l	190	500	2000	IS:3025 (P-16)
7	Total Hardness as (CaCO ₃)	mg/l	72	200	600	IS:3025 (P-21)
8	Total Alkalinity as CaCO ₃	mg/l	50	200	600	IS:3025 (P-23)
9	Chlorides as Cl	mg/l	16	250	1000	IS:3025(P-32)
10	Sulphate as SO ₄	mg/l	11.90	200	400	APHA 23 rd Ed.
11	Nitrates as NO ₃	mg/l	0.06	45	No Relaxation	IS:3025 (P-34)
12	Ca Hardness as (CaCO ₃)	mg/l	40	-	-	IS:3025 (P-40)
13	Mg Hardness as (CaCO ₃)	mg/l	32	-	-	APHA 23 rd Ed.
14	Residual Free Chlorine	mg/l	ND [DL- 0.2]	0.2	1	IS:3025 (P-26)
15	Ammonical Nitrogen	mg/l	0.18	0.5	No Relaxation	IS:3025 (P-34)
16	Total Suspended Solids	mg/l	ND	-	-	IS:3025 (P-17)
17	Dissolved Oxygen	mg/l	5.8	-	-	IS:3025 (P-38)
18	Total Kjeldahl Nitrogen	mg/l	0.28	-	-	IS:3025 (P-34)
19	Sodium as Na	mg/l	20.80	-	-	APHA 23 rd Ed.
20	Potassium as K	mg/l	2.86	-	-	APHA 23 rd Ed.



TC-14814



NOTE: The laboratory accepts the responsibility for content of report. The results contained in this test report related only to the samples tested. Test report shall not be reproduced except in full, without written approval of the laboratory. This report is intended only for your guidance and not for legal purpose or for advertisement. This report shall not be reproduced except in full without the written approval of this organization. Samples will be destroyed after 30 days from the date of issue of test certificate unless otherwise specified. Any complaints about this report should be communicated in writing within 7 days of issue of this report. Total liability of Nitya Laboratories is limited to the amount paid only. If you have any complaint/feedback regarding the sample collection/testing/test report, please send an email at info@nityalab.com and call at +91-191-2465597, +91-9872324093.

Issued To **M/s Indian Oil Corporation Limited**
Bongaigaon Refinery)
Distt. Chirang-783 380, Assam, India

ULR No. :

TC148142500004731F

Test Report Date:

08/08/2025

Analysis Report

Sr. No.	Parameters	Unit	Test Results	Requirement IS:10500		Protocol
				Desirable	Permissible	
21	Chemical Oxygen Demand as COD	mg/l	ND [DL- 10]	-	125	IS:3025 (P-58)
22	Biochemical Oxygen Demand as BOD	mg/l	ND [DL- 2]	-	-	IS:3025 (P-44)
23	Oil & Grease	mg/l	ND [DL- 2]	-	5.0	IS:3025 (P-39)
24	Aluminium as Al	mg/l	ND [DL- 0.01]	0.03	0.2	APHA 23 rd Ed.
25	Copper as Cu	mg/l	ND [DL- 0.05]	0.05	1.5	APHA 23 rd Ed.
26	Fluoride as F	mg/l	ND [DL- 0.1]	1.0	1.5	IS:3025 (P-60)
27	Iron (as Fe)	mg/l	ND [DL- 0.05]	0.3	No Relaxation	APHA 23 rd Ed.
28	Manganese as Mn	mg/l	ND [DL- 0.05]	0.1	0.3	IS:3025 (P-59)
29	Phenolic Compounds	mg/l	ND [DL- 0.001]	0.001	0.002	IS:3025 (P-43)
30	Selenium as Se	mg/l	ND [DL- 0.005]	0.01	No Relaxation	IS:3025 (P-56)
31	Zinc as Zn	mg/l	0.14	5	15	APHA 23 rd Ed.
32	Mercury as Hg	mg/l	ND [DL-0.001]	0.001	No Relaxation	APHA 23 rd Ed.
33	Cadmium as Cd	mg/l	ND [DL- 0.001]	0.003	No Relaxation	APHA 23 rd Ed.
34	Arsenic as As	mg/l	ND [DL- 0.01]	0.01	0.05	APHA 23 rd Ed.
35	Lead as Pb	mg/l	ND [DL- 0.005]	0.01	No Relaxation	APHA 23 rd Ed.
36	Nickel as Ni	mg/l	ND [DL- 0.01]	0.02	No Relaxation	APHA 23 rd Ed.
37	Hexavalent Cr	mg/l	ND [DL- 0.05]	-	-	IS 3025(P-52)
38	Chromium as Cr	mg/l	ND [DL- 0.05]	0.05	No Relaxation	APHA 23 rd Ed.



TC-14814



NOTE: The laboratory accepts the responsibility for content of report. The results contained in this test report related only to the sample tested. Test report shall not be reproduced except in full, without written approval of the laboratory. This report is intended only for your guidance and not for legal purpose or for advertisement. This report shall not be reproduced except in full without the written approval of this organization. Samples will be destroyed after 30 days from the date of issue of test certificate unless otherwise specified. Any complaints about this report should be communicated in writing within 7 days of issue of this report. Total liability of Nitya Laboratories is limited to the amount invoiced. If you have any complaint/feedback regarding the sample collection/testing/test report, please send an email at info@nityalab.com and call at +91-191-2465597, +91-9673034983

Issued To M/s Indian Oil Corporation Limited
Bongaigaon Refinery)
Distt. Chirang-783 380, Assam, India

Test Report No. : 202507230119
Test Report Date: 08/08/2025

Sample Particulars

Nature of the Sample : **Drinking Water**
Sample Quantity & Packaging : **1 Liter, Pet Bottle**
Sample Received at Lab : **30/07/2025**
Test Started on : **30/07/2025**
Test Completed : **07/08/2025**
Method of Sampling : **SOP/B/D-3**
Date of Sampling : **23/07/2025**
Place of Sampling : **Chitkagaon**

Analysis Report

Sr. No.	Parameters	Unit	Test Results	Requirement IS:10500		Protocol
				Desirable	Permissible	
1	Taste	-	Agreeable	Agreeable	Agreeable	IS:3025 (P-7)
2	Odour	-	Agreeable	Agreeable	Agreeable	IS:3025 (P-5)
3	Silica as SiO ₂	mg/l	21.90	-	-	IS:3025 (P-35)
4	Phosphate as PO ₄	mg/l	0.13	-	-	IS:3025 (P-31)
5	Cyanide	mg/l	ND	-	-	APHA 23 rd Ed.
6	Vanadium as V	mg/l	ND	-	-	APHA 23 rd Ed.
7	Phosphorous	mg/l	0.19	-	-	IS:3025 (P-31)
8	Total Sulphide	mg/l	ND	-	-	IS:3025 (P-29)
9	E. coli*	MPN/100ml	Absent	Absent	Absent	IS 1622
10	Total Coliform*	MPN/100ml	Absent	Absent	Absent	IS 1622
PESTICIDE RESIDUE						
8	PAH	mg/l	ND [DL- 0.0001]	0.0001	No Relaxation	APHA 23 rd Ed.
9	PCB	mg/l	[ND DL-0.0005]	0.0005	No Relaxation	USEPA 8270 D
10	Trihalomethane's					
A	Bromoform	mg/l	ND [DL- 0.1]	0.1	No Relaxation	APHA 23 rd Ed.
B	Dibromochloromethane	mg/l	ND [DL- 0.1]	0.1	No Relaxation	APHA 23 rd Ed.
C	Bromodichloromethane	mg/l	ND [DL- 0.06]	0.06	No Relaxation	APHA 23 rd Ed.
D	Chloroform	mg/l	ND [DL- 0.2]	0.2	No Relaxation	APHA 23 rd Ed.

(AUTHORISED SIGNATORY)
(RHYTHM BASSON*)

(AUTHORISED SIGNATORY)
(RAVINDER MITTAL)

NOTE: The laboratory accepts the responsibility for content of report. The results contained in this test report related only to the sample tested. Test report shall not be reproduced except in full, without written approval of the laboratory. This report is intended only for your guidance and not for legal purpose or for advertisement. This report shall not be reproduced except in full without the written approval of this organization. Samples will be destroyed after 30 days from the date of issue of test certificate unless otherwise specified. Any complaints about this report should be communicated in writing within 7 days of issue of this report. Total liability of Nitya Laboratories is limited to the amount paid only. If you have any complaint/feedback regarding the sample collection/testing/test report, please send an email at info@nityalab.com and call at +91-191-2465597, +91-9673234933.

Issued To M/s Indian Oil Corporation Limited
Bongaigaon Refinery)
Distt. Chirang-783 380, Assam, India

ULR No. : TC148142500004734F
Test Report Date: 08/08/2025

Sample Particulars

Nature of the Sample : **Drinking Water**
Sample Quantity & Packaging : 1 Liter, Pet Bottle
Sample Received at Lab : 30/07/2025
Test Started on : 30/07/2025
Test Completed : 07/08/2025
Method of Sampling : SOP/B/D-3
Date of Sampling : 23/07/2025
Place of Sampling : Bhirengaon

Analysis Report

Sr. No.	Parameters	Unit	Test Results	Requirement IS:10500		Protocol
				Desirable	Permissible	
1	pH	-	7.20	6.5-8.5	6.5-8.5	IS:3025 (P-11)
2	Color	Hazen	<5	5	15	IS:3025 (P-4)
3	Temperature	°C	25.9	-	-	IS:3025 (P-9)
4	Turbidity	NTU	<1	1	5	APHA 23 rd Ed.
5	Electrical Conductivity	µc/cm	218	-	-	IS:3025 (P-14)
6	Total Dissolved Solids	mg/l	148	500	2000	IS:3025 (P-16)
7	Total Hardness as (CaCO ₃)	mg/l	58	200	600	IS:3025 (P-21)
8	Total Alkalinity as CaCO ₃	mg/l	40	200	600	IS:3025 (P-23)
9	Chlorides as Cl	mg/l	14	250	1000	IS:3025(P-32)
10	Sulphate as SO ₄	mg/l	9.20	200	400	APHA 23 rd Ed.
11	Nitrates as NO ₃	mg/l	0.08	45	No Relaxation	IS:3025 (P-34)
12	Ca Hardness as (CaCO ₃)	mg/l	40	-	-	IS:3025 (P-40)
13	Mg Hardness as (CaCO ₃)	mg/l	18	-	-	APHA 23 rd Ed.
14	Residual Free Chlorine	mg/l	ND [DL- 0.2]	0.2	1	IS:3025 (P-26)
15	Ammonical Nitrogen	mg/l	ND	0.5	No Relaxation	IS:3025 (P-34)
16	Total Suspended Solids	mg/l	ND	-	-	IS:3025 (P-17)
17	Dissolved Oxygen	mg/l	6.3	-	-	IS:3025 (P-38)
18	Total Kjeldahl Nitrogen	mg/l	0.28	-	-	IS:3025 (P-34)
19	Sodium as Na	mg/l	18.30	-	-	APHA 23 rd Ed.
20	Potassium as K	mg/l	1.70	-	-	APHA 23 rd Ed.



TC-14814

(AUTHORISED SIGNATORY)
(RAVINDER MITTAL)

NOTE: The laboratory accepts the responsibility for content of report. The results contained in this test report related only to the sample tested. Test report shall not be reproduced except in full, without written approval of the laboratory. This report is intended only for your guidance and not for legal purpose or for advertisement. This report shall not be reproduced except in full without the written approval of this organization. Samples will be destroyed after 30 days from the date of issue of test certificate unless otherwise specified. Any complaints about this report should be communicated in writing within 7 days of issue of this report. Total liability of Nitya Laboratories is limited to the amount paid. If you have any complaint/feedback regarding the sample collection/testing/test report, please send an email at info@nityalab.com and call at +91-191-2465597, +91-9872934093

Issued To M/s Indian Oil Corporation Limited
Bongaigaon Refinery)
Distt. Chirang-783 380, Assam, India

ULR No. : TC148142500004734F
Test Report Date: 08/08/2025

Analysis Report

Sr. No.	Parameters	Unit	Test Results	Requirement IS:10500		Protocol
				Desirable	Permissible	
21	Chemical Oxygen Demand as COD	mg/l	ND [DL- 10]	-	125	IS:3025 (P-58)
22	Biochemical Oxygen Demand as BOD	mg/l	ND [DL- 2]	-	-	IS:3025 (P-44)
23	Oil & Grease	mg/l	ND [DL- 2]	-	5.0	IS:3025 (P-39)
24	Aluminium as Al	mg/l	ND [DL- 0.01]	0.03	0.2	APHA 23 rd Ed.
25	Copper as Cu	mg/l	ND [DL- 0.05]	0.05	1.5	APHA 23 rd Ed.
26	Fluoride as F	mg/l	ND [DL- 0.1]	1.0	1.5	IS:3025 (P-60)
27	Iron (as Fe)	mg/l	ND	0.3	No Relaxation	APHA 23 rd Ed.
28	Manganese as Mn	mg/l	ND [DL- 0.05]	0.1	0.3	IS:3025 (P-59)
29	Phenolic Compounds	mg/l	ND [DL- 0.001]	0.001	0.002	IS:3025 (P-43)
30	Selenium as Se	mg/l	ND [DL- 0.005]	0.01	No Relaxation	IS:3025 (P-56)
31	Zinc as Zn	mg/l	0.18	5	15	APHA 23 rd Ed.
32	Mercury as Hg	mg/l	ND [DL-0.001]	0.001	No Relaxation	APHA 23 rd Ed.
33	Cadmium as Cd	mg/l	ND [DL- 0.001]	0.003	No Relaxation	APHA 23 rd Ed.
34	Arsenic as As	mg/l	ND [DL- 0.01]	0.01	0.05	APHA 23 rd Ed.
35	Lead as Pb	mg/l	ND [DL- 0.005]	0.01	No Relaxation	APHA 23 rd Ed.
36	Nickel as Ni	mg/l	ND [DL- 0.01]	0.02	No Relaxation	APHA 23 rd Ed.
37	Hexavalent Cr	mg/l	ND [DL- 0.05]	-	-	IS 3025(P-52)
38	Chromium as Cr	mg/l	ND [DL- 0.05]	0.05	No Relaxation	APHA 23 rd Ed.



TC-14814



NOTE: The laboratory accepts the responsibility for content of report. The results contained in this test report related only to the sample tested. Test report shall not be reproduced except in full, without written approval of the laboratory. This report is intended only for your guidance and not for legal purpose or for advertisement. This report shall not be reproduced except in full without the written approval of this organization. Samples will be destroyed after 30 days from the date of issue of test certificate unless otherwise specified. Any complaints about this report should be communicated in writing within 7 days of issue of this report. Total liability of Nitya Laboratories is limited to the amount paid only. If you have any complaint/feedback regarding the sample collection/testing/test report, please send an email at info@nityalab.com and call at +91-191-2465597, +91-9873924092

Issued To M/s Indian Oil Corporation Limited
Bongaigaon Refinery)
Distt. Chirang-783 380, Assam, India

Test Report No. : 202507230120
Test Report Date: 08/08/2025

Sample Particulars

Nature of the Sample : **Drinking Water**
Sample Quantity & Packaging : **1 Liter, Pet Bottle**
Sample Received at Lab : **30/07/2025**
Test Started on : **30/07/2025**
Test Completed : **07/08/2025**
Method of Sampling : **SOP/B/D-3**
Date of Sampling : **23/07/2025**
Place of Sampling : **Bhiringaon**

Analysis Report

Sr. No.	Parameters	Unit	Test Results	Requirement IS:10500		Protocol
				Desirable	Permissible	
1	Taste	-	Agreeable	Agreeable	Agreeable	IS:3025 (P-7)
2	Odour	-	Agreeable	Agreeable	Agreeable	IS:3025 (P-5)
3	Silica as SiO ₂	mg/l	15.90	-	-	IS:3025 (P-35)
4	Phosphate as PO ₄	mg/l	ND	-	-	IS:3025 (P-31)
5	Cyanide	mg/l	ND	-	-	APHA 23 rd Ed.
6	Vanadium as V	mg/l	ND	-	-	APHA 23 rd Ed.
7	Phosphorous	mg/l	0.06	-	-	IS:3025 (P-31)
8	Total Sulphide	mg/l	ND	-	-	IS:3025 (P-29)
9	E. coli*	MPN/100ml	Absent	Absent	Absent	IS 1622
10	Total Coliform*	MPN/100ml	Absent	Absent	Absent	IS 1622

PESTICIDE RESIDUE

8	PAH	mg/l	ND [DL- 0.0001]	0.0001	No Relaxation	APHA 23 rd Ed.
9	PCB	mg/l	[ND DL-0.0005]	0.0005	No Relaxation	USEPA 8270 D
10	Trihalomethane's					
A	Bromoform	mg/l	ND [DL- 0.1]	0.1	No Relaxation	APHA 23 rd Ed.
B	Dibromochloromethane	mg/l	ND [DL- 0.1]	0.1	No Relaxation	APHA 23 rd Ed.
C	Bromodichloromethane	mg/l	ND [DL- 0.06]	0.06	No Relaxation	APHA 23 rd Ed.
D	Chloroform	mg/l	ND [DL- 0.2]	0.2	No Relaxation	APHA 23 rd Ed.

(AUTHORISED SIGNATORY)

(RHYTHM BASSON*)

(AUTHORISED SIGNATORY)
(RAVINDER MITTAL)

NOTE: The laboratory accepts the responsibility for content of report. The results contained in this test report related only to the sample tested. Test report shall not be reproduced except in full, without written approval of the laboratory. This report is intended only for your guidance and not for legal purposes or for advertisement. This report shall not be reproduced except in full without the written approval of this organization. Samples will be destroyed after 30 days from the date of issue of test certificate unless otherwise specified. Any complaints about this report should be communicated in writing within 7 days of issue of this report. Total liability of Nitya Laboratories is limited to the amount paid only. If you have any complaint/feedback regarding the sample collection/testing/test report, please send an email at info@nityalab.com and call at +91-191-2465597, +91-8873624093



Indian Oil Corporation Limited

(Refineries Division)

Bongaigaon Refinery, Dhaligaon-783 385
Assam, India

**Test Report of Environmental Parameters of Ground
Water Monitoring of M/s Bongaigaon Refinery,
Chirang, Assam**

Study Period: July 2025

Prepared By



NITYA LABORATORIES

Address: Plot No.118, Church Road, Behind Kausik Vatika, Bhagat Singh Colony,
Ballabgarh, Faridabad, Delhi NCR, India

Tel.: +91-129-2241021

Mobile No.: +91-9873924093, +91-9013591021, +91-9013552273

E-Mail ID: info@nityalab.com

Website: www.nityalab.com

Table of Contents

Sr. No.	Introduction	Page No.
1	Test Reports of Ground Water Monitoring	1-48



BUILDING & ROAD, MATERIAL, SOIL, ENVIRONMENTAL & CALIBRATION TESTING LAB

1

Issued To M/s Indian Oil Corporation Limited
Bongaigaon Refinery)
Distt. Chirang-783 380, Assam, India

ULR No.:
Test Report Date:

TC148142500004789F
05/08/2025

Sample Particulars

Nature of the Sample : **Ground Water**
Sample Quantity & Packaging : **1 Liter, Pet Bottle**
Sample Received at Lab : **28/07/2025**
Test Started on : **28/07/2025**
Test Completed : **04/08/2025**
Method of Sampling : **SOP/B/D-3**
Date of Sampling : **24/07/2025**
Place of Sampling : **Tubewell-19 DHDT**

Analysis Report

Sr. No.	Parameters	Unit	Test Results	Requirement IS:10500		Protocol
				Desirable	Permissible	
1	pH	-	7.28	6.5-8.5	6.5-8.5	IS:3025 (P-11)
2	Color	Hazen	<5	5	15	IS:3025 (P-4)
3	Temperature	°C	25.5	-	-	IS:3025 (P-9)
4	Turbidity	NTU	<1	1	5	APHA 23 rd Ed.
5	Electrical Conductivity	µc/cm	234	-	-	IS:3025 (P-14)
6	Total Dissolved Solids	mg/l	150	500	2000	IS:3025 (P-16)
7	Total Hardness as (CaCO ₃)	mg/l	80	200	600	IS:3025 (P-21)
8	Total Alkalinity as CaCO ₃	mg/l	50	200	600	IS:3025 (P-23)
9	Chlorides as Cl	mg/l	12	250	1000	IS:3025(P-32)
10	Sulphate as SO ₄	mg/l	13.80	200	400	APHA 23 rd Ed.
11	Nitrates as NO ₃	mg/l	0.08	45	No Relaxation	IS:3025 (P-34)
12	Ca Hardness as (CaCO ₃)	mg/l	60	-	-	IS:3025 (P-40)
13	Mg Hardness as (CaCO ₃)	mg/l	20	-	-	APHA 23 rd Ed.
14	Residual Free Chlorine	mg/l	ND [DL- 0.2]	0.2	1	IS:3025 (P-26)
15	Ammonical Nitrogen	mg/l	ND	0.5	No Relaxation	IS:3025 (P-34)
16	Total Suspended Solids	mg/l	ND	-	-	IS:3025 (P-17)
17	Dissolved Oxygen	mg/l	6.1	-	-	IS:3025 (P-38)
18	Total Kjeldahl Nitrogen	mg/l	0.28	-	-	IS:3025 (P-34)
19	Sodium as Na	mg/l	20.50	-	-	APHA 23 rd Ed.
20	Potassium as K	mg/l	2.10	-	-	APHA 23 rd Ed.



TC-14814



(AUTHORISED SIGNATORY)
(RAVINDER MITTAL)

NOTE: The laboratory accepts the responsibility for content of report. The results contained in the test report related only to the sample tested. Test report shall not be reproduced except in full, without written approval of the laboratory. This report is intended only for your guidance and not for legal purpose or for advertisement. This report shall not be reproduced except in full without the written approval of this organization. Samples will be destroyed after 30 days from the date of issue of test certificate unless otherwise specified. Any complaints about this report should be communicated in writing within 7 days of issue of this report. Total liability of Nitya Laboratories is limited to the amount paid only. If you have any complaint/feedback regarding the sample collection/testing/test report, please send an email at info@nityalab.com and call at +91-191-2465597, +91-9872924893.

Issued To M/s Indian Oil Corporation Limited
Bongaigaon Refinery)
Distt. Chirang-783 380, Assam, India

ULR No.: TC148142500004789F

Test Report Date: 05/08/2025

Analysis Report

Sr. No.	Parameters	Unit	Test Results	Requirement IS:10500		Protocol
				Desirable	Permissible	
21	Chemical Oxygen Demand as COD	mg/l	ND [DL- 10]	-	125	IS:3025 (P-58)
22	Biochemical Oxygen Demand as BOD	mg/l	ND [DL- 2]	-	-	IS:3025 (P-44)
23	Oil & Grease	mg/l	ND [DL- 2]	-	5.0	IS:3025 (P-39)
24	Aluminium as Al	mg/l	ND [DL- 0.01]	0.03	0.2	APHA 23 rd Ed.
25	Copper as Cu	mg/l	ND [DL- 0.05]	0.05	1.5	APHA 23 rd Ed.
26	Fluoride as F	mg/l	ND [DL- 0.1]	1.0	1.5	IS:3025 (P-60)
27	Iron (as Fe)	mg/l	ND [DL- 0.05]	0.3	No Relaxation	APHA 23 rd Ed.
28	Manganese as Mn	mg/l	ND [DL- 0.05]	0.1	0.3	IS:3025 (P-59)
29	Phenolic Compounds	mg/l	ND [DL- 0.001]	0.001	0.002	IS:3025 (P-43)
30	Selenium as Se	mg/l	ND [DL- 0.005]	0.01	No Relaxation	IS:3025 (P-56)
31	Zinc as Zn	mg/l	0.18	5	15	APHA 23 rd Ed.
32	Mercury as Hg	mg/l	ND [DL-0.001]	0.001	No Relaxation	APHA 23 rd Ed.
33	Cadmium as Cd	mg/l	ND [DL- 0.001]	0.003	No Relaxation	APHA 23 rd Ed.
34	Arsenic as As	mg/l	ND [DL- 0.01]	0.01	0.05	APHA 23 rd Ed.
35	PAH	mg/l	ND [DL- 0.0001]	0.0001	No Relaxation	APHA 23 rd Ed.
36	PCB	mg/l	[ND DL-0.0005]	0.0005	No Relaxation	USEPA 8270 D
37	Lead as Pb	mg/l	ND [DL- 0.005]	0.01	No Relaxation	APHA 23 rd Ed.
38	Nickel as Ni	mg/l	ND [DL- 0.01]	0.02	No Relaxation	APHA 23 rd Ed.
39	Hexavalent Cr	mg/l	ND [DL- 0.05]	-	-	IS 3025(P-52)
40	Chromium as Cr	mg/l	ND [DL- 0.05]	0.05	No Relaxation	APHA 23 rd Ed.
41	E.coli*	MPN/100ml	Absent	Absent	Absent	IS 1622
42	Total Coliform*	MPN/100ml	Absent	Absent	Absent	IS 1622

(AUTHORISED SIGNATORY)
(RHYTHM BASSON*)



(AUTHORISED SIGNATORY)
(RAVINDER MITTAL)

NOTE: The laboratory accepts the responsibility for content of report. The results contained in this test report related only to the sample tested. Test report shall not be reproduced except in full, without written approval of the laboratory. This report is intended only for your guidance and not for legal purpose or for advertisement. This report shall not be reproduced except in full without the written approval of this organization. Samples will be destroyed after 30 days from the date of issue of test certificate unless otherwise specified. Any complaints about this report should be communicated in writing within 7 days of issue of the report. Total liability of Nitya Laboratories is limited to the amount paid only. If you have any complaint/feedback regarding the sample collection/testing/test report, please send an email at info@nityalab.com and call at +91-191-2465597, +91-9873826953

Issued To M/s Indian Oil Corporation Limited
Bongaigaon Refinery)
Distt. Chirang-783 380, Assam, India

Test Report No. : 202507240110
Test Report Date: 05/08/2025

Sample Particulars

Nature of the Sample : **Ground Water**
Sample Quantity & Packaging : 1 Liter, Pet Bottle
Sample Received at Lab : 28/07/2025
Test Started on : 28/07/2025
Test Completed : 04/08/2025
Method of Sampling : SOP/B/D-3
Date of Sampling : 24/07/2025
Place of Sampling : Tubewell-19 DHDT

Analysis Report

Sr. No.	Parameters	Unit	Test Results	Requirement IS:10500		Protocol
				Desirable	Permissible	
1	Taste	-	Agreeable	Agreeable	Agreeable	IS:3025 (P-7)
2	Odour	-	Agreeable	Agreeable	Agreeable	IS:3025 (P-5)
3	Silica as SiO ₂	mg/l	12.80	-	-	IS:3025 (P-35)
4	Phosphate as PO ₄	mg/l	0.08	-	-	IS:3025 (P-31)
5	Cyanide	mg/l	ND	-	-	APHA 23 rd Ed.
6	Vanadium as V	mg/l	ND	-	-	APHA 23 rd Ed.
7	Phosphorous	mg/l	0.16	-	-	IS:3025 (P-31)
8	Total Sulphide	mg/l	ND	-	-	IS:3025 (P-29)
PESTICIDE RESIDUE						
8	Trihalomethane's					
A	Bromoform	mg/l	ND [DL- 0.1]	0.1	No Relaxation	APHA 23 rd Ed.
B	Dibromochloromethane	mg/l	ND [DL- 0.1]	0.1	No Relaxation	APHA 23 rd Ed.
C	Bromodichloromethane	mg/l	ND [DL- 0.06]	0.06	No Relaxation	APHA 23 rd Ed.
D	Chloroform	mg/l	ND [DL- 0.2]	0.2	No Relaxation	APHA 23 rd Ed.


(AUTHORISED SIGNATORY)
(RAVINDER MITTAL)

NOTE: The laboratory accepts the responsibility for content of report. The results contained in this test report related only to the sample tested. Test report shall not be reproduced except in full, without written approval of the laboratory. This report is intended only for your guidance and not for legal purpose or for advertisement. This report shall not be reproduced except in full without the written approval of the organization. Samples will be destroyed after 30 days from the date of issue of test certificate unless otherwise specified. Any complaints about this report should be communicated in writing within 7 days of issue of this report. Total liability of Nitya Laboratories is limited to the amount paid only. If you have any complaint/feedback regarding the sample collection/testing/test report, please send an email at info@nityalab.com and call at +91-191-2465597, +91-9873924293

BUILDING & ROAD, MATERIAL, SOIL, ENVIRONMENTAL & CALIBRATION TESTING LAB

4

Issued To: M/s Indian Oil Corporation Limited
Bongaigaon Refinery)
Distt. Chirang-783 380, Assam, India

ULR No.: TC-148142500004786F
Test Report Date: 05/08/2025

Sample Particulars

Nature of the Sample : **Ground Water**
Sample Quantity & Packaging : 1 Liter, Pet Bottle
Sample Received at Lab : 28/07/2025
Test Started on : 28/07/2025
Test Completed : 04/08/2025
Method of Sampling : SOP/B/D-3
Date of Sampling : 24/07/2025
Place of Sampling : Tubewell-14 Northeast Corner

Analysis Report

Sr. No.	Parameters	Unit	Test Results	Requirement IS:10500		Protocol
				Desirable	Permissible	
1	pH	-	7.12	6.5-8.5	6.5-8.5	IS:3025 (P-11)
2	Color	Hazen	<5	5	15	IS:3025 (P-4)
3	Temperature	°C	25.6	-	-	IS:3025 (P-9)
4	Turbidity	NTU	<1	1	5	APHA 23 rd Ed.
5	Electrical Conductivity	µc/cm	236	-	-	IS:3025 (P-14)
6	Total Dissolved Solids	mg/l	152	500	2000	IS:3025 (P-16)
7	Total Hardness as (CaCO ₃)	mg/l	72	200	600	IS:3025 (P-21)
8	Total Alkalinity as CaCO ₃	mg/l	48	200	600	IS:3025 (P-23)
9	Chlorides as Cl	mg/l	14	250	1000	IS:3025(P-32)
10	Sulphate as SO ₄	mg/l	11.80	200	400	APHA 23 rd Ed.
11	Nitrates as NO ₃	mg/l	0.12	45	No Relaxation	IS:3025 (P-34)
12	Ca Hardness as (CaCO ₃)	mg/l	50	-	-	IS:3025 (P-40)
13	Mg Hardness as (CaCO ₃)	mg/l	22	-	-	APHA 23 rd Ed.
14	Residual Free Chlorine	mg/l	ND [DL- 0.2]	0.2	1	IS:3025 (P-26)
15	Ammonical Nitrogen	mg/l	ND	0.5	No Relaxation	IS:3025 (P-34)
16	Total Suspended Solids	mg/l	ND	-	-	IS:3025 (P-17)
17	Dissolved Oxygen	mg/l	6.1	-	-	IS:3025 (P-38)
18	Total Kjeldahl Nitrogen	mg/l	0.28	-	-	IS:3025 (P-34)
19	Sodium as Na	mg/l	21.80	-	-	APHA 23 rd Ed.
20	Potassium as K	mg/l	2.10	-	-	APHA 23 rd Ed.



TC-14814



(AUTHORISED SIGNATORY)

(RAVINDER-MITTAL)

NOTE: The laboratory accepts the responsibility for content of report. The results contained in this test report related only to the sample tested. Test report shall not be reproduced except in full, without written approval of the laboratory. This report is intended only for your guidance and not for legal purpose or for advertisement. This report shall not be reproduced except in full without the written approval of the organization. Samples will be destroyed after 30 days from the date of issue of test certificate unless otherwise specified. Any complaints about this report should be communicated in writing within 7 days of issue of this report. Total liability of Nitya Laboratories is limited to the amount paid only. If you have any complaint/feedback regarding the sample collection/testing/test report, please send an email at info@nityalab.com and call at +91-191-2465597, +91-9672824593.

Issued To M/s Indian Oil Corporation Limited
Bongaigaon Refinery)
Distt. Chirang-783 380, Assam, India

ULR No.: TC148142500004786F
Test Report Date: 05/08/2025

Analysis Report

Sr. No.	Parameters	Unit	Test Results	Requirement IS:10500		Protocol
				Desirable	Permissible	
21	Chemical Oxygen Demand as COD	mg/l	ND [DL- 10]	-	125	IS:3025 (P-58)
22	Biochemical Oxygen Demand as BOD	mg/l	ND [DL- 2]	-	-	IS:3025 (P-44)
23	Oil & Grease	mg/l	ND [DL- 2]	-	5.0	IS:3025 (P-39)
24	Aluminium as Al	mg/l	ND [DL- 0.01]	0.03	0.2	APHA 23 rd Ed.
25	Copper as Cu	mg/l	ND [DL- 0.05]	0.05	1.5	APHA 23 rd Ed.
26	Fluoride as F	mg/l	ND [DL- 0.1]	1.0	1.5	IS:3025 (P-60)
27	Iron (as Fe)	mg/l	ND [DL- 0.05]	0.3	No Relaxation	APHA 23 rd Ed.
28	Manganese as Mn	mg/l	ND [DL- 0.05]	0.1	0.3	IS:3025 (P-59)
29	Phenolic Compounds	mg/l	ND [DL- 0.001]	0.001	0.002	IS:3025 (P-43)
30	Selenium as Se	mg/l	ND [DL- 0.005]	0.01	No Relaxation	IS:3025 (P-56)
31	Zinc as Zn	mg/l	0.14	5	15	APHA 23 rd Ed.
32	Mercury as Hg	mg/l	ND [DL-0.001]	0.001	No Relaxation	APHA 23 rd Ed.
33	Cadmium as Cd	mg/l	ND [DL- 0.001]	0.003	No Relaxation	APHA 23 rd Ed.
34	Arsenic as As	mg/l	ND [DL- 0.01]	0.01	0.05	APHA 23 rd Ed.
35	Lead as Pb	mg/l	ND [DL- 0.005]	0.01	No Relaxation	APHA 23 rd Ed.
36	Nickel as Ni	mg/l	ND [DL- 0.01]	0.02	No Relaxation	APHA 23 rd Ed.
37	Hexavalent Cr	mg/l	ND [DL- 0.05]	-	-	IS 3025(P-52)
38	Chromium as Cr	mg/l	ND [DL- 0.05]	0.05	No Relaxation	APHA 23 rd Ed.
39	PAH	mg/l	ND [DL- 0.0001]	0.0001	No Relaxation	APHA 23 rd Ed.
40	PCB	mg/l	[ND DL-0.0005]	0.0005	No Relaxation	USEPA 8270 D
41	E.coli*	MPN/100ml	Absent	Absent	Absent	IS 1622
42	Total Coliform*	MPN/100ml	Absent	Absent	Absent	IS 1622

(AUTHORISED SIGNATORY)

(RHYTHM BASSON*)



TC-14814

(AUTHORISED SIGNATORY)
(RAVINDER MITTAL)

NOTE: The laboratory accepts the responsibility for content of report. The results contained in this test report related only to the sample tested. Test report shall not be reproduced except in full, without written approval of the laboratory. This report is intended only for your guidance and not for legal purpose or for advertisement. This report shall not be reproduced except in full without the written approval of the organization. Samples will be destroyed after 30 days from the date of issue of test certificate unless otherwise specified. Any complaints about this report should be communicated in writing within 7 days of issue of this report. Total liability of Nitya Laboratories is limited to the amount of fee charged. If you have any complaint/feedback regarding the sample collection/testing/test report, please send an email at info@nityalab.com and call at +91-191-2465597, +91-9873524593

Issued To M/s Indian Oil Corporation Limited
Bongaigaon Refinery)
Distt. Chirang-783 380, Assam, India

Test Report No. : 202507240111
Test Report Date: 05/08/2025

Sample Particulars

Nature of the Sample : **Ground Water**
Sample Quantity & Packaging : 1 Liter, Pet Bottle
Sample Received at Lab : 28/07/2025
Test Started on : 28/07/2025
Test Completed : 04/08/2025
Method of Sampling : SOP/B/D-3
Date of Sampling : 24/07/2025
Place of Sampling : Tubewell-14 North East Corner

Analysis Report

Sr. No.	Parameters	Unit	Test Results	Requirement IS:10500		Protocol
				Desirable	Permissible	
1	Taste	-	Agreeable	Agreeable	Agreeable	IS:3025 (P-7)
2	Odour	-	Agreeable	Agreeable	Agreeable	IS:3025 (P-5)
3	Silica as SiO ₂	mg/l	10.80	-	-	IS:3025 (P-35)
4	Phosphate as PO ₄	mg/l	0.12	-	-	IS:3025 (P-31)
5	Cyanide	mg/l	ND	-	-	APHA 23 rd Ed.
6	Vanadium as V	mg/l	ND	-	-	APHA 23 rd Ed.
7	Phosphorous	mg/l	0.18	-	-	IS:3025 (P-31)
8	Total Sulphide	mg/l	ND	-	-	IS:3025 (P-29)
PESTICIDE RESIDUE						
8	Trihalomethane's					
A	Bromoform	mg/l	ND [DL- 0.1]	0.1	No Relaxation	APHA 23 rd Ed.
B	Dibromochloromethane	mg/l	ND [DL- 0.1]	0.1	No Relaxation	APHA 23 rd Ed.
C	Bromodichloromethane	mg/l	ND [DL- 0.06]	0.06	No Relaxation	APHA 23 rd Ed.
D	Chloroform	mg/l	ND [DL- 0.2]	0.2	No Relaxation	APHA 23 rd Ed.

NITYA LABORATORIES
Authorised
(AUTHORISED SIGNATORY)

(RAVINDER MITTAL)

NOTE: This laboratory accepts the responsibility for content of report. The results contained in this test report related only to the sample tested. Test report shall not be reproduced except in full, without written approval of the laboratory. This report is intended only for your guidance and not for legal purpose or for advertisement. This report shall not be reproduced except in full without the written approval of the organization. Samples will be destroyed after 30 days from the date of issue of test certificate unless otherwise specified. Any complaints about this report should be communicated in writing within 7 days of issue of this report. Total liability of Nitya Laboratories is limited to the amount of fee only. If you have any complaint/feedback regarding the sample collection/testing/test report, please send an email at info@nityalab.com and call at +91-191-2465597, +91-9872924892

BUILDING & ROAD, MATERIAL, SOIL, ENVIRONMENTAL & CALIBRATION TESTING LAB

7

Issued To M/s Indian Oil Corporation Limited
Bongaigaon Refinery)
Distt. Chirang-783 380, Assam, India

ULR No.:
Test Report Date:

TC148142500004788F
05/08/2025

Sample Particulars

Nature of the Sample	: Ground Water
Sample Quantity & Packaging	: 1 Liter, Pet Bottle
Sample Received at Lab	: 28/07/2025
Test Started on	: 28/07/2025
Test Completed	: 04/08/2025
Method of Sampling	: SOP/B/D-3
Date of Sampling	: 24/07/2025
Place of Sampling	: Tubewell-18 DHD

Analysis Report

Sr. No.	Parameters	Unit	Test Results	Requirement IS:10500		Protocol
				Desirable	Permissible	
1	pH	-	7.29	6.5-8.5	6.5-8.5	IS:3025 (P-11)
2	Color	Hazen	<5	5	15	IS:3025 (P-4)
3	Temperature	°C	25.3	-	-	IS:3025 (P-9)
4	Turbidity	NTU	<1	1	5	APHA 23 rd Ed.
5	Electrical Conductivity	µc/cm	209	-	-	IS:3025 (P-14)
6	Total Dissolved Solids	mg/l	134	500	2000	IS:3025 (P-16)
7	Total Hardness as (CaCO ₃)	mg/l	68	200	600	IS:3025 (P-21)
8	Total Alkalinity as CaCO ₃	mg/l	50	200	600	IS:3025 (P-23)
9	Chlorides as Cl	mg/l	16	250	1000	IS:3025(P-32)
10	Sulphate as SO ₄	mg/l	8.40	200	400	APHA 23 rd Ed.
11	Nitrates as NO ₃	mg/l	0.08	45	No Relaxation	IS:3025 (P-34)
12	Ca Hardness as (CaCO ₃)	mg/l	44	-	-	IS:3025 (P-40)
13	Mg Hardness as (CaCO ₃)	mg/l	24	-	-	APHA 23 rd Ed.
14	Residual Free Chlorine	mg/l	ND [DL- 0.2]	0.2	1	IS:3025 (P-26)
15	Ammonical Nitrogen	mg/l	ND	0.5	No Relaxation	IS:3025 (P-34)
16	Total Suspended Solids	mg/l	ND	-	-	IS:3025 (P-17)
17	Dissolved Oxygen	mg/l	6.0	-	-	IS:3025 (P-38)
18	Total Kjeldahl Nitrogen	mg/l	0.28	-	-	IS:3025 (P-34)
19	Sodium as Na	mg/l	18.60	-	-	APHA 23 rd Ed.
20	Potassium as K	mg/l	1.90	-	-	APHA 23 rd Ed.



TC-14814



(AUTHORISED SIGNATORY)
(RAVINDER MITTAL)

NOTE: The laboratory accepts the responsibility for content of report. The results contained in this test report related only to the sample tested. Test report shall not be reproduced except in full, without written approval of the laboratory. This report is intended only for your guidance and not for legal purpose or for advertisement. This report shall not be reproduced except in full without the written approval of the organization. Samples will be destroyed after 30 days from the date of issue of test certificate unless otherwise specified. Any complaints about this report should be communicated in writing within 7 days of issue of this report. Total liability of Nitya Laboratories is limited to the amount only. If you have any complaint/feedback regarding the sample collection/testing/test report, please send an email at info@nityalab.com and call at +91-191-2465597, +91-9872924593.

Issued To M/s Indian Oil Corporation Limited
Bongaigaon Refinery)
Distt. Chirang-783 380, Assam, India

ULR No.:

TC148142500004788F

Test Report Date:

05/08/2025

Analysis Report

Sr. No.	Parameters	Unit	Test Results	Requirement IS:10500		Protocol
				Desirable	Permissible	
21	Chemical Oxygen Demand as COD	mg/l	ND [DL- 10]	-	125	IS:3025 (P-58)
22	Biochemical Oxygen Demand as BOD	mg/l	ND	-	-	IS:3025 (P-44)
23	Oil & Grease	mg/l	ND	-	5.0	IS:3025 (P-39)
24	Aluminium as Al	mg/l	ND [DL- 0.01]	0.03	0.2	APHA 23 rd Ed.
25	Copper as Cu	mg/l	ND [DL- 0.05]	0.05	1.5	APHA 23 rd Ed.
26	Fluoride as F	mg/l	ND [DL- 0.1]	1.0	1.5	IS:3025 (P-60)
27	Iron (as Fe)	mg/l	0.05	0.3	No Relaxation	APHA 23 rd Ed.
28	Manganese as Mn	mg/l	ND [DL- 0.05]	0.1	0.3	IS:3025 (P-59)
29	Phenolic Compounds	mg/l	ND [DL- 0.001]	0.001	0.002	IS:3025 (P-43)
30	Selenium as Se	mg/l	ND [DL- 0.005]	0.01	No Relaxation	IS:3025 (P-56)
31	Zinc as Zn	mg/l	0.10	5	15	APHA 23 rd Ed.
32	Mercury as Hg	mg/l	ND [DL-0.001]	0.001	No Relaxation	APHA 23 rd Ed.
33	Cadmium as Cd	mg/l	ND [DL- 0.001]	0.003	No Relaxation	APHA 23 rd Ed.
34	Arsenic as As	mg/l	ND [DL- 0.01]	0.01	0.05	APHA 23 rd Ed.
35	Lead as Pb	mg/l	ND [DL- 0.005]	0.01	No Relaxation	APHA 23 rd Ed.
36	Nickel as Ni	mg/l	ND [DL- 0.01]	0.02	No Relaxation	APHA 23 rd Ed.
37	Hexavalent Cr	mg/l	ND [DL- 0.05]	-	-	IS 3025(P-52)
38	Chromium as Cr	mg/l	ND [DL- 0.05]	0.05	No Relaxation	APHA 23 rd Ed.
39	PAH	mg/l	ND [DL- 0.0001]	0.0001	No Relaxation	APHA 23 rd Ed.
40	PCB	mg/l	[ND DL-0.0005]	0.0005	No Relaxation	USEPA 8270 D
41	E.coli*	MPN/100ml	Absent	Absent	Absent	IS 1622
42	Total Coliform*	MPN/100ml	Absent	Absent	Absent	IS 1622

(AUTHORISED SIGNATORY)

(RHYTHM BASSON*)



TC-14814



(AUTHORISED SIGNATORY)

(RAVINDER MITTAL)

NOTE: The laboratory accepts the responsibility for content of report. The results contained in this test report issued only to the sample tested. Test report shall not be reproduced except in full, without written approval of the laboratory. This report is intended only for your guidance and not for legal purpose or for advertisement. This report shall not be reproduced except in full without the written approval of the organization. Samples will be destroyed after 30 days from the date of issue of test certificate unless otherwise specified. Any complaints about this report should be communicated in writing within 7 days of issue of this report. Total liability of Nitya Laboratories is limited to the amount of fee charged only. If you have any complaint/feedback regarding the sample collection/testing/test report, please send an email at info@nityalab.com and call at +91-191-2465597, +91-9873624893

Issued To M/s Indian Oil Corporation Limited
Bongaigaon Refinery)
Distt. Chirang-783 380, Assam, India

Test Report No. : 202507240112
Test Report Date: 05/08/2025

Sample Particulars

Nature of the Sample : **Ground Water**
Sample Quantity & Packaging : 1 Liter, Pet Bottle
Sample Received at Lab : 28/07/2025
Test Started on : 28/07/2025
Test Completed : 04/08/2025
Method of Sampling : SOP/B/D-3
Date of Sampling : 24/07/2025
Place of Sampling : Tubewell-18 DHD

Analysis Report

Sr. No.	Parameters	Unit	Test Results	Requirement IS:10500		Protocol
				Desirable	Permissible	
1	Taste	-	Agreeable	Agreeable	Agreeable	IS:3025 (P-7)
2	Odour	-	Agreeable	Agreeable	Agreeable	IS:3025 (P-5)
3	Silica as SiO ₂	mg/l	14.80	-	-	IS:3025 (P-35)
4	Phosphate as PO ₄	mg/l	0.15	-	-	IS:3025 (P-31)
5	Cyanide	mg/l	ND	-	-	APHA 23 rd Ed.
6	Vanadium as V	mg/l	ND	-	-	APHA 23 rd Ed.
7	Phosphorous	mg/l	0.25	-	-	IS:3025 (P-31)
8	Total Sulphide	mg/l	ND	-	-	IS:3025 (P-29)
PESTICIDE RESIDUE						
8	Trihalomethane's					
A	Bromoform	mg/l	ND [DL- 0.1]	0.1	No Relaxation	APHA 23 rd Ed.
B	Dibromochloromethane	mg/l	ND [DL- 0.1]	0.1	No Relaxation	APHA 23 rd Ed.
C	Bromodichloromethane	mg/l	ND [DL- 0.06]	0.06	No Relaxation	APHA 23 rd Ed.
D	Chloroform	mg/l	ND [DL- 0.2]	0.2	No Relaxation	APHA 23 rd Ed.


(AUTHORISED SIGNATORY)
(RAVINDER MITTAL)

NOTE: The laboratory accepts the responsibility for content of report. The results contained in this test report related only to the sample tested. Test report shall not be reproduced except in full, without written approval of the laboratory. This report is intended only for your guidance and not for legal purpose or for advertisement. This report shall not be reproduced except in full without the written approval of the organization. Samples will be destroyed after 30 days from the date of issue of test certificate unless otherwise specified. Any complaints about this report should be communicated in writing within 7 days of issue of the report. Total liability of Nitya Laboratories is limited to the amount of the invoice only. If you have any complaint/feedback regarding the sample collection/testing/test report, please send an email at info@nityalab.com and call at +91-191-2465597, +91-9672124053

Issued To M/s Indian Oil Corporation Limited
Bongaigaon Refinery)
Distt. Chirang-783 380, Assam, India

ULR No.: TC148142500004781F
Test Report Date: 05/08/2025

Sample Particulars

Nature of the Sample
Sample Quantity & Packaging
Sample Received at Lab
Test Started on
Test Completed
Method of Sampling
Date of Sampling
Place of Sampling

Ground Water
1 Liter, Pet Bottle
28/07/2025
28/07/2025
04/08/2025
SOP/B/D-3
24/07/2025
Tubewell-01
Analysis Report

Sr. No.	Parameters	Unit	Test Results	Requirement IS:10500		Protocol
				Desirable	Permissible	
1	pH	-	7.36	6.5-8.5	6.5-8.5	IS:3025 (P-11)
2	Color	Hazen	<5	5	15	IS:3025 (P-4)
3	Temperature	°C	26.2	-	-	IS:3025 (P-9)
4	Turbidity	NTU	<1	1	5	APHA 23 rd Ed.
5	Electrical Conductivity	µs/cm	198.7	-	-	IS:3025 (P-14)
6	Total Dissolved Solids	mg/l	126	500	2000	IS:3025 (P-16)
7	Total Hardness as (CaCO ₃)	mg/l	54	200	600	IS:3025 (P-21)
8	Total Alkalinity as CaCO ₃	mg/l	46	200	600	IS:3025 (P-23)
9	Chlorides as Cl	mg/l	12	250	1000	IS:3025(P-32)
10	Sulphate as SO ₄	mg/l	10.50	200	400	APHA 23 rd Ed.
11	Nitrates as NO ₃	mg/l	0.09	45	No Relaxation	IS:3025 (P-34)
12	Ca Hardness as (CaCO ₃)	mg/l	30	-	-	IS:3025 (P-40)
13	Mg Hardness as (CaCO ₃)	mg/l	24	-	-	APHA 23 rd Ed.
14	Residual Free Chlorine	mg/l	ND [DL- 0.2]	0.2	1	IS:3025 (P-26)
15	Ammonical Nitrogen	mg/l	0.35	0.5	No Relaxation	IS:3025 (P-34)
16	Total Suspended Solids	mg/l	ND	-	-	IS:3025 (P-17)
17	Dissolved Oxygen	mg/l	6.1	-	-	IS:3025 (P-38)
18	Total Kjeldahl Nitrogen	mg/l	0.56	-	-	IS:3025 (P-34)
19	Sodium as Na	mg/l	20.80	-	-	APHA 23 rd Ed.
20	Potassium as K	mg/l	2.80	-	-	APHA 23 rd Ed.



TC-14814



NOTE: The laboratory accepts the responsibility for content of report. The results contained in this test report related only to the sample tested. Test report shall not be reproduced except in full, without written approval of the laboratory. This report is intended only for your guidance and not for legal purpose or for advertisement. This report shall not be reproduced except in full without the written approval of this organization. Samples will be destroyed after 30 days from the date of issue of test certificate unless otherwise specified. Any complaints about this report should be communicated in writing within 7 days of issue of this report. Total liability of Nitya Laboratories is limited involved amount only. If you have any complaint/feedback regarding the sample collection/testing/test report, please send an email at info@nityalab.com and call at +91-191-2465597, +91-9873624685

Issued To M/s Indian Oil Corporation Limited
Bongaigaon Refinery)
Distt. Chirang-783 380, Assam, India

ULR No.: TC148142500004781F
Test Report Date: 05/08/2025

Analysis Report

Sr. No.	Parameters	Unit	Test Results	Requirement IS:10500		Protocol
				Desirable	Permissible	
21	Chemical Oxygen Demand as COD	mg/l	ND [DL- 10]	-	125	IS:3025 (P-58)
22	Biochemical Oxygen Demand as BOD	mg/l	ND [DL- 2]	-	-	IS:3025 (P-44)
23	Oil & Grease	mg/l	ND [DL- 2]	-	5.0	IS:3025 (P-39)
24	Aluminium as Al	mg/l	ND [DL- 0.01]	0.03	0.2	APHA 23 rd Ed.
25	Copper as Cu	mg/l	ND [DL- 0.05]	0.05	1.5	APHA 23 rd Ed.
26	Fluoride as F	mg/l	ND [DL- 0.1]	1.0	1.5	IS:3025 (P-60)
27	Iron (as Fe)	mg/l	ND [DL- 0.05]	0.3	No Relaxation	APHA 23 rd Ed.
28	Manganese as Mn	mg/l	ND [DL- 0.05]	0.1	0.3	IS:3025 (P-59)
29	Phenolic Compounds	mg/l	ND [DL- 0.001]	0.001	0.002	IS:3025 (P-43)
30	Selenium as Se	mg/l	ND [DL- 0.005]	0.01	No Relaxation	IS:3025 (P-56)
31	Zinc as Zn	mg/l	0.20	5	15	APHA 23 rd Ed.
32	Mercury as Hg	mg/l	ND [DL-0.001]	0.001	No Relaxation	APHA 23 rd Ed.
33	Cadmium as Cd	mg/l	ND [DL- 0.001]	0.003	No Relaxation	APHA 23 rd Ed.
34	Arsenic as As	mg/l	ND [DL- 0.01]	0.01	0.05	APHA 23 rd Ed.
35	Lead as Pb	mg/l	ND [DL- 0.005]	0.01	No Relaxation	APHA 23 rd Ed.
36	Nickel as Ni	mg/l	ND [DL- 0.01]	0.02	No Relaxation	APHA 23 rd Ed.
37	Hexavalent Cr	mg/l	ND [DL- 0.05]	-	-	IS 3025(P-52)
38	Chromium as Cr	mg/l	ND [DL- 0.05]	0.05	No Relaxation	APHA 23 rd Ed.
39	PAH	mg/l	ND [DL- 0.0001]	0.0001	No Relaxation	APHA 23 rd Ed.
40	PCB	mg/l	[ND DL-0.0005]	0.0005	No Relaxation	USEPA 8270 D
41	E.coli*	MPN/100ml	Absent	Absent	Absent	IS 1622
42	Total Coliform*	MPN/100ml	Absent	Absent	Absent	IS 1622

(AUTHORISED SIGNATORY)
(RHYTHM BASSON*)



(AUTHORISED SIGNATORY)
(RAVINDER MITTAL)

NOTE: The laboratory accepts the responsibility for content of report. The results contained in this test report related only to the sample tested. Test report shall not be reproduced except in full, without written approval of the laboratory. This report is intended only for your guidance and not for legal purpose or for advertisement. This report shall not be reproduced except in full without the written approval of this organization. Samples will be destroyed after 30 days from the date of issue of test certificate unless otherwise specified. Any complaints about this report should be communicated in writing within 7 days of issue of this report. Total liability of Nitya Laboratories is limited to the amount paid only. If you have any complaint/feedback regarding the sample collection/testing/test report, please send an email at info@nityalab.com and call at +91-191-2465597, +91-9673926953

Issued To M/s Indian Oil Corporation Limited
Bongaigaon Refinery)
Distt. Chirang-783 380, Assam, India

Test Report No.: 202507240113
Test Report Date: 05/08/2025

Sample Particulars

Nature of the Sample : **Ground Water**
Sample Quantity & Packaging : 1 Liter, Pet Bottle
Sample Received at Lab : 28/07/2025
Test Started on : 28/07/2025
Test Completed : 04/08/2025
Method of Sampling : SOP/B/D-3
Date of Sampling : 24/07/2025
Place of Sampling : Tubewell-01

Analysis Report

Sr. No.	Parameters	Unit	Test Results	Requirement IS:10500		Protocol
				Desirable	Permissible	
1	Taste	-	Agreeable	Agreeable	Agreeable	IS:3025 (P-7)
2	Odour	-	Agreeable	Agreeable	Agreeable	IS:3025 (P-5)
3	Silica as SiO ₂	mg/l	12.30	-	-	IS:3025 (P-35)
4	Phosphate as PO ₄	mg/l	0.09	-	-	IS:3025 (P-31)
5	Cyanide	mg/l	ND	-	-	APHA 23 rd Ed.
6	Vanadium as V	mg/l	ND	-	-	APHA 23 rd Ed.
7	Phosphorous	mg/l	0.16	-	-	IS:3025 (P-31)
8	Total Sulphide	mg/l	ND	-	-	IS:3025 (P-29)
PESTICIDE RESIDUE						
8	Trihalomethane's					
A	Bromoform	mg/l	ND [DL- 0.1]	0.1	No Relaxation	APHA 23 rd Ed.
B	Dibromochloromethane	mg/l	ND [DL- 0.1]	0.1	No Relaxation	APHA 23 rd Ed.
C	Bromodichloromethane	mg/l	ND [DL- 0.06]	0.06	No Relaxation	APHA 23 rd Ed.
D	Chloroform	mg/l	ND [DL- 0.2]	0.2	No Relaxation	APHA 23 rd Ed.


(AUTHORISED SIGNATORY)
(RAVINDER MITTAL)

NOTE: The laboratory accepts the responsibility for content of report. The results contained in this test report related only to the sample tested. Test report shall not be reproduced except in full, without written approval of the laboratory. This report is intended only for your guidance and not for legal purpose or for advertisement. This report shall not be reproduced except in full without the written approval of this organization. Samples will be destroyed after 30 days from the date of issue of test certificate unless otherwise specified. Any complaints about this report should be communicated in writing within 7 days of receipt of this report. Total liability of Nitya Laboratories is limited to the amount paid only. If you have any complaint/feedback regarding the sample collection/testing/test report, please send an email at info@nityalab.com and call at +91-191-2465597, +91-9873824893

Issued To M/s Indian Oil Corporation Limited
Bongaigaon Refinery)
Distt. Chirang-783 380, Assam, India

ULR No.: TC148142500004765F
Test Report Date: 05/08/2025

Sample Particulars

Nature of the Sample	:	Ground Water
Sample Quantity & Packaging	:	1 Liter, Pet Bottle
Sample Received at Lab	:	28/07/2025
Test Started on	:	28/07/2025
Test Completed	:	04/08/2025
Method of Sampling	:	SOP/B/D-3
Date of Sampling	:	24/07/2025
Place of Sampling	:	Tubewell-13

Analysis Report

Sr. No.	Parameters	Unit	Test Results	Requirement IS:10500		Protocol
				Desirable	Permissible	
1	pH	-	7.18	6.5-8.5	6.5-8.5	IS:3025 (P-11)
2	Color	Hazen	<5	5	15	IS:3025 (P-4)
3	Temperature	°C	25.6	-	-	IS:3025 (P-9)
4	Turbidity	NTU	<1	1	5	APHA 23 rd Ed.
5	Electrical Conductivity	µs/cm	238.6	-	-	IS:3025 (P-14)
6	Total Dissolved Solids	mg/l	154	500	2000	IS:3025 (P-16)
7	Total Hardness as (CaCO ₃)	mg/l	80	200	600	IS:3025 (P-21)
8	Total Alkalinity as CaCO ₃	mg/l	58	200	600	IS:3025 (P-23)
9	Chlorides as Cl	mg/l	10	250	1000	IS:3025(P-32)
10	Sulphate as SO ₄	mg/l	7.40	200	400	APHA 23 rd Ed.
11	Nitrates as NO ₃	mg/l	0.12	45	No Relaxation	IS:3025 (P-34)
12	Ca Hardness as (CaCO ₃)	mg/l	60	-	-	IS:3025 (P-40)
13	Mg Hardness as (CaCO ₃)	mg/l	20	-	-	APHA 23 rd Ed.
14	Residual Free Chlorine	mg/l	ND [DL- 0.2]	0.2	1	IS:3025 (P-26)
15	Ammonical Nitrogen	mg/l	ND	0.5	No Relaxation	IS:3025 (P-34)
16	Total Suspended Solids	mg/l	ND	-	-	IS:3025 (P-17)
17	Dissolved Oxygen	mg/l	6.0	-	-	IS:3025 (P-38)
18	Total Kjeldahl Nitrogen	mg/l	0.28	-	-	IS:3025 (P-34)
19	Sodium as Na	mg/l	21.90	-	-	APHA 23 rd Ed.
20	Potassium as K	mg/l	2.25	-	-	APHA 23 rd Ed.



TC-14814



(AUTHORISED SIGNATORY)

(RAVINDER MITTAL)

NOTE: The laboratory accepts the responsibility for content of report. The results contained in this test report related only to the sample tested. Test report shall not be reproduced except in full, without written approval of the laboratory. This report is intended only for your guidance and not for legal purpose or for advertisement. This report shall not be reproduced except in full without the written approval of the organization. Samples will be destroyed after 30 days from the date of issue of test certificate unless otherwise specified. Any complaints about this report should be communicated in writing within 7 days of issue of this report. Total liability of Nitya Laboratories is limited to the amount paid only. If you have any complaint/feedback regarding the sample collection/testing/test report, please send an email at info@nityalab.com and call at +91-191-2465597, +91-9873624093

Issued To **M/s Indian Oil Corporation Limited**
Bongaigaon Refinery)
Distt. Chirang-783 380, Assam, India

ULR No.: TC1481425000047B5F
Test Report Date: 05/08/2025

Analysis Report

Sr. No.	Parameters	Unit	Test Results	Requirement IS:10500		Protocol
				Desirable	Permissible	
21	Chemical Oxygen Demand as COD	mg/l	ND [DL- 10]	-	125	IS:3025 (P-58)
22	Biochemical Oxygen Demand as BOD	mg/l	ND [DL- 2]	-	-	IS:3025 (P-44)
23	Oil & Grease	mg/l	ND [DL- 2]	-	5.0	IS:3025 (P-39)
24	Aluminium as Al	mg/l	ND [DL- 0.01]	0.03	0.2	APHA 23 rd Ed.
25	Copper as Cu	mg/l	ND [DL- 0.05]	0.05	1.5	APHA 23 rd Ed.
26	Fluoride as F	mg/l	ND [DL- 0.1]	1.0	1.5	IS:3025 (P-60)
27	Iron (as Fe)	mg/l	ND [DL- 0.05]	0.3	No Relaxation	APHA 23 rd Ed.
28	Manganese as Mn	mg/l	ND [DL- 0.06]	0.1	0.3	IS:3025 (P-59)
29	Phenolic Compounds	mg/l	ND [DL- 0.001]	0.001	0.002	IS:3025 (P-43)
30	Selenium as Se	mg/l	ND [DL- 0.005]	0.01	No Relaxation	IS:3025 (P-56)
31	Zinc as Zn	mg/l	ND [DL- 0.05]	5	15	APHA 23 rd Ed.
32	Mercury as Hg	mg/l	ND [DL- 0.001]	0.001	No Relaxation	APHA 23 rd Ed.
33	Cadmium as Cd	mg/l	ND [DL- 0.001]	0.003	No Relaxation	APHA 23 rd Ed.
34	Arsenic as As	mg/l	ND [DL- 0.01]	0.01	0.05	APHA 23 rd Ed.
35	Lead as Pb	mg/l	ND [DL- 0.005]	0.01	No Relaxation	APHA 23 rd Ed.
36	Nickel as Ni	mg/l	ND [DL- 0.01]	0.02	No Relaxation	APHA 23 rd Ed.
37	Hexavalent Cr	mg/l	ND [DL- 0.05]	-	-	IS 3025(P-52)
38	Chromium as Cr	mg/l	ND [DL- 0.05]	0.05	No Relaxation	APHA 23 rd Ed.
39	PAH	mg/l	ND [DL- 0.0001]	0.0001	No Relaxation	APHA 23 rd Ed.
40	PCB	mg/l	[ND DL-0.0005]	0.0005	No Relaxation	USEPA 8270 D
41	E.coli*	MPN/100ml	Absent	Absent	Absent	IS 1622
42	Total Coliform*	MPN/100ml	Absent	Absent	Absent	IS 1622

(AUTHORISED SIGNATORY)

(RHYTHM BASSON*)



TC-14814

(AUTHORISED SIGNATORY)
(RAVINDER MITTAL)

NOTE: The laboratory accepts the responsibility for content of report. The results contained in this test report related only to the sample tested. Test report shall not be reproduced except in full, without written approval of the laboratory. This report is intended only for your guidance and not for legal purpose or for advertisement. This report shall not be reproduced except in full without the written approval of this organization. Samples will be destroyed after 30 days from the date of issue of test certificate unless otherwise specified. Any complaints about this report should be communicated in writing within 7 days of issue of the report. Total liability of Nitya Laboratories is limited to the amount only. If you have any complaint/feedback regarding the sample collection/testing/test report, please send an email at info@nityalab.com and call at +91-191-2465597, +91-9872824093

Issued To M/s Indian Oil Corporation Limited
Bongaigaon Refinery)
Distt. Chirang-783 380, Assam, India

Test Report No. : 202507240118
Test Report Date: 05/08/2025

Sample Particulars

Nature of the Sample : **Ground Water**
Sample Quantity & Packaging : 1 Liter, Pet Bottle
Sample Received at Lab : 28/07/2025
Test Started on : 28/07/2025
Test Completed : 04/08/2025
Method of Sampling : SOP/B/D-3
Date of Sampling : 24/07/2025
Place of Sampling : Tubewell-13

Analysis Report

Sr. No.	Parameters	Unit	Test Results	Requirement IS:10500		Protocol
				Desirable	Permissible	
1	Taste	-	Agreeable	Agreeable	Agreeable	IS:3025 (P-7)
2	Odour	-	Agreeable	Agreeable	Agreeable	IS:3025 (P-5)
3	Silica as SiO ₂	mg/l	22.80	-	-	IS:3025 (P-35)
4	Phosphate as PO ₄	mg/l	0.10	-	-	IS:3025 (P-31)
5	Cyanide	mg/l	ND	-	-	APHA 23 rd Ed.
6	Vanadium as V	mg/l	ND	-	-	APHA 23 rd Ed.
7	Phosphorous	mg/l	0.20	-	-	IS:3025 (P-31)
8	Total Sulphide	mg/l	ND	-	-	IS:3025 (P-29)
PESTICIDE RESIDUE						
8	Trihalomethane's					
A	Bromoform	mg/l	ND [DL- 0.1]	0.1	No Relaxation	APHA 23 rd Ed.
B	Dibromochloromethane	mg/l	ND [DL- 0.1]	0.1	No Relaxation	APHA 23 rd Ed.
C	Bromodichloromethane	mg/l	ND [DL- 0.06]	0.06	No Relaxation	APHA 23 rd Ed.
D	Chloroform	mg/l	ND [DL- 0.2]	0.2	No Relaxation	APHA 23 rd Ed.


(AUTHORISED SIGNATORY)
(RAVINDER MITTAL)

NOTE: The laboratory accepts the responsibility for content of report. The results contained in this test report related only to the sample tested. Test report shall not be reproduced except in full, without written approval of the laboratory. This report is intended only for your guidance and not for legal purpose or for advertisement. This report shall not be reproduced except in full without the written approval of this organization. Samples will be destroyed after 30 days from the date of issue of test certificate unless otherwise specified. Any complaints about this report should be communicated in writing within 7 days of issue of this report. Total liability of Nitya Laboratories is limited to the amount paid only. If you have any complaint/feedback regarding the sample collection/testing/test report, please send an email at info@nityalab.com and call at +91-191-2465597, +91-9873924093

Issued To M/s Indian Oil Corporation Limited
Bongaigaon Refinery)
Distt. Chirang-783 380, Assam, India

ULR No.: TC148142500004782F
Test Report Date: 05/08/2025

Sample Particulars

Nature of the Sample	:	Ground Water
Sample Quantity & Packaging	:	1 Liter, Pet Bottle
Sample Received at Lab	:	28/07/2025
Test Started on	:	28/07/2025
Test Completed	:	04/08/2025
Method of Sampling	:	SOP/B/D-3
Date of Sampling	:	24/07/2025
Place of Sampling	:	Tubewell-04

Analysis Report

Sr. No.	Parameters	Unit	Test Results	Requirement IS:10500		Protocol
				Desirable	Permissible	
1	pH	-	7.24	6.5-8.5	6.5-8.5	IS:3025 (P-11)
2	Color	Hazen	<5	5	15	IS:3025 (P-4)
3	Temperature	°C	25.3	-	-	IS:3025 (P-9)
4	Turbidity	NTU	<1	1	5	APHA 23 rd Ed.
5	Electrical Conductivity	µS/cm	229	-	-	IS:3025 (P-14)
6	Total Dissolved Solids	mg/l	148	500	2000	IS:3025 (P-16)
7	Total Hardness as (CaCO ₃)	mg/l	76	200	600	IS:3025 (P-21)
8	Total Alkalinity as CaCO ₃	mg/l	52	200	600	IS:3025 (P-23)
9	Chlorides as Cl	mg/l	10.30	250	1000	IS:3025 (P-32)
10	Sulphate as SO ₄	mg/l	8.50	200	400	APHA 23 rd Ed.
11	Nitrates as NO ₃	mg/l	0.08	45	No Relaxation	IS:3025 (P-34)
12	Ca Hardness as (CaCO ₃)	mg/l	60	-	-	IS:3025 (P-40)
13	Mg Hardness as (CaCO ₃)	mg/l	16	-	-	APHA 23 rd Ed.
14	Residual Free Chlorine	mg/l	ND [DL- 0.2]	0.2	1	IS:3025 (P-26)
15	Ammonical Nitrogen	mg/l	0.17	0.5	No Relaxation	IS:3025 (P-34)
16	Total Suspended Solids	mg/l	ND	-	-	IS:3025 (P-17)
17	Dissolved Oxygen	mg/l	6.0	-	-	IS:3025 (P-38)
18	Total Kjeldahl Nitrogen	mg/l	0.28	-	-	IS:3025 (P-34)
19	Sodium as Na	mg/l	23.00	-	-	APHA 23 rd Ed.
20	Potassium as K	mg/l	2.42	-	-	APHA 23 rd Ed.



TC-14814



(AUTHORISED SIGNATORY)
(RAVINDER MITTAL)

NOTE: The laboratory accepts the responsibility for content of report. The results contained in this test report related only to the sample tested. Test report shall not be reproduced except in full, without written approval of the laboratory. This report is intended only for your guidance and not for legal purpose or for advertisement. This report shall not be reproduced except in full without the written approval of this organization. Samples will be destroyed after 30 days from the date of issue of test certificate unless otherwise specified. Any complaints about this report should be communicated in writing within 7 days of issue of this report. Total liability of Nitya Laboratories is limited and shall be only if you have any complaint/feedback regarding the sample collection/testing/test report, please send an email at info@nityalab.com and call at +91-191-2465597, +91-9872826893

Issued To **M/s Indian Oil Corporation Limited**
Bongaigaon Refinery)
Distt. Chirang-783 380, Assam, India

ULR No.:

TC148142500004782F

Test Report Date:

05/08/2025

Analysis Report

Sr. No.	Parameters	Unit	Test Results	Requirement IS:10500		Protocol
				Desirable	Permissible	
21	Chemical Oxygen Demand as COD	mg/l	ND [DL- 10]	-	125	IS:3025 (P-58)
22	Biochemical Oxygen Demand as BOD	mg/l	ND [DL- 2]	-	-	IS:3025 (P-44)
23	Oil & Grease	mg/l	ND [DL- 2]	-	5.0	IS:3025 (P-39)
24	Aluminium as Al	mg/l	ND [DL- 0.01]	0.03	0.2	APHA 23 rd Ed.
25	Copper as Cu	mg/l	ND [DL- 0.05]	0.05	1.5	APHA 23 rd Ed.
26	Fluoride as F	mg/l	ND [DL- 0.1]	1.0	1.5	IS:3025 (P-60)
27	Iron (as Fe)	mg/l	ND [DL- 0.05]	0.3	No Relaxation	APHA 23 rd Ed.
28	Manganese as Mn	mg/l	ND [DL- 0.05]	0.1	0.3	IS:3025 (P-59)
29	Phenolic Compounds	mg/l	ND [DL- 0.001]	0.001	0.002	IS:3025 (P-43)
30	Selenium as Se	mg/l	ND [DL- 0.005]	0.01	No Relaxation	IS:3025 (P-56)
31	Zinc as Zn	mg/l	0.14	5	15	APHA 23 rd Ed.
32	Mercury as Hg	mg/l	ND [DL-0.001]	0.001	No Relaxation	APHA 23 rd Ed.
33	Cadmium as Cd	mg/l	ND [DL- 0.001]	0.003	No Relaxation	APHA 23 rd Ed.
34	Arsenic as As	mg/l	ND [DL- 0.01]	0.01	0.05	APHA 23 rd Ed.
35	Lead as Pb	mg/l	ND [DL- 0.005]	0.01	No Relaxation	APHA 23 rd Ed.
36	Nickel as Ni	mg/l	ND [DL- 0.01]	0.02	No Relaxation	APHA 23 rd Ed.
37	Hexavalent Cr	mg/l	ND [DL- 0.05]	-	-	IS 3025(P-52)
38	Chromium as Cr	mg/l	ND [DL- 0.05]	0.05	No Relaxation	APHA 23 rd Ed.
39	PAH	mg/l	ND [DL- 0.0001]	0.0001	No Relaxation	APHA 23 rd Ed.
40	PCB	mg/l	[ND DL-0.0005]	0.0005	No Relaxation	USEPA 8270 D
41	E.coli*	MPN/100ml	Absent	Absent	Absent	IS 1622
42	Total Coliform*	MPN/100ml	Absent	Absent	Absent	IS 1622

(AUTHORISED SIGNATORY)

(RHYTHM BASSON*)



TC-14814



(AUTHORISED SIGNATORY)

(RAVINDER MITTAL)

NOTE: The laboratory accepts the responsibility for content of report. The results contained in this test report related only to the sample tested. Test report shall not be reproduced except in full, without written approval of the laboratory. This report is intended only for your guidance and not for legal purpose or for advertisement. This report shall not be reproduced except in full without the written approval of the organization. Samples will be destroyed after 30 days from the date of issue of test certificate unless otherwise specified. Any complaints about this report should be communicated in writing within 7 days of issue of this report. Total liability of Nitya Laboratories is limited. Invoiced amount only. If you have any complaint/feedback regarding the sample collection/testing/test report, please send an email at info@nityalab.com and call at +91-191-2465597, +91-9872024032

Issued To M/s Indian Oil Corporation Limited
Bongaigaon Refinery)
Distt. Chirang-783 380, Assam, India

Test Report No. : 202507240119
Test Report Date: 05/08/2025

Sample Particulars

Nature of the Sample : **Ground Water**
Sample Quantity & Packaging : 1 Liter, Pet Bottle
Sample Received at Lab : 28/07/2025
Test Started on : 28/07/2025
Test Completed : 04/08/2025
Method of Sampling : SOP/B/D-3
Date of Sampling : 24/07/2025
Place of Sampling : Tubewell-04

Analysis Report

Sr. No.	Parameters	Unit	Test Results	Requirement IS:10500		Protocol
				Desirable	Permissible	
1	Taste	-	Agreeable	Agreeable	Agreeable	IS:3025 (P-7)
2	Odour	-	Agreeable	Agreeable	Agreeable	IS:3025 (P-5)
3	Silica as SiO ₂	mg/l	12.30	-	-	IS:3025 (P-35)
4	Phosphate as PO ₄	mg/l	0.15	-	-	IS:3025 (P-31)
5	Cyanide	mg/l	ND	-	-	APHA 23 rd Ed.
6	Vanadium as V	mg/l	ND	-	-	APHA 23 rd Ed.
7	Phosphorous	mg/l	0.22	-	-	IS:3025 (P-31)
8	Total Sulphide	mg/l	ND	-	-	IS:3025 (P-29)
PESTICIDE RESIDUE						
B	Trihalomethane's					
A	Bromoform	mg/l	ND [DL- 0.1]	0.1	No Relaxation	APHA 23 rd Ed.
B	Dibromochloromethane	mg/l	ND [DL- 0.1]	0.1	No Relaxation	APHA 23 rd Ed.
C	Bromodichloromethane	mg/l	ND [DL- 0.06]	0.06	No Relaxation	APHA 23 rd Ed.
D	Chloroform	mg/l	ND [DL- 0.2]	0.2	No Relaxation	APHA 23 rd Ed.


(AUTHORISED SIGNATORY)
(RAVINDER MITTAL)

NOTE: The laboratory accepts the responsibility for content of report. The results contained in this test report related only to the sample tested. Test report shall not be reproduced except in full, without written approval of the laboratory. This report is intended only for your guidance and not for legal purpose or for advertisement. This report shall not be reproduced except in full without the written approval of this organization. Samples will be destroyed after 30 days from the date of issue of test certificate unless otherwise specified. Any complaints about this report should be communicated in writing within 7 days of issue of this report. Total liability of Nitya Laboratories is limited to the amount paid only. If you have any complaint/feedback regarding the sample collection/testing/test report, please send an email at info@nityalab.com and call at +91-191-2465597, +91-9872824592

Issued To M/s Indian Oil Corporation Limited
Bongaigaon Refinery)
Distt. Chirang-783 380, Assam, India

ULR No.: TC148142500004784F
Test Report Date: 05/08/2025

Sample Particulars

Nature of the Sample : **Ground Water**
Sample Quantity & Packaging : 1 Liter, Pet Bottle
Sample Received at Lab : 28/07/2025
Test Started on : 28/07/2025
Test Completed : 04/08/2025
Method of Sampling : SOP/B/D-3
Date of Sampling : 24/07/2025
Place of Sampling : Tubewell-09

Analysis Report

Sr. No.	Parameters	Unit	Test Results	Requirement IS:10500		Protocol
				Desirable	Permissible	
1	pH	-	7.27	6.5-8.5	6.5-8.5	IS:3025 (P-11)
2	Color	Hazen	<5	5	15	IS:3025 (P-4)
3	Temperature	°C	25.6	-	-	IS:3025 (P-9)
4	Turbidity	NTU	<1	1	5	APHA 23 rd Ed.
5	Electrical Conductivity	µs/cm	218	-	-	IS:3025 (P-14)
6	Total Dissolved Solids	mg/l	140	500	2000	IS:3025 (P-16)
7	Total Hardness as (CaCO ₃)	mg/l	66	200	600	IS:3025 (P-21)
8	Total Alkalinity as CaCO ₃	mg/l	52	200	600	IS:3025 (P-23)
9	Chlorides as Cl	mg/l	10	250	1000	IS:3025(P-32)
10	Sulphate as SO ₄	mg/l	7.80	200	400	APHA 23 rd Ed.
11	Nitrates as NO ₃	mg/l	ND	45	No Relaxation	IS:3025 (P-34)
12	Ca Hardness as (CaCO ₃)	mg/l	55	-	-	IS:3025 (P-40)
13	Mg Hardness as (CaCO ₃)	mg/l	11	-	-	APHA 23 rd Ed.
14	Residual Free Chlorine	mg/l	ND [DL- 0.2]	0.2	1	IS:3025 (P-26)
15	Ammonical Nitrogen	mg/l	ND	0.5	No Relaxation	IS:3025 (P-34)
16	Total Suspended Solids	mg/l	ND	-	-	IS:3025 (P-17)
17	Dissolved Oxygen	mg/l	5.7	-	-	IS:3025 (P-38)
18	Total Kjeldahl Nitrogen	mg/l	0.28	-	-	IS:3025 (P-34)
19	Sodium as Na	mg/l	17.80	-	-	APHA 23 rd Ed.
20	Potassium as K	mg/l	1.74	-	-	APHA 23 rd Ed.



TC-14814



NOTE: The laboratory accepts the responsibility for content of report. The results contained in this test report related only to the sample tested. Test report shall not be reproduced except in full, without written approval of the laboratory. This report is intended only for your guidance and not for legal purpose or for advertisement. This report shall not be reproduced except in full without the written approval of this organization. Samples will be destroyed after 30 days from the date of issue of test certificate unless otherwise specified. Any complaints about this report should be communicated in writing within 7 days of issue of this report. Total liability of Nitya Laboratories is limited to the amount paid only. If you have any complaint/feedback regarding the sample collection/testing/test report, please send an email at info@nityalab.com and call at +91-191-2465597, +91-9873824693

Issued To **M/s Indian Oil Corporation Limited**
Bongaigaon Refinery)
Distt. Chirang-783 380, Assam, India

ULR No.: TC148142500004784F
Test Report Date: 05/08/2025

Analysis Report

Sr. No.	Parameters	Unit	Test Results	Requirement IS:10500		Protocol
				Desirable	Permissible	
21	Chemical Oxygen Demand as COD	mg/l	ND [DL- 10]	-	125	IS:3025 (P-58)
22	Biochemical Oxygen Demand as BOD	mg/l	ND [DL- 2]	-	-	IS:3025 (P-44)
23	Oil & Grease	mg/l	ND [DL- 2]	-	5.0	IS:3025 (P-39)
24	Aluminium as Al	mg/l	ND [DL- 0.01]	0.03	0.2	APHA 23 rd Ed.
25	Copper as Cu	mg/l	ND [DL- 0.05]	0.05	1.5	APHA 23 rd Ed.
26	Fluoride as F	mg/l	ND [DL- 0.1]	1.0	1.5	IS:3025 (P-60)
27	Iron (as Fe)	mg/l	0.06	0.3	No Relaxation	APHA 23 rd Ed.
28	Manganese as Mn	mg/l	ND [DL- 0.05]	0.1	0.3	IS:3025 (P-59)
29	Phenolic Compounds	mg/l	ND [DL- 0.001]	0.001	0.002	IS:3025 (P-43)
30	Selenium as Se	mg/l	ND [DL- 0.005]	0.01	No Relaxation	IS:3025 (P-56)
31	Zinc as Zn	mg/l	0.18	5	15	APHA 23 rd Ed.
32	Mercury as Hg	mg/l	ND [DL-0.001]	0.001	No Relaxation	APHA 23 rd Ed.
33	Cadmium as Cd	mg/l	ND [DL- 0.001]	0.003	No Relaxation	APHA 23 rd Ed.
34	Arsenic as As	mg/l	ND [DL- 0.01]	0.01	0.05	APHA 23 rd Ed.
35	Lead as Pb	mg/l	ND [DL- 0.005]	0.01	No Relaxation	APHA 23 rd Ed.
36	Nickel as Ni	mg/l	ND [DL- 0.01]	0.02	No Relaxation	APHA 23 rd Ed.
37	Hexavalent Cr	mg/l	ND [DL- 0.05]	-	-	IS 3025(P-52)
38	Chromium as Cr	mg/l	ND [DL- 0.05]	0.05	No Relaxation	APHA 23 rd Ed.
39	PAH	mg/l	ND [DL- 0.0001]	0.0001	No Relaxation	APHA 23 rd Ed.
40	PCB	mg/l	[ND DL-0.0005]	0.0005	No Relaxation	USEPA 8270 D
41	E.coli*	MPN/100ml	Absent	Absent	Absent	IS 1622
42	Total Coliform*	MPN/100ml	Absent	Absent	Absent	IS 1622

(AUTHORISED SIGNATORY)
(RHYTHM BASSON*)



TC-14814

(AUTHORISED SIGNATORY)
(RAYINDER MITTAL)

NOTE: The laboratory accepts the responsibility for content of report. The results contained in this test report related only to the sample tested. Test report shall not be reproduced except in full, without written approval of the laboratory. This report is intended only for your guidance and not for legal purpose or for advertisement. This report shall not be reproduced except in full without the written approval of this organization. Samples will be destroyed after 30 days from the date of issue of test certificate unless otherwise specified. Any complaints about this report should be communicated in writing within 7 days of issue of the report. Total liability of Nitya Laboratories is limited to the amount only. If you have any complaint/feedback regarding the sample collection/testing/test report, please send an email at info@nityalab.com and call at +91-191-2465597, +91-9873534093

Issued To M/s Indian Oil Corporation Limited
Bongaigaon Refinery)
Distt. Chirang-783 380, Assam, India

Test Report No. : 202507240120
Test Report Date: 05/08/2025

Sample Particulars

Nature of the Sample : **Ground Water**
Sample Quantity & Packaging : 1 Liter, Pet Bottle
Sample Received at Lab : 28/07/2025
Test Started on : 28/07/2025
Test Completed : 04/08/2025
Method of Sampling : SOP/B/D-3
Date of Sampling : 24/07/2025
Place of Sampling : Tubewell-09

Analysis Report

Sr. No.	Parameters	Unit	Test Results	Requirement IS:10500		Protocol
				Desirable	Permissible	
1	Taste	-	Agreeable	Agreeable	Agreeable	IS:3025 (P-7)
2	Odour	-	Agreeable	Agreeable	Agreeable	IS:3025 (P-5)
3	Silica as SiO ₂	mg/l	13.80	-	-	IS:3025 (P-35)
4	Phosphate as PO ₄	mg/l	0.04	-	-	IS:3025 (P-31)
5	Cyanide	mg/l	ND	-	-	APHA 23 rd Ed.
6	Vanadium as V	mg/l	ND	-	-	APHA 23 rd Ed.
7	Phosphorous	mg/l	0.10	-	-	IS:3025 (P-31)
8	Total Sulphide	mg/l	ND	-	-	IS:3025 (P-29)
PESTICIDE RESIDUE						
10	Trihalomethane's					
A	Bromoform	mg/l	ND [DL- 0.1]	0.1	No Relaxation	APHA 23 rd Ed.
B	Dibromochloromethane	mg/l	ND [DL- 0.1]	0.1	No Relaxation	APHA 23 rd Ed.
C	Bromodichloromethane	mg/l	ND [DL- 0.06]	0.06	No Relaxation	APHA 23 rd Ed.
D	Chloroform	mg/l	ND [DL- 0.2]	0.2	No Relaxation	APHA 23 rd Ed.


(AUTHORISED SIGNATORY)
(RAVINDER MITTAL)

NOTE: The laboratory accepts the responsibility for content of report. The results contained in this test report related only to the sample tested. Test report shall not be reproduced except in full, without written approval of the laboratory. This report is intended only for your guidance and not for legal purpose or for advertisement. This report shall not be reproduced except in full without the written approval of the organization. Samples will be destroyed after 30 days from the date of issue of test certificate unless otherwise specified. Any complaints about this report should be communicated in writing within 7 days of issue of this report. Total liability of Nitya Laboratories is limited to the amount of fee paid for the test. If you have any complaint/feedback regarding the sample collection/testing/test report, please send an email at info@nityalab.com and call at +91-191-2465597, +91-9873524093

Issued To M/s Indian Oil Corporation Limited
Bongaigaon Refinery)
Distt. Chirang-783 380, Assam, India

ULR No.:
Test Report Date:

TC148142500004787F
05/08/2025

Sample Particulars

Nature of the Sample
Sample Quantity & Packaging
Sample Received at Lab
Test Started on
Test Completed
Method of Sampling
Date of Sampling
Place of Sampling

Ground Water
1 Liter, Pet Bottle
28/07/2025
28/07/2025
04/08/2025
SOP/B/D-3
24/07/2025
Tubewell-15

Analysis Report

Sr. No.	Parameters	Unit	Test Results	Requirement IS:10500		Protocol
				Desirable	Permissible	
1	pH	-	7.37	6.5-8.5	6.5-8.5	IS:3025 (P-11)
2	Color	Hazen	<5	5	15	IS:3025 (P-4)
3	Temperature	°C	25.3	-	-	IS:3025 (P-9)
4	Turbidity	NTU	<1	1	5	APHA 23 rd Ed.
5	Electrical Conductivity	µ/cm	198	-	-	IS:3025 (P-14)
6	Total Dissolved Solids	mg/l	128	500	2000	IS:3025 (P-16)
7	Total Hardness as (CaCO ₃)	mg/l	68	200	600	IS:3025 (P-21)
8	Total Alkalinity as CaCO ₃	mg/l	48	200	600	IS:3025 (P-23)
9	Chlorides as Cl	mg/l	12.30	250	1000	IS:3025(P-32)
10	Sulphate as SO ₄	mg/l	7.80	200	400	APHA 23 rd Ed.
11	Nitrates as NO ₃	mg/l	ND	45	No Relaxation	IS:3025 (P-34)
12	Ca Hardness as (CaCO ₃)	mg/l	50	-	-	IS:3025 (P-40)
13	Mg Hardness as (CaCO ₃)	mg/l	18	-	-	APHA 23 rd Ed.
14	Residual Free Chlorine	mg/l	ND [DL- 0.2]	0.2	1	IS:3025 (P-26)
15	Ammonical Nitrogen	mg/l	ND	0.5	No Relaxation	IS:3025 (P-34)
16	Total Suspended Solids	mg/l	ND	-	-	IS:3025 (P-17)
17	Dissolved Oxygen	mg/l	6.3	-	-	IS:3025 (P-38)
18	Total Kjeldahl Nitrogen	mg/l	0.28	-	-	IS:3025 (P-34)
19	Sodium as Na	mg/l	20.00	-	-	APHA 23 rd Ed.
20	Potassium as K	mg/l	2.10	-	-	APHA 23 rd Ed.



TC-14814

NITYA LABORATORIES
Authorised
(AUTHORISED SIGNATORY)
(RAVINDER MITTAL)

NOTE: The laboratory accepts the responsibility for content of report. The results contained in this test report related only to the sample tested. Test report shall not be reproduced except in full, without written approval of the laboratory. This report is intended only for your guidance and not for legal purpose or for advertisement. This report shall not be reproduced except in full without the written approval of this organization. Samples will be destroyed after 30 days from the date of issue of test certificate unless otherwise specified. Any complaints about this report should be communicated in writing within 7 days of issue of this report. Total liability of Nitya Laboratories is limited to the amount paid only. If you have any complaint/feedback regarding the sample collection/testing/test report, please send an email at info@nityalab.com and call at +91-191-2465597, +91-9873824093

Issued To **M/s Indian Oil Corporation Limited**
Bongaigaon Refinery)
Distt. Chirang-783 380, Assam, India

ULR No.: TC148142500004787F
Test Report Date: 05/08/2025

Analysis Report

Sr. No.	Parameters	Unit	Test Results	Requirement IS:10500		Protocol
				Desirable	Permissible	
21	Chemical Oxygen Demand as COD	mg/l	ND [DL- 10]	-	125	IS:3025 (P-58)
22	Biochemical Oxygen Demand as BOD	mg/l	ND [DL- 2]	-	-	IS:3025 (P-44)
23	Oil & Grease	mg/l	ND [DL- 2]	-	5.0	IS:3025 (P-39)
24	Aluminium as Al	mg/l	ND [DL- 0.01]	0.03	0.2	APHA 23 rd Ed.
25	Copper as Cu	mg/l	ND [DL- 0.05]	0.05	1.5	APHA 23 rd Ed.
26	Fluoride as F	mg/l	ND [DL- 0.1]	1.0	1.5	IS:3025 (P-60)
27	Iron (as Fe)	mg/l	ND [DL- 0.05]	0.3	No Relaxation	APHA 23 rd Ed.
28	Manganese as Mn	mg/l	ND [DL- 0.05]	0.1	0.3	IS:3025 (P-59)
29	Phenolic Compounds	mg/l	ND [DL- 0.001]	0.001	0.002	IS:3025 (P-43)
30	Selenium as Se	mg/l	ND [DL- 0.005]	0.01	No Relaxation	IS:3025 (P-56)
31	Zinc as Zn	mg/l	0.09	5	15	APHA 23 rd Ed.
32	Mercury as Hg	mg/l	ND [DL-0.001]	0.001	No Relaxation	APHA 23 rd Ed.
33	Cadmium as Cd	mg/l	ND [DL- 0.001]	0.003	No Relaxation	APHA 23 rd Ed.
34	Arsenic as As	mg/l	ND [DL- 0.01]	0.01	0.05	APHA 23 rd Ed.
35	Lead as Pb	mg/l	ND [DL- 0.005]	0.01	No Relaxation	APHA 23 rd Ed.
36	Nickel as Ni	mg/l	ND [DL- 0.01]	0.02	No Relaxation	APHA 23 rd Ed.
37	Hexavalent Cr	mg/l	ND [DL- 0.05]	-	-	IS 3025(P-52)
38	Chromium as Cr	mg/l	ND [DL- 0.05]	0.05	No Relaxation	APHA 23 rd Ed.
39	PAH	mg/l	ND [DL- 0.0001]	0.0001	No Relaxation	APHA 23 rd Ed.
40	PCB	mg/l	[ND DL-0.0005]	0.0005	No Relaxation	USEPA 8270 D
41	E.coli*	MPN/100ml	Absent	Absent	Absent	IS 1622
42	Total Coliform*	MPN/100ml	Absent	Absent	Absent	IS 1622

(AUTHORISED SIGNATORY)
(RHYTHM BASSON*)



TC-14814

(AUTHORISED SIGNATORY)
(RAVINDER MITTAL)

NOTE: The laboratory accepts the responsibility for content of report. The results contained in this test report related only to the sample tested. Test report shall not be reproduced except in full, without written approval of the laboratory. This report is intended only for your guidance and not for legal purpose or for advertisement. This report shall not be reproduced except in full without the written approval of this organization. Samples will be destroyed after 30 days from the date of issue of test certificate unless otherwise specified. Any complaints about this report should be communicated in writing within 7 days of issue of this report. Total liability of Nitya Laboratories is limited to the amount paid only. If you have any complaint/feedback regarding the sample collection/testing/test report, please send an email at info@nityalab.com and call at +91-191-2465597, +91-9673524892

Issued To M/s Indian Oil Corporation Limited
Bongaigaon Refinery)
Distt. Chirang-783 380, Assam, India

Test Report No. : 202507240121
Test Report Date: 05/08/2025

Sample Particulars

Nature of the Sample : **Ground Water**
Sample Quantity & Packaging : 1 Liter, Pet Bottle
Sample Received at Lab : 28/07/2025
Test Started on : 28/07/2025
Test Completed : 04/08/2025
Method of Sampling : SOP/B/D-3
Date of Sampling : 24/07/2025
Place of Sampling : Tubewell-16

Analysis Report

Sr. No.	Parameters	Unit	Test Results	Requirement IS:10500		Protocol
				Desirable	Permissible	
1	Taste	-	Agreeable	Agreeable	Agreeable	IS:3025 (P-7)
2	Odour	-	Agreeable	Agreeable	Agreeable	IS:3025 (P-5)
3	Silica as SiO ₂	mg/l	12.00	-	-	IS:3025 (P-35)
4	Phosphate as PO ₄	mg/l	ND	-	-	IS:3025 (P-31)
5	Cyanide	mg/l	ND	-	-	APHA 23 rd Ed.
6	Vanadium as V	mg/l	ND	-	-	APHA 23 rd Ed.
7	Phosphorous	mg/l	0.08	-	-	IS:3025 (P-31)
8	Total Sulphide	mg/l	ND	-	-	IS:3025 (P-29)
PESTICIDE RESIDUE						
8	Trihalomethane's					
A	Bromoform	mg/l	ND [DL- 0.1]	0.1	No Relaxation	APHA 23 rd Ed.
B	Dibromochloromethane	mg/l	ND [DL- 0.1]	0.1	No Relaxation	APHA 23 rd Ed.
C	Bromodichloromethane	mg/l	ND [DL- 0.06]	0.06	No Relaxation	APHA 23 rd Ed.
D	Chloroform	mg/l	ND [DL- 0.2]	0.2	No Relaxation	APHA 23 rd Ed.


(AUTHORISED SIGNATORY)
(RAVINDER MITTAL)

NOTE: The laboratory accepts the responsibility for content of report. The results contained in this test report related only to the sample tested. Test report shall not be reproduced except in full, without written approval of the laboratory. This report is intended only for your guidance and not for legal purpose or for advertisement. This report shall not be reproduced except in full without the written approval of this organization. Samples will be destroyed after 30 days from the date of issue of test certificate unless otherwise specified. Any complaints about this report should be communicated in writing within 7 days of issue of this report. Total liability of Nitya Laboratories is limited to the amount of the invoice. If you have any complaint/feedback regarding the sample collection/testing/test report, please send an email at info@nityalab.com and call at +91-191-2465597, +91-9672024093

Issued To M/s Indian Oil Corporation Limited
Bongaigaon Refinery)
Distt. Chirang-783 380, Assam, India

ULR No.: TC148142500004783F
Test Report Date: 05/08/2025

Sample Particulars

Nature of the Sample
Sample Quantity & Packaging
Sample Received at Lab
Test Started on
Test Completed
Method of Sampling
Date of Sampling
Place of Sampling

Ground Water
1 Liter, Pet Bottle
28/07/2025
28/07/2025
04/08/2025
SOP/B/D-3
24/07/2025
Tubewell-05

Analysis Report

Sr. No.	Parameters	Unit	Test Results	Requirement IS:10500		Protocol
				Desirable	Permissible	
1	pH	-	7.30	6.5-8.5	6.5-8.5	IS:3025 (P-11)
2	Color	Hazen	<5	5	15	IS:3025 (P-4)
3	Temperature	°C	25.3	-	-	IS:3025 (P-9)
4	Turbidity	NTU	<1	1	5	APHA 23 rd Ed.
5	Electrical Conductivity	µS/cm	198.4	-	-	IS:3025 (P-14)
6	Total Dissolved Solids	mg/l	126	500	2000	IS:3025 (P-16)
7	Total Hardness as (CaCO ₃)	mg/l	66	200	600	IS:3025 (P-21)
8	Total Alkalinity as CaCO ₃	mg/l	50	200	600	IS:3025 (P-23)
9	Chlorides as Cl	mg/l	12	250	1000	IS:3025 (P-32)
10	Sulphate as SO ₄	mg/l	8.70	200	400	APHA 23 rd Ed.
11	Nitrates as NO ₃	mg/l	0.08	45	No Relaxation	IS:3025 (P-34)
12	Ca Hardness as (CaCO ₃)	mg/l	45	-	-	IS:3025 (P-40)
13	Mg Hardness as (CaCO ₃)	mg/l	21	-	-	APHA 23 rd Ed.
14	Residual Free Chlorine	mg/l	ND [DL- 0.2]	0.2	1	IS:3025 (P-26)
15	Ammonical Nitrogen	mg/l	ND	0.5	No Relaxation	IS:3025 (P-34)
16	Total Suspended Solids	mg/l	ND	-	-	IS:3025 (P-17)
17	Dissolved Oxygen	mg/l	6.2	-	-	IS:3025 (P-38)
18	Total Kjeldahl Nitrogen	mg/l	ND	-	-	IS:3025 (P-34)
19	Sodium as Na	mg/l	20.80	-	-	APHA 23 rd Ed.
20	Potassium as K	mg/l	2.10	-	-	APHA 23 rd Ed.



TC-14814

NITYA LABORATORIES
Authorised
(AUTHORISED SIGNATORY)
(RAVINDER MITTAL)

NOTE: The laboratory accepts the responsibility for content of report. The results contained in this test report related only to the sample tested. Test report shall not be reproduced except in full, without written approval of the laboratory. This report is intended only for your guidance and not for legal purpose or for advertisement. This report shall not be reproduced except in full without the written approval of this organization. Samples will be destroyed after 30 days from the date of issue of test certificate unless otherwise specified. Any complaints about this report should be communicated in writing within 7 days of issue of this report. Total liability of Nitya Laboratories is limited to the amount only. If you have any complaint/feedback regarding the sample collection/testing/test report, please send an email at info@nityalab.com and call at +91-191-2465597, +91-9873824893

CORPORATE OFFICE & CENTRAL LABORATORIES :-

9 PLOT NO. 118, CHURCH ROAD, BEHIND KAUSIK VATIKA, BHAGAT SINGH COLONY, BALLABHGARH, FARIDABAD - 121004, HARYANA, INDIA

Issued To M/s Indian Oil Corporation Limited
Bongalgaon Refinery)
Distt. Chirang-783 380, Assam, India

ULR No.: TC148142500004783F
Test Report Date: 05/08/2025

Analysis Report

Sr. No.	Parameters	Unit	Test Results	Requirement IS:10500		Protocol
				Desirable	Permissible	
21	Chemical Oxygen Demand as COD	mg/l	ND [DL- 10]	-	125	IS:3025 (P-58)
22	Biochemical Oxygen Demand as BOD	mg/l	ND [DL- 2]	-	-	IS:3025 (P-44)
23	Oil & Grease	mg/l	ND [DL- 2]	-	5.0	IS:3025 (P-39)
24	Aluminium as Al	mg/l	ND [DL- 0.01]	0.03	0.2	APHA 23 rd Ed.
25	Copper as Cu	mg/l	ND [DL- 0.05]	0.05	1.5	APHA 23 rd Ed.
26	Fluoride as F	mg/l	ND [DL- 0.1]	1.0	1.5	IS:3025 (P-60)
27	Iron (as Fe)	mg/l	ND [DL- 0.05]	0.3	No Relaxation	APHA 23 rd Ed.
28	Manganese as Mn	mg/l	ND [DL- 0.05]	0.1	0.3	IS:3025 (P-59)
29	Phenolic Compounds	mg/l	ND [DL- 0.001]	0.001	0.002	IS:3025 (P-43)
30	Selenium as Se	mg/l	ND [DL- 0.005]	0.01	No Relaxation	IS:3025 (P-56)
31	Zinc as Zn	mg/l	0.08	5	15	APHA 23 rd Ed.
32	Mercury as Hg	mg/l	ND [DL-0.001]	0.001	No Relaxation	APHA 23 rd Ed.
33	Cadmium as Cd	mg/l	ND [DL- 0.001]	0.003	No Relaxation	APHA 23 rd Ed.
34	Arsenic as As	mg/l	ND [DL- 0.01]	0.01	0.05	APHA 23 rd Ed.
35	Lead as Pb	mg/l	ND [DL- 0.005]	0.01	No Relaxation	APHA 23 rd Ed.
36	Nickel as Ni	mg/l	ND [DL- 0.01]	0.02	No Relaxation	APHA 23 rd Ed.
37	Hexavalent Cr	mg/l	ND [DL- 0.05]	-	-	IS 3025(P-52)
38	Chromium as Cr	mg/l	ND [DL- 0.05]	0.05	No Relaxation	APHA 23 rd Ed.
39	PAH	mg/l	ND [DL- 0.0001]	0.0001	No Relaxation	APHA 23 rd Ed.
40	PCB	mg/l	[ND DL-0.0005]	0.0005	No Relaxation	USEPA 8270 D
41	E.coli*	MPN/100ml	Absent	Absent	Absent	IS 1622
42	Total Coliform*	MPN/100ml	Absent	Absent	Absent	IS 1622

(AUTHORISED SIGNATORY)
(RHYTHM BASSON*)



TC-14814



NOTE: The laboratory accepts the responsibility for content of report. The results contained in this test report related only to the sample tested. Test report shall not be reproduced except in full, without written approval of the laboratory. This report is intended only for your guidance and not for legal purpose or for advertisement. This report shall not be reproduced except in full without the written approval of this organization. Samples will be destroyed after 30 days from the date of issue of test certificate unless otherwise specified. Any complaints about this report should be communicated in writing within 7 days of issue of this report. Total liability of Nitya Laboratories is limited to the amount of fee paid only. If you have any complaint/feedback regarding the sample collection/testing/test report, please send an email at info@nityalab.com and call at +91-191-2465597, +91-9879224853

Issued To M/s Indian Oil Corporation Limited
Bongaigaon Refinery)
Distt. Chirang-783 380, Assam, India

Test Report No. : 202507240130
Test Report Date: 05/08/2025

Sample Particulars

Nature of the Sample : **Ground Water**
Sample Quantity & Packaging : 1 Liter, Pet Bottle
Sample Received at Lab : 28/07/2025
Test Started on : 28/07/2025
Test Completed : 04/08/2025
Method of Sampling : SOP/B/D-3
Date of Sampling : 24/07/2025
Place of Sampling : Tubewell-05

Analysis Report

Sr. No.	Parameters	Unit	Test Results	Requirement IS:10500		Protocol
				Desirable	Permissible	
1	Taste	-	Agreeable	Agreeable	Agreeable	IS:3025 (P-7)
2	Odour	-	Agreeable	Agreeable	Agreeable	IS:3025 (P-5)
3	Silica as SiO ₂	mg/l	11.00	-	-	IS:3025 (P-35)
4	Phosphate as PO ₄	mg/l	0.06	-	-	IS:3025 (P-31)
5	Cyanide	mg/l	ND	-	-	APHA 23 rd Ed.
6	Vanadium as V	mg/l	ND	-	-	APHA 23 rd Ed.
7	Phosphorous	mg/l	0.10	-	-	IS:3025 (P-31)
8	Total Sulphide	mg/l	ND	-	-	IS:3025 (P-29)
PESTICIDE RESIDUE						
8	Trihalomethane's					
A	Bromoform	mg/l	ND [DL- 0.1]	0.1	No Relaxation	APHA 23 rd Ed.
B	Dibromochloromethane	mg/l	ND [DL- 0.1]	0.1	No Relaxation	APHA 23 rd Ed.
C	Bromodichloromethane	mg/l	ND [DL- 0.06]	0.06	No Relaxation	APHA 23 rd Ed.
D	Chloroform	mg/l	ND [DL- 0.2]	0.2	No Relaxation	APHA 23 rd Ed.


(AUTHORISED SIGNATORY)
(RAVINDER MITTAL)

NOTE: The laboratory accepts the responsibility for content of report. The results contained in this test report related only to the sample tested. Test report shall not be reproduced except in full, without written approval of the laboratory. This report is intended only for your guidance and not for legal purpose or for advertisement. This report shall not be reproduced except in full without the written approval of this organization. Samples will be destroyed after 30 days from the date of issue of test certificate unless otherwise specified. Any complaints about this report should be communicated in writing within 7 days of issue of this report. Total liability of Nitya Laboratories is limited to the amount paid only. If you have any complaint/feedback regarding the sample collection/testing/test report, please send an email at info@nityalab.com and call at +91-191-2465597, +91-9872926093

Issued To M/s Indian Oil Corporation Limited
Bongaigaon Refinery)
Distt. Chirang-783 380, Assam, India

ULR No.: TC148142500004794F
Test Report Date: 05/08/2025

Sample Particulars

Nature of the Sample	: Ground Water
Sample Quantity & Packaging	: 1 Liter, Pet Bottle
Sample Received at Lab	: 28/07/2025
Test Started on	: 28/07/2025
Test Completed	: 04/08/2025
Method of Sampling	: SOP/B/D-3
Date of Sampling	: 26/07/2025
Place of Sampling	: Township-01

Analysis Report

Sr. No.	Parameters	Unit	Test Results	Requirement IS:10500		Protocol
				Desirable	Permissible	
1	pH	-	7.19	6.5-8.5	6.5-8.5	IS:3025 (P-11)
2	Color	Hazen	<5	5	15	IS:3025 (P-4)
3	Temperature	°C	25.7	-	-	IS:3025 (P-9)
4	Turbidity	NTU	<1	1	5	APHA 23 rd Ed.
5	Electrical Conductivity	µo/cm	248	-	-	IS:3025 (P-14)
6	Total Dissolved Solids	mg/l	180	500	2000	IS:3025 (P-16)
7	Total Hardness as (CaCO ₃)	mg/l	90	200	600	IS:3025 (P-21)
8	Total Alkalinity as CaCO ₃	mg/l	60	200	600	IS:3025 (P-23)
9	Chlorides as Cl	mg/l	18	250	1000	IS:3025(P-32)
10	Sulphate as SO ₄	mg/l	12.30	200	400	APHA 23 rd Ed.
11	Nitrates as NO ₃	mg/l	0.12	45	No Relaxation	IS:3025 (P-34)
12	Ca Hardness as (CaCO ₃)	mg/l	65	-	-	IS:3025 (P-40)
13	Mg Hardness as (CaCO ₃)	mg/l	25	-	-	APHA 23 rd Ed.
14	Residual Free Chlorine	mg/l	ND [DL- 0.2]	0.2	1	IS:3025 (P-26)
15	Ammonical Nitrogen	mg/l	0.16	0.5	No Relaxation	IS:3025 (P-34)
16	Total Suspended Solids	mg/l	ND	-	-	IS:3025 (P-17)
17	Dissolved Oxygen	mg/l	6.2	-	-	IS:3025 (P-38)
18	Total Kjeldahl Nitrogen	mg/l	0.28	-	-	IS:3025 (P-34)
19	Sodium as Na	mg/l	18.30	-	-	APHA 23 rd Ed.
20	Potassium as K	mg/l	1.70	-	-	APHA 23 rd Ed.



TC-14814



(AUTHORISED SIGNATORY)
(RAVINDER MITTAL)

NOTE: The laboratory accepts the responsibility for content of report. The results contained in this test report related only to the sample tested. Test report shall not be reproduced except in full, without written approval of the laboratory. This report is intended only for your guidance and not for legal purpose or for advertisement. This report shall not be reproduced except in full without the written approval of the organization. Samples will be destroyed after 30 days from the date of issue of test certificate unless otherwise specified. Any complaints about the report should be communicated in writing within 7 days of issue of this report. Total liability of Nitya Laboratories is limited to the amount paid only. If you have any complaint/feedback regarding the sample collection/testing/test report, please send an email at info@nityalab.com and call at +91-191-2465597, +91-9672924693

Issued To M/s Indian Oil Corporation Limited
Bongaigaon Refinery)
Distt. Chirang-783 380, Assam, India

ULR No.: TC148142500004794F
Test Report Date: 05/08/2025

Analysis Report

Sr. No.	Parameters	Unit	Test Results	Requirement IS:10500		Protocol
				Desirable	Permissible	
21	Chemical Oxygen Demand as COD	mg/l	ND [DL- 10]	-	125	IS:3025 (P-58)
22	Biochemical Oxygen Demand as BOD	mg/l	ND [DL- 2]	-	-	IS:3025 (P-44)
23	Oil & Grease	mg/l	ND [DL- 2]	-	5.0	IS:3025 (P-39)
24	Aluminium as Al	mg/l	ND [DL- 0.01]	0.03	0.2	APHA 23 rd Ed.
25	Copper as Cu	mg/l	ND [DL- 0.05]	0.05	1.5	APHA 23 rd Ed.
26	Fluoride as F	mg/l	ND [DL- 0.1]	1.0	1.5	IS:3025 (P-60)
27	Iron (as Fe)	mg/l	ND	0.3	No Relaxation	APHA 23 rd Ed.
28	Manganese as Mn	mg/l	ND [DL- 0.05]	0.1	0.3	IS:3025 (P-59)
29	Phenolic Compounds	mg/l	ND [DL- 0.001]	0.001	0.002	IS:3025 (P-43)
30	Selenium as Se	mg/l	ND [DL- 0.005]	0.01	No Relaxation	IS:3025 (P-56)
31	Zinc as Zn	mg/l	0.09	5	15	APHA 23 rd Ed.
32	Mercury as Hg	mg/l	ND [DL-0.001]	0.001	No Relaxation	APHA 23 rd Ed.
33	Cadmium as Cd	mg/l	ND [DL- 0.001]	0.003	No Relaxation	APHA 23 rd Ed.
34	Arsenic as As	mg/l	ND [DL- 0.01]	0.01	0.05	APHA 23 rd Ed.
35	Lead as Pb	mg/l	ND [DL- 0.005]	0.01	No Relaxation	APHA 23 rd Ed.
36	Nickel as Ni	mg/l	ND [DL- 0.01]	0.02	No Relaxation	APHA 23 rd Ed.
37	Hexavalent Cr	mg/l	ND [DL- 0.05]	-	-	IS 3025(P-52)
38	Chromium as Cr	mg/l	ND [DL- 0.05]	0.05	No Relaxation	APHA 23 rd Ed.
39	PAH	mg/l	ND [DL- 0.0001]	0.0001	No Relaxation	APHA 23 rd Ed.
40	PCB	mg/l	[ND DL-0.0005]	0.0005	No Relaxation	USEPA 8270 D
41	E.coli*	MPN/100ml	Absent	Absent	Absent	IS 1622
42	Total Coliform*	MPN/100ml	Absent	Absent	Absent	IS 1622

(AUTHORISED SIGNATORY)
(RHYTHM BASSON*)



TC-14814

(AUTHORISED SIGNATORY)
(RAVINDER MITTAL)

NOTE: This laboratory accepts the responsibility for content of report. The results contained in this test report relate only to the sample tested. Test report shall not be reproduced except in full, without written approval of the laboratory. This report is intended only for your guidance and not for legal purpose or for advertisement. This report shall not be reproduced except in full without the written approval of this organization. Samples will be destroyed after 30 days from the date of issue of test certificate unless otherwise specified. Any complaints about this report should be communicated in writing within 7 days of issue of this report. Total liability of Nitya Laboratories is limited to the amount of fee charged. If you have any complaint/feedback regarding the sample collection/testing/test report, please send an email at info@nityalab.com and call at +91-191-2465597, +91-9879624993

CORPORATE OFFICE & CENTRAL LABORATORIES :-

9 PLOT NO. 118, CHURCH ROAD, BEHIND KALSIK VATIKA, BHAGAT SINGH COLONY, BALLABHGARH, FARIDABAD - 121004, HARYANA, INDIA

Issued To M/s Indian Oil Corporation Limited
Bongaigaon Refinery)
Distt. Chirang-783 380, Assam, India

Test Report No. : 202507240121
Test Report Date: 05/08/2025

Sample Particulars

Nature of the Sample : **Ground Water**
Sample Quantity & Packaging : 1 Liter, Pet Bottle
Sample Received at Lab : 28/07/2025
Test Started on : 28/07/2025
Test Completed : 04/08/2025
Method of Sampling : SOP/B/D-3
Date of Sampling : 26/07/2025
Place of Sampling : Township-01

Analysis Report

Sr. No.	Parameters	Unit	Test Results	Requirement IS:10500		Protocol
				Desirable	Permissible	
1	Taste	-	Agreeable	Agreeable	Agreeable	IS:3025 (P-7)
2	Odour	-	Agreeable	Agreeable	Agreeable	IS:3025 (P-5)
3	Silica as SiO ₂	mg/l	13.90	-	-	IS:3025 (P-35)
4	Phosphate as PO ₄	mg/l	0.10	-	-	IS:3025 (P-31)
5	Cyanide	mg/l	ND	-	-	APHA 23 rd Ed.
6	Vanadium as V	mg/l	ND	-	-	APHA 23 rd Ed.
7	Phosphorous	mg/l	0.18	-	-	IS:3025 (P-31)
8	Total Sulphide	mg/l	ND	-	-	IS:3025 (P-28)
PESTICIDE RESIDUE						
B	Trihalomethane's					
A	Bromoform	mg/l	ND [DL- 0.1]	0.1	No Relaxation	APHA 23 rd Ed.
B	Dibromochloromethane	mg/l	ND [DL- 0.1]	0.1	No Relaxation	APHA 23 rd Ed.
C	Bromodichloromethane	mg/l	ND [DL- 0.06]	0.06	No Relaxation	APHA 23 rd Ed.
D	Chloroform	mg/l	ND [DL- 0.2]	0.2	No Relaxation	APHA 23 rd Ed.


(AUTHORISED SIGNATORY)
(RAVINDER MITTAL)

NOTE: The laboratory accepts the responsibility for content of report. The results contained in this test report related only to the sample tested. Test report shall not be reproduced except in full, without written approval of the laboratory. This report is intended only for your guidance and not for legal purpose or for advertisement. This report shall not be reproduced except in full without the written approval of the organization. Samples will be destroyed after 30 days from the date of issue of test certificate unless otherwise specified. Any complaints about this report should be communicated in writing within 7 days of issue of this report. Total liability of Nitya Laboratories is limited to the amount of fee charged. If you have any complaint/feedback regarding the sample collection/testing/test report, please send an email at info@nityalab.com and call at +91-191-2465597, +91-9872824882

Issued To M/s Indian Oil Corporation Limited
Bongaigaon Refinery)
Distt. Chirang-783 380, Assam, India

ULR No.: TC148142500004790F
Test Report Date: 05/08/2025

Sample Particulars

Nature of the Sample	: Ground Water
Sample Quantity & Packaging	: 1 Liter, Pet Bottle
Sample Received at Lab	: 28/07/2025
Test Started on	: 28/07/2025
Test Completed	: 04/08/2025
Method of Sampling	: SOP/B/D-3
Date of Sampling	: 26/07/2025
Place of Sampling	: Township-02

Analysis Report

Sr. No.	Parameters	Unit	Test Results	Requirement IS:10500		Protocol
				Desirable	Permissible	
1	pH	-	7.24	6.5-8.5	6.5-8.5	IS:3025 (P-11)
2	Color	Hazen	<5	5	15	IS:3025 (P-4)
3	Temperature	°C	25.3	-	-	IS:3025 (P-9)
4	Turbidity	NTU	<1	1	5	APHA 23 rd Ed.
5	Electrical Conductivity	µS/cm	284.8	-	-	IS:3025 (P-14)
6	Total Dissolved Solids	mg/l	186	500	2000	IS:3025 (P-16)
7	Total Hardness as (CaCO ₃)	mg/l	96	200	600	IS:3025 (P-21)
8	Total Alkalinity as CaCO ₃	mg/l	78	200	600	IS:3025 (P-23)
9	Chlorides as Cl	mg/l	13.80	250	1000	IS:3025(P-32)
10	Sulphate as SO ₄	mg/l	11.40	200	400	APHA 23 rd Ed.
11	Nitrates as NO ₃	mg/l	0.07	45	No Relaxation	IS:3025 (P-34)
12	Ca Hardness as (CaCO ₃)	mg/l	70	-	-	IS:3025 (P-40)
13	Mg Hardness as (CaCO ₃)	mg/l	26	-	-	APHA 23 rd Ed.
14	Residual Free Chlorine	mg/l	ND [DL- 0.2]	0.2	1	IS:3025 (P-26)
15	Ammonical Nitrogen	mg/l	0.39	0.5	No Relaxation	IS:3025 (P-34)
16	Total Suspended Solids	mg/l	ND	-	-	IS:3025 (P-17)
17	Dissolved Oxygen	mg/l	6.2	-	-	IS:3025 (P-38)
18	Total Kjeldahl Nitrogen	mg/l	0.56	-	-	IS:3025 (P-34)
19	Sodium as Na	mg/l	16.80	-	-	APHA 23 rd Ed.
20	Potassium as K	mg/l	1.60	-	-	APHA 23 rd Ed.



TC-14814

(AUTHORISED SIGNATORY)
(RAVINDER MITTAL)

NOTE: The laboratory accepts the responsibility for content of report. The results contained in this test report relate only to the sample tested. Test report shall not be reproduced except in full, without written approval of the laboratory. This report is intended only for your guidance and not for legal purpose or for advertisement. This report shall not be reproduced except in full without the written approval of the organization. Samples will be destroyed after 30 days from the date of issue of test certificate unless otherwise specified. Any complaints about this report should be communicated in writing within 7 days of issue of this report. Total liability of Nitya Laboratories is limited to the amount paid only. If you have any complaint/feedback regarding the sample collection/testing/test report, please send an email at info@nityalab.com and call at +91-191-2465597, +91-9673826983

Issued To: **M/s Indian Oil Corporation Limited**
Bongaigaon Refinery)
Distt. Chirang-783 380, Assam, India

ULR No.: TC148142500004790F
Test Report Date: 05/06/2025

Analysis Report

Sr. No.	Parameters	Unit	Test Results	Requirement IS:10500		Protocol
				Desirab le	Permissible	
21	Chemical Oxygen Demand as COD	mg/l	ND [DL- 10]	-	125	IS:3025 (P-58)
22	Biochemical Oxygen Demand as BOD	mg/l	ND [DL- 2]	-	-	IS:3025 (P-44)
23	Oil & Grease	mg/l	ND [DL- 2]	-	5.0	IS:3025 (P-39)
24	Aluminium as Al	mg/l	ND [DL- 0.01]	0.03	0.2	APHA 23 rd Ed.
25	Copper as Cu	mg/l	ND [DL- 0.05]	0.05	1.5	APHA 23 rd Ed.
26	Fluoride as F	mg/l	ND [DL- 0.1]	1.0	1.5	IS:3025 (P-60)
27	Iron (as Fe)	mg/l	ND	0.3	No Relaxation	APHA 23 rd Ed.
28	Manganese as Mn	mg/l	ND [DL- 0.05]	0.1	0.3	IS:3025 (P-59)
29	Phenolic Compounds	mg/l	ND [DL- 0.001]	0.001	0.002	IS:3025 (P-43)
30	Selenium as Se	mg/l	ND [DL- 0.005]	0.01	No Relaxation	IS:3025 (P-56)
31	Zinc as Zn	mg/l	0.16	5	15	APHA 23 rd Ed.
32	Mercury as Hg	mg/l	ND [DL-0.001]	0.001	No Relaxation	APHA 23 rd Ed.
33	Cadmium as Cd	mg/l	ND [DL- 0.001]	0.003	No Relaxation	APHA 23 rd Ed.
34	Arsenic as As	mg/l	ND [DL- 0.01]	0.01	0.05	APHA 23 rd Ed.
35	Lead as Pb	mg/l	ND [DL- 0.005]	0.01	No Relaxation	APHA 23 rd Ed.
36	Nickel as Ni	mg/l	ND [DL- 0.01]	0.02	No Relaxation	APHA 23 rd Ed.
37	Hexavalent Cr	mg/l	ND [DL- 0.05]	-	-	IS 3025(P-52)
38	Chromium as Cr	mg/l	ND [DL- 0.05]	0.05	No Relaxation	APHA 23 rd Ed.
39	PAH	mg/l	ND [DL- 0.0001]	0.0001	No Relaxation	APHA 23 rd Ed.
40	PCB	mg/l	[ND DL-0.0005]	0.0005	No Relaxation	USEPA 8270 D
41	E. coli*	MPN/100ml	Absent	Absent	Absent	IS 1622
42	Total Coliform*	MPN/100ml	Absent	Absent	Absent	IS 1622

(AUTHORISED SIGNATORY)
(RHYTHM BASSON*)



TC-14814

(AUTHORISED SIGNATORY)
(RAVINDER MITTAL)

NOTE: The laboratory accepts the responsibility for content of report. The results contained in this test report related only to the sample tested. Test report shall not be reproduced except in full, without written approval of the laboratory. This report is intended only for your guidance and not for legal purpose or for advertisement. This report shall not be reproduced except in full without the written approval of this organization. Samples will be destroyed after 30 days from the date of issue of test certificate unless otherwise specified. Any complaints about the report should be communicated in writing within 7 days of issue of this report. Total liability of Nitya Laboratories is limited to the amount paid only. If you have any complaint/feedback regarding the sample collection/testing/test report, please send an email at info@nityalab.com and call at +91-191-2465597, +91-9872820853

Issued To M/s Indian Oil Corporation Limited
Bongaigaon Refinery)
Distt. Chirang-783 380, Assam, India

Test Report No. : 202507240122
Test Report Date: 05/08/2025

Sample Particulars

Nature of the Sample : **Ground Water**
Sample Quantity & Packaging : 1 Liter, Pet Bottle
Sample Received at Lab : 28/07/2025
Test Started on : 28/07/2025
Test Completed : 04/08/2025
Method of Sampling : SOP/B/D-3
Date of Sampling : 28/07/2025
Place of Sampling : Township-02

Analysis Report

Sr. No.	Parameters	Unit	Test Results	Requirement IS:10500		Protocol
				Desirable	Permissible	
1	Taste	-	Agreeable	Agreeable	Agreeable	IS:3025 (P-7)
2	Odour	-	Agreeable	Agreeable	Agreeable	IS:3025 (P-5)
3	Silica as SiO ₂	mg/l	13.50	-	-	IS:3025 (P-35)
4	Phosphate as PO ₄	mg/l	0.12	-	-	IS:3025 (P-31)
5	Cyanide	mg/l	ND	-	-	APHA 23 rd Ed.
6	Vanadium as V	mg/l	ND	-	-	APHA 23 rd Ed.
7	Phosphorous	mg/l	0.18	-	-	IS:3025 (P-31)
8	Total Sulphide	mg/l	ND	-	-	IS:3025 (P-29)
PESTICIDE RESIDUE						
B	Trihalomethane's					
A	Bromoform	mg/l	ND [DL- 0.1]	0.1	No Relaxation	APHA 23 rd Ed.
B	Dibromochloromethane	mg/l	ND [DL- 0.1]	0.1	No Relaxation	APHA 23 rd Ed.
C	Bromodichloromethane	mg/l	ND [DL- 0.06]	0.06	No Relaxation	APHA 23 rd Ed.
D	Chloroform	mg/l	ND [DL- 0.2]	0.2	No Relaxation	APHA 23 rd Ed.


(AUTHORISED SIGNATORY)
(RAVINDER MITTAL)

NOTE: The laboratory accepts the responsibility for content of report. The results contained in this test report related only to the sample tested. Test report shall not be reproduced except in full, without written approval of the laboratory. This report is intended only for your guidance and not for legal purpose or for advertisement. This report shall not be reproduced except in full without the written approval of this organization. Samples will be destroyed after 30 days from the date of issue of test certificate unless otherwise specified. Any complaints about this report should be communicated in writing within 7 days of issue of this report. Total liability of Nitya Laboratories is limited to the amount only. If you have any complaint/feedback regarding the sample collection/testing/test report, please send an email at info@nityalab.com and call at +91-191-2465597, +91-9873824293

Issued To M/s Indian Oil Corporation Limited
Bongaigaon Refinery)
Distt. Chirang-783 380, Assam, India

ULR No.: TC148142500004795F
Test Report Date: 05/08/2025

Sample Particulars

Nature of the Sample	: Ground Water
Sample Quantity & Packaging	: 1 Liter, Pet Bottle
Sample Received at Lab	: 28/07/2025
Test Started on	: 28/07/2025
Test Completed	: 04/08/2025
Method of Sampling	: SOP/B/D-3
Date of Sampling	: 26/07/2025
Place of Sampling	: Township-04

Analysis Report

Sr. No.	Parameters	Unit	Test Results	Requirement IS:10500		Protocol
				Desirable	Permissible	
1	pH	-	7.14	6.5-8.5	6.5-8.5	IS:3025 (P-11)
2	Color	Hazen	<5	5	15	IS:3025 (P-4)
3	Temperature	°C	25.6	-	-	IS:3025 (P-9)
4	Turbidity	NTU	<1	1	5	APHA 23 rd Ed.
5	Electrical Conductivity	µS/cm	218	-	-	IS:3025 (P-14)
6	Total Dissolved Solids	mg/l	142	500	2000	IS:3025 (P-16)
7	Total Hardness as (CaCO ₃)	mg/l	80	200	600	IS:3025 (P-21)
8	Total Alkalinity as CaCO ₃	mg/l	64	200	600	IS:3025 (P-23)
9	Chlorides as Cl	mg/l	10	250	1000	IS:3025(P-32)
10	Sulphate as SO ₄	mg/l	9.06	200	400	APHA 23 rd Ed.
11	Nitrates as NO ₃	mg/l	ND	45	No Relaxation	IS:3025 (P-34)
12	Ca Hardness as (CaCO ₃)	mg/l	50	-	-	IS:3025 (P-40)
13	Mg Hardness as (CaCO ₃)	mg/l	30	-	-	APHA 23 rd Ed.
14	Residual Free Chlorine	mg/l	ND [DL- 0.2]	0.2	1	IS:3025 (P-26)
15	Ammonical Nitrogen	mg/l	ND	0.5	No Relaxation	IS:3025 (P-34)
16	Total Suspended Solids	mg/l	ND	-	-	IS:3025 (P-17)
17	Dissolved Oxygen	mg/l	6.2	-	-	IS:3025 (P-36)
18	Total Kjeldahl Nitrogen	mg/l	ND	-	-	IS:3025 (P-34)
19	Sodium as Na	mg/l	18.70	-	-	APHA 23 rd Ed.
20	Potassium as K	mg/l	1.90	-	-	APHA 23 rd Ed.



TC-14814

NITYA LABORATORIES
Authorized
(AUTHORISED SIGNATORY)
(RAVINDER MITTAL)

NOTE: The laboratory accepts the responsibility for content of report. The results contained in this test report related only to the sample tested. Test report shall not be reproduced except in full, without written approval of the laboratory. This report is intended only for your guidance and not for legal purpose or for advertisement. This report shall not be reproduced except in full without the written approval of this organization. Samples will be destroyed after 30 days from the date of issue of test certificate unless otherwise specified. Any complaints about this report should be communicated in writing within 7 days of issue of this report. Total liability of Nitya Laboratories is limited to the amount of fee charged for the test. If you have any complaint/feedback regarding the sample collection/testing/test report, please send an email at info@nityalab.com and call at +91-191-2465597, +91-9872924090

Issued To **M/s Indian Oil Corporation Limited**
Bongaigaon Refinery)
Distt. Chirang-783 380, Assam, India

ULR No.: TC148142500004795F
Test Report Date: 05/08/2025

Analysis Report

Sr. No.	Parameters	Unit	Test Results	Requirement IS:10500		Protocol
				Desirab le	Permissible	
21	Chemical Oxygen Demand as COD	mg/l	ND [DL- 10]	-	125	IS:3025 (P-58)
22	Biochemical Oxygen Demand as BOD	mg/l	ND [DL- 2]	-	-	IS:3025 (P-44)
23	Oil & Grease	mg/l	ND [DL- 2]	-	5.0	IS:3025 (P-39)
24	Aluminium as Al	mg/l	ND [DL- 0.01]	0.03	0.2	APHA 23 rd Ed.
25	Copper as Cu	mg/l	ND [DL- 0.05]	0.05	1.5	APHA 23 rd Ed.
26	Fluoride as F	mg/l	ND [DL- 0.1]	1.0	1.5	IS:3025 (P-60)
27	Iron (as Fe)	mg/l	ND	0.3	No Relaxation	APHA 23 rd Ed.
28	Manganese as Mn	mg/l	ND [DL- 0.05]	0.1	0.3	IS:3025 (P-59)
29	Phenolic Compounds	mg/l	ND [DL- 0.001]	0.001	0.002	IS:3025 (P-43)
30	Selenium as Se	mg/l	ND [DL- 0.005]	0.01	No Relaxation	IS:3025 (P-55)
31	Zinc as Zn	mg/l	0.14	5	15	APHA 23 rd Ed.
32	Mercury as Hg	mg/l	ND [DL-0.001]	0.001	No Relaxation	APHA 23 rd Ed.
33	Cadmium as Cd	mg/l	ND [DL- 0.001]	0.003	No Relaxation	APHA 23 rd Ed.
34	Arsenic as As	mg/l	ND [DL- 0.01]	0.01	0.05	APHA 23 rd Ed.
35	Lead as Pb	mg/l	ND [DL- 0.005]	0.01	No Relaxation	APHA 23 rd Ed.
36	Nickel as Ni	mg/l	ND [DL- 0.01]	0.02	No Relaxation	APHA 23 rd Ed.
37	Hexavalent Cr	mg/l	ND [DL- 0.05]	-	-	IS 3025(P-52)
38	Chromium as Cr	mg/l	ND [DL- 0.05]	0.05	No Relaxation	APHA 23 rd Ed.
39	PAH	mg/l	ND [DL- 0.0001]	0.0001	No Relaxation	APHA 23 rd Ed.
40	PCB	mg/l	[ND DL-0.0005]	0.0005	No Relaxation	USEPA 8270 D
41	E.coli*	MPN/100ml	Absent	Absent	Absent	IS 1622
42	Total Coliform*	MPN/100ml	Absent	Absent	Absent	IS 1622

(AUTHORISED SIGNATORY)
(RHYTHM BASSON*)



TC-14814

(AUTHORISED SIGNATORY)
(RAVINDER MITTAL)

NOTE: The laboratory accepts the responsibility for content of report. The results contained in this test report related only to the sample tested. Test report shall not be reproduced except in full without written approval of the laboratory. This report is intended only for your guidance and not for legal purpose or for advertisement. This report shall not be reproduced except in full without the written approval of this organization. Samples will be destroyed after 30 days from the date of issue of test certificate unless otherwise specified. Any complaints about this report should be communicated in writing within 7 days of issue of this report. Total liability of Nitya Laboratories is limited to the amount paid only. If you have any complaint/feedback regarding the sample collection/testing/test report, please send an email at info@nityalab.com and call at +91-191-2465597, +91-9673034090

Issued To M/s Indian Oil Corporation Limited
Bongaigaon Refinery)
Distt. Chirang-783 380, Assam, India

Test Report No. : 202507240123
Test Report Date: 05/08/2025

Sample Particulars

Nature of the Sample : **Ground Water**
Sample Quantity & Packaging : 1 Liter, Pet Bottle
Sample Received at Lab : 28/07/2025
Test Started on : 28/07/2025
Test Completed : 04/08/2025
Method of Sampling : SOP/B/D-3
Date of Sampling : 26/07/2025
Place of Sampling : Township-04

Analysis Report

Sr. No.	Parameters	Unit	Test Results	Requirement IS:10500		Protocol
				Desirable	Permissible	
1	Taste	-	Agreeable	Agreeable	Agreeable	IS-3025 (P-7)
2	Odour	-	Agreeable	Agreeable	Agreeable	IS:3025 (P-5)
3	Silica as SiO ₂	mg/l	18.20	-	-	IS:3025 (P-35)
4	Phosphate as PO ₄	mg/l	0.16	-	-	IS:3025 (P-31)
5	Cyanide	mg/l	ND	-	-	APHA 23 rd Ed.
6	Vanadium as V	mg/l	ND	-	-	APHA 23 rd Ed.
7	Phosphorous	mg/l	0.26	-	-	IS:3025 (P-31)
8	Total Sulphide	mg/l	ND	-	-	IS:3025 (P-29)
PESTICIDE RESIDUE						
8	Trihalomethane's					
A	Bromoform	mg/l	ND [DL- 0.1]	0.1	No Relaxation	APHA 23 rd Ed.
B	Dibromochloromethane	mg/l	ND [DL- 0.1]	0.1	No Relaxation	APHA 23 rd Ed.
C	Bromodichloromethane	mg/l	ND [DL- 0.06]	0.06	No Relaxation	APHA 23 rd Ed.
D	Chloroform	mg/l	ND [DL- 0.2]	0.2	No Relaxation	APHA 23 rd Ed.


(AUTHORISED SIGNATORY)
(RAVINDER MITTAL)

NOTE: The laboratory accepts the responsibility for content of report. The results contained in this test report related only to the sample tested. Test report shall not be reproduced except in full, without written approval of the laboratory. This report is intended only for your guidance and not for legal purpose or for advertisement. This report shall not be reproduced except in full without the written approval of this organization. Samples will be destroyed after 30 days from the date of issue of test certificate unless otherwise specified. Any complaints about this report should be communicated in writing within 7 days of issue of this report. Total liability of Nitya Laboratories is limited to the amount of fee only. If you have any complaint/feedback regarding the sample collection/testing/test report, please send an email at info@nityalab.com and call at +91-191-2465597, +91-9873924093

Issued To M/s Indian Oil Corporation Limited
Bongaigaon Refinery)
Distt. Chirang-783 380, Assam, India

ULR No.: TC148142500004792F
Test Report Date: 05/08/2025

Sample Particulars

Nature of the Sample : **Ground Water**
Sample Quantity & Packaging : 1 Liter, Pet Bottle
Sample Received at Lab : 28/07/2025
Test Started on : 28/07/2025
Test Completed : 04/08/2025
Method of Sampling : SOP/B/D-3
Date of Sampling : 26/07/2025
Place of Sampling : Township-06

Analysis Report

Sr. No.	Parameters	Unit	Test Results	Requirement IS:10500		Protocol
				Desirable	Permissible	
1	pH	-	7.16	6.5-8.5	6.5-8.5	IS:3025 (P-11)
2	Color	Hazen	<5	5	15	IS:3025 (P-4)
3	Temperature	°C	26.5	-	-	IS:3025 (P-9)
4	Turbidity	NTU	<1	1	5	APHA 23 rd Ed.
5	Electrical Conductivity	µc/cm	224.6	-	-	IS:3025 (P-14)
6	Total Dissolved Solids	mg/l	146	500	2000	IS:3025 (P-16)
7	Total Hardness as (CaCO ₃)	mg/l	80	200	600	IS:3025 (P-21)
8	Total Alkalinity as CaCO ₃	mg/l	72	200	600	IS:3025 (P-23)
9	Chlorides as Cl	mg/l	16	250	1000	IS:3025(P-32)
10	Sulphate as SO ₄	mg/l	10.30	200	400	APHA 23 rd Ed.
11	Nitrates as NO ₃	mg/l	0.16	45	No Relaxation	IS:3025 (P-34)
12	Ca Hardness as (CaCO ₃)	mg/l	50	-	-	IS:3025 (P-40)
13	Mg Hardness as (CaCO ₃)	mg/l	30	-	-	APHA 23 rd Ed.
14	Residual Free Chlorine	mg/l	ND [DL- 0.2]	0.2	1	IS:3025 (P-26)
15	Ammonical Nitrogen	mg/l	ND	0.5	No Relaxation	IS:3025 (P-34)
16	Total Suspended Solids	mg/l	ND	-	-	IS:3025 (P-17)
17	Dissolved Oxygen	mg/l	6.2	-	-	IS:3025 (P-38)
18	Total Kjeldahl Nitrogen	mg/l	0.28	-	-	IS:3025 (P-34)
19	Sodium as Na	mg/l	17.50	-	-	APHA 23 rd Ed.
20	Potassium as K	mg/l	1.84	-	-	APHA 23 rd Ed.



TC-14814

NITYA LABORATORIES
Authorized
(AUTHORISED SIGNATORY)
(RAVINDER MITTAL)

NOTE: The laboratory accepts the responsibility for content of report. The results contained in this test report related only to the sample tested. Test report shall not be reproduced except in full, without written approval of the laboratory. This report is intended only for your guidance and not for legal purpose or for advertisement. This report shall not be reproduced except in full without the written approval of this organization. Samples will be destroyed after 30 days from the date of issue of test certificate unless otherwise specified. Any complaints about this report should be communicated in writing within 7 days of issue of this report. Total liability of Nitya Laboratories is limited to the amount paid only. If you have any complaint/feedback regarding the sample collection/testing/test report, please send an email at info@nityalab.com and call at +91-191-2465597, +91-9872824883

Issued To **M/s Indian Oil Corporation Limited**
Bongaigaon Refinery)
Distt. Chirang-783 380, Assam, India

ULR No.: TC148142500004792F
Test Report Date: 05/08/2025

Analysis Report

Sr. No.	Parameters	Unit	Test Results	Requirement IS:10500		Protocol
				Desirable	Permissible	
21	Chemical Oxygen Demand as COD	mg/l	ND [DL- 10]	-	125	IS:3025 (P-58)
22	Biochemical Oxygen Demand as BOD	mg/l	ND [DL- 2]	-	-	IS:3025 (P-44)
23	Oil & Grease	mg/l	ND [DL- 2]	-	5.0	IS:3025 (P-39)
24	Aluminium as Al	mg/l	ND [DL- 0.01]	0.03	0.2	APHA 23 rd Ed.
25	Copper as Cu	mg/l	ND [DL- 0.05]	0.05	1.5	APHA 23 rd Ed.
26	Fluoride as F	mg/l	ND [DL- 0.1]	1.0	1.5	IS:3025 (P-60)
27	Iron (as Fe)	mg/l	ND	0.3	No Relaxation	APHA 23 rd Ed.
28	Manganese as Mn	mg/l	ND [DL- 0.05]	0.1	0.3	IS:3025 (P-59)
29	Phenolic Compounds	mg/l	ND [DL- 0.001]	0.001	0.002	IS:3025 (P-43)
30	Selenium as Se	mg/l	ND [DL- 0.005]	0.01	No Relaxation	IS:3025 (P-56)
31	Zinc as Zn	mg/l	0.19	5	15	APHA 23 rd Ed.
32	Mercury as Hg	mg/l	ND [DL-0.001]	0.001	No Relaxation	APHA 23 rd Ed.
33	Cadmium as Cd	mg/l	ND [DL- 0.001]	0.003	No Relaxation	APHA 23 rd Ed.
34	Arsenic as As	mg/l	ND [DL- 0.01]	0.01	0.05	APHA 23 rd Ed.
35	Lead as Pb	mg/l	ND [DL- 0.005]	0.01	No Relaxation	APHA 23 rd Ed.
36	Nickel as Ni	mg/l	ND [DL- 0.01]	0.02	No Relaxation	APHA 23 rd Ed.
37	Hexavalent Cr	mg/l	ND [DL- 0.05]	-	-	IS 3025(P-52)
38	Chromium as Cr	mg/l	ND [DL- 0.05]	0.05	No Relaxation	APHA 23 rd Ed.
39	PAH	mg/l	ND [DL- 0.0001]	0.0001	No Relaxation	APHA 23 rd Ed.
40	PCB	mg/l	[ND DL-0.0005]	0.0005	No Relaxation	USEPA 8270 D
41	E.coli*	MPN/100ml	Absent	Absent	Absent	IS 1622
42	Total Coliform*	MPN/100ml	Absent	Absent	Absent	IS 1622

(AUTHORISED SIGNATORY)
(RHYTHM BASSON*)



TC-14814

(AUTHORISED SIGNATORY)
(RAVINDER MITTAL)

NOTE: The laboratory accepts the responsibility for content of report. The results contained in this test report relate only to the sample tested. Test report shall not be reproduced except in full, without written approval of the laboratory. This report is intended only for your guidance and not for legal purpose or for advertisement. This report shall not be reproduced except in full without the written approval of the organization. Samples will be destroyed after 30 days from the date of issue of test certificate unless otherwise specified. Any complaints about this report should be communicated in writing within 7 days of issue of this report. Total liability of Nitya Laboratories is limited to the amount only. If you have any complaint/feedback regarding the sample collection/testing/test report, please send an email at info@nityalab.com and call at +91-191-2465597, +91-9873524293

Issued To M/s Indian Oil Corporation Limited
Bongaigaon Refinery)
Distt. Chirang-783 380, Assam, India

Test Report No. : 202507240124
Test Report Date: 05/08/2025

Sample Particulars

Nature of the Sample : **Ground Water**
Sample Quantity & Packaging : 1 Liter, Pet Bottle
Sample Received at Lab : 28/07/2025
Test Started on : 28/07/2025
Test Completed : 04/08/2025
Method of Sampling : SOP/B/D-3
Date of Sampling : 26/07/2025
Place of Sampling : Township-06

Analysis Report

Sr. No.	Parameters	Unit	Test Results	Requirement IS:10500		Protocol
				Desirable	Permissible	
1	Taste	-	Agreeable	Agreeable	Agreeable	IS:3025 (P-7)
2	Odour	-	Agreeable	Agreeable	Agreeable	IS:3025 (P-5)
3	Silica as SiO ₂	mg/l	14.80	-	-	IS:3025 (P-35)
4	Phosphate as PO ₄	mg/l	0.11	-	-	IS:3025 (P-31)
5	Cyanide	mg/l	ND	-	-	APHA 23 rd Ed.
6	Vanadium as V	mg/l	ND	-	-	APHA 23 rd Ed.
7	Phosphorous	mg/l	0.22	-	-	IS:3025 (P-31)
8	Total Sulphide	mg/l	ND	-	-	IS:3025 (P-29)
PESTICIDE RESIDUE						
8	Trihalomethane's					
A	Bromoform	mg/l	ND [DL- 0.1]	0.1	No Relaxation	APHA 23 rd Ed.
B	Dibromochloromethane	mg/l	ND [DL- 0.1]	0.1	No Relaxation	APHA 23 rd Ed.
C	Bromodichloromethane	mg/l	ND [DL- 0.06]	0.06	No Relaxation	APHA 23 rd Ed.
D	Chloroform	mg/l	ND [DL- 0.2]	0.2	No Relaxation	APHA 23 rd Ed.


(AUTHORISED SIGNATORY)
(RAVINDER MITTAL)

NOTE: This laboratory accepts the responsibility for content of report. The results contained in this test report related only to the sample tested. Test report shall not be reproduced except in full, without written approval of the laboratory. This report is intended only for your guidance and not for legal purpose or for advertisement. This report shall not be reproduced except in full without the written approval of this organization. Samples will be destroyed after 30 days from the date of issue of test certificate unless otherwise specified. Any complaints about this report should be communicated in writing within 7 days of issue of this report. Total liability of Nitya Laboratories is limited to the amount paid only. If you have any complaint/feedback regarding the sample collection/testing/test report, please send an email at info@nityalab.com and call at +91-191-2465597, +91-9873624692

Issued To M/s Indian Oil Corporation Limited
Bongaigaon Refinery)
Distt. Chirang-783 380, Assam, India

ULR No.: TC148142500004796F
Test Report Date: 05/08/2025

Sample Particulars

Nature of the Sample : **Ground Water**
Sample Quantity & Packaging : 1 Liter, Pet Bottle
Sample Received at Lab : 28/07/2025
Test Started on : 28/07/2025
Test Completed : 04/08/2025
Method of Sampling : SOP/B/D-3
Date of Sampling : 26/07/2025
Place of Sampling : Township-08

Analysis Report

Sr. No.	Parameters	Unit	Test Results	Requirement IS:10500		Protocol
				Desirable	Permissible	
1	pH	-	7.15	6.5-8.5	6.5-8.5	IS:3025 (P-11)
2	Color	Hazen	<5	5	15	IS:3025 (P-4)
3	Temperature	°C	25.4	-	-	IS:3025 (P-9)
4	Turbidity	NTU	<1	1	5	APHA 23 rd Ed.
5	Electrical Conductivity	µc/cm	209	-	-	IS:3025 (P-14)
6	Total Dissolved Solids	mg/l	136	500	2000	IS:3025 (P-16)
7	Total Hardness as (CaCO ₃)	mg/l	76	200	600	IS:3025 (P-21)
8	Total Alkalinity as CaCO ₃	mg/l	56	200	600	IS:3025 (P-23)
9	Chlorides as Cl	mg/l	18	250	1000	IS:3025(P-32)
10	Sulphate as SO ₄	mg/l	9.50	200	400	APHA 23 rd Ed.
11	Nitrates as NO ₃	mg/l	0.16	45	No Relaxation	IS:3025 (P-34)
12	Ca Hardness as (CaCO ₃)	mg/l	40	-	-	IS:3025 (P-40)
13	Mg Hardness as (CaCO ₃)	mg/l	36	-	-	APHA 23 rd Ed.
14	Residual Free Chlorine	mg/l	ND [DL- 0.2]	0.2	1	IS:3025 (P-26)
15	Ammonical Nitrogen	mg/l	ND	0.5	No Relaxation	IS:3025 (P-34)
16	Total Suspended Solids	mg/l	ND	-	-	IS:3025 (P-17)
17	Dissolved Oxygen	mg/l	5.7	-	-	IS:3025 (P-38)
18	Total Kjeldahl Nitrogen	mg/l	ND	-	-	IS:3025 (P-34)
19	Sodium as Na	mg/l	16.20	-	-	APHA 23 rd Ed.
20	Potassium as K	mg/l	1.70	-	-	APHA 23 rd Ed.



NOTE: The laboratory accepts the responsibility for content of report. The results contained in this test report relate only to the sample tested. Test report shall not be reproduced except in full, without written approval of the laboratory. This report is intended only for your guidance and not for legal purpose or for advertisement. This report shall not be reproduced except in full without the written approval of this organization. Samples will be destroyed after 30 days from the date of issue of test certificate unless otherwise specified. Any complaints about this report should be communicated in writing within 7 days of issue of this report. Total liability of Nitya Laboratories is limited to the amount only. If you have any complaint/feedback regarding the sample collection/testing/test report, please send an email at info@nityalab.com and call at +91-191-2465597, +91-9873924293

Issued To **M/s Indian Oil Corporation Limited**
Bongaigaon Refinery)
Distt. Chirang-783 380, Assam, India

ULR No.: TC148142500004796F
Test Report Date: 05/06/2025

Analysis Report

Sr. No.	Parameters	Unit	Test Results	Requirement IS:10500		Protocol
				Desirable	Permissible	
21	Chemical Oxygen Demand as COD	mg/l	ND [DL- 10]	-	125	IS:3025 (P-58)
22	Biochemical Oxygen Demand as BOD	mg/l	ND [DL- 2]	-	-	IS:3025 (P-44)
23	Oil & Grease	mg/l	ND [DL- 2]	-	5.0	IS:3025 (P-39)
24	Aluminium as Al	mg/l	ND [DL- 0.01]	0.03	0.2	APHA 23 rd Ed.
25	Copper as Cu	mg/l	ND [DL- 0.05]	0.05	1.5	APHA 23 rd Ed.
26	Fluoride as F	mg/l	ND [DL- 0.1]	1.0	1.5	IS:3025 (P-60)
27	Iron (as Fe)	mg/l	ND	0.3	No Relaxation	APHA 23 rd Ed.
28	Manganese as Mn	mg/l	ND [DL- 0.05]	0.1	0.3	IS:3025 (P-59)
29	Phenolic Compounds	mg/l	ND [DL- 0.001]	0.001	0.002	IS:3025 (P-43)
30	Selenium as Se	mg/l	ND [DL- 0.005]	0.01	No Relaxation	IS:3025 (P-56)
31	Zinc as Zn	mg/l	0.10	5	15	APHA 23 rd Ed.
32	Mercury as Hg	mg/l	ND [DL-0.001]	0.001	No Relaxation	APHA 23 rd Ed.
33	Cadmium as Cd	mg/l	ND [DL- 0.001]	0.003	No Relaxation	APHA 23 rd Ed.
34	Arsenic as As	mg/l	ND [DL- 0.01]	0.01	0.05	APHA 23 rd Ed.
35	Lead as Pb	mg/l	ND [DL- 0.005]	0.01	No Relaxation	APHA 23 rd Ed.
36	Nickel as Ni	mg/l	ND [DL- 0.01]	0.02	No Relaxation	APHA 23 rd Ed.
37	Hexavalent Cr	mg/l	ND [DL- 0.05]	-	-	IS 3025(P-52)
38	Chromium as Cr	mg/l	ND [DL- 0.05]	0.05	No Relaxation	APHA 23 rd Ed.
39	PAH	mg/l	ND [DL- 0.0001]	0.0001	No Relaxation	APHA 23 rd Ed.
40	PCB	mg/l	[ND DL-0.0005]	0.0005	No Relaxation	USEPA 8270 D
41	E.coli*	MPN/100ml	Absent	Absent	Absent	IS 1622
42	Total Coliform*	MPN/100ml	Absent	Absent	Absent	IS 1622

(AUTHORISED SIGNATORY)
(RHYTHM BASSON*)



TC-14814

(AUTHORISED SIGNATORY)
(RAVINDER MITTAL)

NOTE: The laboratory accepts the responsibility for content of report. The results contained in this test report related only to the sample tested. Test report shall not be reproduced except in full, without written approval of the laboratory. This report is intended only for your guidance and not for legal purpose or for advertisement. This report shall not be reproduced except in full without the written approval of this organization. Samples will be destroyed after 30 days from the date of issue of test certificate unless otherwise specified. Any complaints about this report should be communicated in writing within 7 days of issue of this report. Total liability of Nitya Laboratories is limited to the amount paid only. If you have any complaint/feedback regarding the sample collection/testing/report, please send an email at info@nityalab.com and call at +91-191-2465597, +91-8873824093

Issued To M/s Indian Oil Corporation Limited
Bongaigaon Refinery)
Distt. Chirang-783 380, Assam, India

Test Report No. : 202507240125
Test Report Date: 05/08/2025

Sample Particulars

Nature of the Sample : **Ground Water**
Sample Quantity & Packaging : 1 Liter, Pet Bottle
Sample Received at Lab : 28/07/2025
Test Started on : 28/07/2025
Test Completed : 04/08/2025
Method of Sampling : SOP/B/D-3
Date of Sampling : 26/07/2025
Place of Sampling : Township-08

Analysis Report

Sr. No.	Parameters	Unit	Test Results	Requirement IS:10500		Protocol
				Desirable	Permissible	
1	Taste	-	Agreeable	Agreeable	Agreeable	IS:3025 (P-7)
2	Odour	-	Agreeable	Agreeable	Agreeable	IS:3025 (P-5)
3	Silica as SiO ₂	mg/l	18.50	-	-	IS:3025 (P-35)
4	Phosphate as PO ₄	mg/l	ND	-	-	IS:3025 (P-31)
5	Cyanide	mg/l	ND	-	-	APHA 23 rd Ed.
6	Vanadium as V	mg/l	ND	-	-	APHA 23 rd Ed.
7	Phosphorous	mg/l	0.16	-	-	IS:3025 (P-31)
8	Total Sulphide	mg/l	ND	-	-	IS:3025 (P-29)
PESTICIDE RESIDUE						
8	Trihalomethane's					
A	Bromoform	mg/l	ND [DL- 0.1]	0.1	No Relaxation	APHA 23 rd Ed.
B	Dibromochloromethane	mg/l	ND [DL- 0.1]	0.1	No Relaxation	APHA 23 rd Ed.
C	Bromodichloromethane	mg/l	ND [DL- 0.06]	0.06	No Relaxation	APHA 23 rd Ed.
D	Chloroform	mg/l	ND [DL- 0.2]	0.2	No Relaxation	APHA 23 rd Ed.


(AUTHORISED SIGNATORY)
(RAVINDER MITTAL)

NOTE: The laboratory accepts the responsibility for content of report. The results contained in this test report related only to the sample tested. Test report shall not be reproduced except in full, without written approval of the laboratory. This report is intended only for your guidance and not for legal purpose or for advertisement. This report shall not be reproduced except in full without the written approval of this organization. Samples will be destroyed after 30 days from the date of issue of test certificate unless otherwise specified. Any complaints about this report should be communicated in writing within 7 days of issue of this report. Total liability of Nitya Laboratories is limited to the amount only. If you have any complaint/feedback regarding the sample collection/testing/test report, please send an email at info@nityyalab.com and call at +91-191-2465597, +91-9873934093

BUILDING & ROAD, MATERIAL, SOIL, ENVIRONMENTAL & CALIBRATION TESTING LAB

43

Issued To M/s Indian Oil Corporation Limited
Bongalgaon Refinery)
Distt. Chirang-783 380, Assam, India

ULR No.: TC14814250004793F
Test Report Date: 05/08/2025

Sample Particulars

Nature of the Sample : **Ground Water**
Sample Quantity & Packaging : 1 Liter, Pet Bottle
Sample Received at Lab : 28/07/2025
Test Started on : 28/07/2025
Test Completed : 04/08/2025
Method of Sampling : SOP/B/D-3
Date of Sampling : 24/07/2025
Place of Sampling : Township-11

Analysis Report

Sr. No.	Parameters	Unit	Test Results	Requirement IS:10500		Protocol
				Desirable	Permissible	
1	pH	-	7.31	6.5-8.5	6.5-8.5	IS:3025 (P-11)
2	Color	Hazen	<5	5	15	IS:3025 (P-4)
3	Temperature	°C	25.9	-	-	IS:3025 (P-9)
4	Turbidity	NTU	<1	1	5	APHA 23 rd Ed.
5	Electrical Conductivity	µs/cm	227.6	-	-	IS:3025 (P-14)
6	Total Dissolved Solids	mg/l	148	500	2000	IS:3025 (P-16)
7	Total Hardness as (CaCO ₃)	mg/l	100	200	600	IS:3025 (P-21)
8	Total Alkalinity as CaCO ₃	mg/l	90	200	600	IS:3025 (P-23)
9	Chlorides as Cl	mg/l	18.20	250	1000	IS:3025(P-32)
10	Sulphate as SO ₄	mg/l	8.50	200	400	APHA 23 rd Ed.
11	Nitrates as NO ₃	mg/l	0.06	45	No Relaxation	IS:3025 (P-34)
12	Ca Hardness as (CaCO ₃)	mg/l	60	-	-	IS:3025 (P-40)
13	Mg Hardness as (CaCO ₃)	mg/l	40	-	-	APHA 23 rd Ed.
14	Residual Free Chlorine	mg/l	ND [DL- 0.2]	0.2	1	IS:3025 (P-26)
15	Ammonical Nitrogen	mg/l	ND	0.5	No Relaxation	IS:3025 (P-34)
16	Total Suspended Solids	mg/l	ND	-	-	IS:3025 (P-17)
17	Dissolved Oxygen	mg/l	5.7	-	-	IS:3025 (P-38)
18	Total Kjeldahl Nitrogen	mg/l	ND	-	-	IS:3025 (P-34)
19	Sodium as Na	mg/l	15.60	-	-	APHA 23 rd Ed.
20	Potassium as K	mg/l	1.80	-	-	APHA 23 rd Ed.



TC-14814

NITYA LABORATORIES
Authorized
(AUTHORISED SIGNATORY)
(RAVINDER MITTAL)

NOTE: The laboratory accepts the responsibility for content of report. The results contained in this test report related only to the sample tested. Test report shall not be reproduced except in full, without written approval of the laboratory. This report is intended only for your guidance and not for legal purpose or for advertisement. This report shall not be reproduced except in full without the written approval of this organization. Samples will be destroyed after 30 days from the date of issue of test certificate unless otherwise specified. Any complaints about this report should be communicated in writing within 7 days of issue of this report. Total liability of Nitya Laboratories is limited to the amount of fee charged. If you have any complaint/feedback regarding the sample collection/testing/test report, please send an email at info@nityalab.com and call at +91-191-2465597, +91-967362493

CORPORATE OFFICE & CENTRAL LABORATORIES :-

9 PLOT NO. 118, CHURCH ROAD, BEHIND KALSIK VATIKA, BHAGAT SINGH COLONY, BAJIARHGARH, FARIDABAD - 121004, HARYANA, INDIA

Issued To **M/s Indian Oil Corporation Limited**
Bongaigaon Refinery)
Distt. Chirang-783 380, Assam, India

ULR No.: TC148142500004793F
Test Report Date: 05/08/2025

Analysis Report

Sr. No.	Parameters	Unit	Test Results	Requirement IS:10500		Protocol
				Desirable	Permissible	
21	Chemical Oxygen Demand as COD	mg/l	ND [DL- 10]	-	125	IS:3025 (P-58)
22	Biochemical Oxygen Demand as BOD	mg/l	ND [DL- 2]	-	-	IS:3025 (P-44)
23	Oil & Grease	mg/l	ND [DL- 2]	-	5.0	IS:3025 (P-39)
24	Aluminium as Al	mg/l	ND [DL- 0.01]	0.03	0.2	APHA 23 rd Ed.
25	Copper as Cu	mg/l	ND [DL- 0.05]	0.05	1.5	APHA 23 rd Ed.
26	Fluoride as F	mg/l	ND [DL- 0.1]	1.0	1.5	IS:3025 (P-60)
27	Iron (as Fe)	mg/l	0.08	0.3	No Relaxation	APHA 23 rd Ed.
28	Manganese as Mn	mg/l	ND [DL- 0.05]	0.1	0.3	IS:3025 (P-58)
29	Phenolic Compounds	mg/l	ND [DL- 0.001]	0.001	0.002	IS:3025 (P-43)
30	Selenium as Se	mg/l	ND [DL- 0.005]	0.01	No Relaxation	IS:3025 (P-56)
31	Zinc as Zn	mg/l	0.26	5	15	APHA 23 rd Ed.
32	Mercury as Hg	mg/l	ND [DL-0.001]	0.001	No Relaxation	APHA 23 rd Ed.
33	Cadmium as Cd	mg/l	ND [DL- 0.001]	0.003	No Relaxation	APHA 23 rd Ed.
34	Arsenic as As	mg/l	ND [DL- 0.01]	0.01	0.05	APHA 23 rd Ed.
35	Lead as Pb	mg/l	ND [DL- 0.005]	0.01	No Relaxation	APHA 23 rd Ed.
36	Nickel as Ni	mg/l	ND [DL- 0.01]	0.02	No Relaxation	APHA 23 rd Ed.
37	Hexavalent Cr	mg/l	ND [DL- 0.05]	-	-	IS 3025(P-52)
38	Chromium as Cr	mg/l	ND [DL- 0.05]	0.05	No Relaxation	APHA 23 rd Ed.
39	PAH	mg/l	ND [DL- 0.0001]	0.0001	No Relaxation	APHA 23 rd Ed.
40	PCB	mg/l	[ND DL-0.0005]	0.0005	No Relaxation	USEPA 8270 D
41	E.coli*	MPN/100ml	Absent	Absent	Absent	IS 1622
42	Total Coliform*	MPN/100ml	Absent	Absent	Absent	IS 1622

(AUTHORISED SIGNATORY)

(RHYTHM BASSON*)



TC-14814



(AUTHORISED SIGNATORY)

(RAVINDER MITTAL)

NOTE: The laboratory accepts the responsibility for content of report. The results contained in this test report related only to the sample tested. Test report shall not be reproduced except in full without written approval of the laboratory. This report is intended only for your guidance and not for legal purpose or for advertisement. This report shall not be reproduced except in full without the written approval of the organization. Samples will be destroyed after 30 days from the date of issue of test certificate unless otherwise specified. Any complaints about this report should be communicated in writing within 7 days of issue of the report. Total liability of Nitya Laboratories is limited to the amount of the fee charged for the test only. If you have any complaint/feedback regarding the sample collection/testing/test report, please send an email at info@nityalab.com and call at +91-191-2465597, +91-9873924683

CORPORATE OFFICE & CENTRAL LABORATORIES :-

PLOT NO. 118, CHURCH ROAD, BEHIND KAUSIK VATIKA, BHAGAT SINGH COLONY, BALLABHGARH, FARIDABAD - 121004, HARYANA, INDIA

BUILDING & ROAD, MATERIAL, SOIL, ENVIRONMENTAL & CALIBRATION TESTING LAB

45

Issued To M/s Indian Oil Corporation Limited
Bongaigaon Refinery)
Distt. Chirang-783 380, Assam, India

Test Report No. : 202507240126
Test Report Date: 05/08/2025

Sample Particulars

Nature of the Sample : **Ground Water**
Sample Quantity & Packaging : 1 Liter, Pet Bottle
Sample Received at Lab : 28/07/2025
Test Started on : 28/07/2025
Test Completed : 04/08/2025
Method of Sampling : SOP/BI-D-3
Date of Sampling : 26/07/2025
Place of Sampling : Township-11

Analysis Report

Sr. No.	Parameters	Unit	Test Results	Requirement IS:10500		Protocol
				Desirable	Permissible	
1	Taste	-	Agreeable	Agreeable	Agreeable	IS:3025 (P-7)
2	Odour	-	Agreeable	Agreeable	Agreeable	IS:3025 (P-5)
3	Silica as SiO ₂	mg/l	14.50	-	-	IS:3025 (P-35)
4	Phosphate as PO ₄	mg/l	0.16	-	-	IS:3025 (P-31)
5	Cyanide	mg/l	ND	-	-	APHA 23 rd Ed.
6	Vanadium as V	mg/l	ND	-	-	APHA 23 rd Ed.
7	Phosphorous	mg/l	0.26	-	-	IS:3025 (P-31)
8	Total Sulphide	mg/l	ND	-	-	IS:3025 (P-29)
PESTICIDE RESIDUE						
8	Trihalomethane's					
A	Bromoform	mg/l	ND [DL- 0.1]	0.1	No Relaxation	APHA 23 rd Ed.
B	Dibromochloromethane	mg/l	ND [DL- 0.1]	0.1	No Relaxation	APHA 23 rd Ed.
C	Bromodichloromethane	mg/l	ND [DL- 0.06]	0.06	No Relaxation	APHA 23 rd Ed.
D	Chloroform	mg/l	ND [DL- 0.2]	0.2	No Relaxation	APHA 23 rd Ed.


(AUTHORISED SIGNATORY)
(RAVINDER MITTAL)

NOTE: The laboratory accepts the responsibility for content of report. The results contained in this test report related only to the sample tested. Test report shall not be reproduced except in full, without written approval of the laboratory. This report is intended only for your guidance and not for legal purpose or for advertisement. This report shall not be reproduced except in full without the written approval of the organization. Samples will be destroyed after 30 days from the date of issue of test certificate unless otherwise specified. Any complaints about this report should be communicated in writing within 7 days of issue of this report. Total liability of Nitya Laboratories is limited to the amount of fee paid for the test. If you have any complaint/feedback regarding the sample collection/testing/test report, please send an email at info@nityalab.com and call at +91-191-2465597, +91-9879324053

CORPORATE OFFICE & CENTRAL LABORATORIES :-

PLOT NO. 118, CHURCH ROAD, BEHIND KAUSIK VATIKA, BHAGAT SINGH COLONY, BALLABHGARH, FARIDABAD - 121004, HARYANA, INDIA

Issued To: M/s Indian Oil Corporation Limited
Bongaigaon Refinery)
Distt. Chirang-783 380, Assam, India

ULR No.:
Test Report Date:

TC148142500004791F
05/08/2025

Sample Particulars

Nature of the Sample : **Ground Water**
Sample Quantity & Packaging : 1 Liter, Pet Bottle
Sample Received at Lab : 28/07/2025
Test Started on : 28/07/2025
Test Completed : 04/08/2025
Method of Sampling : SOP/B/D-3
Date of Sampling : 24/07/2025
Place of Sampling : Township-05

Analysis Report

Sr. No.	Parameters	Unit	Test Results	Requirement IS:10500		Protocol
				Desirable	Permissible	
1	pH	-	7.31	6.5-8.5	6.5-8.5	IS:3025 (P-11)
2	Color	Hazen	<5	5	15	IS:3025 (P-4)
3	Temperature	°C	25.9	-	-	IS:3025 (P-9)
4	Turbidity	NTU	<1	1	5	APHA 23 rd Ed.
5	Electrical Conductivity	µc/cm	227.6	-	-	IS:3025 (P-14)
6	Total Dissolved Solids	mg/l	148	500	2000	IS:3025 (P-16)
7	Total Hardness as (CaCO ₃)	mg/l	100	200	600	IS:3025 (P-21)
8	Total Alkalinity as CaCO ₃	mg/l	90	200	600	IS:3025 (P-23)
9	Chlorides as Cl	mg/l	18.20	250	1000	IS:3025(P-32)
10	Sulphate as SO ₄	mg/l	8.50	200	400	APHA 23 rd Ed.
11	Nitrates as NO ₃	mg/l	0.06	45	No Relaxation	IS:3025 (P-34)
12	Ca Hardness as (CaCO ₃)	mg/l	60	-	-	IS:3025 (P-40)
13	Mg Hardness as (CaCO ₃)	mg/l	40	-	-	APHA 23 rd Ed.
14	Residual Free Chlorine	mg/l	ND [DL- 0.2]	0.2	1	IS:3025 (P-26)
15	Ammonical Nitrogen	mg/l	ND	0.5	No Relaxation	IS:3025 (P-34)
16	Total Suspended Solids	mg/l	ND	-	-	IS:3025 (P-17)
17	Dissolved Oxygen	mg/l	5.7	-	-	IS:3025 (P-38)
18	Total Kjeldahl Nitrogen	mg/l	ND	-	-	IS:3025 (P-34)
19	Sodium as Na	mg/l	15.60	-	-	APHA 23 rd Ed.
20	Potassium as K	mg/l	1.60	-	-	APHA 23 rd Ed.



TC-14814

NITYA LABORATORIES
Authorised
(AUTHORISED SIGNATORY)
(RAVINDER MITTAL)

NOTE: The laboratory accepts the responsibility for content of report. The results contained in this test report related only to the sample tested. Test report shall not be reproduced except in full, without written approval of the laboratory. This report is intended only for your guidance and not for legal purpose or for advertisement. This report shall not be reproduced except in full without the written approval of this organization. Sample will be destroyed after 30 days from the date of issue of test certificate unless otherwise specified. Any complaints about this report should be communicated in writing within 7 days of issue of this report. Total liability of Nitya Laboratories is limited to the amount paid only. If you have any complaint/feedback regarding the sample collection/testing/test report, please send an email at info@nityalab.com and call at +91-191-2465597, +91-9873824093

CORPORATE OFFICE & CENTRAL LABORATORIES :-

9 PLOT NO. 118, CHURCH ROAD, BEHIND KAUSIK VATIKA, BHAGAT SINGH COLONY, BALLABHGARH, FARIDABAD - 121004, HARYANA, INDIA

Issued To **M/s Indian Oil Corporation Limited**
Bongaigaon Refinery)
Distt. Chirang-783 380, Assam, India

ULR No.: TC14814250004791F
Test Report Date: 05/08/2025

Analysis Report

Sr. No.	Parameters	Unit	Test Results	Requirement IS:10500		Protocol
				Desirable	Permissible	
21	Chemical Oxygen Demand as COD	mg/l	ND [DL- 10]	-	125	IS:3025 (P-58)
22	Biochemical Oxygen Demand as BOD	mg/l	ND [DL- 2]	-	-	IS:3025 (P-44)
23	Oil & Grease	mg/l	ND [DL- 2]	-	5.0	IS:3025 (P-39)
24	Aluminium as Al	mg/l	ND [DL- 0.01]	0.03	0.2	APHA 23 rd Ed.
25	Copper as Cu	mg/l	ND [DL- 0.05]	0.05	1.5	APHA 23 rd Ed.
26	Fluoride as F	mg/l	ND [DL- 0.1]	1.0	1.5	IS:3025 (P-60)
27	Iron (as Fe)	mg/l	0.08	0.3	No Relaxation	APHA 23 rd Ed.
28	Manganese as Mn	mg/l	ND [DL- 0.05]	0.1	0.3	IS:3025 (P-59)
29	Phenolic Compounds	mg/l	ND [DL- 0.001]	0.001	0.002	IS:3025 (P-43)
30	Selenium as Se	mg/l	ND [DL- 0.005]	0.01	No Relaxation	IS:3025 (P-56)
31	Zinc as Zn	mg/l	0.26	5	15	APHA 23 rd Ed.
32	Mercury as Hg	mg/l	ND [DL-0.001]	0.001	No Relaxation	APHA 23 rd Ed.
33	Cadmium as Cd	mg/l	ND [DL- 0.001]	0.003	No Relaxation	APHA 23 rd Ed.
34	Arsenic as As	mg/l	ND [DL- 0.01]	0.01	0.05	APHA 23 rd Ed.
35	Lead as Pb	mg/l	ND [DL- 0.005]	0.01	No Relaxation	APHA 23 rd Ed.
36	Nickel as Ni	mg/l	ND [DL- 0.01]	0.02	No Relaxation	APHA 23 rd Ed.
37	Hexavalent Cr	mg/l	ND [DL- 0.05]	-	-	IS 3025(P-52)
38	Chromium as Cr	mg/l	ND [DL- 0.05]	0.05	No Relaxation	APHA 23 rd Ed.
39	PAH	mg/l	ND [DL- 0.0001]	0.0001	No Relaxation	APHA 23 rd Ed.
40	PCB	mg/l	[ND DL-0.0005]	0.0005	No Relaxation	USEPA 8270 D
41	E.coli*	MPN/100ml	Absent	Absent	Absent	IS 1622
42	Total Coliform*	MPN/100ml	Absent	Absent	Absent	IS 1622

(AUTHORISED SIGNATORY)
(RHYTHM BASSON*)



TC-14814

(AUTHORISED SIGNATORY)
(RAVINDER MITTAL)

NOTE: The laboratory accepts the responsibility for content of report. The results contained in this test report related only to the sample tested. Test report shall not be reproduced except in full, without written approval of the laboratory. This report is intended only for your guidance and not for legal purpose or for advertisement. This report shall not be reproduced except in full without the written approval of this organization. Samples will be destroyed after 30 days from the date of issue of test certificate unless otherwise specified. Any complaints about this report should be communicated in writing within 7 days of issue of this report. Total liability of Nitya Laboratories is limited to the amount of fee charged for the test. If you have any complaint/feedback regarding the sample collection/testing/test report, please send an email at info@nityalab.com and call at +91-191-2465597, +91-9873924853

CORPORATE OFFICE & CENTRAL LABORATORIES :-

PLOT NO. 118, CHURCH ROAD, BEHIND KAUSIK VATIKA, BHAGAT SINGH COLONY, BALLABHGARH, FARIDABAD - 121004, HARYANA, INDIA

Issued To **M/s Indian Oil Corporation Limited**
(Bongaigaon Refinery)
Distt. Chirang-783 380, Assam, India

Test Report No. : 202507240127
Test Report Date: 05/08/2025

Sample Particulars

Nature of the Sample : **Ground Water**
Sample Quantity & Packaging : **1 Liter, Pet Bottle**
Sample Received at Lab : **28/07/2025**
Test Started on : **28/07/2025**
Test Completed : **04/08/2025**
Method of Sampling : **SOP/B/D-3**
Date of Sampling : **26/07/2025**
Place of Sampling : **Township-05**

Analysis Report

Sr. No.	Parameters	Unit	Test Results	Requirement IS:10500		Protocol
				Desirable	Permissible	
1	Taste	-	Agreeable	Agreeable	Agreeable	IS:3025 (P-7)
2	Odour	-	Agreeable	Agreeable	Agreeable	IS:3025 (P-5)
3	Silica as SiO ₂	mg/l	14.50	-	-	IS:3025 (P-35)
4	Phosphate as PO ₄	mg/l	0.16	-	-	IS:3025 (P-31)
5	Cyanide	mg/l	ND	-	-	APHA 23 rd Ed.
6	Vanadium as V	mg/l	ND	-	-	APHA 23 rd Ed.
7	Phosphorous	mg/l	0.26	-	-	IS:3025 (P-31)
8	Total Sulphide	mg/l	ND	-	-	IS:3025 (P-29)
PESTICIDE RESIDUE						
8	Trihalomethane's					
A	Bromoform	mg/l	ND [DL- 0.1]	0.1	No Relaxation	APHA 23 rd Ed.
B	Dibromochloromethane	mg/l	ND [DL- 0.1]	0.1	No Relaxation	APHA 23 rd Ed.
C	Bromodichloromethane	mg/l	ND [DL- 0.06]	0.06	No Relaxation	APHA 23 rd Ed.
D	Chloroform	mg/l	ND [DL- 0.2]	0.2	No Relaxation	APHA 23 rd Ed.


Authorised
(AUTHORISED SIGNATORY)
(RAVINDER MITTAL)

NOTE: The laboratory accepts the responsibility for content of report. The results contained in this test report related only to the sample tested. Test report shall not be reproduced except in full, without written approval of the laboratory. This report is intended only for your guidance and not for legal purpose or for advertisement. This report shall not be reproduced except in full without the written approval of this organization. Samples will be destroyed after 30 days from the date of issue of test certificate unless otherwise specified. Any complaints about this report should be communicated in writing within 7 days of issue of this report. Total liability of Nitya Laboratories is limited to the amount paid only. If you have any complaint/feedback regarding the sample collection/testing/test report, please send an email at info@nityalab.com and call at +91-191-2465597, +91-9873824092