इंडियन ऑयल कॉर्पोरेशन लिमिटेड
बोंगाइगाँव रिफाइनरी
डाकघर : धालीगाँव - 783 385
जिला : चिरांग (असम)
Indian Oil Corporation Limited
Bongaigaon Refinery
P.O. : Dhaligaon, Dist. : Chirang, Assam-783385
Phone : 03664-
E-mail :
Website : www.iocl.com FAX : 03664-

रिफाइनरी प्रभाग
Refineries Division

REF: IOC/BGR/HSE/ MoEF&CC ECR-MS MAXIMISATION (Fy 25-26)/2026-27/01 Date: 16-06-26

To
The Regional Officer,
Ministry of Environment, Forest and Climate Change,
Integrated Regional Office, Guwahati,
4th Floor, House fed Building,
GS Road, Rukminigaon Guwahati-781022

Subject: EC Compliance Report for 2nd Half Yearly period of Fy 2025-26 from 1st October'25 to 31st March'26 for "MS Maximisation Project"

Reference: EC granted for Expansion of Pretreater & Reformer from 107,000 TPA to 160,000 TPA of Naphtha for Motor Spirit (MS) Maximisation Project" at Dhaligaon, Chirang, Assam by M/s Bongaigaon Refinery & Petrochemicals Ltd. vide MoEF's letter No. J.11011/375/2006-IA-II (I) dated 22/03/2007

Dear Sir,

With reference to the above, we are enclosing herewith the Six Monthly EC compliance Report for 2nd Half Yearly period of Fy 2025-26 from 1st October'25 to 31st March'26 for your kind perusal.

The reports are being sent as per EIA Rules'2006 for the "Environmental Clearances" issued by MoEF&CC to Bongaigaon Refinery, (BGR) for "MS Maximisation Project".

Thanking You

सादर | Regards

16/06/26

बिमान गोगोई| Biman Gogoi
उप महाप्रबंधक | Dy. General Manager (HSE)
इंडियन ऑयल कॉर्पोरेशन लिमिटेड | Indian Oil Corporation Ltd.
बोंगाईगांव रिफाइनरी | Bongaigaon Refinery | : 03664 25 3321 (O)

Copy to:

1. Member Secretary, Pollution Control Board, Assam
   Bamunimaidam, Guwahati - 781 021

2. Zonal Officer, Central Pollution Control Board
   Eastern Zonal Office, TUM-SIR', Lower Motinagar,
   Near Fire Brigade H.Q., Shillong – 793014

Half yearly Report for MS Maximisation Project

(1st October 2025 to 31st March 2026)

Submitted by:

Indian Oil Corporation Limited

Bongaigaon Refinery

PO: Dhaligaon. District: Chirang. Assam

Status of MS Maximisation Project
(1st October 2025 to 31st March 2026)

Environmental Clearance for "Expansion of Pretreater & Reformer from 107,000 TPA to 160,000 TPA of Naphtha for Motor Spirit (MS) Maximisation Project" at Dhaligaon, Chirang, Assam by M/s Bongaigaon Refinery & Petrochemicals Ltd. vide MoEF's letter No.J.11011/375/2006-IA-II (I) dated 22/03/2007.

Project was commissioned on 31.01.2009

INDEX:

Sl. No	Conditions	Status
1.	General and Specific Conditions and Compliance status of MS Maximisation Project	Annexure- A
2.	Six monthly Stack Monitoring/ Air Quality Data	Furnished in Appendix-A1
3.	Six monthly Effluent discharged Quantity, Quality	Furnished in Appendix-A2
4.	Tree Plantation Data	Furnished in Appendix-A3
5.	Quarterly Fugitive Emission Data	Furnished in Appendix-A4
6.	Annual return of Hazardous Waste	Furnished in Appendix-A5(a)
7.	Authorization from PCBA under Hazardous Waste (Management, Handling and Transboundary Movement Rules 2008)	Furnished in Appendix-A5(b)
8.	Details of Wastewater treatment and disposal system	Furnished in Appendix-A6
9.	Quarterly Noise Survey Report.	Furnished in Appendix-A7
10.	Status of Rainwater Harvesting	Furnished in Appendix-A8
11.	Screen Shot of IOCL Website upload of report	Furnished in Appendix-A9
12.	NABL certificate of QC Lab of Bongaigaon Refinery	Furnished in Appendix-A10
13.	Employees Occupational Heath Checkup Status	Furnished in Appendix-A11
14.	Flare system.	Furnished in Appendix-A12
15.	Ground Water Test Report	Furnished in Appendix-A13

CM(HSE) SO(HSE)

1.0 ANNEXURE-A

Sl. No.	Specific Conditions	Compliance Status
(i)	The gaseous emissions (SO_2, NOx, HC, VOC and Benzene) from various process units shall conform to the standards prescribed by the concerned State Pollution Control Board. All the measures detailed in the EMP and response to the Public Hearing shall be taken to control the point/stack and fugitive gaseous emissions from the proposed facilities, process plants and storage units etc. for ensuring that the ambient air quality around the Refinery due to the expansion is maintained at the predicted 24 hourly average maximum concentration.	Complied. The gaseous emission is within limits. Emission and ambient air (VOC) data attached as Appendix-A1. HC Fugitive data in Appendix-A4.
(ii)	There will be no increase in the pollution load for any parameter, except the wastewater and solid waste generation, due to the expansion project.	Complied. No increase in emission pollutant load.
(iii)	No additional stack is envisaged for the revamp of Pretreater and Reformer.	Complied. No new stack in the project.
(iv)	The emission levels of the other pollutants shall remain within the existing levels.	Complied. The emission levels of the other pollutants are within the existing levels.
(v)	Low Sulphur internal fuel oil & fuel gas will be fired in process heaters and boilers.	Complied. Low sulphur fuel oil & low sulphur fuel gas is only burnt in the process heaters.
(vi)	Quarterly monitoring of fugitive emissions will be carried out by Fugitive Emission Detectors (GMI Leak Surveyor). Guidelines of CPCB will be followed for monitoring fugitive emissions.	Complied. Quarterly fugitive emissions Survey is being carried out regularly. The quarterly reports for the period of 1st October 2025 to 31st March 2026 has been attached as Appendix-A4.
(vii)	For control of fugitive emissions, all unsaturated hydrocarbons will be routed to the flare system. The flare system shall be designed for smokeless burning.	Complied. There is no open vent. All process systems are routed to the Flare Gas Recovery System (FGRS) for recovery of gas before flaring.
(viii)	Flare Gas Recovery System will be installed for reduction of Hydrocarbon loss and emissions of VOCs, NOx, SO_2 & CO_2 to the environment.	Complied. Flare Gas Recovery System (FGRS) was installed and commissioned on 2nd August 2009.

CM(HSE) SO(HSE)

Sl. No.	Specific Conditions	Compliance Status
(ix)	Regular Ambient Air Quality Monitoring shall be carried out. The location and results of existing monitoring stations will be reviewed in consultation with the concerned State Pollution Control Board based on the occurrence of maximum ground level concentration and downwind direction of wind. Additional stations shall be set up, if required. It will be ensured that at least one monitoring station is set up in up-wind & in down-wind direction along with those in other directions.	Complied. Regular Ambient Air Quality Monitoring is being carried out. The locations of ambient air monitoring station are decided based on the highest ground level concentration of pollutants based on dispersion modeling in consultation with PCBA. Additional station is not envisaged.
(x)	Online data for air emission shall be transferred to the CPCB and SPCB regularly. The instruments used for ambient air quality monitoring shall be calibrated regularly. The monitoring protocol shall ensure continuous monitoring of all the parameters.	Complied. On-line stack emission data is being transmitted continuously to CPCB and SPCB servers. The analyzer instruments are calibrated regularly.
(xi)	The practice of acoustic plant design shall be adopted to limit noise exposure for personnel to an 8 hr time weighted average of 90 dB (A).	Complied. Taken care during implementation of the project Quarterly Noise Survey is being carried out regularly. Quarterly Reports for the period of 1st October 2025 to 31st March 2026 have been attached as Appendix-A7.
(xii)	All the Pumps and other equipment's where there is a likelihood of HC leakages shall be provided with LEL indicators and hydrocarbon detectors. Provision for immediate isolation of equipment's, in case of a leakage will also be made. The company shall adopt Leak Detection and Repair (LDAR) programme for quantification and control of fugitive emissions.	Complied. Additional detectors have been installed after adequacy survey was carried out in addition to earlier installed detectors. LDAR program (Fugitive emission) is being conducted quarterly. The quarterly reports for the period 1st October 2025 to 31st March 2026 are attached as Appendix-A4.
(xiii)	The product loading gantry shall be connected to the product sphere in closed circuit through the vapor arm connected to the tanker. Data on fugitive emission shall be regularly monitored, and records will be maintained.	Not Applicable in this project. Quarterly monitoring of fugitive emissions is carried out. The quarterly reports for the period 1st October 2025 to 31st March 2026 are attached as Appendix-A4.

GM(HSE) SO(HSE)

Sl. No.	Specific Conditions	Compliance Status
(xiv)	The company shall ensure that no halogenated organic is sent to the flares. If any stream of the halogenated organic are present, then the respective streams may be incinerated. If there are no technically feasible or economically viable reduction/recovery options. Any stream containing organic carbon, other than halogenated, shall be connected to proper flaring system, if not to a recovery device or an incinerator.	There is no halogenated organic component in the streams of this project. All process systems are routed to the Flare Gas Recovery System (FGRS) for recovery of gas before flaring.
(xv)	All new standards/norms that are being proposed by the CPCB for Petrochemical Plants and Refineries shall be applicable for the proposed expansion unit. The company shall conform to the process vent standards for organic chemicals including non-VOCs and all possible VOCs i.e. TOCs standards and process vent standards for top priority chemicals. Regular monitoring will be carried out for VOC and HC and On-line monitors for VOC measurements may be installed.	Complied. New Emission & Effluent Standards'2008 are being complied. Emission and ambient air (VOC) data attached as Appendix-A1. HC Fugitive emission data in Appendix-A4.
(xvi)	No additional fresh water will be required for the expansion project. The total requirement of 197 m^3/hr of fresh water will be met from the existing water withdrawal permissions.	Ensured & complied. No additional fresh water is being consumed in this project.
(xvii)	Wastewater generation after the expansion project will be around 0.015 m^3/hr, which will be treated in the existing ETP. Part of the treated effluent shall be recycled and remaining shall be disposed into the Tunia Nullah through closed pipeline.	Complied. No treated effluent being discharged outside, 100% recycled. Detail of WWTP is attached as Appendix-A6.
(xviii)	Regular monitoring of relevant parameters for the underground water in the surrounding areas will be undertaken and the results will be submitted to the relevant States Pollution Control Board.	Complied. Samples from surrounding areas are being tested twice in a year and report is attached as Appendix-A13.
(xix)	Solid waste generated as Pretreater and Reformer Catalysts, Sulphur guard absorbent and Alumina Balls will be disposed off as per the authorisation from State Pollution Control Board.	Complied. Please Refer Appendix-A5(a).
(xx)	Oily sludge shall be sent to melting pit treatment for recovery of oil. The recovered oil shall be recycled into the refinery system. The residual sludge will be stored in HDPE lined pit for disposal after treatment. The sludge will be incinerated in the premises only.	Complied. The oily sludge is processed in melting pit for oil recovery and stored in brick lined sludge lagoon. Oily sludge from lagoon is processed for recovery of oil regularly. A third party is engaged for processing of the oily sludge & recovery of oil from the oily sludge stored in the sludge lagoon. During FY 2025-26, 4917 MT of oily sludge has been processed by mechanized processing.

CM(HSE) SO(HSE)

Sl. No.	Specific Conditions	Compliance Status
xxi)	Green belt shall be provided to mitigate the effects of fugitive emissions all around the plant in a minimum of 33% of the plant area in consultation with DFO as per CPCB guidelines.	Greenbelt already exists with more than 33% of plant area having green cover. Tree Census has been carried out through DFO Chirang District in 2013 where 84545 nos. of grown up trees were enumerated. The company plants more than 10000 nos. of tree every year as a part of its environment initiative. Post INDMAX & BS-VI project, following plantation done to achieve required greenbelt. <u>Details of plantation done in and around the complex, since 2017-18</u> ❖ Year 2017-18: 29600 nos. of saplings ❖ Year 2018-19: 30060 nos. of saplings ❖ Year 2019-20: 14340 nos. of saplings ❖ Year 2020-21: 25606 nos. of saplings ❖ Year 2021-22: 1,00,000 nos. of saplings (Including outside location from the refinery, township & North side of the INDMAX Unit: 11,500 saplings planted) ❖ Year 2022-23: 27610 nos. of saplings planted ❖ Year 2023-24: 100630 nos. of saplings planted ❖ Year 2024-25: 107530 nos. of sapling planted ❖ Year 2025-26: 50300 nos. of sapling planted
(xxii)	The company shall strictly follow all the recommendations mentioned in the Charter on Corporate Responsibility for Environmental Protection (CREP).	The company followed all the recommendation mentioned in the charter on Corporate Responsibility for Environmental Protection (CREP) prior to coming of the Revised Standards applicable to refinery for Environment Protection.
(xxiii)	The Company shall harvest surface as well as rainwater from rooftops of the buildings proposed in the expansion project and storm water drains to recharge the ground water and use the same water for the various activities of the project to conserve fresh water.	Complied. Total 45 nos. of Rainwater Harvesting Projects have been implemented so far in BGR covering area of 66057.05m^2 potential rainwater harvesting volume of 190905.5m^3. The harvested rainwater for ground water recharge is through recharge pits and recharge trench based on technical details and guidelines from Central Ground Water Board, North Eastern Region, Guwahati. Details attached as Appendix-A8.
(xxiv)	Occupational Health Surveillance of the workers should be done on a regular basis and records maintained as per the Factories Act.	Complied. Details attached as Appendix-A11.
(xxv)	The Company shall implement all the recommendations made in the EIA /EMP report and risk assessment report.	All recommendation has been complied.
(xxvi)	The company will undertake all relevant measures, as indicated during the Public Hearing, for improving the Socio-economic conditions of the surrounding area.	Complied. Taking care under CSR Program.

CM(HSE) SO(HSE)

C. GENERAL CONDITIONS

Sl. No.	General Conditions	Compliance status
(i)	The project authorities must strictly adhere to the stipulations made by the concerned State Pollution Control Board (SPCB) and the State Government.	Complied.
(ii)	No further expansion or modifications in the plant shall be carried out without prior approval of the Ministry of Environment and Forests.	Complied. EC was granted by MoEF&CC to BGR for INDMAX & BS-VI projects vide letter F. No. J11011/48/2016-IA-II (I), Dated 19th Apr'2017. The project aims to enhance expansion of Crude processing from 2.35 to 2.7 MMTP, other associated projects, e.g. DHDT capacity from 1.2 to 1.8 MMTP, HGU from 25 KTPA to 30 KTPA, CRU-MSQ revamp and SDS(SRU) unit. All the units of the Project commissioned successfully.
(iii)	At no time, the emissions should go beyond the prescribed standards. In the event of failure of any pollution control system adopted by the units, the respective unit should be immediately put out of operation and should not be restarted until the desired efficiency has been achieved.	Complied. Provision for emergency shutdown of unit is provided.
(iv)	Adequate number of influent and effluent quality monitoring stations shall be set up in consultation with the SPCB. Regular monitoring shall be carried out for relevant parameters for both surface and ground water.	Complied. All the stipulations made in the NOC issued by PCBA have been complied. Regular monitoring of all relevant parameters is being carried out and reports are being regularly submitted.
(v)	Industrial wastewater shall be properly collected and treated so as to conform to the standards prescribed under GSR 422 (E) dated 19th May 1993 and 31st December, 1993 or as amended from time to time. The treated wastewater shall be utilized for plantation purpose.	Complied. Industrial waste water disposal system is designed to conform to this norm. Detail of Waste water treatment and disposal system is attached as Appendix-A6. Treated Effluent water quality from refinery is attached as Appendix-A2. Treated effluent after Tertiary Treatment, reused 100% inside the complex as Cooling Water & Firewater make up, unit housekeeping and for horticulture.

Go
CM(HSE) SO(HSE)

Sl. No.	General Conditions	Compliance status
(vi)	The overall noise levels in and around the plant area shall be limited within the prescribed standards (85 dBA) by providing noise control measures including acoustic hoods, silencers, enclosures etc. on all sources of noise generation. The ambient noise levels should conform to the standards prescribed under EPA Rules, 1989 viz. 75 dBA (day time) and 70 dBA (night time).	Complied. This has been taken care during implementation of the project. Quarterly Noise Survey is being carried out regularly. Quarterly Reports for the period of 1st October, 2025 to 31st March, 2026 has been attached as Appendix-A7.
(vii)	The project authorities must strictly comply with the provisions made in Manufacture, Storage and Import of Hazardous Chemicals Rules 1989 as amended in 2008 for handling of hazardous chemicals etc. Necessary approvals from Chief Controller of Explosives must be obtained before commission of the expansion project. Requisite On-site and Off-site Disaster Management Plans will be prepared and implemented.	The rules and guidelines under Manufacture, Storage and Import of Hazardous Chemicals (MSIHC) Rules, 1989 is complied. Necessary explosive approvals are being obtained from the concerned authority. Approved Emergency Response & Disaster Management Plan (ERDMP) is in place at BGR to handle any unforeseen situation due to oil spill and mock drills (on-site & off-site) conducted quarterly on various emergency scenarios. Onsite & offsite Mock drills for FY 25-26 (Q-3 & Q-4) conducted on 26/12/2025 and 20/03/2026 respectively.
(viii)	Authorization from the State Pollution Control Board must be obtained for collections/ treatment/ storage/ disposal of hazardous wastes.	Complied. Authorization under Hazardous and Other Waste (Management, and Transboundary Movement) Rules 2016 obtained from PCBA and valid up to 31st March, 2027. Copy attached as Appendix-A5(b).
(ix)	The project authorities will provide adequate funds both recurring and non-recurring to implement the conditions stipulated by the Ministry of Environment and Forests as well as the State Government along with the implementation schedule for all the conditions stipulated herein. The funds so provided should not be diverted for any other purposes.	Complied. Funds were made available for implementing all recommendations.
(x)	The stipulated conditions will be monitored by the concerned Regional Office of this Ministry /Central Pollution Control Board/State Pollution Control Board. A six monthly compliance report and the monitored data should be submitted to them regularly. It will also be displayed on the Website of the Company.	Soft copy of last six monthly compliance reports was submitted and has been uploaded in IOCL website. Ref: Appendix-A9

CM(HSE) SO(HSE)

Sl. No.	General Conditions	Compliance Status
(xi)	The Project Proponent should inform the public that the project has been accorded environmental clearance by the Ministry and copies of the clearance letter are available with the State Pollution Control Board/ Committee and may also be seen at Website of the Ministry of Environment and Forests at http://www.envfor.nic.in. This should be advertised within seven days from the date of issue of the clearance letter at least in two local newspapers that are widely circulated in the region of which one shall be in the vernacular language of the locality concerned and a copy of the same should be forwarded to the concerned Regional office of this Ministry.	Complied.
(xii)	The date of Financial Closure and final approval of the project by the concerned authorities and the date of commencing the land development work as well as the commissioning of the project will be informed to the Ministry and its Regional Office.	Complied. • Project commissioned on: 31.01.2009 • Financial Closure: 29.07.2010 • No land development activity was there in this project
(xiii)	Proper Housekeeping and adequate occupational health Programme shall be taken up. Regular Occupational Health Surveillance Programme for the relevant diseases shall be carried out and the records shall be maintained properly for at least 30-40 years. Sufficient preventive measures shall be adopted to avoid direct exposure to emission and other Hydrocarbons etc.	Complied. BGR has implemented TPM across the refinery and proper housekeeping is an integral part of the system. Regular health check-ups are carried out for the employees and records are maintained. Details attached as Appendix-A11. All necessary precautions/ preventive measures are taken to avoid direct exposure to emission and other Hydrocarbons etc.
(xiv)	A separate environment management cell with full fledge laboratory facilities to carry out various management and monitoring functions shall be set up under the control of a Senior Executive.	Complied. BGR has a separate environmental management cell and a full-fledged laboratory to carry-out environment management and monitoring functions. BGR Environment Laboratory is accredited by NABL. (Copy attached as Appendix-A10).

GM(HSE) SO(HSE)

2.0 APPENDIX –A1

STACK MONITORING DATA: (1st October 2025 to 31st March 2026)

A. SO_2 Emission (mg/Nm^3)

Stacks	Emission Std.	Observed value		
		Min	Avg.	Max
CDU-I	For Existing Refineries For F.O. = 1700 For F.G. = 50 For New Refineries For F.O. = 850 For F.G. = 50	41	42.3	43
DCU-I		32	34	36
CDU-II		36	36.3	37
DCU-II		31	31.7	33
CPP		15	15.7	17
HOT-1		23	23.7	25
Reformer		14	15.3	16
HOT-2		Shut Down		
Isomerization		21	21.7	23
DHDT		28	29	31
HGU		21	21.7	23
NEW SRU		141	332.4	423
GTG		16	16	16
IGHDS		24	24.7	26
NHT		25	25.7	27
INDMAX		32	32.7	34

B. NO_X Emission (mg/Nm^3)

Stacks	Emission Std.	Observed value		
		Min	Avg.	Max
CDU-I	For Existing Refineries For F.O. = 450 For F.G. = 350 For New Refineries For F.O. = 350 For F.G. = 250	63	63.7	64
DCU-I		59	60	61
CDU-II		42	42.3	43
DCU-II		55	56.3	57
CPP		32	32.3	33
HO-1		59	61.3	66
Reformer		57	58.7	62
HO-2		Shut Down		
Isomerization		42	42	42
DHDT		20	20.7	21.0
HGU		23	24.3	25
NEW SRU		42	80.6	92
GTG		65	65	65
IGHDS		32	32.3	33
NHT		54	56	57
INDMAX		27	30.3	32

CM(HSE) SO(HSE)

C. PM Emission (mg/Nm^3)

Stacks	Emission Std.	Observed value		
		Min	Avg.	Max
CDU-I	For Existing Refineries For F.O. = 100 For F.G. = 10 For New Refineries For F.O. = 50 For F.G. = 5	5.5	6.3	6.9
DCU-I		5.8	6.15	6.5
CDU-II		6.2	6.4	6.7
DCU-II		5.4	5.6	6.1
CPP		5.3	5.9	6.8
HO-1		6.9	6.9	6.9
Reformer		5.7	5.7	5.7
HO-2		Shut Down		
Isomerisation		5.2	5.6	6.3
DHDT		4.4	5.2	5.6
HGU		4.8	5.2	5.4
NEW SRU		5.8	5.94	6.3
GTG		7.2	7.2	7.2
IGHDS		5.2	5.6	6.5
NHT		5.9	6.4	6.7
INDMAX		5.2	5.7	6.0

D. CO Emission (mg/Nm^3)

Stacks	Emission Std.	Observed value		
		Min	Avg.	Max
CDU-I	For Existing Refineries For F.O. = 200 For F.G. = 150 For New Refineries For F.O. = 150 For F.G. = 100	28	32	34
DCU-I		21	21.5	22
CDU-II		31	31.7	32
DCU-II		25	25.3	26
CPP		17	17.3	18
HO-1		27	27	27
Reformer		19	20.3	23
HO-2		Shut Down		
Isomerisation		21	21.3	22
DHDT		26	27.3	28
HGU		25	26.3	29
NEW SRU		8.96	42.99	58
GTG		23	23	23
IGHDS		24	24	24
NHT		25	25	25
INDMAX		21	22.3	25

CM(HSE) SO(HSE)

E. Ni + V Emission (mg/Nm^3)

Stacks	Emission Std.	Observed value		
		Min	Avg.	Max
CDU-I	For F.O. = 5	BDL	BDL	BDL
DCU-I		BDL	BDL	BDL
CDU-II		BDL	BDL	BDL
DCU-II		BDL	BDL	BDL
CPP		BDL	BDL	BDL
HO-1		BDL	BDL	BDL
Reformer		BDL	BDL	BDL
HO-2		Shut Down		
Isomerisation		BDL	BDL	BDL
DHDT		BDL	BDL	BDL
HGU		BDL	BDL	BDL
NEW SRU		BDL	BDL	BDL
GTG		BDL	BDL	BDL
IGHDS		BDL	BDL	BDL
NHT		BDL	BDL	BDL
INDMAX		BDL	BDL	BDL

AMBIENT AIR QUALITY AROUND BGR COMPLEX
(1st October 2025 to 31st March 2026)

	Station	Continuous Monitoring Station	Near Tube Well No.14	Near LPG Bottling plant	Rural Health Centre	Bartola Rail Gate	Near TW No.7 in Township
1	SO_2 (Std. 50/80 µg/m^3)						
	Min	1.4	16.3	16.6	17.7	16.7	10.2
	Average	1.66	21.9	21.37	24.51	23.69	16.65
	Max	1.98	37.6	25.60	34.6	31.80	22.5
	No. of observation	Continuous	52	52	51	52	52
2	NO_2 (Std. 40/80 µg/m^3)						
	Min	4.57	21.5	23.4	26.0	26.2	15.5
	Average	5.47	27.6	28.1	32.1	31.6	21.8
	Max	6.89	35.1	32.3	41.0	38.2	26.4
	No. of observation	Continuous	52	52	51	52	52
3	PM-10 (Std. 60/100 µg/m^3)						
	Min	27.26	71.2	70.7	72.7	73.9	39.3
	Average	30.58	79.9	78.4	81.8	83.1	46.8
	Max	35.79	90.4	89.9	96.2	92.9	63.9
	No. of observation	Continuous	52	52	51	52	52

CM(HSE) SO(HSE)

	Station	Continuous Monitoring Station	Near Tube Well No.14	Near LPG Bottling plant	Rural Health Centre	Bartola Rail Gate	Near TW No.7 in Township
4	PM-2.5 (Std. 40/60 µg/m^3)						
	Min	8.48	20.1	22.4	25.5	26.6	14.6
	Average	10.72	26.9	26.8	33.0	31.0	21.7
	Max	14.64	34.8	32.1	41.5	37.8	28.6
	No. of observation	Continuous	52	52	51	52	52
5	Ammonia (Std. 100/400 µg/m^3)						
	Min	1.68	16.4	19.0	24.6	21.4	17.3
	Average	1.70	26.0	26.6	34.0	29.1	23.6
	Max	1.71	42.2	38.8	48.2	45.6	31.1
	No. of observation	Continuous	52	52	51	52	52
6	Pb (Std. 0.5/1.0 µg/m^3)						
	Min		BDL	BDL	BDL	BDL	BDL
	Average		BDL	BDL	BDL	BDL	BDL
	Max		BDL	BDL	BDL	BDL	BDL
	No. of observation		52	52	51	52	52
7	Arsenic (As) (Std. 6 ng/m^3)						
	Min		BDL	BDL	BDL	BDL	BDL
	Average		BDL	BDL	BDL	BDL	BDL
	Max		BDL	BDL	BDL	BDL	BDL
	No. of observation		52	52	51	52	52
8	Ni (Std. 20 ng/m^3)						
	Min		BDL	BDL	BDL	BDL	BDL
	Average		BDL	BDL	BDL	BDL	BDL
	Max		BDL	BDL	BDL	BDL	BDL
	No. of observation		52	52	51	52	52
9	CO (Std. 2/4 mg/m^3)						
	Min	0.89	0.90	0.96	0.42	1.02	0.78
	Average	1.18	1.16	1.18	1.28	1.22	1.08
	Max	1.72	1.38	1.37	1.72	1.44	1.28
	No. of observation	Continuous	52	52	51	52	52

CMCHSE SOCHSE

	Station	Continuous Monitoring Station	Near Tube Well No.14	Near LPG Bottling plant	Rural Health Centre	Bartola Rail Gate	Near TW No.7 in Township
10	Ozone (Std.100/180 µg/m³ for 8 hrs/1 hr)						
	Min	34.91	13.4	14.6	18.4	16.4	12.0
	Average	35.03	20.4	18.8	23.9	22.8	16.3
	Max	35.11	28.5	25.4	34.1	33.5	19.8
	No. of observation	Continuous	52	52	51	52	52
11	Benzene (Std. 5 µg/m³)						
	Min	0.53	BDL	BDL	BDL	BDL	BDL
	Average	0.58	BDL	BDL	BDL	BDL	BDL
	Max	0.62	BDL	BDL	BDL	BDL	BDL
	No. of observation	Continuous	52	52	51	52	52
12	Benzo (a) Pyrene (Std. 1 ng/m³)						
	Min		BDL	BDL	BDL	BDL	BDL
	Average		BDL	BDL	BDL	BDL	BDL
	Max		BDL	BDL	BDL	BDL	BDL
	No. of observation		52	52	51	52	52

Average of Six Stations

Parameter	SO_2	NO_2	PM-10	PM-2.5	NH_3	Pb	As	Ni	Benzo (a) Pyrene	CO	C_6H_6	O_3
Unit	µg/m³						ng/m³			mg/m³	µg/m³	
NAAQ Std. 2009	50/80	40/80	60/100	40/60	100/400	0.5/1.0	Max 6	Max 20	Max 1	2/4	Max 5	100/180
Min	13.15	19.5	59.2	19.6	16.7	BDL	BDL	BDL	BDL	0.83	0.53	18.3
Average	18.29	24.4	66.8	25.0	23.5	BDL	BDL	BDL	BDL	1.18	0.58	22.9
Max	25.68	30.0	78.2	31.6	34.6	BDL	BDL	BDL	BDL	1.49	0.62	29.4

CM(HSE) SO(HSE)

4.0 APPENDIX-A2

Effluent Discharged (in m^3/hr):
(1st October 2025 to 31st March 2026)

A	Industrial Effluent, m^3/hr	214.5
B	Domestic Effluent from BGR Township, m^3/hr	37.2
C	Total Effluent Treated (A + B), m^3/hr	251.7
D	Treated Effluent Reused, m^3/hr	251.7
E	Effluent Discharged, m^3/hr	0.00
F	m^3 of Effluent discharged for 1000 MT of Crude processed	0.00

A. Treated Effluent Quality
(1st October 2025 to 31st March 2026)

Sl. No	Parameter	Std 2008	Min	Avg.	Max
1	pH value	6.0 - 8.5	7.48	7.58	7.76
2	Oil and Grease, mg/l	5.0	2.0	2.0	2.0
3	Bio-Chemical Oxygen Demand (3 Day at 27°C), mg/l	15.0	11.0	12.67	14.0
4	Chemical Oxygen Demand (COD), mg/l	125.0	60.0	68.67	80.0
5	Suspended Solids, mg/l	20.0	12.0	15.5	18.0
6	Phenolic compounds (as C_6H_5OH), mg/l	0.35	0.11	0.22	0.31
7	Sulphide (as S), mg/l	0.50	0.16	0.32	0.45
8	CN, mg/l	0.20	0.01	0.02	0.03
9	Ammonia as N, mg/l	15.0	2.68	3.13	4.02
10	TKN, mg/l	40.0	3.36	4.41	5.04
11	P, mg/l	3.0	0.52	1.05	1.48
12	Cr (Hexavalent), mg/l	0.10	-	BDL	-
13	Cr (Total), mg/l	2.0	-	BDL	-
14	Pb, mg/l	0.10	-	BDL	-
15	Hg, mg/l	0.01	-	BDL	-
16	Zn, mg/l	5.0	0.20	0.32	0.44
17	Ni, mg/l	1.0	-	BDL	-
18	Cu, mg/l	1.0	0.02	0.04	0.06
19	V, mg/l	0.20	-	BDL	-
20	Benzene, mg/l	0.10	-	BDL	-
21	Benzo (a) pyrene, mg/l	0.20	-	BDL	-

CM(HSE) SO(HSE)

B. Final Outlet (From the Complex) Storm Water channel Quality
(1st October 2025 to 31st March 2026)

Sl. No.	Parameter	Std 2008	Min	Avg.	Max
1	pH value	6.0 - 8.5	7.42	7.55	7.69
2	Oil and Grease, mg/l	5.0	2.0	2.0	2.0
3	Bio-Chemical Oxygen Demand (3 Day at 27°C), mg/l	15.0	11.0	12.33	13.0
4	Chemical Oxygen Demand (COD), mg/l	125.0	60.0	65.33	72.0
5	Suspended Solids, mg/l	20.0	14.0	16.33	18.0
6	Phenolic compounds (as C6H5OH), mg/l	0.35	BDL	BDL	BDL
7	Sulphide (as S), mg/l	0.50	BDL	BDL	BDL
8	CN, mg/l	0.20	BDL	BDL	BDL
9	Ammonia as N, mg/l	15.0	1.90	2.23	2.88
10	TKN, mg/l	40.0	2.24	3.29	4.60
11	P, mg/l	3.0	0.82	0.94	1.07
12	Cr (Hexavalent), mg/l	0.10	BDL	BDL	BDL
13	Cr (Total), mg/l	2.0	BDL	BDL	BDL
14	Pb, mg/l	0.10	BDL	BDL	BDL
15	Hg, mg/l	0.01	BDL	BDL	BDL
16	Zn, mg/l	5.0	0.20	0.36	0.52
17	Ni, mg/l	1.0	BDL	BDL	BDL
18	Cu, mg/l	1.0	0.02	0.04	0.06
19	V, mg/l	0.20	BDL	BDL	BDL
20	Benzene, mg/l	0.10	BDL	BDL	BDL
21	Benzo (a) pyrene, mg/l	0.20	BDL	BDL	BDL

CM(HSE) SO(HSE)

4.0 APPENDIX-A3: Tree Plantation (1st October 2025 to 31st March 2026)

The entire area inside BGR covered with greenery through massive plantation activities. Through massive plantation work and by giving protection to natural forest growth inside BGR premises, the entire area has become green. The entire plant area where processing plant facilities do not exist has a green cover. This helps in reduction of noise and air pollution level in one hand while on the other hand provides protection to ecological features of the area. The refinery has an excellent quality environment around its complex. Natural greenery can be seen all around the complex as well as in BGR Township in all seasons of the year.
Tree Census was done by Divisional Forest Office, Chirang in the year 2012-13. As per census, 84545 numbers of plants which include trees including shrubs, ocular estimated 33000 numbers of bamboos in 1150 no. bamboo culms and trees, planted by BGR during 2003 to 2012.

To comply INDMAX & BS-VI EC conditions, BGR planted 29600 No.s of saplings in the FY 2017-18, 30,062 No.s in FY 2018-19, 14340 No.s in FY 2019-20, 25606 No.s in FY 2020-21, 1,00,000 No.s in FY 2021-22, 26710 No.s. in FY 2022-23, 100630 No.s in FY-2023-24 while in FY 2024-25, BGR planted 107530 No.s of tree saplings in and around the complex. In FY 2025-26, 50,300 No. of saplings has been distributed to 135 Inf Battalion TA, Bishmuri, 15th Battalion SSB, Kajalgaon and DIGP (OPS), CRPF, Chirang.

Tree Plantation 2017-18

Birhangaon State Dispensary Plantation 10000 No. s in Aug'2017 and 5375 No. s (2nd Phase in August,2019), Sapling Planted by Miyawaki Method. Growth in March 2026.

CM(HSE) SO(HSE)

Tree Plantation 2018-19

BGR TOWNSHIP PLANTATION, Planted Van Mahotsav 2018, Growth in March 2026.

Tree Plantation 2019-20

North Bongaigaon High School, 5250 Sapling Planted by Miyawaki Method in the month of September,2019, Growth in March 2026.

CM(HSE) SO(HSE)

Tree Plantation 2020-21

4810 No.s of sapling Planted in the month of August'2020 at Hatipota Brahma Mandir, Growth in March 2026.

Tree Plantation 2021-22(One Lac sapling planted during FY 2021-22)

Planted on WED'2021, in BGR Township, Growth in March 2026.

CM(HSE) SO(HSE)

Tree Plantation 2021-22

Planted on Aug,2021, in the complex, North side of INDMAX & BS-VI, Growth in March 2026.

Tree Plantation 2021-22

Planted on Aug,2021, in the complex, North side of INDMAX & BS-VI, Growth in March 2026.

GM CM(HSE) SO(HSE)

Tree Plantation 2022-23



Planted on **WED'2022, in BGR Township, Growth in March 2026.**

Go
AM(HSE) SO(HSE)

5.0 APPENDIX-A4: Quarterly Fugitive Emission Survey Data (LDAR)
(1st October 2025 to 31st March 2026)

Q-4.pdf

Q-3.pdf

M(HSE) SO(HSE)

6.0 APPENDIX-A5(a): Annual return of hazardous waste (2025-26)

इंडियन ऑयल कॉर्पोरेशन लिमिटेड
बोंगाइगाँव रिफाइनरी
डाकघर : धालीगाँव - 783 385
जिला : चिरांग (असम)
Indian Oil Corporation Limited
Bongaigaon Refinery
P.O. : Dhaligaon, Dist. : Chirang, Assam-783385
Phone : 03664-
E-mail :
Website : www.iocl.com FAX : 03664-

रिफाइनरी प्रभाग
Refineries Division

BGR/HSE/HW-RETURN/FY 25-26/ 26-01

Date: 16-06-26

To

The Member Secretary,
Pollution Control Board, Assam
Bamunimaidam
Guwahati – 781021

Subject: Regarding Submission of Annual Hazardous Waste Return for Fy 2025-26 in Form-4 along with filled in Format A, B & C as per Hazardous and Other Waste (Management and Transboundary Movement) Rules'2016

Respected Madam,

Please find enclosed herewith the copy of Annual Hazardous Waste Return for Fy 2025-26 in Form-4 along with the filled in Format A,B,C as per Hazardous and Other Waste (Management and Transboundary Movement) Rules'2016 for the period from 1st April'25 to 31st March'26.

Thanking You,

सादर | Regards

16/06/26

बिमान गोगोई| Biman Gogoi
उप महाप्रबंधक | Dy. General Manager (HSE)
इंडियन ऑयल कॉर्पोरेशन लिमिटेड | Indian Oil Corporation Ltd.
बोंगाईगांव रिफाइनरी | Bongaigaon Refinery | : 03664 25 3321 (O)Copy to:

1. Zonal Officer, Central Pollution Control Board,
   Eastern Zonal Office, 'TUM -SIR', Lower Motinagar
   Near Fire Brigade H.Q
   Shillong—793014

2. The Regional Executive Engineer
   Regional Laboratory cum office
   Pollution Control Board, Assam
   Ratnawali Heights (1st floor)
   (Opposite Birjhora HS School)

Hazardous Waste
Return of IOCL BGR

GM(HSE) SO(HSE)

7.0 APPENDIX-A5 (b): Authorization from PCBA for Hazardous Waste (Management and Transboundary Movement) Rules 2016
No. WB/BONG/T-748/19-20/109

Pollution Control Board:: Assam
Bamunimaidam; Guwahati-21
(Department of Environment & Forests:: Government of Assam)
Phone: 0361-2652774 & 3150318; Fax: 0361-3150319
Website: www.pcbassam.org

No. WB/T-311/21-22/ 252 Dated Guwahati the 08 th September, 2022

FORM – 2

[See Rule 6(2)]

[Grant of Authorization under the Provision of the Hazardous and Other Wastes (Management & Transboundary Movement) Rules, 2016]

1. Number of Authorisation and date of issue : **No. WB/T-311/21-22/ dtd. .09.2022**
2. Reference of application (No. and date) : **634914**
3. **M/s Indian Oil Corporation Limited (IOCL) , Bongaigaon Refinery, NH 31C (New NH 27), Dhaligaon, Chirang** is hereby granted an authorisation based on the signed inspection report for Generation, storage and transportation of Hazardous or Other wastes or both.

DETAILS OF AUTHORISATION

Sl. No.	Category of Hazardous Waste as per the Schedules-I, II & III of these rules	Authorised mode of disposal or recycling or utilisation or co-processing, etc.	Quantity (ton/annum)	Mode of Management
1	Schedule-I, Sl.No. 4.1 : Oil sludge or emulsion	Generation, Storage & Transportation	7000 MT/Annum	Transportation to authorized actual user/Recyclers/ Disposal agencies/ reprocessing and recovery/Captive treatment through Bio-remediation as per prescribed norms
2	Schedule-I, Sl.No. 4.2: Spent catalyst	Generation, Storage & Transportation	2500 MT/Annum	Transportation to authorized actual user/Recyclers in accordance with HOWM Rules,2016
3	Schedule-I, Sl.No. 4.3: Slop Oil	Generation, Storage & Transportation	32000 MT/Annum	Captive Utilization as per prescribed norms
4	Schedule-I, Sl.No. 5.1: Used or spent oil	Generation, Storage & Transportation	20 MT/Annum	Transportation to authorized actual user/Recyclers
5	Schedule-I, Sl.No. 33.1:Empty barrels/containers/liners contaminated with hazardous chemicals/wastes	Generation, Storage & Transportation	7000 numbers/Annum	Transportation to authorized actual user/Recyclers

4. **This authorisation shall be in force in force for the period of five years up to 31.03.2027 unless otherwise revoked or withdrawn within this period.**
5. The authorisation is subject to the following general and specific conditions:

A. GENERAL CONDITIONS OF AUTHORISATION:

1. The authorised person shall comply with the provisions of the Environment (Protection) Act, 1986 and the rules made there under.
2. The authorisation or its renewal shall be produced for inspection at the request of an officer authorised by the State Pollution Control Board.
3. The person authorised shall not rent, lend, sell, transfer or otherwise transport the hazardous and other wastes except what is permitted through this authorization.
4. The agencies should ensure that the barrels are decontaminated before collection in the premises of the occupier / generator equipped with adequate effluent treatment plant.
5. Any unauthorised change in personnel, equipment or working conditions as mentioned in the application by the person authorised shall constitute a breach of his authorization.
6. The person authorised shall implement Emergency Response Procedure (ERP) for which this authorisation is being granted considering all site specific possible scenarios such as spillages, leakages, fire etc. and their possible impacts and also carry out mock drill in this regard at regular interval of time
7. The person authorised shall implement Emergency Response Procedure (ERP) for which this authorisation is being granted considering all site specific possible scenarios such as spillages, leakages, fire etc. and their possible impacts and also carry out mock drill in this regard at regular interval of time

SO(HSE)

Pollution Control Board, Assam * Guwahati-21 *

pcba

The person authorised shall comply with the provisions outlined in the Central Pollution Control Board guidelines on "Implementing Liabilities for Environmental Damages due to Handling and Disposal of Hazardous Waste and Penalty"

9. It is the duty of the authorised person to take prior permission of the State Pollution Control Board to close down the facility.
10. The imported hazardous and other wastes shall be fully insured for transit as well as for any accidental occurrence and its clean-up operation.
11. The record of consumption and fate of the imported hazardous and other wastes shall be maintained.
12. The hazardous and other waste which gets generated during recycling or reuse or recovery or pre-processing or utilisation of imported hazardous or other wastes shall be treated and disposed of as per specific conditions of authorization.
13. The importer or exporter shall bear the cost of import or export and mitigation of damages if any.
14. An application for the renewal of an authorisation shall be made as laid down under these Rules.
15. Any other conditions for compliance as per the Guidelines issued by the Ministry of Environment, Forest and Climate Change or Central Pollution Control Board from time to time.
16. Annual return shall be filed by June 30th for the period ensuring 31st March of the year.

B. SPECIFIC CONDITIONS:

1. The unit shall maintain the records of Hazardous & Other Wastes in Form-3 under provision of Rules 6(5), 13(7), 14(6), 16(5) & 20(1)
2. The unit shall provide the Transporter with the relevant information in Form-9 regarding the hazardous nature of the wastes and measures to be taken in case of an emergency
3. The unit shall submit Annual Returns in Form-4 to State Pollution Control Board by 30th June of every year for the preceding period April to March.
4. The unit shall prepare 6 (six) copies of the manifest in From-10 as per Rules-19(1) for every transit of consignment of hazardous Waste under this authorization.
5. Any other conditions for compliance as per the guidelines issued by the Ministry of Environment, Forests & Climate Change, GOI, New-Delhi & Central Pollution Control Board, Delhi shall be complied.
6. The unit shall submit an Environmental Statement for the financial year ending on 31st March, in Form–V of the Environment (Protection) Rules, 1986 before 30th September every year.
7. Any occupier handling hazardous or other wastes and operator of the treatment, storage and disposal facility shall ensure that the hazardous and other wastes are packaged in a manner suitable for safe handling, storage and transport as per the guidelines issued by the Central Pollution Control Board from time to time. The labelling shall be done as per Form 8.
8. The unit shall submit the report on any accident occurs at their facility immediately to the state Pollution Control Board, in Form-11 of the Hazardous and Other Wastes (Management & Transboundary Movement) Rules, 2016.
9. The transport of the hazardous and other waste shall be in accordance with the provisions of Rule 18 of Hazardous & Other waste (Management & Transboundary Movement) Rules, 2016.
10. The unit shall install a display board in the prescribed format in accordance with PCBA notification vide. WB/T-237/ 19-20/95 dated 17.08.2020 and regularly update the same.

(Shantanu Kr. Dutta)
Member Secretary

Memo No. WB/T-311/21-22/ 252-A 2415 Dated Guwahati the, 28.9 September, 2022

Copy to:

1. M/S Indian Oil Corporation Limited (IOCL), Bongaigaon Refinery, NH 31C (New NH 27), Dhaligaon, Chirang (Assam) for information & necessary action.

(Shantanu Kr. Dutta)
Member Secretary

SO(HSE)

8.0 APPENDIX-A6: Detail of Wastewater treatment and disposal system.

ETP Description.pdf

PM(HSE) SO(HSE)

9.0 APPENDIX-A7: Quarterly Noise Survey Data (1st October 2025 to 31st March 2026)

Q-4.pdf

Q-3.pdf

EM(HSE) SO(HSE)

10.0 APPENDIX-A8: Rainwater Harvesting Data

Sl. No.	Name of RWH Site location	Nos. of RHW system	Area (In m^2)	Estimated approximate ground water recharge potential volume (m^3 /year) based on avg. annual rainfall MD data for the last 10 yrs
A	**At Township area**			
1	Manjeera GH	1	677	1956.53
2	Deosri GH	4	581	1679.09
3	Manas Guest House	2	639	1846.71
4	BGR HS School, BGR	2	1361	3933.29
5(A)	DPS Block-I (Old)	1	704	2034.56
5(A)	DPS Block-I (New)	2	808.75	2337.2875
5(B)	DPS Block-II	3	1810	5230.9
6	Champa Club (Officers Club)	2	1100	3179
7	Refinery Club cum Community Centre	3	2580	7456.2
8	Employee Union Conference Hall Building	1	275	794.75
9	CISF Office	2	825	2384.25
10	CISF Barrack	4	1050	3034.5
11	BGR Community Centre	2	650	1878.5
12	Sports complex (Football and volleyball Stadium Gallery)	2	988	2855.32
13	Rainwater Harvesting at Mandir Complex Pond	1	7125	20591.25
14	Mandir Complex	1	833	2407.37
15	Temple Complex (NEW)	1	10151	29336.39
16	Cooperative Store/Shopping Complex (Newly constructed in Oct'24))	1	210	606.9
17	BGR Hospital (Newly constructed in Oct'24)	1	736	2127.04
B	**At Refinery area**			
18	Admin. Block - B Plan	1	1730	4999.7
19	BGR Canteen (Ref.)	2	3134	9057.26
20	CISF Office & Scooter Shed (Ref.)	1		
21	Cycle Stand (Near time office)	1		
22	Control Room BS-VI - Plant	1	1372.5	3966.525
23	Substation BSVI - Plant	1	942	2722.38
24	Parvesh Udyan pond	1	5775	16689.75
25	Eco Park Pond including natural pond	1	20000	57800
	Total	**45**	**66057.25**	**190905.5**

CM(HSE) SO(HSE)

11.0 APPENDIX-A9: Screenshot of IOCL website wherein past reports have been uploaded

Link: https://iocl.com/statutory-notices

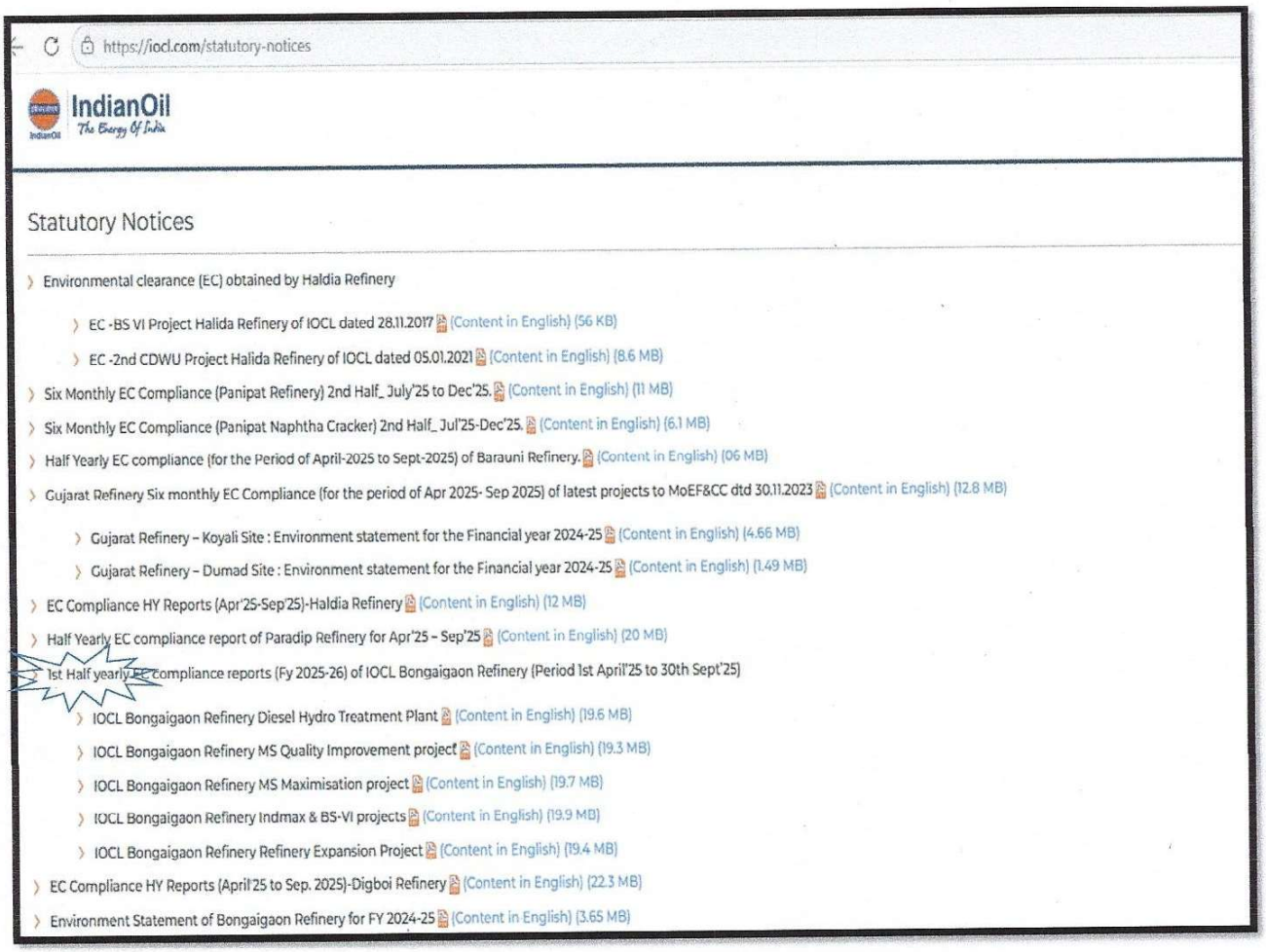

https://iocl.com/statutory-notices

IndianOil
The Energy Of India

Statutory Notices

- Environmental clearance (EC) obtained by Haldia Refinery
  - EC -BS VI Project Halida Refinery of IOCL dated 28.11.2017 (Content in English) (56 KB)
  - EC -2nd CDWU Project Halida Refinery of IOCL dated 05.01.2021 (Content in English) (8.6 MB)
- Six Monthly EC Compliance (Panipat Refinery) 2nd Half_ July'25 to Dec'25. (Content in English) (11 MB)
- Six Monthly EC Compliance (Panipat Naphtha Cracker) 2nd Half_ Jul'25-Dec'25. (Content in English) (6.1 MB)
- Half Yearly EC compliance (for the Period of April-2025 to Sept-2025) of Barauni Refinery. (Content in English) (06 MB)
- Gujarat Refinery Six monthly EC Compliance (for the period of Apr 2025- Sep 2025) of latest projects to MoEF&CC dtd 30.11.2023 (Content in English) (12.8 MB)
  - Gujarat Refinery – Koyali Site : Environment statement for the Financial year 2024-25 (Content in English) (4.66 MB)
  - Gujarat Refinery – Dumad Site : Environment statement for the Financial year 2024-25 (Content in English) (1.49 MB)
- EC Compliance HY Reports (Apr'25-Sep'25)-Haldia Refinery (Content in English) (12 MB)
- Half Yearly EC compliance report of Paradip Refinery for Apr'25 – Sep'25 (Content in English) (20 MB)
- 1st Half yearly EC compliance reports (Fy 2025-26) of IOCL Bongaigaon Refinery (Period 1st April'25 to 30th Sept'25)
  - IOCL Bongaigaon Refinery Diesel Hydro Treatment Plant (Content in English) (19.6 MB)
  - IOCL Bongaigaon Refinery MS Quality Improvement project (Content in English) (19.3 MB)
  - IOCL Bongaigaon Refinery MS Maximisation project (Content in English) (19.7 MB)
  - IOCL Bongaigaon Refinery Indmax & BS-VI projects (Content in English) (19.9 MB)
  - IOCL Bongaigaon Refinery Refinery Expansion Project (Content in English) (19.4 MB)
- EC Compliance HY Reports (April'25 to Sep. 2025)-Digboi Refinery (Content in English) (22.3 MB)
- Environment Statement of Bongaigaon Refinery for FY 2024-25 (Content in English) (3.65 MB)

CM(HSE) SO(HSE)

12.0 APPENDIX-A10: NABL certificate of QC Lab of Bongaigaon Refinery

National Accreditation Board for Testing and Calibration Laboratories

NABL

CERTIFICATE OF ACCREDITATION

INDIAN OIL CORPORATION LIMITED, QC LABORATORY, BONGAIGAON REFINERY

has been assessed and accredited in accordance with the standard

ISO/IEC 17025:2017

"General Requirements for the Competence of Testing & Calibration Laboratories"

for its facilities at

P.O. DHALIGAON, BONGAIGAON, CHIRANG, ASSAM, INDIA

in the field of

TESTING

Certificate Number: TC-6027

Issue Date: 29/04/2024 Valid Until: 28/04/2026

This certificate remains valid for the Scope of Accreditation as specified in the annexure subject to continued satisfactory compliance to the above standard & the relevant requirements of NABL.

(To see the scope of accreditation of this laboratory, you may also visit NABL website www.nabl-india.org)

Name of Legal Entity: Indian Oil Corporation Limited

Signed for and on behalf of NABL

N. Venkateswaran
Chief Executive Officer

CM(HSE) SO(HSE)

13.0 APPENDIX-A11: Employees Occupational Heath Checkup Status

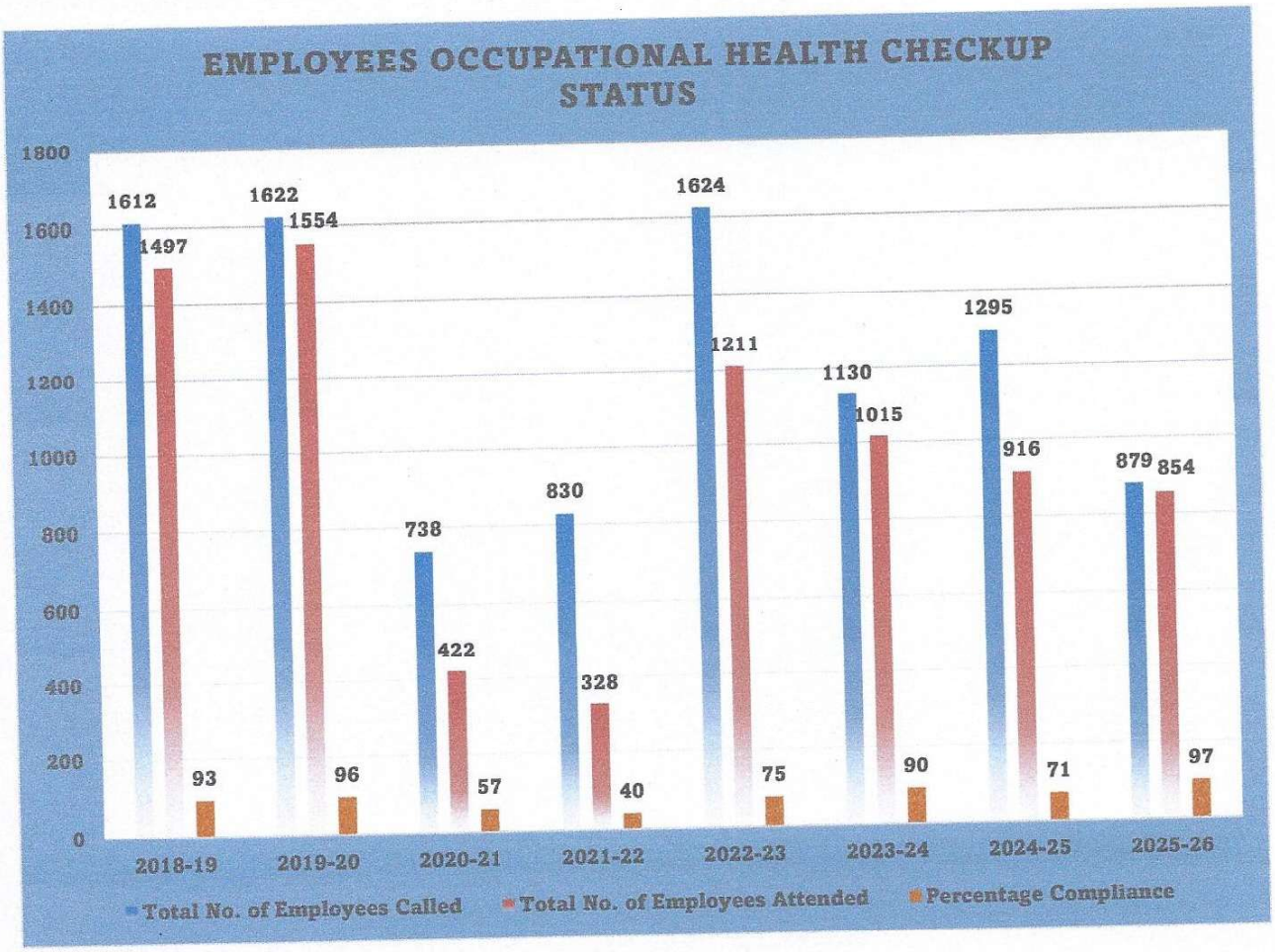

Note: Employees Occupational Health checkup program was affected during the year 2020-2022 owing to COVID-2019 pandemic situation.

CM(HSE) SO(HSE)

14.0 APPENDIX-A12: Flare System

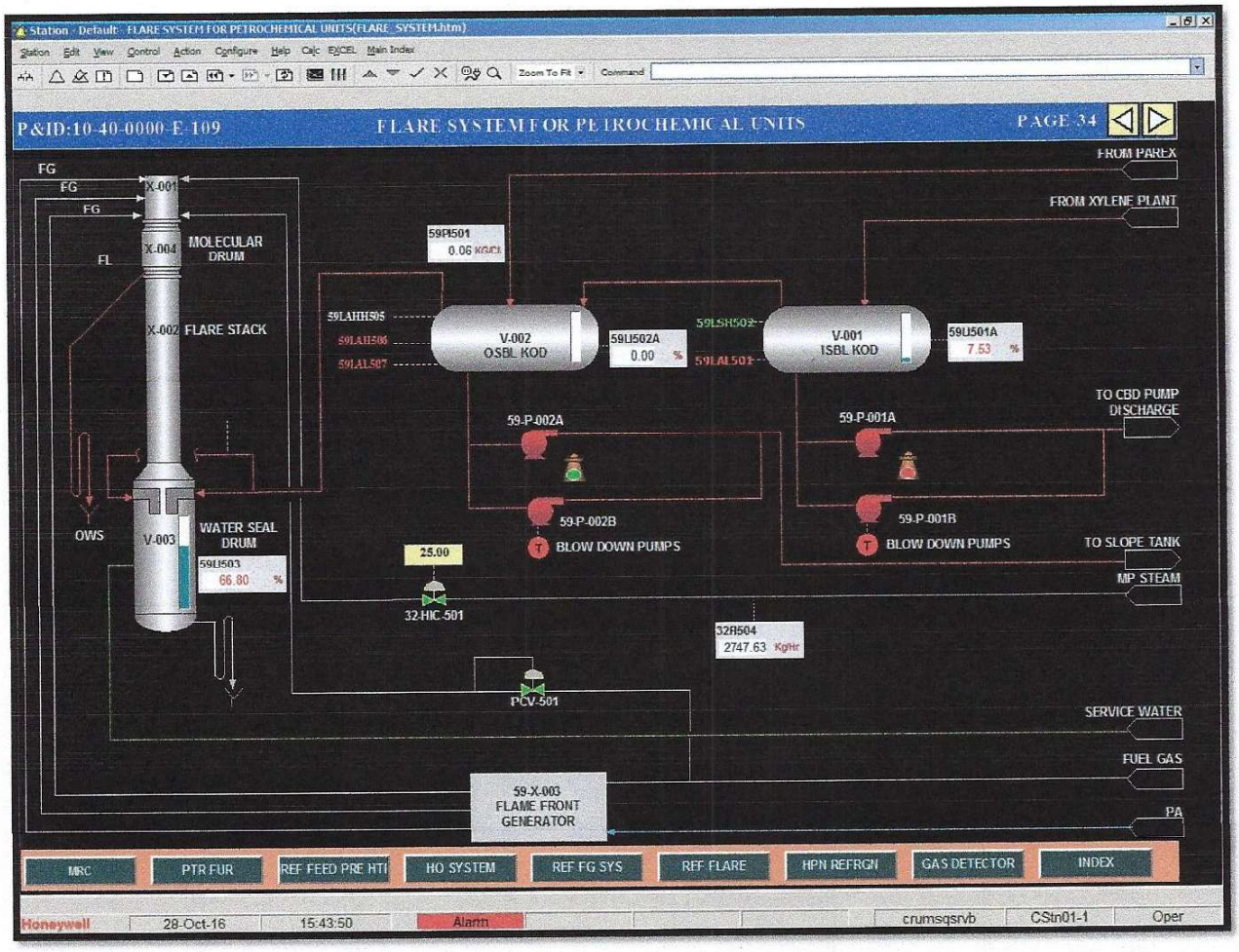

Go
CM(HSE) SO(HSE)

15.0 APPENDIX-A13: Ground Water Report

Ground Water - Nov'25.pdf

CM(HSE) SO(HSE)

Indian Oil Corporation Limited

(Refineries Division)

Bongaigaon Refinery, Dhaligaon-783385, Assam, India

VOC Emission Survey Reports (LDAR)

Study Period: 3rd Quarter FY 2025-2026

Prepared By

NITYA LABORATORIES

Address: Plot No.118, Church Road, Behind Kausik Vatika, Bhagat Singh Colony, Ballabgarh, Faridabad, Delhi NCR, India

Tel.: +91-129-2241021

Mobile No.: +91-9873924093, +91-9013591021, +91-9013552273

E-Mail ID: info@nityalab.com

Website: www.nityalab.com

Voc Emission Survey Report (LDAR) for Indian Oil Corporation Limited, Bongaigaon Refinery, Assam

Name of Client	:	**M/s Indian Oil Corporation Limited** Refinery Division, Bongaigaon Refinery Dhaligaon-783385, Assam, India
Name of Vendor	:	**M/s Nitya Laboratories** Plot No.118, Church Road, Behind Kausik Vatika Bhagat Singh Colony, Ballabgarh-121 004 Distt. Faridabad (Haryana) Delhi NCR, India
Nature of Job	:	Voc Emission Survey Report at Indian Oil Corporation Limited, Refinery Division, Bongaigaon Refinery, Dhaligaon-783385, Assam, India
Report Period	:	**Oct 25" to Dec 25"**

FOR NITYA LABORATORIES

RAVINDER MITTAL

Head-Environmental Division

C O N T E N T S

Sr No.	LOCATION	PAGE NO.
	Exécutive Summary	3
	Plant Wise Summary	4
	LDAR Record	**5-14**
1.0	**Introduction**	**15**
2.0	**About LDAR**	**16-17**
3.0	**Method of the study**	**18-19**
4.0	**Volatile Organic Compounds (VOCs)**	**20**
5.0	**Leak Detection and Quantification Methods**	**20-23**
6.0	**Unit Detail of VOC**	**24-315**
	Voc Point Detail of PRIME-G	24-42
	Voc Point Detail of INDMAX FCC	43-55
	Voc Point Detail of DCU-01	56-75
	Voc Point Detail of DCU-II	76-94
	Voc Point Detail of CDU-01	95-114
	Voc Point Detail of DHDT	115-127
	Voc Point Detail of HGU	128-138
	Voc Point Detail of CPP	139-147
	Voc Point Detail Tank farm area	148-217
	Voc Point Detail of WLG	218-243
	Voc Point Detail of LPG	244-257
	Voc Point Detail of CRU-MSQ	258-290
	Voc Point Detail of GTG	291-296
	Voc Point Detail of CDU-02	297-315

Executive Summary

Indian Oil Corporation Limited (Refineries Division) has intended to conduct the Fugitive Emission survey/Leal Detection and Repair (LDAR) program at its refinery Bongaigaon Haryana. As a part of this program Indian Oil Corporation Limited (Refineries Division) has awarded the contract to M/s Nitya Laboratories for conduct the LDAR survey for the period 09/2025 to 09/2028.

The LDAR Program at site included the detection, tagging and measurement of VOC emission from these identified points which included valves, pump seal, compressor & pressure relieve valves for the measurement of the period from October to December 2025.

Plant Wise Summary of VOC

Sr. No.	Date of Monitoring	Unit	Total No's of	Total No's of Leakage	Total Leak (kg/hr)	Total Leak (kg/day)
1	09-10-2025 10-10-2025 11-10-2025	PRIME-G	737	13	0.001822	0.043726479
2	13-10-2025 14-10-2025	INDMAX FCC	506	9	0.003678	0.088274002
3	16-10-2025 17-10-2025 18-10-2025	DCU-01	776	30	0.008569	0.205646901
4	23-10-2025 24-10-2025 25-10-2025	DCU-II	745	23	0.003860	0.092634518
5	27-10-2025 28-10-2025 29-10-2025	CDU-01	758	11	0.004836	0.116072831
6	31-10-2025 01-11-2025 04-11-2025	DHDT	485	8	0.001491	0.035777
7	05-11-2025 06-11-2025	HGU	430	17	0.003787	0.090885725
8	10-11-2025 11-11-2025	CPP	352	13	0.001436	0.034457491
9	13-11-2025 14-11-2025 20-11-2025 22-11-2025 26-11-2025 28-11-2025 29-11-2025	TANK FARM AREA	2584	60	0.017008	0.4081893
10	01-12-2025 02-12-2025 03-12-2025 04-12-2025	WLG	997	19	0.003788	0.090900012
11	05-12-2025 06-12-2025	LPG	514	10	0.001314	0.03152687
12	08-12-2025 09-12-2025 10-12-2025 11-12-2025 12-12-2025	CRU-MSQ	1295	55	0.028268	0.678436188
13	16-12-2025	GTG	227	10	0.001228	0.029469966
14	17-12-2025 18-12-2025 20-12-2025	CDU-II	742	37	0.017203	0.412874474
	TOTAL		**11147**	**315**	**0.098288**	**2.358871757**

LDAR Record as per OSID-GDN-2205 (VOC)

Sr. No.	Unit	ID Tag No.	Line Size	Associated equipment identification no./P&ID Ref.No.	Component Type (valve gland / valve bonnet/ pump seal / flange etc.)	Duty (gas/light/ heavy liquid hydrocarbon	Measured reading from detector % LEL	Measured Reading % Gas	PPMV calculation with formula based on correlation factor from annex1 for type & duty	Kg/hr Before attending leak	Kg/day Before attending leak	Measured reading from detector % LEL	PPMV calculation with formula based on correlation factor from annex1 for type & duty	Kg/hr after attending leak	Kg/day after attending leak	Remarks (minor/ major/ shut down job etc.
1	DHDT	Stabilized Naphtha line lower (I/V Gland)	4 Inch	Stabilized Naphtha line lower (I/V Gland)	Valve	Gas	0.00833%	0.00833 %	83.3	0.000149	0.003567	0.008 33%	83.3	0.000149	0.003567	Mirror
		Stab. Up Naphtha from tank line lower(I/V U/S Flange)	4 Inch	Stab. Up Naphtha from tank line lower(I/V U/S Flange)	Flange	Gas	0.03858%	0.03858 %	385.8	0.000303	0.007283	0.038 58%	385.8	0.000303	0.007283	Mirror
		Stab. Up Naphtha from tank line upper(I/V Gland)	4 Inch	Stab. Up Naphtha from tank line upper(I/V Gland)	Valve	Gas	0.1023%	0.1023%	1023	0.000744	0.017847	0.102 3%	1023	0.000744	0.017847	Mirror
2	INDMAX FCC	101-FV-6101 U/S line (I/V Gland)	3 Inch	101-FV-6101 U/S line (I/V Gland)	Valve	Gas	0.01282%	0.01282 %	128.2	0.000196	0.004704	0.012 82%	128.2	0.000196	0.004704	Mirror
		101-FV-6001 (C/V Gland)	2 Inch	101-FV-6001 (C/V Gland)	Valve	Gas	0.00065%	0.00065 %	6.5	0.000029	0.000694	0.000 65%	6.5	0.000029	0.000694	Mirror
		101-FV-6203 (C/V Gland)	2 Inch	101-FV-6203 (C/V Gland)	Valve	Gas	0.0032%	0.0032%	3.2	0.000018	0.000440	0.003 2%	3.2	0.000018	0.000440	Mirror
		101-FV-6203 (C/V D/S Flange)	2 Inch	101-FV-6203 (C/V D/S Flange)	Flange	Gas	0.00057%	0.00057 %	5.7	0.000155	0.003715	0.000 57%	5.7	0.000155	0.003715	Mirror
		101-PM-022A Discharge line (I/V Gland)	4 Inch	101-PM-022A Discharge line (I/V Gland)	Valve	Gas	0.00038%	0.00038 %	3.8	0.000020	0.000491	0.000 38%	3.8	0.000020	0.000491	Mirror
		101-PM-021A Discharge line (I/V Gland)	6 Inch	101-PM-021A Discharge line (I/V Gland)	Valve	Gas	0.3851%	0.3851%	3851	0.001742	0.041799	0.385 1%	3851	0.001742	0.041799	Mirror
		101-PM-021B Discharge line (I/V Gland)	6 Inch	101-PM-021B Discharge line (I/V Gland)	Valve	Gas	0.2191%	0.2191%	2191	0.001213	0.029102	0.219 1%	2191	0.001213	0.029102	Mirror
		101-PM-021B Discharge line (I/V U/S Flange)	6 Inch	101-PM-021B Discharge line (I/V U/S Flange)	Flange	Gas	0.0012%	0.0012%	12	0.000262	0.006284	0.001 2%	12	0.000262	0.006284	Mirror
		101-FV-5802 U/S line(I/V Gland)	6 Inch	101-FV-5802 U/S line(I/V Gland)	Valve	Gas	0.00123%	0.00123 %	12.3	0.000044	0.001045	0.001 23%	12.3	0.000044	0.001045	Mirror

3	DCU-II	14-FV-404 (C/V Gland)	4 Inch	14-FV-404 (C/V Gland)	Valve	Gas	0.00121%	0.00121 %	12.1	0.00004	0.00103	0.001 21%	12.1	0.00004	0.00103	Minor
		14-PV-1311 (C/V Gland)	1.5 Inch	14-PV-1311 (C/V Gland)	Valve	Gas	0.00673%	0.00673 %	67.3	0.00013	0.00311	0.006 73%	67.3	0.00013	0.00311	Minor
		14-PV-1311 U/S line (I/V Gland)	2 Inch	14-PV-1311 U/S line (I/V Gland)	Valve	Gas	0.01208%	0.01208 %	120.8	0.00019	0.00453	0.012 08%	120.8	0.00019	0.00453	Minor
		14-PV-502 (C/V Gland)	Insulat ion	14-PV-502 (C/V Gland)	Valve	Gas	0.03022%	0.03022 %	302.2	0.00034	0.00816	0.030 22%	302.2	0.00034	0.00816	Minor
		14-F-001 A Pass FG burner no.1 (I/V Gland)	Insulat ion	14-F-001 A Pass FG burner no.1 (I/V Gland)	Valve	Gas	0.0066%	0.0066%	6.6	0.00003	0.00070	0.000 6%	6.6	0.00003	0.00070	Minor
		14-F-001 A Pass FG burner no.3 (I/V Gland)	Insulat ion	14-F-001 A Pass FG burner no.3 (I/V Gland)	Valve	Gas	0.00491%	0.00491 %	49.1	0.00011	0.00254	0.004 91%	49.1	0.00011	0.00254	Minor
		14-F-001 A Pass FG burner no.12 (I/V Gland)	Insulat ion	14-F-001 A Pass FG burner no.12 (I/V Gland)	Valve	Gas	0.00097%	0.00097 %	9.7	0.00004	0.00090	0.000 97%	9.7	0.00004	0.00090	Minor
		14-F-001 B Pass FG burner no.1 (I/V Gland)	Insulat ion	14-F-001 B Pass FG burner no.1 (I/V Gland)	Valve	Gas	0.00113%	0.00113 %	11.3	0.00004	0.00099	0.001 13%	11.3	0.00004	0.00099	Minor
		14-F-001 B Pass Pilot burner no.2 (I/V Gland)	Insulat ion	14-F-001 B Pass Pilot burner no.2 (I/V Gland)	Valve	Gas	0.00349%	0.00349 %	34.9	0.00009	0.00204	0.003 49%	34.9	0.00009	0.00204	Minor
		14-F-001 B Pass Pilot burner no.5 (I/V Gland)	Insulat ion	14-F-001 B Pass Pilot burner no.5 (I/V Gland)	Valve	Gas	0.00417%	0.00417 %	41.7	0.00010	0.00229	0.004 17%	41.7	0.00010	0.00229	Minor
		14-F-001 C Pass FG burner no.1 (I/V Gland)	Insulat ion	14-F-001 C Pass FG burner no.1 (I/V Gland)	Valve	Gas	0.0031%	0.0031%	3.1	0.00002	0.00043	0.000 1%	3.1	0.00002	0.00043	Minor
		14-F-001 C Pass Pilot burner no.2 (I/V Gland)	Insulat ion	14-F-001 C Pass Pilot burner no.2 (I/V Gland)	Valve	Gas	0.03552%	0.03552 %	355.2	0.00038	0.00905	0.035 52%	355.2	0.00038	0.00905	Minor
		14-F-001 C Pass FG burner no.3 (I/V Gland)	Insulat ion	14-F-001 C Pass FG burner no.3 (I/V Gland)	Valve	Gas	0.00056%	0.00056 %	5.6	0.00003	0.00063	0.000 56%	5.6	0.00003	0.00063	Minor
		14-F-001 C Pass FG burner no.4 (I/V Gland)	Insulat ion	14-F-001 C Pass FG burner no.4 (I/V Gland)	Valve	Gas	0.00779%	0.00779 %	77.9	0.00014	0.00342	0.007 79%	77.9	0.00014	0.00342	Minor
		14-F-001 C Pass FG burner no.5 (I/V Gland)	Insulat ion	14-F-001 C Pass FG burner no.5 (I/V Gland)	Valve	Gas	0.0072%	0.0072%	72	0.00014	0.00325	0.007 2%	72	0.00014	0.00325	Minor
		14-F-001 C Pass Pilot burner no.6 (I/V Gland)	Insulat ion	14-F-001 C Pass Pilot burner no.6 (I/V Gland)	Valve	Gas	0.00558%	0.00558 %	55.8	0.00011	0.00276	0.005 58%	55.8	0.00011	0.00276	Minor
		14-F-001 D Pass FG burner no.12 (I/V Gland)	Insulat ion	14-F-001 D Pass FG burner no.12 (I/V Gland)	Valve	Gas	0.05373%	0.05373 %	537.3	0.00049	0.01180	0.053 73%	537.3	0.00049	0.01180	Minor
		14-P-013A Suction line (I/V Gland)	6 Inch	14-P-013A Suction line (I/V Gland)	Valve	Gas	0.00284%	0.00284 %	28.4	0.00007	0.00179	0.002 84%	28.4	0.00007	0.00179	Minor
		14-PV-203C U/S line (I/V Gland)	Insulat ion	14-PV-203C U/S line (I/V Gland)	Valve	Gas	0.0305%	0.0305%	305	0.00034	0.00821	0.030 5%	305	0.00034	0.00821	Minor
		14-FV-1104 (C/V Gland)	1.5 Inch	14-FV-1104 (C/V Gland)	Valve	Gas	0.06232%	0.06232 %	623.2	0.00054	0.01298	0.062 32%	623.2	0.00054	0.01298	Minor
		14-PV-1201 Fuel Gas To 14-V-010 line (I/V Gland)	Insulat ion	14-PV-1201 Fuel Gas To 14-V-010 line (I/V Gland)	Valve	Gas	0.00622%	0.00622 %	62.2	0.00012	0.00296	0.006 22%	62.2	0.00012	0.00296	Minor
		14-PV-203B U/S line (I/V Gland)	4 Inch	14-PV-203B U/S line (I/V Gland)	Valve	Gas	0.02583%	0.02583 %	258.3	0.00031	0.00738	0.025 83%	258.3	0.00031	0.00738	Minor
4	CDU-01	11-PV-8001 U/S line (I/V Gland)	3 Inch	11-PV-8001 U/S line (I/V Gland)	Valve	Gas	0.00163%	0.00163 %	16.3	0.000052	0.001252	0.001 63%	16.3	0.000052	0.001252	Minor
		11-FV-126 (C/V Gland)	3 Inch	11-FV-126 (C/V Gland)	Valve	Gas	0.02947%	0.02947 %	294.7	0.000334	0.008027	0.029 47%	294.7	0.000334	0.008027	Minor
		11-FV-126 To Unstable Nap. To C-005 line (I/V Gland)	6 Inch	11-FV-126 To Unstable Nap. To C-005 line (I/V Gland)	Valve	Gas	0.00084%	0.00084 %	8.4	0.000034	0.000818	0.000 84%	8.4	0.000034	0.000818	Minor
		11-PSV-103A D/S line (I/V Gland)	4 Inch	11-PSV-103A D/S line (I/V Gland)	Valve	Gas	0.00159%	0.00159 %	15.9	0.000051	0.001232	0.001 59%	15.9	0.000051	0.001232	Minor
		11-PV-119 U/S line (I/V Gland)	4 Inch	11-PV-119 U/S line (I/V Gland)	Valve	Gas	0.00083%	0.00083 %	8.3	0.000034	0.000811	0.000 83%	8.3	0.000034	0.000811	Minor
		11-LV-107 (C/V Gland)	Insulat ion	11-LV-107 (C/V Gland)	Valve	Gas	0.00128%	0.00128 %	12.8	0.000045	0.001072	0.001 28%	12.8	0.000045	0.001072	Minor
		11-LV-108 (C/V Gland)	1 Inch	11-LV-108 (C/V Gland)	Valve	Gas	0.00072%	0.00072 %	7.2	0.000031	0.000741	0.000 72%	7.2	0.000031	0.000741	Minor
		11-PM- 0014A Discharge line (I/V Gland)	1 Inch	11-PM- 0014A Discharge line (I/V Gland)	Valve	Gas	0.00065%	0.00065 %	6.5	0.000029	0.000694	0.000 65%	6.5	0.000029	0.000694	Minor
		11-F-001 FG Burner No.2 (I/V Gland)	1 Inch	11-F-001 FG Burner No.2 (I/V Gland)	Valve	Gas	0.00094%	0.00094 %	9.4	0.000037	0.000879	0.000 94%	9.4	0.000037	0.000879	Minor
		11-F-001 Pilot Burner No.4 (I/V Gland)	1 Inch	11-F-001 Pilot Burner No.4 (I/V Gland)	Valve	Gas	1.5%	1.5%	15000	0.004169	0.100065	1.5%	15000	0.004169	0.100065	Minor
		11-F-001 Pilot Burner No.7 (I/V Gland)	1 Inch	11-F-001 Pilot Burner No.7 (I/V Gland)	Valve	Gas	0.0037%	0.0037%	3.7	0.000020	0.000483	0.003 7%	3.7	0.000020	0.000483	Minor

		Near PV-1311 Flow Meter D/S line (I/V Gland)	4"	Near PV-1311 Flow Meter D/S line (I/V Gland)	Valve	Gas	0.0054%	0.0054%	54	0.000113	0.002700	0.0054%	54	0.000113	0.002700	Minor
		14-F-001 A Pass FG burner no.1 (I/V Gland)	Insulation	14-F-001 A Pass FG burner no.1 (I/V Gland)	Valve	Gas	0.00206%	0.00206%	20.6	0.000061	0.001455	0.00206%	20.6	0.000061	0.001455	Minor
		14-F-001 A Pass FG burner no.4 (I/V Gland)	Insulation	14-F-001 A Pass FG burner no.4 (I/V Gland)	Valve	Gas	0.00174%	0.00174%	17.4	0.000054	0.001305	0.00174%	17.4	0.000054	0.001305	Minor
		14-F-001 A Pass FG burner no.5 (I/V Gland)	Insulation	14-F-001 A Pass FG burner no.5 (I/V Gland)	Valve	Gas	0.00109%	0.00109%	10.9	0.000040	0.000967	0.00109%	10.9	0.000040	0.000967	Minor
		14-F-001 A Pass FG burner no.6 (I/V Gland)	Insulation	14-F-001 A Pass FG burner no.6 (I/V Gland)	Valve	Gas	0.00864%	0.00864%	86.4	0.000152	0.003652	0.00864%	86.4	0.000152	0.003652	Minor
		14-F-001 A Pass FG burner no.12 (I/V Gland)	Insulation	14-F-001 A Pass FG burner no.12 (I/V Gland)	Valve	Gas	0.00037%	0.00037%	3.7	0.000020	0.000483	0.00037%	3.7	0.000020	0.000483	Minor
		14-F-001 A Pass Pilot Burner no.8 (I/V Gland)	Insulation	14-F-001 A Pass Pilot Burner no.8 (I/V Gland)	Valve	Gas	0.03342%	0.03342%	334.2	0.000363	0.008702	0.03342%	334.2	0.000363	0.008702	Minor
		14-F-001 B Pass FG burner no.9 (I/V Gland)	Insulation	14-F-001 B Pass FG burner no.9 (I/V Gland)	Valve	Gas	0.0042%	0.0042%	4.2	0.000022	0.000524	0.0042%	4.2	0.000022	0.000524	Minor
		14-F-001 B Pass FG burner no.11 (I/V Gland)	Insulation	14-F-001 B Pass FG burner no.11 (I/V Gland)	Valve	Gas	0.0113%	0.0113%	113	0.000181	0.004338	0.0113%	113	0.000181	0.004338	Minor
		14-F-001 C Pass FG burner no.9 (I/V Gland)	Insulation	14-F-001 C Pass FG burner no.9 (I/V Gland)	Valve	Gas	0.00086%	0.00086%	8.6	0.000035	0.000830	0.00086%	8.6	0.000035	0.000830	Minor
		14-F-001 C Pass FG burner no.12 (I/V Gland)	Insulation	14-F-001 C Pass FG burner no.12 (I/V Gland)	Valve	Gas	0.0051%	0.0051%	5.1	0.000025	0.000594	0.0051%	5.1	0.000025	0.000594	Minor
		14-F-001 D Pass FG burner no.6 (I/V Gland)	Insulation	14-F-001 D Pass FG burner no.6 (I/V Gland)	Valve	Gas	0.03784%	0.03784%	378.4	0.000393	0.009425	0.03784%	378.4	0.000393	0.009425	Minor
		14-F-001 D Pass FG burner no.10 (I/V Gland)	Insulation	14-F-001 D Pass FG burner no.10 (I/V Gland)	Valve	Gas	0.03538%	0.03538%	353.8	0.000376	0.009027	0.03538%	353.8	0.000376	0.009027	Minor
5	DCU-01	14-P-013A Suction line (I/V Gland)	6 Inch	14-P-013A Suction line (I/V Gland)	Valve	Gas	0.01014%	0.01014%	101.4	0.000169	0.004047	0.01014%	101.4	0.000169	0.004047	Minor
		14-P-152B North Side - C-008 Empty Out line 2nd /east (I/V Gland)	6 Inch	14-P-152B North Side - C-008 Empty Out line 2nd /east (I/V Gland)	Valve	Gas	0.08492%	0.08492%	849.2	0.000660	0.015836	0.08492%	849.2	0.000660	0.015836	Minor
		14-P-18A Suction line (I/V Gland)	4 Inch	14-P-18A Suction line (I/V Gland)	Valve	Gas	0.03831%	0.03831%	383.1	0.000396	0.009500	0.03831%	383.1	0.000396	0.009500	Minor
		14-FV-404 (C/V Gland)	3 Inch	14-FV-404 (C/V Gland)	Valve	Gas	0.1352%	0.1352%	1352	0.000889	0.021346	0.1352%	1352	0.000889	0.021346	Minor
		14-FV-102 (C/V Gland)	1.5 Inch	14-FV-102 (C/V Gland)	Valve	Gas	0.00227%	0.00227%	22.7	0.000065	0.001548	0.00227%	22.7	0.000065	0.001548	Minor
		14-FV-1205 U/S line (I/V Gland)	4 Inch	14-FV-1205 U/S line (I/V Gland)	Valve	Gas	0.1031%	0.1031%	1031	0.000747	0.017937	0.1031%	1031	0.000747	0.017937	Minor
		14-PV-507 (C/V Gland)	2 Inch	14-PV-507 (C/V Gland)	Valve	Gas	0.02769%	0.02769%	276.9	0.000321	0.007713	0.02769%	276.9	0.000321	0.007713	Minor
		14-PV-1201 U/S line (I/V Gland)	4 Inch	14-PV-1201 U/S line (I/V Gland)	Valve	Gas	0.00145%	0.00145%	14.5	0.000048	0.001161	0.00145%	14.5	0.000048	0.001161	Minor
		14-FV-1204 (C/V Gland)	3 Inch	14-FV-1204 (C/V Gland)	Valve	Gas	0.00107%	0.00107%	10.7	0.000040	0.000955	0.00107%	10.7	0.000040	0.000955	Minor
		14-FV-1204 U/S line (I/V Gland)	4 Inch	14-FV-1204 U/S line (I/V Gland)	Valve	Gas	0.0758%	0.0758%	758	0.000613	0.014722	0.0758%	758	0.000613	0.014722	Minor
		14-FV-1204 D/S line (I/V Gland)	4 Inch	14-FV-1204 D/S line (I/V Gland)	Valve	Gas	0.1002%	0.1002%	1002	0.000734	0.017611	0.1002%	1002	0.000734	0.017611	Minor
		14-FV-1207 To C-007 Inlet line lower (I/V Gland)	2 Inch	14-FV-1207 To C-007 Inlet line lower (I/V Gland)	Valve	Gas	0.00055%	0.00055%	5.5	0.000026	0.000623	0.00055%	5.5	0.000026	0.000623	Minor
		14-FC-551 (C/V Gland)	1 Inch	14-FC-551 (C/V Gland)	Valve	Gas	0.00295%	0.00295%	29.5	0.000076	0.001832	0.00295%	29.5	0.000076	0.001832	Minor
		14-LV-501 (C/V Gland)	1.5 Inch	14-LV-501 (C/V Gland)	Valve	Gas	0.1045%	0.1045%	1046	0.000754	0.018104	0.1045%	1046	0.000754	0.018104	Minor
		14-LV-501 D/S line (I/V Gland)	1.5inch	14-LV-501 D/S line (I/V Gland)	Valve	Gas	0.0242%	0.0242%	242	0.000295	0.007074	0.0242%	242	0.000295	0.007074	Minor
		14-LV-501 LPG FROM CRU CHILLER line 1st/North side (I/V Gland)	3 Inch	14-LV-501 LPG FROM CRU CHILLER line 1st/North side (I/V Gland)	Valve	Gas	0.01146%	0.01146%	114.6	0.000182	0.004378	0.01146%	114.6	0.000182	0.004378	Minor
		14-LV-501 LPG FROM CRU CHILLER line 2nd/South side (I/V Gland)	3inch	14-LV-501 LPG FROM CRU CHILLER line 2nd/South side (I/V Gland)	Valve	Gas	0.0971%	0.0971%	971	0.000719	0.017259	0.0971%	971	0.000719	0.017259	Minor

6	PRIME-G	102-PM-03A Suction line (I/V Gland)	4 Inch	102-PM-03A Suction line (I/V Gland)	Valve	Gas	0.00717%	0.00717%	71.7	0.000135	0.003239	0.00717%	71.7	0.000135	0.003239	Minor
		102-PM-03B Discharge line (I/V Gland)	3 Inch	102-PM-03B Discharge line (I/V Gland)	Valve	Gas	0.0055%	0.0055%	55.0	0.000114	0.002732	0.0055%	55.0	0.000114	0.002732	Minor
		102-PM-02B Discharge line (I/V Gland)	4 Inch	102-PM-02B Discharge line (I/V Gland)	Valve	Gas	0.0007%	0.0007%	7.0	0.000030	0.000727	0.0007%	7.0	0.000030	0.000727	Minor
		102-PM-02B Discharge line (I/V U/S Flange)	4 Inch	102-PM-02B Discharge line (I/V U/S Flange)	Flange	Gas	0.00269%	0.00269%	26.9	0.000463	0.011110	0.00269%	26.9	0.000463	0.011110	Minor
		102-PM-02A Discharge line (I/V Gland)	4 Inch	102-PM-02A Discharge line (I/V Gland)	Valve	Gas	0.00292%	0.00292%	29.2	0.000076	0.001820	0.00292%	29.2	0.000076	0.001820	Minor
		102-PM-010B Discharge line (I/V Gland)	2Inch	102-PM-010B Discharge line (I/V Gland)	Valve	Gas	0.00053%	0.00053%	5.3	0.000025	0.000608	0.00053%	5.3	0.000025	0.000608	Minor
		102-FV-2501 (C/V D/S Flange)	2Inch	102-FV-2501 (C/V D/S Flange)	Flange	Gas	0.027%	0.027%	270	0.000236	0.005660	0.027%	270	0.000236	0.005660	Minor
		102-FV-2501 (C/V Flange/Bonnet)	2Inch	102-FV-2501 (C/V Flange/Bonnet)	Flange	Gas	0.0241%	0.0241%	241	0.000218	0.005224	0.0241%	241	0.000218	0.005224	Minor
		102-FV-2501 U/S line (I/V Gland)	2Inch	102-FV-2501 U/S line (I/V Gland)	Valve	Gas	0.205%	0.205%	205	0.000265	0.006359	0.205%	205	0.000265	0.006359	Minor
		Near 102-PDV-4503 Fuel Gas From V-0021 line (I/V Gland)	Insulation	Near 102-PDV-4503 Fuel Gas From V-0021 line (I/V Gland)	Valve	Gas	0.0089%	0.0089%	89	0.000155	0.003722	0.0089%	89	0.000155	0.003722	Minor
		Near FV-1709 P-004/005 Discharge To E-006A line 2nd (upper (I/V Gland)	Insulation	Near FV-1709 P-004/005 Discharge To E-006A line 2nd (upper (I/V Gland)	Valve	Gas	0.00135%	0.00135%	13.5	0.000046	0.001109	0.00135%	13.5	0.000046	0.001109	Minor
		Near PSV-1703 To Flare line 1st (I/V Gland)	3 Inch	Near PSV-1703 To Flare line 1st (I/V Gland)	Valve	Gas	0.00042%	0.00042%	4.2	0.000022	0.000524	0.00042%	4.2	0.000022	0.000524	Minor
		102-PV-1701 D/S line (I/V Gland)	4 Inch	102-PV-1701 D/S line (I/V Gland)	Valve	Gas	0.0096%	0.0096%	9.6	0.000037	0.000891	0.0096%	9.6	0.000037	0.000891	Minor
7	DHDT	81-P-006A Suction line (I/V Gland)	Insulation	81-P-006A Suction line (I/V Gland)	Valve	Gas	0.00158%	0.00158%	15.8	0.000051	0.00122678 6	0.00158%	15.8	0.000051	0.0012267 86	Minor
		81-P-006B Suction line (I/V Gland)	Insulation	81-P-006B Suction line (I/V Gland)	Valve	Gas	0.00059%	0.00059%	5.9	0.000027	0.00065180 5	0.00059%	5.9	0.000027	0.0006518 05	Minor
		81-FV-2504 (C/V Gland)	3 Inch	81-FV-2504 (C/V Gland)	Valve	Gas	0.00165%	0.00165%	16.5	0.000053	0.00126140 8	0.00165%	16.5	0.000053	0.0012614 08	Minor
		81-FT-2504 D/S line (I/V Gland)	"	81-FT-2504 D/S line (I/V Gland)	Valve	Gas	0.00073%	0.00073%	7.3	0.000031	0.00074728 3	0.00073%	7.3	0.000031	0.0007472 83	Minor
		81-FT-2504 D/S line (I/V D/S Flange)	"	81-FT-2504 D/S line (I/V D/S Flange)	Flange	Gas	0.00046%	0.00046%	4.6	0.000133047	0.00319312 8	0.00046%	4.6	0.000133 047	0.0031931 28	Minor
8	HGU	82-P-001A Dicharge line(I/V D/S Flange)	"	82-P-001A Dicharge line(I/V D/S Flange)	Flange	Gas	0.00074%	0.00074%	7.4	0.000186113	0.00446671 2	0.00074%	7.4	0.000186 113	0.0044667 12	Minor
		82-P-001B Dicharge line(I/V Gland)	3 Inch	82-P-001B Dicharge line(I/V Gland)	Valve	Gas	0.00125%	0.00125%	12.5	0.000044	0.00105547 3	0.00125%	12.5	0.000044	0.0010554 73	Minor
		82-PV-2308 (C/V Gland)	1 Inch	82-PV-2308 (C/V Gland)	Valve	Gas	0.00606%	0.00606%	60.6	0.000121	0.00290789 1	0.00606%	60.6	0.000121	0.0029078 93	Minor
		82-FV-1001 (C/V Gland)	1.5 Inch	82-FV-1001 (C/V Gland)	Valve	Gas	0.00339%	0.00339%	33.9	0.000083	0.00200271 5	0.00339%	33.9	0.000083	0.0020027 15	Minor
		82-FV-1002 D/S line (I/V Gland)	"	82-FV-1002 D/S line (I/V Gland)	Valve	Gas	0.00267%	0.00267%	26.7	0.000072	0.00171811 1	0.00267%	26.7	0.000072	0.0017181 11	Minor
		82-LV-2201 D/S line (I/V Gland)	"	82-LV-2201 D/S line (I/V Gland)	Valve	Gas	0.00296%	0.00296%	29.6	0.000076	0.00183569 4	0.00296%	29.6	0.000076	0.0018356 94	Minor
		82-R-02A Inlet line lower/1st (I/V Gland)	Insulation	82-R-02A Inlet line lower/1st (I/V Gland)	Valve	Gas	0.0829%	0.0829%	829	0.000650	0.01559347 9	0.0829%	829	0.000650	0.0155934 79	Minor
		82-R-02A Inlet line upper/2nd (I/V Gland)	Insulation	82-R-02A Inlet line upper/2nd (I/V Gland)	Valve	Gas	0.00073%	0.00073%	7.3	0.000031	0.00074728 2	0.00073%	7.3	0.000031	0.0007472 82	Minor
		82-R-02A Outlet line 1st (I/V Gland)	Insulation	82-R-02A Outlet line 1st (I/V Gland)	Valve	Gas	0.01955%	0.01955%	195.5	0.000257	0.00616804 1	0.01955%	195.5	0.000257	0.0061680 41	Minor
		82-R-02A Outlet line 2nd (I/V Gland)	Insulation	82-R-02A Outlet line 2nd (I/V Gland)	Valve	Gas	0.00195%	0.00195%	19.9	0.000059	0.00142263 9	0.00195%	19.9	0.000059	0.0014226 39	Minor
		82-R-02A To 82-R-002 A/B Circulating line 1st (I/V Gland)	Insulation	82-R-02A To 82-R-002 A/B Circulating line 1st (I/V Gland)	Valve	Gas	0.00322%	0.00322%	32.2	0.000081	0.00193764 6	0.00322%	32.2	0.000081	0.0019376 46	Minor
		82-R-02B Inlet line lower/1st (I/V Gland)	Insulation	82-R-02B Inlet line lower/1st (I/V Gland)	Valve	Gas	0.007582%	0.00758 2%	758.9	0.000614	0.01473362 1	0.007 582%	758.9	0.000614	0.0147336 21	Minor
		82-R-02B Inlet line upper/2nd (I/V Gland)	Insulation	82-R-02B Inlet line upper/2nd (I/V Gland)	Valve	Gas	0.00046%	0.00046%	4.6	0.000023	0.00055554 8	0.00046%	4.6	0.000023	0.0005555 48	Minor
		82-R-02B Outlet line 1st (I/V Gland)	Insulation	82-R-02B Outlet line 1st (I/V Gland)	Valve	Gas	0.08713%	0.08713%	871.3	0.000671	0.01609973 4	0.08713%	871.3	0.000671	0.0160997 34	Minor
		82-R-02B Outlet line 2nd (I/V Gland)	Insulation	82-R-02B Outlet line 2nd (I/V Gland)	Valve	Gas	0.01096%	0.01096%	109.6	0.000177	0.00425392 1	0.01096%	109.6	0.000177	0.0042539 21	Minor
		82-R-02B To 82-R-002 A/B Circulating line 1st (I/V Gland)	Insulation	82-R-02B To 82-R-002 A/B Circulating line 1st (I/V Gland)	Valve	Gas	0.00194%	0.00194%	19.4	0.000058	0.00139958 6	0.00194%	19.4	0.000058	0.0013995 86	Minor
		82-R-02B To 82-R-002 A/B Circulating lin 2nd (I/V Gland)	Insulation	82-R-02B To 82-R-002 A/B Circulating lin 2nd (I/V Gland)	Valve	Gas	0.06999%	0.06999%	699.9	0.000583	0.01398763	0.06999%	699.9	0.000583	0.0139876 3	Minor

9	CPP	Control valve (C/V Gland)	10 Inch	Control valve (C/V Gland)	Valve	Gas	0.01607%	0.01607%	160.7	0.000227	0.00543867 6	0.01607%	160.7	0.000227	0.0054386 76	Minor
		GBTV-1A (C/V Gland)	4 Inch	GBTV-1A (C/V Gland)	Valve	Gas	0.0064%	0.0064%	6.4	0.000029	0.00068675	0.0064%	6.4	0.000029	0.0006867 5	Minor
		GBTV-2B (C/V Gland)	"	GBTV-2B (C/V Gland)	Valve	Gas	0.00156%	0.00156%	15.6	0.000051	0.00121679 4	0.00156%	15.6	0.000051	0.0012167 94	Minor
		GBTV-3B (C/V Gland)	"	GBTV-3B (C/V Gland)	Valve	Gas	0.00042%	0.00042%	4.2	0.000022	0.00052403 1	0.00042%	4.2	0.000022	0.0005240 31	Minor
		GBTV-4A (C/V Gland)	4 Inch	GBTV-4A (C/V Gland)	Valve	Gas	0.00083%	0.00083%	8.3	0.000034	0.00081148 2	0.00083%	8.3	0.000034	0.0008114 82	Minor
		GBTV-4B (C/V Gland)	"	GBTV-4B (C/V Gland)	Valve	Gas	0.00637%	0.00637%	63.7	0.000125	0.00300253 8	0.00637%	63.7	0.000125	0.0030025 38	Minor
		GB TV-4 A/B Main line / BURNER 4 I/V (I/V Gland)	3 Inch	GB TV-4 A/B Main line / BURNER 4 I/V (I/V Gland)	Valve	Gas	0.02179%	0.02179%	217.9	0.000276	0.00661290 3	0.02179%	217.9	0.000276	0.0066129 03	Minor
		GBTV-1B (C/V Gland)	"	GBTV-1B (C/V Gland)	Valve	Gas	0.00413%	0.00413%	41.3	0.000095	0.00227337 4	0.00413%	41.3	0.000095	0.0022733 74	Minor
		GBTV-2A (C/V Gland)	4 Inch	GBTV-2A (C/V Gland)	Valve	Gas	0.0054%	0.0054%	54	0.000113	0.00270039 8	0.0054%	54	0.000113	0.0027003 98	Minor
		GBTV-3A (C/V Gland)	4 Inch	GBTV-3A (C/V Gland)	Valve	Gas	0.00104%	0.00104%	10.4	0.000039	0.00093792 1	0.00104%	10.4	0.000039	0.0009379 21	Minor
		GBTV-3B (C/V Gland)	"	GBTV-3B (C/V Gland)	Valve	Gas	0.03348%	0.03348%	334.8	0.000363	0.00871251	0.03348%	334.8	0.000363	0.0087125 1	Minor
		Igniter gas line manual isolation valve before strainer (I/V Gland)	0.5 Inch	Igniters' gas line manual isolation valve before strainer (I/V Gland)	Valve	Gas	0.00075%	0.00075%	7.5	0.000032	0.00076036 2	0.00075%	7.5	0.000032	0.0007603 62	Minor
		GBTV-4B (C/V Gland)	"	GBTV-4B (C/V Gland)	Valve	Gas	0.00078%	0.00078%	7.8	0.000032	0.00077975 1	0.00078%	7.8	0.000032	0.0007797 51	Minor
10	TANK FARM AREA	Tank-1725 Upper line 3rd/east line (I/V Gland)	4 Inch	Tank-1725 Upper line 3rd/east line (I/V Gland)	Valve	Gas	0.00302%	0.00302%	30.2	0.000077	0.00185949 7	0.00302%	30.2	0.000077	0.0018594 97	Minor
		Tank-1725 M.A R/D Recirculation line 2nd/middle line (I/V Gland)	"	Tank-1725 M.A R/D Recirculation line 2nd/middle line (I/V Gland)	Valve	Gas	0.00083%	0.00083%	8.3	0.000034	0.00081148 2	0.00083%	8.3	0.000034	0.0008114 82	Minor
		Tank-1720 In/Out upper line 1st (I/V Gland)	4 Inch	Tank-1720 In/Out upper line 1st (I/V Gland)	Valve	Gas	0.877%	0.877%	8770	0.002954	0.070898	0.877%	8770	0.002954	0.070898	Minor
		Tank-1720 In/Out lower line drain (End Flange)	"	Tank-1720 In/Out lower line drain (End Flange)	Flange	Gas	0.48%	0.48%	4800	0.00017991	0.00431784	0.48%	4800	0.000179 91	0.0043178 4	Minor
		Tank-1721 In/Out line upper (I/V Gland)	6 Inch	Tank-1721 In/Out line upper (I/V Gland)	Valve	Gas	0.00126%	0.00126%	12.6	0.000044	0.00106088 6	0.00126%	12.6	0.000044	0.0010608 86	Minor
		25-PV-1601 D/S line (I/V Gland)	4 Inch	25-PV-1601 D/S line (I/V Gland)	Valve	Gas	0.00182%	0.00182%	18.2	0.000056	0.00134337 4	0.00182%	18.2	0.000056	0.0013433 74	Minor
		47-P-105B Suction line (I/V Gland)	4 Inch	47-P-105B Suction line (I/V Gland)	Valve	Gas	0.00145%	0.00145%	14.5	0.000048	0.00116099 2	0.00145%	14.5	0.000048	0.0011609 92	Minor
		CDU-I SRN To Tank-1721/SRN From CDU-I R/D 1st/east (I/V Gland)	4 Inch	CDU-I SRN To Tank-1721/SRN From CDU-I R/D 1st/east (I/V Gland)	Valve	Gas	0.00064%	0.00064%	6.4	0.000029	0.00068675	0.00064%	6.4	0.000029	0.0006867 5	Minor
		Tank-2605 SRN line 1st (I/V Gland)	3 Inch	Tank-2605 SRN line 1st (I/V Gland)	Valve	Gas	0.00381%	0.00381%	38 1	0.000090	0.00215866 3	0.00381%	38 1	0.000090	0.0021586 63	Minor
		Tank-2603 Jet Mixing line (I/V Gland)	4 Inch	Tank-2603 Jet Mixing line (I/V Gland)	Valve	Gas	0.00069%	0.00069%	6.9	0.000030	0.00072072 9	0.00069%	6.9	0.000030	0.0007207 29	Minor
		Manifold-2606 Pupm suction-2606 line 3RD /west (I/V Gland)	"	Manifold-2606 Pupm suction-2606 line 3RD /west (I/V Gland)	Valve	Gas	0.0064%	0.0064%	64	0.000125	0.00301160 6	0.0064%	64	0.000125	0.0030116 06	Minor
		Manifold-2606 M.A R/D-2606 line 3rd/east (I/V Gland)	"	Manifold-2606 M.A R/D-2606 line 3rd/east (I/V Gland)	Valve	Gas	0.00418%	0.00418%	41.8	0.000095	0.00229100 6	0.00418%	41.8	0.000095	0.0022910 06	Minor
		47-MOV-1120 U/S line (I/V Gland)	"	47-MOV-1120 U/S line (I/V Gland)	Valve	Gas	0.00864%	0.00864%	86.4	0.000152	0.00365151 3	0.00864%	86.4	0.000152	0.0036515 13	Minor
		MSQ Manifold-2603 C.N R/D 2603 line 1st/west (I/V Gland)	3 Inch	MSQ Manifold-2603 C.N R/D 2603 line 1st/west (I/V Gland)	Valve	Gas	0.00049%	0.00049%	4.9	0.000024	0.00057854 5	0.00049%	4.9	0.000024	0.0005785 45	Minor
		MSQ Manifold-2603 Pump suction-2603 line 1st /east (I/V Gland)	6 Inch	MSQ Manifold-2603 Pump suction-2603 line 1st /east (I/V Gland)	Valve	Gas	0.00254%	0.00254%	25.4	0.000069	0.00166392 7	0.00254%	25.4	0.000069	0.0016639 27	Minor
		Manifold-2704 M/S - E-III R/D From MSQ To TK-2704 3rd/west (I/V Gland)	"	Manifold-2704 M/S - E-III R/D From MSQ To TK-2704 3rd/west (I/V Gland)	Valve	Gas	0.00334%	0.00334%	33.4	0.000083	0.00198370 1	0.00334%	33.4	0.000083	0.0019837 01	Minor
		Manifold-2704 Pump Suction-107 A/B - 2704 line 1st / west/(I/V Gland)	6 Inch	Manifold-2704 Pump Suction-107 A/B - 2704 line 1st / west/(I/V Gland)	Valve	Gas	0.00587%	0.00587%	58.7	0.000119	0.00284902 8	0.00587%	58.7	0.000119	0.0028490 28	Minor
		Manifold-2704 M/S Pump Suction-2704 line 1st / east/(I/V Gland)	14 Inch	Manifold-2704 M/S Pump Suction-2704 line 1st / east/(I/V Gland)	Valve	Gas	0.6102%	0.6102%	6102	0.002340	0.05616996 8	0.6102%	6102	0.002340	0.0561699 68	Minor
		Manifold-2704 Pipe line-2704 line 1st / west/(I/V Gland)	10 Inch	Manifold-2704 Pipe line-2704 line 1st / west/(I/V Gland)	Valve	Gas	0.00271	0.00271	27.1	0.000072	0.00173459 2	0.00271	27.1	0.000072	0.0017345 92	Minor
		Manifold-2704 Pipe line-2704 line 3rd/east(I/V Gland)		Manifold-2704 Pipe line-2704 line 3rd/east(I/V Gland)	Valve	Gas	0.0029%	0.0029%	209	0.000268	0.00643820 7	0.0029%	209	0.000268	0.0064382 07	Minor
		Manifold-2704 M/S Unloding-2704 line 1st / east (I/V Gland)	3 Inch	Manifold-2704 M/S Unloding-2704 line 1st / east (I/V Gland)	Valve	Gas	0.1386%	0.1386%	1386	0.000904	0.02168917 4	0.1386%	1386	0.000904	0.0216891 74	Minor
		Manifold-2704 M/S Unloding-2704 line 3rd/west(I/V Gland)	"	Manifold-2704 M/S Unloding-2704 line 3rd/west(I/V Gland)	Valve	Gas	0.002333%	0.00233 3%	233.3	0.000288	0.00690927 2	0.002 333%	233.3	0.000288	0.0069092 72	Minor
		47-MOV-1125 west side(I/V Gland)	16 Inch	47-MOV-1125 west side(I/V Gland)	Valve	Gas	0.01527%	0.01527%	152.7	0.000219	0.00526327	0.015 27%	152.7	0.000219	0.0052632 7	Minor

10	TANK FARM AREA	Manifold - 2605 CDU-I SRN R/D-2605 1st/west (I/V Gland)	4 Inch	Manifold - 2605 CDU-I SRN R/D-2605 1st/west (I/V Gland)	Valve	Gas	0.00526%	0.00526%	52.6	0.000111	0.002655241	0.005 26%	52.6	0.000111	0.0026552 41	Minor
		Manifold - 2703 P-106 Suction 1st / west(I/V Gland)	6 Inch	Manifold - 2703 P-106 Suction 1st / west(I/V Gland)	Valve	Gas	0.00114%	0.00114%	11.4	0.000041	0.000994864	0.001 14%	11.4	0.000041	0.0009948 64	Minor
		Manifold - 2703 Pump Suction-2703 3rd/east (I/V Gland)	"	Manifold - 2703 Pump Suction-2703 3rd/east (I/V Gland)	Valve	Gas	0.00217%	0.00217%	21.7	0.000063	0.001503967	0.002 17%	21.7	0.000063	0.0015039 67	Minor
		Manifold - 2703 CN R/D-2703 1st /east(I/V Gland)	3 Inch	Manifold - 2703 CN R/D-2703 1st /east(I/V Gland)	Valve	Gas	0.385%	0.385%	3850	0.001741	0.041792351	0.385 %	3850	0.001741	0.0417923 51	Minor
		Manifold - 2503 HSD To PH#3 - 2503 1st/west (I/V Gland)	12 Inch	Manifold - 2503 HSD To PH#3 - 2503 1st/west (I/V Gland)	Valve	Gas	0.00072%	0.00072%	7.2	0.000031	0.000740693	0.000 72%	7.2	0.000031	0.0007406 93	Minor
		Manifold - 2503 HSD Recirculation TK-2503 3rd/east (I/V Gland)	"	Manifold - 2503 HSD Recirculation TK-2503 3rd/east (I/V Gland)	Valve	Gas	0.00361%	0.00361%	36.1	0.000087	0.002085214	0.003 61%	36.1	0.000087	0.0020852 14	Minor
		Manifold - 2505 HSD From-2501/03 PH#3 Loading line 1st/west (I/V Gland)	16 Inch	Manifold - 2505 HSD From-2501/03 PH#3 Loading line 1st/west (I/V Gland)	Valve	Gas	0.0082%	0.0082%	82	0.000147	0.003531015	0.008 %	82	0.000147	0.0035310 15	Minor
		Manifold - 2505 HSD GSPL To TK-2505 line 2nd/middle (I/V U/S Flange)	"	Manifold - 2505 HSD GSPL To TK-2505 line 2nd/middle (I/V U/S Flange)	Flange	Gas	0.00046%	0.00046%	4.6	0.000133047	0.003193128	0.000 46%	4.6	0.000133 047	0.0031931 28	Minor
		Manifold - 2505 HSD Reciculation To Tk-2505 line 3rd/west (I/V Gland)	"	Manifold - 2505 HSD Reciculation To Tk-2505 line 3rd/west (I/V Gland)	Valve	Gas	0.00667%	0.00667%	66.7	0.000129	0.003092572	0.006 67%	66.7	0.000129	0.0030925 72	Minor
		Manifold - 2505 47-MOV-1119 U/S line (I/V Gland)	"	Manifold - 2505 47-MOV-1119 U/S line (I/V Gland)	Valve	Gas	0.00495%	0.00495%	49.5	0.000106	0.002553686	0.004 95%	49.5	0.000106	0.0025536 86	Minor
		Manifold-2701 P-107 Suction 1st / west (I/V Gland)	6 Inch	Manifold-2701 P-107 Suction 1st / west (I/V Gland)	Valve	Gas	0.00451%	0.00451%	45.1	0.000100	0.002405539	0.004 51%	45.1	0.000100	0.0024055 39	Minor
		Manifold-2701 EURO-III MS R/D 1st / east(I/V Gland)	"	Manifold-2701 EURO-III MS R/D 1st / east(I/V Gland)	Valve	Gas	0.000852%	0.00085 2%	8.2	0.000034	0.000805193	0.000 852%	8.2	0.000034	0.0008051 93	Minor
		M.A R/D-2701 line 1st / west (I/V Gland)	6 Inch	M.A R/D-2701 line 1st / west (I/V Gland)	Valve	Gas	0.001695%	0.00169 5%	169.5	0.000235	0.005628056	0.001 695%	169.5	0.000235	0.0056280 56	Minor
		SRN R/D - 2701 line 1st / east (I/V Gland)	4 Inch	SRN R/D - 2701 line 1st / east (I/V Gland)	Valve	Gas	0.07566%	0.07566%	756.6	0.000613	0.014704938	0.075 66%	756.6	0.000613	0.0147049 38	Minor
		Pipe line-2701 line 1st / west (I/V Gland)	10 Inch	Pipe line-2701 line 1st / west (I/V Gland)	Valve	Gas	0.00118%	0.00118%	11.8	0.000042	0.001017137	0.001 18%	11.8	0.000042	0.0010171 37	Minor
		Pipe line-2701 line 1st / west (I/V U/S Flange)	"	Pipe line-2701 line 1st / west (I/V U/S Flange)	Flange	Gas	0.00041%	0.00041%	4.1	0.000021	0.000515986	0.000 41%	4.1	0.000021	0.0005159 86	Minor
		Pump Suction-2701 line 3rd / east (I/V Gland)	"	Pump Suction-2701 line 3rd / east (I/V Gland)	Valve	Gas	0.06769%	0.06769%	676.9	0.000570	0.013690766	0.067 69%	676.9	0.000570	0.0136907 66	Minor
		M.S Pump Suction -2706 line 3rd / east (I/V Gland)	"	M.S Pump Suction -2706 line 3rd / east (I/V Gland)	Valve	Gas	0.1163%	0.1163%	1163	0.000807	0.019379082	0.116 3%	1163	0.000807	0.0193790 82	Minor
		M.S Pump Suction -2706 line 3rd / east (I/V D/S Flange)	"	M.S Pump Suction -2706 line 3rd / east (I/V D/S Flange)	Flange	Gas	0.00124%	0.00124%	12.4	0.00026795	0.0064308	0.001 24%	12.4	0.000267 95	0.0064308 Minor
		M.S Unloading From Truck -2706 Line 1st / east (I/V Gland)	3 Inch	M.S Unloading From Truck -2706 Line 1st / east (I/V Gland)	Valve	Gas	0.001246%	0.00124 6%	124.6	0.000192	0.004619066	0.001 246%	124.6	0.000192	0.0046190 6	Minor
		M.S Unloading From Truck -2706 line 3rd / west (I/V Gland)	"	M.S Unloading From Truck -2706 line 3rd / west (I/V Gland)	Valve	Gas	0.1034%	0.1034%	1034	0.000749	0.017970212	0.103 4%	1034	0.000749	0.0179702 12	Minor
		MTBE From 108 A/B 2706 -2706 line 3rd/west (I/V Gland)	"	MTBE From 108 A/B 2706 -2706 line 3rd/west (I/V Gland)	Valve	Gas	0.00165%	0.00165%	16.5	0.000053	0.001261408	0.001 65%	16.5	0.000053	0.0012614 08	Minor
		Pump Suction-107 A/B line 3rd/east (I/V Gland)	"	Pump Suction-107 A/B line 3rd/east (I/V Gland)	Valve	Gas	0.00782%	0.00782%	78.2	0.000143	0.003425072	0.007 82%	78.2	0.000143	0.0034250 72	Minor
		M.S EURO-IV R/D -2706 line 3rd/west (I/V Gland)	"	M.S EURO-IV R/D -2706 line 3rd/west (I/V Gland)	Valve	Gas	0.00047%	0.00047%	4.7	0.000023	0.000563272	0.000 47%	4.7	0.000023	0.0005632 72	Minor
		Reformer Unloding line -2706 1st / west (I/V Gland)	10 Inch	Reformer Unloding line -2706 1st / west (I/V Gland)	Valve	Gas	0.00427%	0.00427%	42.7	0.000097	0.002322553	0.004 27%	42.7	0.000097	0.0023225 53	Minor
		Tank-1108 CDU-I/II K-I line line (I/V Gland)	"	Tank-1108 CDU-I/II K-I line line (I/V Gland)	Valve	Gas	0.00143%	0.00143%	14.3	0.000048	0.001150686	0.001 43%	14.3	0.000048	0.0011506 86	Minor
		Tank-1104 In/out line upper (I/V Gland)	6 Inch	Tank-1104 In/out line upper (I/V Gland)	Valve	Gas	0.00254%	0.00254%	25.4	0.000069	0.001663927	0.002 54%	25.4	0.000069	0.0016639 27	Minor
		Tank-1104 Drain line 1st (I/V Flange (Bonnet)	"	Tank-1104 Drain line 1st (I/V Flange (Bonnet)	Flange	Gas	0.00682%	0.00682%	68.2	0.000893715	0.021449166	0.006 82%	68.2	0.000893 715	0.0214491 6	Minor
		Tank-1106 Pump Suction line (I/V Gland)	6 Inch	Tank-1106 Pump Suction line (I/V Gland)	Valve	Gas	0.00261%	0.00261%	26.1	0.000071	0.001693223	0.002 61%	26.1	0.000071	0.0016932 23	Minor
		RFN R/D From CDU-I To TK-1712 (I/V Gland)	4 Inch	RFN R/D From CDU-I To TK-1712 (I/V Gland)	Valve	Gas	0.0096%	0.0096%	96	0.000163	0.003907052	0.009 6%	96	0.000163	0.0039070 52	Minor
		RFN From GSPL To TK-1709 line (I/V Gland)	8 Inch	RFN From GSPL To TK-1709 line (I/V Gland)	Valve	Gas	0.01224%	0.01224%	122.4	0.000190	0.004566534	0.012 24%	122.4	0.000190	0.0045665 34	Minor
		RFN Suction Tk-1710 line 1st (I/V Gland)	8 Inch	RFN Suction Tk-1710 line 1st (I/V Gland)	Valve	Gas	0.0214%	0.0214%	214	0.000272	0.006536672	0.021 4%	214	0.000272	0.0065366 72	Minor
		RFN From GSPL line 1st (I/V Gland)	8 Inch	RFN From GSPL line 1st (I/V Gland)	Valve	Gas	0.01358%	0.01358%	135.8	0.000203	0.004881493	0.013 58%	135.8	0.000203	0.0048814 93	Minor
		RFN From GSPL line 2nd (I/V Gland)	"	RFN From GSPL line 2nd (I/V Gland)	Valve	Gas	0.00126%	0.00126%	12.6	0.000044	0.001060886	0.001 26%	12.6	0.000044	0.0010608 86	Minor
		Tank-3201(Ground) Drain line 1st (I/V Gland)	4 Inch	Tank-3201(Ground) Drain line 1st (I/V Gland)	Valve	Gas	0.00038%	0.00038%	3.8	0.000020	0.000491419	0.000 38%	3.8	0.000020	0.0004914 19	Minor
		Tank-2708 (Ground) HSD Suction tank-2708 line upper (I/V Gland)	14 Inch	Tank-2708 (Ground) HSD Suction tank-2708 line upper (I/V Gland)	Valve	Gas	0.0067%	0.0067%	67	0.000129	0.003101495	0.006 7%	67	0.000129	0.0031014 95	Minor
		Tank-2710 (Ground) HSD Suction tank-2710 line lower (I/V Gland)	"	Tank-2710 (Ground) HSD Suction tank-2710 line lower (I/V Gland)	Valve	Gas	0.00228%	0.00228%	22.8	0.000065	0.001552477	0.002 28%	22.8	0.000065	0.0015524 77	Minor

11	WLG	47-FV-1210 (C/V Gland)	4 Inch	47-FV-1210 (C/V Gland)	Valve	Gas	0.03482%	0.03482 %	348.2	0.000372	0.00893480 5	0.034 82%	348.2	0.000372	0.0089348 05	Minor
		47-FV-1210 U/S line (I/V Gland)	3 Inch	47-FV-1210 U/S line (I/V Gland)	Valve	Gas	0.0251%	0.0251%	251	0.000302	0.00724138 3	0.025 1%	251	0.000302	0.0072413 83	Minor
		47-FV-1210 D/S line (I/V Gland)	4 Inch	47-FV-1210 D/S line (I/V Gland)	Valve	Gas	0.00164%	0.00164 %	16.4	0.000052	0.00125649 5	0.001 64%	16.4	0.000052	0.0012564 95	Minor
		47-FV-1210 Drain line (End Flange)		47-FV-1210 Drain line (End Flange)	Flange	Gas	0.00046%	0.00046 %	4.6	0.000133	0.00319312 8	0.000 46%	4.6	0.000133	0.0031931 28	Minor
		47-P-25B Suction line (I/V Gland)	6 Inch	47-P-25B Suction line (I/V Gland)	Valve	Gas	0.00163%	0.00163 %	16.3	0.000052	0.00125157 1	0.001 63%	16.3	0.000052	0.0012515 71	Minor
		47-P-25B Discharge line To M.S line (I/V Gland)	"	47-P-25B Discharge line To M.S line (I/V Gland)	Valve	Gas	0.00069%	0.00069 %	6.9	0.000030	0.00072072 9	0.000 69%	6.9	0.000030	0.0007207 29	Minor
		47-P-25A Suction line (I/V Gland)	6 Inch	47-P-25A Suction line (I/V Gland)	Valve	Gas	0.00273%	0.00273 %	27.3	0.000073	0.0017428	0.002 73%	27.3	0.000073	0.0017428	Minor
		47-P-25A Discharge line (I/V Gland)	3 Inch	47-P-25A Discharge line (I/V Gland)	Valve	Gas	0.1181%	0.1181%	1181	0.000815	0.01957111	0.118 1%	1181	0.000815	0.0195711 1	Minor
		47-P-26B Suction line (I/V Gland)	14 Inch	47-P-26B Suction line (I/V Gland)	Valve	Gas	0.00344%	0.00344 %	34.4	0.000084	0.00202162 9	0.003 44%	34.4	0.000084	0.0020216 29	Minor
		47-P-26B Dicharge line To Top Up TK-2702 line (I/V Gland)	6 Inch	47-P-26B Dicharge line To Top Up TK-2702 line (I/V Gland)	Valve	Gas	0.2989%	0.2989%	298.9	0.000338	0.00810062 7	0.298 8%	298.9	0.000338	0.0081006 37	Minor
		47-P-26A Suction line (I/V Gland)	14 Inch	47-P-26A Suction line (I/V Gland)	Valve	Gas	0.00116%	0.00116 %	11.6	0.000042	0.00100603 5	0.001 16%	11.6	0.000042	0.0010060 35	Minor
		47-P-26A M.S Discharge For TLG/WLG line (I/V Gland)	"	47-P-26A M.S Discharge For TLG/WLG line (I/V Gland)	Valve	Gas	0.00032%	0.00032 %	3.2	0.000018	0.00044008 6	0.000 32%	3.2	0.000018	0.0004400 86	Minor
		47-P-107A Suction line (I/V Gland)	6 Inch	47-P-107A Suction line (I/V Gland)	Valve	Gas	0.00281%	0.00281 %	28.1	0.000074	0.00177541 7	0.002 81%	28.1	0.000074	0.0017754 17	Minor
		MS To TLG line upper I/V (Near North Basket Straniner/PH#3) (I/V Gland)	3 Inch	MS To TLG line upper I/V (Near North Basket Straniner/PH#3) (I/V Gland)	Valve	Gas	0.00384%	0.00384 %	38.4	0.000090	0.00216956	0.003 84%	38.4	0.000090	0.0021695 6	Minor
		BTPN-8 MS/MRN line (B/V D/S Flange)	"	BTPN-8 MS/MRN line (B/V D/S Flange)	Flange	Gas	0.1251%	0.1251%	1251	0.000696245	0.01670988	0.125 1%	1251	0.000696 245	0.0167098 8	Minor
		BTPN-21 HSD line (B/V U/S Flange)	"	BTPN-21 HSD line (B/V U/S Flange)	Flange	Gas	0.00392%	0.00392 %	39.2	0.000092	0.00219847 1	0.003 92%	39.2	0.000092	0.0021984 71	Minor
		BTPN-25 MS/MRN line (B/V U/S Flange)	"	BTPN-25 MS/MRN line (B/V U/S Flange)	Flange	Gas	0.00085%	0.00085 %	8.5	0.000205243	0.00492583 2	0.000 85%	8.5	0.000205 243	0.0049258 32	Minor
		BTPN-33 HSD line (B/V D/S Flange)	"	BTPN-33 HSD line (B/V D/S Flange)	Flange	Gas	0.00137%	0.00137 %	13.7	0.00028749	0.00689976	0.001 37%	13.7	0.000287 49	0.0068997 6	Minor
		BTPN-37 SRN line (B/V D/S Flange)	"	BTPN-37 SRN line (B/V D/S Flange)	Flange	Gas	0.00072%	0.00072 %	7.2	0.000031	0.00074069 3	0.000 72%	7.2	0.000031	0.0007406 93	Minor
12	LPG	52-TSV-1003 Lower (I/V Gland)	"	52-TSV-1003 Lower (I/V Gland)	Valve	Gas	0.00116%	0.00116 %	11.6	0.000042	0.00100603 5	0.001 16%	11.6	0.000042	0.0010060 35	Minor
		52-TSV-1005 Upper (I/V Gland)	"	52-TSV-1005 Upper (I/V Gland)	Valve	Gas	0.00041%	0.00041 %	4.1	0.000021	0.00051598 6	0.000 41%	4.1	0.000021	0.0005159 86	Minor
		R/D From unit to horton sphere T-101 line (I/V Gland)	4 Inch	R/D From unit to horton sphere T-101 line (I/V Gland)	Valve	Gas	0.00395%	0.00395 %	39.5	0.000092	0.00220925 8	0.003 95%	39.5	0.000092	0.0022092 58	Minor
		R/D From unit to horton sphere T-102 line (I/V Gland)	4 Inch	R/D From unit to horton sphere T-102 line (I/V Gland)	Valve	Gas	0.0082%	0.0082%	82	0.000147	0.00353101 5	0.008 2%	82	0.000147	0.0035310 15	Minor
		Main I/O Valve (I/V Gland)	12 Inch	Main I/O Valve (I/V Gland)	Valve	Gas	0.00083%	0.00083 %	8.3	0.000034	0.00081148 2	0.000 83%	8.3	0.000034	0.0008114 82	Minor
		Strainer Drain 1st (I/V Gland)	2 Inch	Strainer Drain 1st (I/V Gland)	Valve	Gas	0.00157%	0.00157 %	15.7	0.000051	0.00122179 6	0.001 57%	15.7	0.000051	0.0012217 96	Minor
		Vent To FA line (I/V Gland)	"	Vent To FA line (I/V Gland)	Valve	Gas	0.00437%	0.00437 %	43.7	0.000098	0.00235732 8	0.004 37%	43.7	0.000098	0.0023573 28	Minor
		Strainer U/S main (I/V Gland)	3 Inch	Strainer U/S main (I/V Gland)	Valve	Gas	0.01329%	0.01329 %	132.9	0.000201	0.00481431	0.013 29%	132.9	0.000201	0.0048143 1	Minor
		Strainer Drain 2nd (End Flange)	"	Strainer Drain 2nd (End Flange)	Flange	Gas	0.00162%	0.00162 %	16.2	0.000323605	0.00776652	0.001 62%	16.2	0.000323 605	0.0077665 2	Minor
		After Vapour Eliminator (IV Gland)	3 Inch	After Vapour Eliminator (IV Gland)	Valve	Gas	0.02538%	0.02538 %	253.8	0.000304	0.00729314 1	0.025 38%	253.8	0.000304	0.0072931 41	Minor

13	CRU-MSQ	22-PV-206 (C/V Gland)	1.5 Inch	22-PV-206 (C/V Gland)	Valve	Gas	0.00346%	0.00346%	34.6	0.000085	0.002029167	0.00346%	34.6	0.000085	0.002029167	Minor
		22-PV-206 D/S line (I/V Gland)	"	22-PV-206 D/S line (I/V Gland)	Valve	Gas	0.00621%	0.00621%	62.1	0.000123	0.0029539	0.00621%	62.1	0.000123	0.0029539	Minor
		25-FV-2201 (C/V Gland)	1 Inch	25-FV-2201 (C/V Gland)	Valve	Gas	1.1535%	1.1535%	11535	0.003522	0.0845369	1.1535%	11535	0.003522	0.0845369	Minor
		25-FV-2201 U/S line (I/V Gland)	1.5 Inch	25-FV-2201 U/S line (I/V Gland)	Valve	Gas	0.00248%	0.00248%	24.8	0.000068	0.001638585	0.00248%	24.8	0.000068	0.001638585	Minor
		25-MP-001B Suction line (I/V Gland)	6 Inch	25-MP-001B Suction line (I/V Gland)	Valve	Gas	0.00142%	0.00142%	14.2	0.000048	0.001145513	0.00142%	14.2	0.000048	0.001145513	Minor
		25-MP-001B Discharge line (I/V Gland)	4 Inch	25-MP-001B Discharge line (I/V Gland)	Valve	Gas	0.00082%	0.00082%	8.2	0.000034	0.000805192	0.00082%	8.2	0.000034	0.000805192	Minor
		25-MP-007A Suction line (I/V Gland)	6 Inch	25-MP-007A Suction line (I/V Gland)	Valve	Gas	0.00683%	0.00683%	68.3	0.000131	0.003139996	0.00683%	68.3	0.000131	0.003139996	Minor
		25-MP-007B Discharge line (I/V Gland)	3 Inch	25-MP-007B Discharge line (I/V Gland)	Valve	Gas	0.1192%	0.1192%	1192	0.000820	0.019687944	0.1192%	1192	0.000820	0.019687944	Minor
		25-FV-2101 (C/V Gland)	2 Inch	25-FV-2101 (C/V Gland)	Valve	Gas	0.1535%	0.1535%	1535	0.000965	0.023158616	0.1535%	1535	0.000965	0.023158616	Minor
		25-FV-2101 U/S line (I/V Gland)	4 Inch	25-FV-2101 U/S line (I/V Gland)	Valve	Gas	0.7755%	0.7755%	7755	0.002730	0.065515277	0.7755%	7755	0.002730	0.065515277	Minor
		25-FV-2101 D/S line (I/V Gland)	"	25-FV-2101 D/S line (I/V Gland)	Valve	Gas	0.05862%	0.05862%	586.2	0.000520	0.012482927	0.05862%	586.2	0.000520	0.012482927	Minor
		25-FV-2101 Main line upper (I/V Gland)	4 Inch	25-FV-2101 Main line upper (I/V Gland)	Valve	Gas	0.01175%	0.01175%	117.5	0.000185	0.004448313	0.01175%	117.5	0.000185	0.004448313	Minor
		22-FV-2401 U/S line (I/V Gland)	"	22-FV-2401 U/S line (I/V Gland)	Valve	Gas	0.00185%	0.00185%	18.5	0.000057	0.001357548	0.00185%	18.5	0.000057	0.001357548	Minor
		22-FV-2401 Bypass line (I/V Gland)	"	22-FV-2401 Bypass line (I/V Gland)	Valve	Gas	0.09542%	0.09542%	954.2	0.000711	0.017067092	0.09542%	954.2	0.000711	0.017067092	Minor
		22-FV-2102 U/S line (I/V Gland)	2 Inch	22-FV-2102 U/S line (I/V Gland)	Valve	Gas	0.02027%	0.02027%	202.7	0.000263	0.006312932	0.02027%	202.7	0.000263	0.006312932	Minor
		22-PV-2102 U/S line (I/V Gland)	"	22-PV-2102 U/S line (I/V Gland)	Valve	Gas	0.00185%	0.00185%	18.5	0.000057	0.001357548	0.00185%	18.5	0.000057	0.001357548	Minor
		22-PV-2102 Bypass line (I/V Gland)	"	22-PV-2102 Bypass line (I/V Gland)	Valve	Gas	0.09648%	0.09648%	964.8	0.000716	0.017188571	0.09648%	964.8	0.000716	0.017188571	Minor
		25-FT-2402 D/S line (I/V Gland)	"	25-FT-2402 D/S line (I/V Gland)	Valve	Gas	0.07473%	0.07473%	747.3	0.000608	0.014586864	0.07473%	747.3	0.000608	0.014586864	Minor
		22-PV-103A (C/V Gland)	1 Inch	22-PV-103A (C/V Gland)	Valve	Gas	0.1218%	0.1218%	1218	0.000832	0.019962576	0.1218%	1218	0.000832	0.019962576	Minor
		22-PV-103A U/S line (I/V Gland)	1.5 Inch	22-PV-103A U/S line (I/V Gland)	Valve	Gas	0.01701%	0.01701%	170.1	0.000235	0.005640832	0.01701%	170.1	0.000235	0.005640832	Minor
		22-PV-103A D/S line (I/V Gland)	"	22-PV-103A D/S line (I/V Gland)	Valve	Gas	0.7408%	0.7408%	7408	0.002651	0.063617858	0.7408%	7408	0.002651	0.063617858	Minor
		22-PV-103B (C/V Gland)	1.5 Inch	22-PV-103B (C/V Gland)	Valve	Gas	0.00473%	0.00473%	47.3	0.000103	0.002480231	0.00473%	47.3	0.000103	0.002480231	Minor
		21-FV-206 (C/V Gland)	1.5 Inch	21-FV-206 (C/V Gland)	Valve	Gas	0.00795%	0.00795%	79.5	0.000144	0.003461519	0.00795%	79.5	0.000144	0.003461519	Minor
		22-FV-101 U/S line (I/V Gland)	"	22-FV-101 U/S line (I/V Gland)	Valve	Gas	0.6225%	0.6225%	6225	0.002371	0.056894264	0.6225%	6225	0.002371	0.056894264	Minor
		22-MP-01B Suction line (I/V Gland)	"	22-MP-01B Suction line (I/V Gland)	Valve	Gas	0.00658%	0.00658%	65.8	0.000128	0.003065717	0.00658%	65.8	0.000128	0.003065717	Minor
		21-FV-2201 (C/V Gland)	1.5 Inch	21-FV-2201 (C/V Gland)	Valve	Gas	0.00464%	0.00464%	46.4	0.000102	0.002449828	0.00464%	46.4	0.000102	0.002449828	Minor
		21-MP-011B Suction line (I/V Gland)	4 Inch	21-MP-011B Suction line (I/V Gland)	Valve	Gas	0.00092%	0.00092%	9.2	0.000036	0.000866928	0.00092%	9.2	0.000036	0.000866928	Minor
		21-FV-105 Preterit Bypass line (I/V Gland)	"	21-FV-105 Pretreat Bypass line (I/V Gland)	Valve	Gas	0.01588%	0.01588%	158.8	0.000225	0.005397306	0.01588%	158.8	0.000225	0.005397306	Minor
		Near PT-549 FG To Burner 26-F-001A line (I/V Gland)	"	Near PT-549 FG To Burner 26-F-001A line (I/V Gland)	Valve	Gas	0.0125%	0.0125%	125	0.000193	0.004628574	0.0125%	125	0.000193	0.004628574	Minor
		26-F-001A FG To Burner no.1 (A/V Gland)	2 Inch	26-F-001A FG To Burner no.1 (A/V Gland)	Valve	Gas	0.0013%	0.0013%	11.3	0.000041	0.000989253	0.0013%	11.3	0.000041	0.000989253	Minor
		26-F-001A FG To Burner no.3 (A/V Gland)	2 Inch	26-F-001A FG To Burner no.3 (A/V Gland)	Valve	Gas	0.00078%	0.00078%	7.8	0.000032	0.000779751	0.00078%	7.8	0.000032	0.000779751	Minor
		25-FV-1203 U/S line (I/V Gland)	4 Inch	25-FV-1203 U/S line (I/V Gland)	Valve	Gas	0.00152%	0.00152%	15.2	0.000050	0.001196671	0.00152%	15.2	0.000050	0.001196671	Minor
		25-FV-1203 D/S line (I/V Gland)	"	25-FV-1203 D/S line (I/V Gland)	Valve	Gas	0.137%	0.137%	1370	0.000897	0.021528096	0.137%	1370	0.000897	0.021528096	Minor
		25-LV-1402 (C/V Gland)	1.5 Inch	25-LV-1402 (C/V Gland)	Valve	Gas	0.008633%	0.00863%	863.3	0.000667	0.016004675	0.008633%	863.3	0.000667	0.016004675	Minor
		25-FV-1103 (C/V Gland)	1 Inch	25-FV-1103 (C/V Gland)	Valve	Gas	0.05152%	0.05152%	515.2	0.000479	0.011489986	0.05152%	515.2	0.000479	0.011489986	Minor

13	CRU-MSQ	25-FV-1303 (C/V Gland)	2 Inch	25-FV-1303 (C/V Gland)	Valve	Gas	0.00164%	0.00164%	16.4	0.000052	0.001256495	0.00164%	16.4	0.000052	0.0012564995	Minor
		25-FV-1303 To Start Up line To FSD line Upper (I/V Gland)	"	25-FV-1303 To Start Up line To FSD line Upper (I/V Gland)	Valve	Gas	0.02171%	0.02171%	217.1	0.000275	0.006597306	0.02171%	217.1	0.000275	0.0065973006	Minor
		25-LV-1102 (C/V Gland)	3 Inch	25-LV-1102 (C/V Gland)	Valve	Gas	0.00398%	0.00398%	39.8	0.000093	0.002220015	0.00398%	39.8	0.000093	0.0022200015	Minor
		25-FT-1101 U/S line (I/V Gland)	"	25-FT-1101 U/S line (I/V Gland)	Valve	Gas	0.00423%	0.00423%	42.3	0.000096	0.002308562	0.00423%	42.3	0.000096	0.0023085662	Minor
		25-P-020A Suction line (I/V Gland)	Insulation	25-P-020A Suction line (I/V Gland)	Valve	Gas	0.0116%	0.0116%	116	0.000184	0.004411772	0.0116%	116	0.000184	0.0044117772	Minor
		22-FV-2101 (C/V Gland)	2 Inch	22-FV-2101 (C/V Gland)	Valve	Gas	0.0158%	0.0158%	158	0.000224	0.005379834	0.0158%	158	0.000224	0.0053798434	Minor
		25-MP-010A Discharge line (I/V Gland)	"	25-MP-010A Discharge line (I/V Gland)	Valve	Gas	0.00486%	0.00486%	48.6	0.000105	0.002523788	0.00486%	48.6	0.000105	0.0025237888	Minor
		25-MP-012A Discharge line (I/V Gland)	"	25-MP-012A Discharge line (I/V Gland)	Valve	Gas	0.4602%	0.4602%	4602	0.001953	0.046864366	0.4602%	4602	0.001953	0.0468643666	Minor
		25-FV-3102 D/S line (I/V Gland)	"	25-FV-3102 D/S line (I/V Gland)	Valve	Gas	0.01284%	0.01284%	128.4	0.000196	0.004709012	0.01284%	128.4	0.000196	0.0047090112	Minor
		25-FV-3102 D/S line (I/V U/S Flange)	"	25-FV-3102 D/S line (I/V U/S Flange)	Flange	Gas	0.01894%	0.01894%	189.4	0.000252	0.006043784	0.01894%	189.4	0.000252	0.006043784	Minor
		25-FV-3102 Bypass line (I/V U/S Flange)	"	25-FV-3102 Bypass line (I/V U/S Flange)	Flange	Gas	0.000688%	0.00068%	68.8	0.000131	0.003154734	0.000688%	68.8	0.000131	0.0031547334	Minor
		25-FV-3102 drain line (I/V Flange/Bonnet)	"	25-FV-3102 drain line (I/V Flange/Bonnet)	Valve	Gas	0.64859%	0.64859%	6485.9	0.002434	0.058413862	0.64859%	6485.9	0.002434	0.058413862	Minor
		25-P-013B Discharge line (I/V Gland)	4 Inch	25-P-013B Discharge line (I/V Gland)	Valve	Gas	0.00154%	0.00154%	15.4	0.000050	0.001206756	0.00154%	15.4	0.000050	0.0012067556	Minor
		25-P-013B Discharge line (NRV Top Flange)	"	25-P-013B Discharge line (NRV Top Flange)	Flange	Gas	0.03992%	0.03992%	399.2	0.000406	0.009754283	0.03992%	399.2	0.000406	0.009754283	Minor
		25-SDV-2801 (C/V Gland)	4 Inch	25-SDV-2801 (C/V Gland)	Valve	Gas	0.01782%	0.01782%	178.8	0.000243	0.005824397	0.01782%	178.8	0.000243	0.005824397	Minor
		25-SDV-2801 (C/V D/S Flange)	"	25-SDV-2801 (C/V D/S Flange)	Flange	Gas	0.00773%	0.00773%	77.3	0.000142	0.003399713	0.00773%	77.3	0.000142	0.003399713	Minor
		25-FV-1401 D/S drain line (I/V Flange/Bonnet)	"	25-FV-1401 D/S drain line (I/V Flange/Bonnet)	Valve	Gas	0.01473%	0.01473%	147.5	0.000214	0.005147499	0.01473%	147.5	0.000214	0.0051474999	Minor
		25-MP-017A Suction line (I/V Gland)	Insulation	25-MP-017A Suction line (I/V Gland)	Valve	Gas	0.0153%	0.0153%	153	0.000220	0.005269907	0.0153%	153	0.000220	0.0052699007	Minor
		25-MP-017B Suction line (I/V Gland)	Insulation	25-MP-017B Suction line (I/V Gland)	Valve	Gas	0.00652%	0.00652%	65.2	0.000127	0.003047744	0.00652%	65.2	0.000127	0.0030477444	Minor
14	GTG	94-PV-2142B D/S line (B/V Gland)	"	94-PV-2142B D/S line (B/V Gland)	Vlave	Gas	0.00125%	0.00125%	12.5	0.000044	0.001055472	0.00125%	12.5	0.000044	0.0010554725	Minor
		94-PV-2142A (C/V Gland)	3 Inch	94-PV-2142A (C/V Gland)	Flange	Gas	0.0084%	0.0084%	84	0.000103428	0.002482272	0.008%	84	0.000103428	0.0024822722	Minor
		94-PV-2142A (C/V U/S Flange)	"	94-PV-2142A (C/V U/S Flange)	Flange	Gas	0.00134%	0.00134%	13.4	0.000283031	0.006792744	0.00134%	13.4	0.000283031	0.0067927444	Minor
		94-PV-2231A (C/V Gland)	2 Inch	94-PV-2231A (C/V Gland)	Valve	Gas	0.00782%	0.00782%	78.2	0.000143	0.003425072	0.00782%	78.2	0.000143	0.003425072	Minor
		94-PV-2231A U/S line (I/V Gland)	"	94-PV-2231A U/S line (I/V Gland)	Valve	Gas	0.00258%	0.00258%	25.8	0.000070	0.001680703	0.00258%	25.8	0.000070	0.001680703	Minor
		94-PV-2231A Bypass line (I/V Gland)	1.5 Inch	94-PV-2231A Bypass line (I/V Gland)	Valve	Gas	0.00121%	0.00121%	12.1	0.000043	0.001033664	0.00121%	12.1	0.000043	0.001033664	Minor
		94-PV-2231B U/S line (I/V Gland)	"	94-PV-2231B U/S line (I/V Gland)	Valve	Gas	0.00093%	0.00093%	9.3	0.000036	0.000872965	0.00093%	9.3	0.000036	0.0008729665	Minor
		West Side PV-4501 (C/V Gland)	1.5 Inch	West Side PV-4501 (C/V Gland)	Valve	Gas	0.0305%	0.0305%	305	0.000342	0.008206378	0.0305%	305	0.000342	0.0082063778	Minor
		LPG Header - LPG Control Station 1st I/V	"	LPG Header - LPG Control Station 1st I/V	Valve	Gas	0.00587%	0.00587%	58.7	0.000119	0.002849028	0.00587%	58.7	0.000119	0.0028490328	Minor
		LPG Header - LPG Control Station 3rd I/V	"	LPG Header - LPG Control Station 3rd I/V	Valve	Gas	0.00128%	0.00128%	12.8	0.000045	0.001071667	0.00128%	12.8	0.000045	0.0010716667	Minor
15	CDU-02	11-PV-1111 (C/V Gland)	1 Inch	11-PV-1111 (C/V Gland)	Valve	Gas	0.00192%	0.00192%	19.2	0.000058	0.001390306	0.00192%	19.2	0.000058	0.0013903006	Minor
		11-PM-014B Suction line (I/V Gland)	Insulation	11-PM-014B Suction line (I/V Gland)	Valve	Gas	0.4225%	0.4225%	4225	0.001848	0.044362066	0.4225%	4225	0.001848	0.0443620666	Minor
		11-PM-014B Discharge line(I/V Gland)	"	11-PM-014B Discharge line(I/V Gland)	Valve	Gas	0.581%	0.581%	5810	0.002268	0.054429218	0.581%	5810	0.002268	0.054429218	Minor
		11-PM-014A Suction line (I/V Gland)	Insulation	11-PM-014A Suction line (I/V Gland)	Valve	Gas	0.06128%	0.06128%	612.8	0.000535	0.012843685	0.06128%	612.8	0.000535	0.0128436855	Minor
		11-PM-014A Discharge line(I/V Gland)	"	11-PM-014A Discharge line(I/V Gland)	Valve	Gas	0.01803%	0.01803%	180.3	0.000244	0.005855722	0.01803%	180.3	0.000244	0.0058557222	Minor
		11-PM-013 Suction line (I/V Gland)	Insulation	11-PM-013 Suction line (I/V Gland)	Valve	Gas	0.02201%	0.02201%	220.1	0.000277	0.006655699	0.02201%	220.1	0.000277	0.0066556999	Minor

		11-PM-011A Discharge line (I/V Gland)	4 Inch	11-PM-011A Discharge line (I/V Gland)	Valve	Gas	0.00823%	0.00823%	82.3	0.000147	0.00353930 3	0.00823%	82.3	0.000147	0.00353930 3	Minor
		11-PM-012B Suction line (I/V Gland)	Insulation	11-PM-012B Suction line (I/V Gland)	Valve	Gas	0.06028%	0.06028%	602.8	0.000530	0.01270873 3	0.06028%	602.8	0.000530	0.0127087 33	Minor
		11-PM-012B Discharge line(I/V Gland)	"	11-PM-012B Discharge line(I/V Gland)	Valve	Gas	6806%	6806%	6806	0.002510	0.06024869 5	6806%	6806	0.002510	0.0602486 95	Minor
		11-PM-012A Discharge line(I/V Gland)	"	11-PM-012A Discharge line(I/V Gland)	Valve	Gas	0.00165%	0.00165%	16.5	0.000053	0.00126140 8	0.00165%	16.5	0.000053	0.0012614 08	Minor
		11-PM-05B Suction line (I/V Gland)	Insulation	11-PM-05B Suction line (I/V Gland)	Valve	Gas	0.02081%	0.02081%	208.1	0.000268	0.00642039 4	0.02081%	208.1	0.000268	0.0064203 94	Minor
		11-PM-05A Suction line (I/V Gland)	Insulation	11-PM-05A Suction line (I/V Gland)	Valve	Gas	0.00093%	0.00093%	9.3	0.000036	0.00087296 5	0.00093%	9.3	0.000036	0.0008729 65	Minor
		11-PM-02A Discharge line (I/V Gland)	4 Inch	11-PM-02A Discharge line (I/V Gland)	Valve	Gas	0.00204%	0.00204%	20.4	0.000060	0.00144548 5	0.00204%	20.4	0.000060	0.0014454 85	Minor
		11-LV-108 (C/V Gland)	1 Inch	11-LV-108 (C/V Gland)	Valve	Gas	0.0205%	0.0205%	205	0.000265	0.00635882 7	0.0205%	205	0.000265	0.0063588 57	Minor
		11-LV-108 U/S line (I/V Gland)	2 Inch	11-LV-108 U/S line (I/V Gland)	Valve	Gas	0.00128%	0.00128%	12.8	0.000045	0.00107166 7	0.00128%	12.8	0.000045	0.0010716 67	Minor
		11-PM-07C Suction line (I/V Gland)	Insulation	11-PM-07C Suction line (I/V Gland)	Valve	Gas	0.00072%	0.00072%	7.2	0.000031	0.00074069 3	0.00072%	7.2	0.000031	0.0007406 93	Minor
		11-PM-003B Suction line (I/V Gland)	Insulation	11-PM-003B Suction line (I/V Gland)	Valve	Gas	0.00128%	0.00128%	12.8	0.000045	0.00107166 7	0.00128%	12.8	0.000045	0.0010716 67	Minor
		11-PM-003B Discharge line(I/V Gland)	"	11-PM-003B Discharge line(I/V Gland)	Valve	Gas	0.01041%	0.01041%	104.1	0.000171	0.00411561 2	0.01041%	104.1	0.000171	0.0041156 42	Minor
		11-PV-103 (C/V Gland)	Insulation	11-PV-103 (C/V Gland)	Valve	Gas	0.0185%	0.0185%	185	0.000248	0.00595326 6	0.0185%	185	0.000248	0.0059532 66	Minor
		11-DPV-2040 U/S line(I/V Gland)	Insulation	11-DPV-2040 U/S line(I/V Gland)	Valve	Gas	1.5%	1.5%	15000	0.004169	0.10006486 3	1.5%	15000	0.004169	0.1000648 63	Minor
		11-F-001 Pilot Burner No.01 (I/V Gland)	Insulation	11-F-001 Pilot Burner No.01 (I/V Gland)	Valve	Gas	0.0014%	0.0014%	14	0.000047	0.00113512 9	0.0014%	14	0.000047	0.0011351 29	Minor
15	CDU-02	11-F-001 Pilot Burner No.05 (I/V Gland)	Insulation	11-F-001 Pilot Burner No.05 (I/V Gland)	Valve	Gas	0.00187%	0.00187%	18.7	0.000057	0.00136695 2	0.00187%	18.7	0.000057	0.0013669 52	Minor
		11-F-001 Pilot Burner No.06 (I/V Gland)	Insulation	11-F-001 Pilot Burner No.06 (I/V Gland)	Valve	Gas	0.0012%	0.0012%	12	0.000043	0.00102817 1	0.0012%	12	0.000043	0.0010281 71	Minor
		11-F-001 Pilot Burner No.08 (I/V Gland)	Insulation	11-F-001 Pilot Burner No.08 (I/V Gland)	Valve	Gas	0.0057%	0.0057%	57	0.000116	0.00279577 8	0.0057%	57	0.000116	0.0027957 78	Minor
		11-F-001 F.G Burner No.02 (A/V Gland)	Insulation	11-F-001 F.G Burner No.02 (A/V Gland)	Valve	Gas	0.00857%	0.00857%	85.7	0.000151	0.00363249 2	0.00857%	85.7	0.000151	0.0036324 92	Minor
		11-F-001 F.G Burner No.03 (A/V Gland)	Insulation	11-F-001 F.G Burner No.03 (A/V Gland)	Valve	Gas	0.00215%	0.00215%	21.5	0.000062	0.00149505 3	0.00215%	21.5	0.000062	0.0014950 53	Minor
		11-F-001 F.G Burner No.07 (A/V Gland)	Insulation	11-F-001 F.G Burner No.07 (A/V Gland)	Valve	Gas	0.01243%	0.01243%	124.3	0.000192	0.00461191 7	0.01243%	124.3	0.000192	0.0046119 17	Minor
		11-FV-126 (C/V Gland)	3 Inch	11-FV-126 (C/V Gland)	Valve	Gas	0.15693%	0.15693%	1569.3	0.000979	0.02348952 6	0.15693%	1569.3	0.000979	0.0234895 26	Minor
		11-FV-174 (C/V Gland)	1.5 Inch	11-FV-174 (C/V Gland)	Valve	Gas	0.00179%	0.00179%	17.9	0.000055	0.00132911 5	0.00179%	17.9	0.000055	0.0013291 15	Minor
		11-FV-174 U/S line (I/V Gland)	2 Inch	11-FV-174 U/S line (I/V Gland)	Valve	Gas	0.00093%	0.00093%	9.3	0.000036	0.00087296 5	0.00093%	9.3	0.000036	0.0008729 65	Minor
		11-FV-174 RFN To G.O line (I/V Gland)	2 Inch	11-FV-174 RFN To G.O line (I/V Gland)	Valve	Gas	0.0024%	0.0024%	24	0.000067	0.00160445 2	0.0024%	24	0.000067	0.0016044 52	Minor
		11-FV-134 D/S line (I/V Gland)	"	11-FV-134 D/S line (I/V Gland)	Valve	Gas	0.00808%	0.00808%	80.8	0.000146	0.00349775 3	0.00808%	80.8	0.000146	0.0034977 53	Minor
		11-LV-109 (C/V Gland)	2 Inch	11-LV-109 (C/V Gland)	Valve	Gas	0.07177%	0.07177%	717.7	0.000592	0.01421498 4	0.07177%	717.7	0.000592	0.0142149 84	Minor
		11-FV-127 Bypass line (I/V Gland)	"	11-FV-127 Bypass line (I/V Gland)	Valve	Gas	0.01577%	0.01577%	157.7	0.000224	0.00537327 4	0.01577%	157.7	0.000224	0.0053732 74	Minor
		11-FV-122 U/S line (I/V Gland)	Insulation	11-FV-122 U/S line (I/V Gland)	Valve	Gas	0.04578%	0.04578%	457.8	0.000444	0.01065086 5	0.04578%	457.8	0.000444	0.0106508 65	Minor
		11-FV-132 (C/V Gland)	Insulation	11-FV-132 (C/V Gland)	Valve	Gas	0.00723%	0.00723%	72.3	0.000136	0.00325685 6	0.00723%	72.3	0.000136	0.0032568 6	Minor
		11-FV-132 D/S line (I/V Gland)	"	11-FV-132 D/S line (I/V Gland)	Valve	Gas	0.00135%	0.00135%	13.5	0.000046	0.00110893 3	0.00135%	13.5	0.000046	0.0011089 33	Minor

1.0 INTRODUCTION

The petroleum refinery industry has successfully reduced its emissions of non-methane volatile organic compounds (NMVOC), one of the precursors to surface level ozone formation, by focusing on reduced venting, vapour recovery and better storage controls. In order make further reductions, the industry is now focusing its efforts on the control of fugitive emissions (leaks)1 which can contribute up to one third of the remaining site NMVOC emissions. Fugitive emissions are generated at plant components which are supposed to be leak-tight (like pump or compressor seals, valve packing, flanges, sample points, etc.). Whilst a typical site would have 50,000+ such components, only a few of these contribute to the bulk of fugitive emissions. Identifying these few leaks for repair is difficult and time consuming, as they are spread out over the entire site, including hard to access locations.

Methodologies are currently available to detect leaking equipment in so-called LDAR (Leak Detection and Repair) programs:

Method 21 uses a hydrocarbon ionisation detector; this methodology was developed by the US-EPA and was the first historically. It is a widely accepted method, key elements of which are adopted in the European Standard EN 15446:2008.

A fugitive emission monitoring project is typically conducted in following phases:

2.0 About LDAR: Leak Detection and Repair (LDAR) is a program implemented to comply with environmental regulations for reducing the fugitive emissions of targeted chemicals into the environment. Several standards such as *Maximum Achievable Control Technology* (MACT) standards, *New Source Performance Standards* (NSPS), *National Emissions Standards for Hazardous Air Pollutants* (NESHAP) and Central Pollution Control Board (CPCB) require the monitoring and reporting of these fugitive emissions from process equipment.

Process components of about 10000 points are monitored as LDAR and cover all the components in the process plant.

A typical chemical unit can emit some tons per year of VOCs from leaking equipment, such as valves, connectors, pumps, sampling connections, compressors, pressure relief devices and open-ended lines.

The environmental regulations are prescribed LDAR programs as a means of reducing emissions have very specific standards and applied to a monitoring and repair program. The LDAR study included the following protocols:

- Chemical streams that must be monitored
- Types of components (pumps, valves, connectors, etc.) to be monitored
- Measured concentration in PPM that indicates a leak
- Frequency of monitoring
- Method of monitoring
- Actions to be taken if a leak is discovered
- Length of time in which an initial attempt to repair the leak must be performed
- Length of time in which an effective repair of the leak must be made
- Actions that must be taken if a leak cannot be repaired within guidelines
- Record-keeping and reporting requirements

VOCs are contributed to the formation of ground level ozone. Many of the areas where Refineries are located do not meet the NAAQ standards for ozone. Ozone can be transported in the atmosphere and contribute to nonattainment in downwind areas.

Affected Sources: Each pump, compressor, pressure relief device, sampling connection system, open-ended valve or line, flange and connector that contains or contacts a fluid or gas. that is exceeding more than 5000ppm of pump and compressor seals and 3000 ppm other components is an affected source.

Equipment Leak: A leak is defined as greater than or equal to 3,000 & 5000 ppmv as methane, for organic compounds, as determined by EPA Reference Method 21. Most of the emissions are from valves and connectors because these are most prevalent components and can number in the thousands. The major cause of emissions from valves and connectors is seal or gasket failure due to normal wear or improper maintenance. More than 90% of emissions from the leaking equipment with valves are being the most significant source. The open-ended lines and sampling connections account for as much as 5 – 10% of total VOC emissions from equipment leaks.

Minimum Requirements for an Acceptable Organic LDAR Program:

- Each affected source is screened initially using Method 21. Sources that are unsafe to monitor is not screened, but documentation is provided to substantiate the unsafe nature.
- Monthly visual inspections has to be performed by industry on each affected source for signs of leakage (e.g. dripping liquid, spraying, misting, clouding, ice formation, distinctive odors, etc.).
- Monitoring of each affected source is to be conducting quarterly using Method 21.

All potential leak points associated with a component must be identified and screened for leaks. The detected leaks by Method 21 test was tagged and repaired. The leak sources are measured after repair and the same is recorded.

3.0 METHODOLOGY OF THE STUDY:

EPA has found significant widespread noncompliance with Leak Detection and Repair regulations and more specifically noncompliance with Method 21 requirements.

Step 1: Preparation of LDAR project

-Information exchange meeting
- Project introduction
- Project scooping
- Coding & naming conventions
- Prepare technical information (medium, stream, drawings, …)
- Stream composition
- YTD production time per stream
- Leak definition, repair definition and tag definition per stream
- Detection equipment to use

Step 2: Database preparation:

- Build site structure (unit - sections - drawings - streams)
- Prepare Basic data
- Prepare Customer data

Step 3: Source inventory:

- Project kick-off meeting
- Safety training
- Site visit
- Define monitoring routes
- Start inventory program
- Prepare monitoring phase

Step 4: Unit monitoring phase

- Prepare detection devices and gather relevant information
- Start monitoring program
- Regular status meetings
- Database update

Step 5: First repair attempt

- Prepare tightening lists (sources with leak-rate > repair definition)
- Guide mechanical/operator to leaking sources
- Perform on-line reparation
- Re-monitoring after repair attempt

Step 6: Reporting

- Consolidate all gathered data
- Prepare lessons learned
- Create LDAR report

- Detail list of all leaking sources
- Repair orders
- Equipment overview per EPA source
- Top leakers (in costs and losses)
- Sort on most leaking equipment (EPA sources)

Sampling Methodology:

Initial Screening: Screening tests must be conducted initially and include:

1. The type of affected source (e.g. pump, compressor, etc.).
2. Site specific ID of each affected source.
3. Date of the Method 21 test.
4. Type of Method 21 detector.
5. Calibration results of Method 21 detector.
6. Screening results in ppmv.

4.0 Volatile Organic Compounds (VOCs)

4.1. VOC Definition

To this study the term VOC is defined as "all products of which at least 20% m/m has a vapour pressure higher than 0.3 kPa at 20°C. For the petroleum industry this includes all light products and excludes kerosene and all higher (i.e., heavier) products".

The streams concerned in these studies do not contain methane so strictly the study addresses non-methane volatile hydrocarbons (NMVOC).

4.1.1. Diffuse VOC Emissions

Diffuse VOC emission is defined by the Best Available Technique Reference Document for the Refining of Mineral Oil and Gas (REF BREF) to be:

"Non-channelled VOC emissions that are not released via specific emission points such as stacks. They can result from 'area' sources (e.g., tanks) or 'point' sources (e.g., pipe flanges)"

"Diffuse VOC emissions are emissions arising from direct contact of gaseous or liquid volatile organic compounds with the environment (atmosphere, under normal operating circumstances). These can result from:

- Inherent design of the equipment (e.g., uncovered oil/water separators);

- Operating conditions (e.g.,non collected vent of a fixed roof tank during loading); or fugitive emission caused by an undesired gradual loss of tightness from a piece of equipment and a resulting leak. Fugitive emissions are a subset of diffuse emission."

The focus of this report is on comparing two detection methods for fugitive emissions from point sources which typically make up between 20-50% of the overall refinery diffuse emissions. Emissions from point sources include leaks from components which are not fully sealed: pipe flanges, valve stems, pump and compressor seals, etc.

5.0 Leak Detection and Quantification Methods

5.1 Leak Detection and Leak Quantification

When discussing the monitoring and reporting of VOC emissions, three different purposes have to be taken into account: leak detection, identification and quantification. For the point sources considered in this report detection and identification are synonymous.

- Leak detection/identification: VOC instruments can be used for the VOC leak detection: e.g. flame ionisation detector. The number of leaks and a leak indication (e.g., measured concentration (screening) value) are recorded.
- Leak quantification is the estimate of the number of VOCs emitted (i.e., t/a) for reporting and tracking purposes.

Leak Detection and Repair (LDAR) programmes have been put in place across Indian/European refineries in order to detect and reduce the VOC fugitive emissions. Although the main purpose of an LDAR program is to decrease VOC emission, leak quantification was added for reporting purposes and for tracking the long term progress.

5.2 Leak Detection Methods

Methodology is currently available to detect the emissions from leaking equipment:

Methodologies Based onSniffing: the detection is done by drawing an air sample past a hydrocarbon ionisation detector to detect the VOC concentration in the vicinity of the leak source (called screening value). This methodology was first developed by the US Environmental Protection Agency (EPA) and is referred to as "Method 21".

The European LDAR Standard EN 15446:2008 is a modified version of Method 21 where the frequency of the surveys and the leak repair threshold are not fixed but can be adapted based on analysis of the previous survey.

5.2.1 Sniffing Detection Instruments

Many different types of Sniffing analysers can be used to detect fugitive VOC emissions. The most common types are photo-ionization detectors (PID).

5.2.2 Photo-Ionisation Detectors

Ionization detectors operate by ionizing the gas sample and then measuring the charge (number of ions) produced. PIDs use ultraviolet light. The response of a PID can vary significantly with double bonded compounds. Therefore the PID is most commonly used in refinery LDAR surveys. PID analysers have to be calibrated for a hydrocarbon concentration of 100 PPM.

The Nitya Laboratories using the Honeywell International PV Make and model no.Mini RAE 3000^{+} having the range between 0.1 PPM to 15000 PPM.

5.3 Leak Quantification/Estimation Methods

Leak Emission Estimation Based ontheSniffing Techniques

The Sniffing technique involves placing a detecting instrument probe close to the surface of a piece of process equipment where there is the potential for a leak (e.g., at flange seal). The VOC concentration of the leak is measured by moving the probe along the surface. The maximum instrument reading in ppm is recorded. This is referred to as the "screening value". A record is also made of the type of equipment device (valve, flange, pump seal etc.). A leak is considered to occur when the screening value measured is above a given concentration (e.g., 15,000 ppmv). The leak definition criterion can vary from one site to another and is usually set in the environmental permit. Above that given concentration threshold, the equipment is identified as leaking and must be repaired. Components which give screening values below the leak definition are considered as non-leakers and repairs are not required.

This detection method requires every potential leaking point included in the database (a listing of all sources) to be surveyed and therefore this procedure is very expensive and labour-intensive.

The equipment to be monitored by Sniffing is listed in a database and is restricted to:

- Accessible points (e.g., not under insulation, able to be reached without scaffolding).

- The lines containing a light hydrocarbon (20% of the fluid m/m has a vapour pressure higher than 0.3 kPa at 20°C).

Standards for Equipment Leaks

(1) Approach: Approach for controlling fugitive emissions from equipment leaks shall have proper selection, installation and maintenance of non-leaking or leak-tight equipment. Following initial testing after commissioning, the monitoring for leak detection is to be carried out as a permanent on-going Leak Detection and Repair (LDAR) programme. Finally detected leaks are to be repaired within an allowable timeframe.

(2) Components to be Covered: Components that shall be covered under LDAR program include (i) Block valves; (ii) Control valves; (iii)Pump seals;(iv)Compressor seals;(v)Pressure relief valves; (vi) Flanges – Heat Exchangers; (vii) Flanges – Piping; (viii) Connectors – Piping; (ix) Open ended lines; and (x) Sampling connections, Equipment and line sizes more than 1.875 cm or ¾ inch are to be covered.

(3) Applicability: LDAR programme would be applicable to components (given at 2 above) for following products/compounds: (i) hydrocarbon gases; (ii) Light liquid with vapour pressure @ 20°C > 1.0 kPa; and (iii) Heavy liquid with vapour pressure @ 20° C between 0.3 to 1.0 kPa.

(4) While LDAR will not be applicable for heavy liquids with vapour pressure < 0.3 kPa, it will be desirable to check for liquid dripping as indication of leak.

(5) Definition of leak: A leak is defined as the detection of VOC concentration more than the values (in ppm) specified below at the emission source using a hydrocarbon analyzer according to measurement protocol (US EPA – 453/R-95-017, 1995 Protocol for equipment leak emission estimates may be referred to:

Component	General Hydrocarbon (ppm)		Benzene (ppm)	
	Till 31st Dec. 2008	w.e.f. January 01, 2009	Till 31st Dec., 2008	w.e.f January 01, 2009
Pump/Compressor	10000	5000	3000	2000
Valves/Flanges	10000	3000	2000	1000
Other components	10000	3000	2000	1000

(6) In addition, any component observed to be leaking by sight, sound, or smell, regardless of concentration (liquid dripping, visible vapor leak) or presence of bubbles using soap solution should be consideredas leak.

(7) Monitoring Requirements and Repair Schedule: Following frequency of monitoring of leaks and schedule for repair of leaks shall be followed:

(8) The percentage leaking components should not be more than 2% for any group of components monitored excluding pumps/compressors. In the case of pumps/compressors it should be less than 10% of the total number of pumps/compressors or three pumps and compressors, whichever isgreater.

(9) Emission inventory: Refinery shall prepare on inventory of equipment components in the plant. After the instrumental measurement of leaks, emission from the components will be calculated using stratified emission factor (USEPA) or any other superior factors. The total fugitive emission will be established.

Component	Frequency of monitoring	Repair schedule
	Quarterly (semiannual after two consecutive periods with <2% leaks and annualafter 5 periods with < 2% leaks)	Repair will be started within 5 working days and shall be completed within 15 working days after detection of leak for general hydrocarbons. In case of benzene, the leak shall be attended immediately forrepair.
Pump seals	Quarterly	
Compressor seals	Quarterly	
Pressure relief devices	Quarterly	
Pressure relief devices (after venting)	Within 24 hours	
Heat Exchangers	Quarterly	
Process drains	Annually	
Components that are difficult to monitor	Annually	
Pump seals with visible liquid dripping	Immediately	Immediately
Any component with visible leaks	Immediately	Immediately
Any component after repair/ replacement	Within five days	-

(10) Monitoring following types of monitoring methods may be judiciously employed for detection of leaks: (i) instrumental method of measurement of leaks; (ii) Audio, visual and olfactory (AVO) leak detection; and (iii) Soap bubblemethod.

(11) Data on time of measurement and concentration value for leak detection; time of repair of leak; and time of measurement & concentration value after repair of leak should be documented for all the components.

(12) Pressure relief and blow down systems should discharge to a vapor collection and recovery system or to flare.

(13) Open-ended lines should be closed by a blind flange or plugged.

(14) A totally closed loop should be used in all routine samples.

(15) Low emission packing should be used for valves.

(16) High integrity sealing materials should be used for flanges.

Sr.No.	Date	Location	Tag No.	Line Size	Componenet Type	Screening Value (PPM) before Repair	Emission Kg/Hr	Emission Kg/day	Screening Value (PPM) afterRepair	Emission Kg/Hr	Emission Kg/day
Prime G+											
1	09-10-2025	102-FV-5101 (C/V Gland)	1	3 Inch	Valve	0	0	0	0	0	0
2	09-10-2025	102-FV-5101 (C/V U/S Flange)	2	"	Flange	0	0	0	0	0	0
3	09-10-2025	102-FV-5101 (C/V D/S Flange)	3	"	Flange	0	0	0	0	0	0
4	09-10-2025	102-FV-5101 (C/V Flange/Bonnet)	4	"	Flange	0	0	0	0	0	0
5	09-10-2025	102-FV-5101 U/S line (I/V Gland)	5	"	Valve	0	0	0	0	0	0
6	09-10-2025	102-FV-5101 U/S line (I/V U/S Flange)	6	"	Flange	0	0	0	0	0	0
7	09-10-2025	102-FV-5101 U/S line (I/V D/S Flange)	7	"	Flange	0	0	0	0	0	0
8	09-10-2025	102-FV-5101 U/S line (I/V Flange/Bonnet)	8	"	Flange	0	0	0	0	0	0
9	09-10-2025	102-FV-5101 D/S line (I/V Gland)	9	"	Valve	0	0	0	0	0	0
10	09-10-2025	102-FV-5101 D/S line (I/V U/S Flange)	10	"	Flange	0	0	0	0	0	0
11	09-10-2025	102-FV-5101 D/S line (I/V D/S Flange)	11	"	Flange	0	0	0	0	0	0
12	09-10-2025	102-FV-5101 D/S line (I/V Flange/Bonnet)	12	"	Flange	0	0	0	0	0	0
13	09-10-2025	102-FV-5101 Bypass line (I/V Gland)	13	2 Inch	Valve	0	0	0	0	0	0
14	09-10-2025	102-FV-5101 Bypass line (I/V Flange/Bonnet)	14	"	Flange	0	0	0	0	0	0
15	09-10-2025	102-FV-5101 Drain line (I/V Gland)	15	0.5 Inch	Valve	0	0	0	0	0	0
16	09-10-2025	102-FV-5101 Bypass line (I/V Flange/Bonnet)	16	"	Flange	0	0	0	0	0	0
17	09-10-2025	102-FV-5101 Bypass line (End Flange)	17	"	Flange	0	0	0	0	0	0
18	09-10-2025	102-FV-5201 (C/V Gland)	18	1.5 Inch	Valve	0	0	0	0	0	0
19	09-10-2025	102-FV-5201 (C/V U/S Flange)	19	"	Flange	0	0	0	0	0	0
20	09-10-2025	102-FV-5201 (C/V D/S Flange)	20	"	Flange	0	0	0	0	0	0
21	09-10-2025	102-FV-5201 (C/V Flange/Bonnet)	21	"	Flange	0	0	0	0	0	0
22	09-10-2025	102-FV-5201 U/S line (I/V Gland)	22	"	Valve	0	0	0	0	0	0
23	09-10-2025	102-FV-5201 U/S line (I/V Flange/Bonnet)	23	"	Flange	0	0	0	0	0	0
24	09-10-2025	102-FV-5201 D/S line (I/V Gland)	24	"	Valve	0	0	0	0	0	0
25	09-10-2025	102-FV-5201 D/S line (I/V Flange/Bonnet)	25	"	Flange	0	0	0	0	0	0
26	09-10-2025	102-FV-5201 Bypass line (I/V Gland)	26	1 Inch	Valve	0	0	0	0	0	0
27	09-10-2025	102-FV-5201 Bypass line (I/V Flange/Bonnet)	27	"	Flange	0	0	0	0	0	0
28	09-10-2025	102-FV-5201 Drain line (I/V Gland)	28	0.5 Inch	Valve	0	0	0	0	0	0
29	09-10-2025	102-FV-5201 Drain line (I/V Flange/Bonnet)	29	"	Flange	0	0	0	0	0	0
30	09-10-2025	102-FV-5201 Drain line (End Flange)	30	"	Flange	0	0	0	0	0	0
31	09-10-2025	102-FV-0201 (C/V Gland)	31	3 Inch	Valve	0	0	0	0	0	0
32	09-10-2025	102-FV-0201 (C/V U/S Flange)	32	"	Flange	0	0	0	0	0	0
33	09-10-2025	102-FV-0201 (C/V D/S Flange)	33	"	Flange	0	0	0	0	0	0
34	09-10-2025	102-FV-0201 (C/V Flange/Bonnet)	34	"	Flange	0	0	0	0	0	0
35	09-10-2025	102-FV-0201 U/S line (I/V Gland)	35	"	Valve	0	0	0	0	0	0
36	09-10-2025	102-FV-0201 U/S line (I/V U/S Flange)	36	"	Flange	0	0	0	0	0	0
37	09-10-2025	102-FV-0201 U/S line (I/V D/S Flange)	37	"	Flange	0	0	0	0	0	0
38	09-10-2025	102-FV-0201 U/S line (I/V Flange/Bonnet)	38	"	Flange	0	0	0	0	0	0
39	09-10-2025	102-FV-0201 D/S line (I/V Gland)	39	"	Valve	0	0	0	0	0	0

Sr.No.	Date	Location	Tag No.	Line Size	Componenet Type	Screening Value (PPM) before Repair	Emission Kg/Hr	Emission Kg/day	Screening Value (PPM) afterRepair	Emission Kg/Hr	Emission Kg/day
40	09-10-2025	102-FV-0201 D/S line (I/V U/S Flange)	40	"	Flange	0	0	0	0	0	0
41	09-10-2025	102-FV-0201 D/S line (I/V D/S Flange)	41	"	Flange	0	0	0	0	0	0
42	09-10-2025	102-FV-0201 D/S line (I/V Flange/Bonnet)	42	"	Flange	0	0	0	0	0	0
43	09-10-2025	102-FV-0201 Bypass line (I/V Gland)	43	2 Inch	Valve	0	0	0	0	0	0
44	09-10-2025	102-FV-0201 Bypass line (I/V U/S Flange)	44	"	Flange	0	0	0	0	0	0
45	09-10-2025	102-FV-0201 Bypass line (I/V D/S Flange)	45	"	Flange	0	0	0	0	0	0
46	09-10-2025	102-FV-0201 Bypass line (I/V Flange/Bonnet)	46	"	Flange	0	0	0	0	0	0
47	09-10-2025	102-FV-0201 Drain line (I/V Gland)	47	0.5 Inch	Valve	0	0	0	0	0	0
48	09-10-2025	102-FV-0201 Drain line (I/V Flange/Bonnet)	48	"	Flange	0	0	0	0	0	0
49	09-10-2025	102-FV-0201 Drain line (End Flange)	49	"	Flange	0	0	0	0	0	0
50	09-10-2025	102-FV-2701 (C/V Gland)	50	4 Inch	Valve	0	0	0	0	0	0
51	09-10-2025	102-FV-2701 (C/V U/S Flange)	51	"	Flange	0	0	0	0	0	0
52	09-10-2025	102-FV-2701 (C/V D/S Flange)	52	"	Flange	0	0	0	0	0	0
53	09-10-2025	102-FV-2701 (C/V Flange/Bonnet)	53	"	Flange	0	0	0	0	0	0
54	09-10-2025	102-FV-2701 U/S line (I/V Gland)	54	3 Inch	Valve	0	0	0	0	0	0
55	09-10-2025	102-FV-2701 U/S line (I/V U/S Flange)	55	"	Flange	0	0	0	0	0	0
56	09-10-2025	102-FV-2701 U/S line (I/V D/S Flange)	56	"	Flange	0	0	0	0	0	0
57	09-10-2025	102-FV-2701 U/S line (I/V Flange/Bonnet)	57	"	Flange	0	0	0	0	0	0
58	09-10-2025	102-FV-2701 D/S line (I/V Gland)	58	4 Inch	Valve	0	0	0	0	0	0
59	09-10-2025	102-FV-2701 D/S line (I/V U/S Flange)	59	"	Flange	0	0	0	0	0	0
60	09-10-2025	102-FV-2701 D/S line (I/V D/S Flange)	60	"	Flange	0	0	0	0	0	0
61	09-10-2025	102-FV-2701 D/S line (I/V Flange/Bonnet)	61	"	Flange	0	0	0	0	0	0
62	09-10-2025	102-FV-2701 Bypass line (I/V Gland)	62	1.5 Inch	Valve	0	0	0	0	0	0
63	09-10-2025	102-FV-2701 Bypass line (I/V U/S Flange)	63	"	Flange	0	0	0	0	0	0
64	09-10-2025	102-FV-2701 Bypass line (I/V D/S Flange)	64	"	Flange	0	0	0	0	0	0
65	09-10-2025	102-FV-2701 Bypass line (I/V Flange/Bonnet)	65	"	Flange	0	0	0	0	0	0
66	09-10-2025	102-FV-2701 Drain line (I/V Gland)	66	0.5 Inch	Valve	0	0	0	0	0	0
67	09-10-2025	102-FV-2701 Drain line (I/V Flange/Bonnet)	67	"	Flange	0	0	0	0	0	0
68	09-10-2025	102-FV-2701 Drain line (End Flange)	68	"	Flange	0	0	0	0	0	0
69	09-10-2025	102-FV-02702 (C/V Gland)	69	4 Inch	Valve	0	0	0	0	0	0
70	09-10-2025	102-FV-02702 (C/V U/S Flange)	70	"	Flange	0	0	0	0	0	0
71	09-10-2025	102-FV-02702 (C/V D/S Flange)	71	"	Flange	0	0	0	0	0	0
72	09-10-2025	102-FV-02702 (C/V Flange/Bonnet)	72	"	Flange	0	0	0	0	0	0
73	09-10-2025	102-FV-02702 U/S line (I/V Gland)	73	3 Inch	Valve	0	0	0	0	0	0
74	09-10-2025	102-FV-02702 U/S line (I/V U/S Flange)	74	"	Flange	0	0	0	0	0	0
75	09-10-2025	102-FV-02702 U/S line (I/V D/S Flange)	75	"	Flange	0	0	0	0	0	0
76	09-10-2025	102-FV-02702 U/S line (I/V Flange/Bonnet)	76	"	Flange	0	0	0	0	0	0
77	09-10-2025	102-FV-02702 D/S line (I/V Gland)	77	"	Valve	0	0	0	0	0	0
78	09-10-2025	102-FV-02702 D/S line (I/V U/S Flange)	78	"	Flange	0	0	0	0	0	0
79	09-10-2025	102-FV-02702 D/S line (I/V D/S Flange)	79	"	Flange	0	0	0	0	0	0

Sr.No.	Date	Location	Tag No.	Line Size	Componenet Type	Screening Value (PPM) before Repair	Emission Kg/Hr	Emission Kg/day	Screening Value (PPM) afterRepair	Emission Kg/Hr	Emission Kg/day
80	09-10-2025	102-FV-02702 D/S line (I/V Flange/Bonnet)	80	"	Flange	0	0	0	0	0	0
81	09-10-2025	102-FV-02702 Bypass line (I/V Gland)	81	"	Valve	0	0	0	0	0	0
82	09-10-2025	102-FV-02702 Bypass line (I/V U/S Flange)	82	"	Flange	0	0	0	0	0	0
83	09-10-2025	102-FV-02702 Bypass line (I/V D/S Flange)	83	"	Flange	0	0	0	0	0	0
84	09-10-2025	102-FV-02702 Bypass line (I/V Flange/Bonnet)	84	"	Flange	0	0	0	0	0	0
85	09-10-2025	102-FV-02702 U/S drain line (I/V Gland)	85	0.5 Inch	Valve	0	0	0	0	0	0
86	09-10-2025	102-FV-02702 U/S drain line (I/V Flange/Bonnet)	86	"	Flange	0	0	0	0	0	0
87	09-10-2025	102-FV-02702 U/S drain line (End Flange)	87	"	Flange	0	0	0	0	0	0
88	09-10-2025	102-FV-02702 D/S drain line (I/V Gland)	88	0.5 Inch	Valve	0	0	0	0	0	0
89	09-10-2025	102-FV-02702 D/S drain line (I/V Flange/Bonnet)	89	"	Flange	0	0	0	0	0	0
90	09-10-2025	102-FV-02702 D/S drain line (End Flange)	90	"	Flange	0	0	0	0	0	0
91	09-10-2025	102-FV-0801 (C/V Gland)	91	Insulation	Valve	0	0	0	0	0	0
92	09-10-2025	102-FV-0801 U/S line (I/V Gland)	92	"	Valve	0	0	0	0	0	0
93	09-10-2025	102-FV-0801 D/S line (I/V Gland)	93	"	Valve	0	0	0	0	0	0
94	09-10-2025	102-FV-0801 Bypass line upper (I/V Gland)	94	"	Valve	0	0	0	0	0	0
95	09-10-2025	102-FV-0801 Bypass line lower (I/V Gland)	95	"	Valve	0	0	0	0	0	0
96	09-10-2025	102-FV-0801 Drain line (I/V Gland)	96	0.5 Inch	Valve	0	0	0	0	0	0
97	09-10-2025	102-FV-0801 Drain line (I/V Flange/Bonnet)	97	"	Flange	0	0	0	0	0	0
98	09-10-2025	102-FV-0801 Drain line (End Flange)	98	"	Flange	0	0	0	0	0	0
99	09-10-2025	102-FV-0802 (C/V Gland)	99	Insulation	Valve	0	0	0	0	0	0
100	09-10-2025	102-FV-0802 U/S line (I/V Gland)	100	"	Valve	0	0	0	0	0	0
101	09-10-2025	102-FV-0802 D/S line (I/V Gland)	101	"	Valve	0	0	0	0	0	0
102	09-10-2025	102-FV-0802 Bypass line (I/V Gland)	102	"	Valve	0	0	0	0	0	0
103	09-10-2025	102-FV-0802 U/S line Drain (I/V Gland)	103	0.5 Inch	Valve	0	0	0	0	0	0
104	09-10-2025	102-FV-0802 U/S line Drain (I/V Flange/Bonnet)	104	"	Flange	0	0	0	0	0	0
105	09-10-2025	102-FV-0802 U/S line Drain (End Flange)	105	"	Flange	0	0	0	0	0	0
106	09-10-2025	102-FV-0802 D/S line Drain (I/V Gland)	106	0.5 Inch	Valve	0	0	0	0	0	0
107	09-10-2025	102-FV-0802 D/S line Drain (I/V Flange/Bonnet)	107	"	Flange	0	0	0	0	0	0
108	09-10-2025	102-FV-0802 D/S line Drain (End Flange)	108	"	Flange	0	0	0	0	0	0
109	09-10-2025	102-FV-2301 (C/V Gland)	109	Insulation	Valve	0	0	0	0	0	0
110	09-10-2025	102-FV-2301 U/S line (I/V Gland)	110	"	Valve	0	0	0	0	0	0
111	09-10-2025	102-FV-2301 D/S line (I/V Gland)	111	"	Valve	0	0	0	0	0	0
112	09-10-2025	102-FV-2301 Bypass line (I/V Gland)	112	"	Valve	0	0	0	0	0	0
113	09-10-2025	102-FV-0802 Drain line (I/V Gland)	113	0.5 Inch	Valve	0	0	0	0	0	0
114	09-10-2025	102-FV-0802 U/S Drain line (I/V Flange/Bonnet)	114	"	Flange	0	0	0	0	0	0
115	09-10-2025	102-FV-0802 Drain line (End Flange)	115	"	Flange	0	0	0	0	0	0
116	09-10-2025	102-FV-1301 (C/V Gland)	116	Insulation	Valve	0	0	0	0	0	0
117	09-10-2025	102-FV-1301 U/S line (I/V Gland)	117	"	Valve	0	0	0	0	0	0
118	09-10-2025	102-FV-1301 D/S line (I/V Gland)	118	"	Valve	0	0	0	0	0	0
119	09-10-2025	102-FV-1301 Bypass line (I/V Gland)	119	"	Valve	0	0	0	0	0	0

Sr.No.	Date	Location	Tag No.	Line Size	Componenet Type	Screening Value (PPM) before Repair	Emission Kg/Hr	Emission Kg/day	Screening Value (PPM) afterRepair	Emission Kg/Hr	Emission Kg/day
120	09-10-2025	102-FV-1301 Drain line (I/V Gland)	120	0.5 Inch	Valve	0	0	0	0	0	0
121	09-10-2025	102-FV-1301 U/S Drain line (I/V Flange/Bonnet)	121	"	Flange	0	0	0	0	0	0
122	09-10-2025	102-FV-1301 Drain line (End Flange)	122	"	Flange	0	0	0	0	0	0
123	09-10-2025	102-F-001 FG Burner no.01 (Audco valve Gland)	123	Insulation	Valve	0	0	0	0	0	0
124	09-10-2025	102-F-001 FG Burner no.01 line (I/V Gland)	124	"	Valve	0	0	0	0	0	0
125	09-10-2025	102-F-001 FG Burner no.01 line (Inlet flange)	125	"	Flange	0	0	0	0	0	0
126	09-10-2025	102-F-001 Pilot Burner no.01 line (Inlet flange)	126	"	Flange	0	0	0	0	0	0
127	09-10-2025	102-F-001 Pilot Burner no.01 line (I/V Gland)	127	"	Valve	0	0	0	0	0	0
128	09-10-2025	102-F-001 FG Burner no.02 (Audco valve Gland)	128	"	Valve	0	0	0	0	0	0
129	09-10-2025	102-F-001 FG Burner no.02 line (I/V Gland)	129	"	Valve	0	0	0	0	0	0
130	09-10-2025	102-F-001 FG Burner no.02 line (Inlet flange)	130	"	Flange	0	0	0	0	0	0
131	09-10-2025	102-F-001 Pilot Burner no.02 line (Inlet flange)	131	"	Flange	0	0	0	0	0	0
132	09-10-2025	102-F-001 Pilot Burner no.02 line (I/V Gland)	132	"	Valve	0	0	0	0	0	0
133	09-10-2025	102-F-001 FG Burner no.03 (Audco valve Gland)	133	"	Valve	0	0	0	0	0	0
134	09-10-2025	102-F-001 FG Burner no.03 line (I/V Gland)	134	"	Valve	0	0	0	0	0	0
135	09-10-2025	102-F-001 FG Burner no.03 line (Inlet flange)	135	"	Flange	0	0	0	0	0	0
136	09-10-2025	102-F-001 Pilot Burner no.03 line (Inlet flange)	136	"	Flange	0	0	0	0	0	0
137	09-10-2025	102-F-001Pilot Burner no.03 line (I/V Gland)	137	"	Valve	0	0	0	0	0	0
138	09-10-2025	102-F-002 FG Burner no.01 (Audco valve Gland)	138	Insulation	Valve	0	0	0	0	0	0
139	09-10-2025	102-F-002 FG Burner no.01 (I/V Gland)	139	"	Valve	0	0	0	0	0	0
140	09-10-2025	102-F-002 FG Burner no.01 line (Inlet flange)	140	"	Flange	0	0	0	0	0	0
141	09-10-2025	102-F-002 Pilot Burner no.01 line (Inlet flange)	141	"	Flange	0	0	0	0	0	0
142	09-10-2025	102-F-002 Pilot Burner no.01 (I/V Gland)	142	"	Valve	0	0	0	0	0	0
143	09-10-2025	102-F-002 FG Burner no.02 (Audco valve Gland)	143	"	Valve	0	0	0	0	0	0
144	09-10-2025	102-F-002 FG Burner no.02 (I/V Gland)	144	"	Valve	0	0	0	0	0	0
145	09-10-2025	102-F-002 FG Burner no.02 line (Inlet flange)	145	"	Flange	0	0	0	0	0	0
146	09-10-2025	102-F-002 Pilot Burner no.02 line (Inlet flange)	146	"	Flange	0	0	0	0	0	0
147	09-10-2025	102-F-002 Pilot Burner no.02 (I/V Gland)	147	"	Valve	0	0	0	0	0	0
148	09-10-2025	102-F-002 FG Burner no.03 (Audco valve Gland)	148	"	Valve	0	0	0	0	0	0
149	09-10-2025	102-F-002 FG Burner no.03 (I/V Gland)	149	"	Valve	0	0	0	0	0	0
150	09-10-2025	102-F-002 FG Burner no.03 line (Inlet flange)	150	"	Flange	0	0	0	0	0	0
151	09-10-2025	102-F-002 Pilot Burner no.03 line (Inlet flange)	151	"	Flange	0	0	0	0	0	0
152	09-10-2025	102-F-002 Pilot Burner no.03 (I/V Gland)	152	"	Valve	0	0	0	0	0	0
153	09-10-2025	102-PM-03A Suction line (I/V Gland)	153	4 Inch	Valve	71.7	0.000135	0.003239473	71.7	0.000135	0.003239473
154	09-10-2025	102-PM-03A Suction line (I/V U/S Flange)	154	"	Flange	0	0	0	0	0	0
155	09-10-2025	102-PM-03A Suction line (I/V D/S Flange)	155	"	Flange	0	0	0	0	0	0
156	09-10-2025	102-PM-03A Suction line (I/V Flange/Bonnet)	156	"	Flange	0	0	0	0	0	0
157	09-10-2025	102-PM-03A Discharge line (I/V Gland)	157	Insulation	Valve	0	0	0	0	0	0
158	09-10-2025	102-PM-03B Suctione line (I/V Gland)	158	Insulation	Valve	0	0	0	0	0	0
159	09-10-2025	102-PM-03B Discharge line (I/V Gland)	159	3 Inch	Valve	55.0	0.000114	0.002732397	55.0	0.000114	0.002732397

Sr.No.	Date	Location	Tag No.	Line Size	Componenet Type	Screening Value (PPM) before Repair	Emission Kg/Hr	Emission Kg/day	Screening Value (PPM) afterRepair	Emission Kg/Hr	Emission Kg/day
160	09-10-2025	102-PM-03B Discharge line (I/V U/S Flange)	160	"	Flange	0	0	0	0	0	0
161	09-10-2025	102-PM-03B Discharge line (I/V D/S Flange)	161	"	Flange	0	0	0	0	0	0
162	09-10-2025	102-PM-03B Discharge line (I/V Flange/Bonnet)	162	"	Flange	0	0	0	0	0	0
163	09-10-2025	102-PM-03B Discharg drain line (I/V Gland)	163	0.5 Inch	Valve	0	0	0	0	0	0
164	09-10-2025	102-PM-02B Suction line (I/V Gland)	164	6 Inch	Valve	0	0	0	0	0	0
165	09-10-2025	102-PM-02B Suction line (I/V U/S Flange)	165	"	Flange	0	0	0	0	0	0
166	09-10-2025	102-PM-02B Suction line (I/V D/S Flange)	166	"	Flange	0	0	0	0	0	0
167	09-10-2025	102-PM-02B Suction line (I/V Flange/Bonnet)	167	"	Flange	0	0	0	0	0	0
168	09-10-2025	102-PM-02B Discharge line (I/V Gland)	168	4 Inch	Valve	7.0	0.000030	0.000727418	7.0	0.000030	0.000727418
169	09-10-2025	102-PM-02B Discharge line (I/V U/S Flange)	169	"	Flange	26.9	0.000462917	0.011110008	26.9	0.000462917	0.011110008
170	09-10-2025	102-PM-02B Discharge line (I/V D/S Flange)	170	"	Flange	0	0	0	0	0	0
171	09-10-2025	102-PM-02B Discharge line (I/V Flange/Bonnet)	171	"	Flange	0	0	0	0	0	0
172	09-10-2025	102-PM-02B Discharge line (NRV Top Flange)	172	"	Flange	0	0	0	0	0	0
173	09-10-2025	102-PM-02B Discharge line (NRV U/S Flange)	173	"	Flange	0	0	0	0	0	0
174	09-10-2025	102-PM-02B Discharge line (NRV D/S Flange)	174	"	Flange	0	0	0	0	0	0
175	09-10-2025	102-PM-02B Discharge line drain (I/V Gland)	175	0.5 Inch	Valve	0	0	0	0	0	0
176	09-10-2025	102-PM-02B Discharge line drain (I/V Flange/Bonnet)	176	"	Flange	0	0	0	0	0	0
177	09-10-2025	102-PM-02B Discharge line drain (End Flange)	177	"	Flange	0	0	0	0	0	0
178	09-10-2025	102-PM-02B Suction line drain (I/V Gland)	178	"	Valve	0	0	0	0	0	0
179	09-10-2025	102-PM-02B Suction line drain (I/V Flange/Bonnet)	179	"	Flange	0	0	0	0	0	0
180	09-10-2025	102-PM-02B Suction line drain (End Flange)	180	"	Flange	0	0	0	0	0	0
181	09-10-2025	102-PM-02A Suction line (I/V Gland)	181	6 Inch	Valve	0	0	0	0	0	0
182	09-10-2025	102-PM-02A Suction line (I/V U/S Flange)	182	"	Flange	0	0	0	0	0	0
183	09-10-2025	102-PM-02A Suction line (I/V D/S Flange)	183	"	Flange	0	0	0	0	0	0
184	09-10-2025	102-PM-02A Suction line (I/V Flange/Bonnet)	184	"	Flange	0	0	0	0	0	0
185	09-10-2025	102-PM-02A Discharge line (I/V Gland)	185	4 Inch	Valve	29.2	0.000076	0.001819729	29.2	0.000076	0.001819729
186	09-10-2025	102-PM-02A Discharge line (I/V U/S Flange)	186	"	Flange	0	0	0	0	0	0
187	09-10-2025	102-PM-02A Discharge line (I/V D/S Flange)	187	"	Flange	0	0	0	0	0	0
188	09-10-2025	102-PM-02A Discharge line (I/V Flange/Bonnet)	188	"	Flange	0	0	0	0	0	0
189	09-10-2025	102-PM-02A Discharge line (NRV Top Flange)	189	"	Flange	0	0	0	0	0	0
190	09-10-2025	102-PM-02A Discharge line (NRV U/S Flange)	190	"	Flange	0	0	0	0	0	0
191	09-10-2025	102-PM-02A Discharge line (NRV D/S Flange)	191	"	Flange	0	0	0	0	0	0
192	09-10-2025	102-PM-02A Discharge line drain (I/V Gland)	192	0.5 Inch	Valve	0	0	0	0	0	0
193	09-10-2025	102-PM-02A Discharge line drain (I/V Flange/Bonnet)	193	"	Flange	0	0	0	0	0	0
194	09-10-2025	102-PM-02A Discharge line drain (End Flange)	194	"	Flange	0	0	0	0	0	0
195	09-10-2025	102-PM-02A Suction line drain (I/V Gland)	195	"	Valve	0	0	0	0	0	0
196	09-10-2025	102-PM-02A Suction line drain (I/V Flange/Bonnet)	196	"	Flange	0	0	0	0	0	0
197	09-10-2025	102-PM-02A Suction line drain (End Flange)	197	"	Flange	0	0	0	0	0	0
198	09-10-2025	102-PM-010A Suction line (I/V Gland)	198	3 Inch	Valve	0	0	0	0	0	0
199	09-10-2025	102-PM-010A Suction line (I/V U/S Flange)	199	"	Flange	0	0	0	0	0	0

Sr.No.	Date	Location	Tag No.	Line Size	Componenet Type	Screening Value (PPM) before Repair	Emission Kg/Hr	Emission Kg/day	Screening Value (PPM) afterRepair	Emission Kg/Hr	Emission Kg/day
200	09-10-2025	102-PM-010A Suction line (I/V D/S Flange)	200	"	Flange	0	0	0	0	0	0
201	09-10-2025	102-PM-010A Suction line (I/V Flange/Bonnet)	201	"	Flange	0	0	0	0	0	0
202	09-10-2025	102-PM-010A Discharge line (I/V Gland)	202	2Inch	Valve	0	0	0	0	0	0
203	09-10-2025	102-PM-010A Discharge line (I/V U/S Flange)	203	"	Flange	0	0	0	0	0	0
204	09-10-2025	102-PM-010A Discharge line (I/V D/S Flange)	204	"	Flange	0	0	0	0	0	0
205	09-10-2025	102-PM-010A Discharge line (I/V Flange/Bonnet)	205	"	Flange	0	0	0	0	0	0
206	09-10-2025	102-PM-010A Discharge line (NRV Top Flange)	206	"	Flange	0	0	0	0	0	0
207	09-10-2025	102-PM-010A Discharge line (NRV U/S Flange)	207	"	Flange	0	0	0	0	0	0
208	09-10-2025	102-PM-010A Discharge line (NRV D/S Flange)	208	"	Flange	0	0	0	0	0	0
209	09-10-2025	102-PM-010B Suction line (I/V Gland)	209	3 Inch	Valve	0	0	0	0	0	0
210	09-10-2025	102-PM-010B Suction line (I/V U/S Flange)	210	"	Flange	0	0	0	0	0	0
211	09-10-2025	102-PM-010B Suction line (I/V D/S Flange)	211	"	Flange	0	0	0	0	0	0
212	09-10-2025	102-PM-010B Suction line (I/V Flange/Bonnet)	212	"	Flange	0	0	0	0	0	0
213	09-10-2025	102-PM-010B Discharge line (I/V Gland)	213	2Inch	Valve	5.3	0.000025	0.000608438	5.3	0.000025	0.000608438
214	09-10-2025	102-PM-010B Discharge line (I/V U/S Flange)	214	"	Flange	0	0	0	0	0	0
215	09-10-2025	102-PM-010B Discharge line (I/V D/S Flange)	215	"	Flange	0	0	0	0	0	0
216	09-10-2025	102-PM-010B Discharge line (I/V Flange/Bonnet)	216	"	Flange	0	0	0	0	0	0
217	09-10-2025	102-PM-010B Discharge line (NRV Top Flange)	217	"	Flange	0	0	0	0	0	0
218	09-10-2025	102-PM-010B Discharge line (NRV U/S Flange)	218	"	Flange	0	0	0	0	0	0
219	09-10-2025	102-PM-010B Discharge line (NRV D/S Flange)	219	"	Flange	0	0	0	0	0	0
220	09-10-2025	102-PM-05A Suction line (I/V Gland)	220	Insulation	Valve	0	0	0	0	0	0
221	09-10-2025	102-PM-05A Discharge line (I/V Gland)	221	"	Valve	0	0	0	0	0	0
222	09-10-2025	102-PM-05B Suction line (I/V Gland)	222	Insulation	Valve	0	0	0	0	0	0
223	09-10-2025	102-PM-05B Discharge line (I/V Gland)	223	"	Valve	0	0	0	0	0	0
224	09-10-2025	102-PM-011A Suction line (I/V Gland)	224	Insulation	Valve	0	0	0	0	0	0
225	09-10-2025	102-PM-011A Discharge line (I/V Gland)	225	"	Valve	0	0	0	0	0	0
226	09-10-2025	102-PM-011B Suction line (I/V Gland)	226	Insulation	Valve	0	0	0	0	0	0
227	09-10-2025	102-PM-011B Discharge line (I/V Gland)	227	"	Valve	0	0	0	0	0	0
228	09-10-2025	102-PM-06A Suction line (I/V Gland)	228	Insulation	Valve	0	0	0	0	0	0
229	09-10-2025	102-PM-06A Discharge line (I/V Gland)	229	"	Valve	0	0	0	0	0	0
230	09-10-2025	102-PM-06B Suction line (I/V Gland)	230	Insulation	Valve	0	0	0	0	0	0
231	09-10-2025	102-PM-06B Discharge line (I/V Gland)	231	"	Valve	0	0	0	0	0	0
232	09-10-2025	102-PM-09A Suction line (I/V Gland)	232	Insulation	Valve	0	0	0	0	0	0
233	09-10-2025	102-PM-09A Discharge line (I/V Gland)	233	"	Valve	0	0	0	0	0	0
234	09-10-2025	102-PM-09B Suction line (I/V Gland)	234	Insulation	Valve	0	0	0	0	0	0
235	09-10-2025	102-PM-09B Discharge line (I/V Gland)	235	"	Valve	0	0	0	0	0	0
236	09-10-2025	102-FV-2501 (C/V Gland)	236	2 Inch	Valve	0	0	0	0	0	0
237	09-10-2025	102-FV-2501 (C/V U/S Flange)	237	"	Flange	0	0	0	0	0	0
238	09-10-2025	102-FV-2501 (C/V D/S Flange)	238	"	Flange	270	0.000235853	0.005660472	270	0.000235853	0.005660472
239	09-10-2025	102-FV-2501 (C/V Flange/Bonnet)	239	"	Flange	241	0.000217672	0.005224128	241	0.000217672	0.005224128

Sr.No.	Date	Location	Tag No.	Line Size	Componenet Type	Screening Value (PPM) before Repair	Emission Kg/Hr	Emission Kg/day	Screening Value (PPM) afterRepair	Emission Kg/Hr	Emission Kg/day
240	09-10-2025	102-FV-2501 U/S line (I/V Gland)	240	"	Valve	205	0.000265	0.006358827	205	0.000265	0.006358827
241	09-10-2025	102-FV-2501 U/S line (I/V U/S Flange)	241	"	Flange	0	0	0	0	0	0
242	09-10-2025	102-FV-2501 U/S line (I/V D/S Flange)	242	"	Flange	0	0	0	0	0	0
243	09-10-2025	102-FV-2501 U/S line (I/V Flange/Bonnet)	243	"	Flange	0	0	0	0	0	0
244	09-10-2025	102-FV-2501 D/S line (I/V Gland)	244	"	Valve	0	0	0	0	0	0
245	09-10-2025	102-FV-2501 D/S line (I/V U/S Flange)	245	"	Flange	0	0	0	0	0	0
246	09-10-2025	102-FV-2501 D/S line (I/V D/S Flange)	246	"	Flange	0	0	0	0	0	0
247	09-10-2025	102-FV-2501 D/S line (I/V Flange/Bonnet)	247	"	Flange	0	0	0	0	0	0
248	09-10-2025	102-FV-2501 Bypass line (I/V Gland)	248	1 Inch	Valve	0	0	0	0	0	0
249	09-10-2025	102-FV-2501 Bypass line (I/V U/S Flange)	249	"	Flange	0	0	0	0	0	0
250	09-10-2025	102-FV-2501 Bypass line (I/V D/S Flange)	250	"	Flange	0	0	0	0	0	0
251	09-10-2025	102-FV-2501 Bypass line (I/V Flange/Bonnet)	251	"	Flange	0	0	0	0	0	0
252	09-10-2025	102-FV-2501 Drain line (I/V Gland)	252	0.5 Inch	Valve	0	0	0	0	0	0
253	09-10-2025	102-FV-2501 Drain line (I/V Flange/Bonnet)	253	"	Flange	0	0	0	0	0	0
254	09-10-2025	102-FV-2501 Drain line (End Flange)	254	"	Flange	0	0	0	0	0	0
255	09-10-2025	102-FV-1001 (C/V Gland)	255	Insulation	Valve	0	0	0	0	0	0
256	09-10-2025	102-FV-1001 U/S line (I/V Gland)	256	"	Valve	0	0	0	0	0	0
257	09-10-2025	102-FV-1001 D/S line (I/V Gland)	257	"	Valve	0	0	0	0	0	0
258	09-10-2025	102-FV-1001 Drain line (I/V Gland)	258	0.5 Inch	Valve	0	0	0	0	0	0
259	09-10-2025	102-FV-1001 Drain line (I/V Flange/Bonnet)	259	"	Flange	0	0	0	0	0	0
260	09-10-2025	102-FV-1001 Drain line (End Flange)	260	"	Flange	0	0	0	0	0	0
261	09-10-2025	102-PSV-902A (PSV Top Flange)	261	2 Inch	Flange	0	0	0	0	0	0
262	09-10-2025	102-PSV-902A (PSV U/S Flange)	262	"	Flange	0	0	0	0	0	0
263	09-10-2025	102-PSV-902A (PSV D/S Flange)	263	"	Flange	0	0	0	0	0	0
264	09-10-2025	102-PSV-902A D/S line (I/V Gland)	264	4 Inch	Valve	0	0	0	0	0	0
265	09-10-2025	102-PSV-902A D/S line (I/V U/S Flange)	265	"	Flange	0	0	0	0	0	0
266	09-10-2025	102-PSV-902A D/S line (I/V D/S Flange)	266	"	Flange	0	0	0	0	0	0
267	09-10-2025	102-PSV-902A D/S line (I/V Flange/Bonnet)	267	"	Flange	0	0	0	0	0	0
268	09-10-2025	102-PSV-902A D/S drain line (I/V Gland)	268	0.5 Inch	Valve	0	0	0	0	0	0
269	09-10-2025	102-PSV-902A D/S drain line (I/V Flange/Bonnet)	269	"	Flange	0	0	0	0	0	0
270	09-10-2025	102-PSV-902A D/S drain line (End Flange)	270	"	Flange	0	0	0	0	0	0
271	09-10-2025	102-PSV-902A Bypass line(North) (I/V Gland)	271	2 Inch	Valve	0	0	0	0	0	0
272	09-10-2025	102-PSV-902A Bypass line(North) (I/V U/S Flange)	272	"	Flange	0	0	0	0	0	0
273	09-10-2025	102-PSV-902A Bypass line(North) (I/V D/S Flange)	273	"	Flange	0	0	0	0	0	0
274	09-10-2025	102-PSV-902A Bypass line(North) (I/V Flange/Bonnet)	274	"	Flange	0	0	0	0	0	0
275	09-10-2025	102-PSV-902A Bypass line(South) (I/V Gland)	275	"	Valve	0	0	0	0	0	0
276	09-10-2025	102-PSV-902A Bypass drain line (I/V Gland)	276	0.5 Inch	Valve	0	0	0	0	0	0
277	09-10-2025	102-PSV-902A Bypass line (I/V Flange/Bonnet)	277	"	Flange	0	0	0	0	0	0
278	09-10-2025	102-PSV-902A Bypass drain line (End Flange)	278	"	Flange	0	0	0	0	0	0
279	10-10-2025	102-PSV-902B (PSV Top Flange)	279	2 Inch	Flange	0	0	0	0	0	0

Sr.No.	Date	Location	Tag No.	Line Size	Componenet Type	Screening Value (PPM) before Repair	Emission Kg/Hr	Emission Kg/day	Screening Value (PPM) afterRepair	Emission Kg/Hr	Emission Kg/day
280	10-10-2025	102-PSV-902B (PSV U/S Flange)	280	"	Flange	0	0	0	0	0	0
281	10-10-2025	102-PSV-902B (PSV D/S Flange)	281	"	Flange	0	0	0	0	0	0
282	10-10-2025	102-PSV-902B D/S line (I/V Gland)	282	4 Inch	Valve	0	0	0	0	0	0
283	10-10-2025	102-PSV-902B D/S line (I/V U/S Flange)	283	"	Flange	0	0	0	0	0	0
284	10-10-2025	102-PSV-902B D/S line (I/V D/S Flange)	284	"	Flange	0	0	0	0	0	0
285	10-10-2025	102-PSV-902B D/S line (I/V Flange/Bonnet)	285	"	Flange	0	0	0	0	0	0
286	10-10-2025	102-PSV-902B D/S drain line (I/V Gland)	286	0.5 Inch	Valve	0	0	0	0	0	0
287	10-10-2025	102-PSV-902B D/S drain line (I/V Flange/Bonnet)	287	"	Flange	0	0	0	0	0	0
288	10-10-2025	102-PSV-902B D/S drain line (End Flange)	288	"	Flange	0	0	0	0	0	0
289	10-10-2025	102-PSV-902B Bypass line(North) (I/V Gland)	289	2 Inch	Valve	0	0	0	0	0	0
290	10-10-2025	102-PSV-902B Bypass line(North) (I/V U/S Flange)	290	"	Flange	0	0	0	0	0	0
291	10-10-2025	102-PSV-902B Bypass line(North) (I/V D/S Flange)	291	"	Flange	0	0	0	0	0	0
292	10-10-2025	102-PSV-902B Bypass line(North) (I/V Flange/Bonnet)	292	"	Flange	0	0	0	0	0	0
293	10-10-2025	102-PSV-902B Bypass line(South) (I/V Gland)	293	"	Valve	0	0	0	0	0	0
294	10-10-2025	102-PSV-902B Bypass drain line (I/V Gland)	294	0.5 Inch	Valve	0	0	0	0	0	0
295	10-10-2025	102-PSV-902B Bypass line (I/V Flange/Bonnet)	295	"	Flange	0	0	0	0	0	0
296	10-10-2025	102-PSV-902B Bypass drain line (End Flange)	296	"	Flange	0	0	0	0	0	0
297	10-10-2025	102-PSV-402A (PSV Top Flange)	297	2 Inch	Flange	0	0	0	0	0	0
298	10-10-2025	102-PSV-402A (PSV U/S Flange)	298	"	Flange	0	0	0	0	0	0
299	10-10-2025	102-PSV-402A (PSV D/S Flange)	299	"	Flange	0	0	0	0	0	0
300	10-10-2025	102-PSV-402A D/S line (I/V Gland)	300	4 Inch	Valve	0	0	0	0	0	0
301	10-10-2025	102-PSV-402A D/S line (I/V U/S Flange)	301	"	Flange	0	0	0	0	0	0
302	10-10-2025	102-PSV-402A D/S line (I/V D/S Flange)	302	"	Flange	0	0	0	0	0	0
303	10-10-2025	102-PSV-402A D/S line (I/V Flange/Bonnet)	303	"	Flange	0	0	0	0	0	0
304	10-10-2025	102-PSV-402A D/S drain line (I/V Gland)	304	0.5 Inch	Valve	0	0	0	0	0	0
305	10-10-2025	102-PSV-402A D/S drain line (I/V Flange/Bonnet)	305	"	Flange	0	0	0	0	0	0
306	10-10-2025	102-PSV-402A D/S drain line (End Flange)	306	"	Flange	0	0	0	0	0	0
307	10-10-2025	102-PSV-402A Bypass line(North) (I/V Gland)	307	2 Inch	Valve	0	0	0	0	0	0
308	10-10-2025	102-PSV-402A Bypass line(North) (I/V U/S Flange)	308	"	Flange	0	0	0	0	0	0
309	10-10-2025	102-PSV-402A Bypass line(North) (I/V D/S Flange)	309	"	Flange	0	0	0	0	0	0
310	10-10-2025	102-PSV-402A Bypass line(North) (I/V Flange/Bonnet)	310	"	Flange	0	0	0	0	0	0
311	10-10-2025	102-PSV-402A Bypass line(South) (I/V Gland)	311	"	Valve	0	0	0	0	0	0
312	10-10-2025	102-PSV-402A Bypass drain line (I/V Gland)	312	0.5 Inch	Valve	0	0	0	0	0	0
313	10-10-2025	102-PSV-402A Bypass line (I/V Flange/Bonnet)	313	"	Flange	0	0	0	0	0	0
314	10-10-2025	102-PSV-402A Bypass drain line (End Flange)	314	"	Flange	0	0	0	0	0	0
315	10-10-2025	102-PSV-402B (PSV Top Flange)	315	1.5 Inch	Flange	0	0	0	0	0	0
316	10-10-2025	102-PSV-402B (PSV U/S Flange)	316	"	Flange	0	0	0	0	0	0
317	10-10-2025	102-PSV-402B (PSV D/S Flange)	317	"	Flange	0	0	0	0	0	0
318	10-10-2025	102-PSV-402B D/S line (I/V Gland)	318	6 Inch	Valve	0	0	0	0	0	0
319	10-10-2025	102-PSV-402B D/S line (I/V U/S Flange)	319	"	Flange	0	0	0	0	0	0

Sr.No.	Date	Location	Tag No.	Line Size	Componenet Type	Screening Value (PPM) before Repair	Emission Kg/Hr	Emission Kg/day	Screening Value (PPM) afterRepair	Emission Kg/Hr	Emission Kg/day
320	10-10-2025	102-PSV-402B D/S line (I/V D/S Flange)	320	"	Flange	0	0	0	0	0	0
321	10-10-2025	102-PSV-402B D/S line (I/V Flange/Bonnet)	321	"	Flange	0	0	0	0	0	0
322	10-10-2025	102-PSV-402B D/S drain line (I/V Gland)	322	0.5 Inch	Valve	0	0	0	0	0	0
323	10-10-2025	102-PSV-402B D/S drain line (I/V Flange/Bonnet)	323	"	Flange	0	0	0	0	0	0
324	10-10-2025	102-PSV-402B D/S drain line (End Flange)	324	"	Flange	0	0	0	0	0	0
325	10-10-2025	102-PSV-402B Bypass line(North) (I/V Gland)	325	2 Inch	Valve	0	0	0	0	0	0
326	10-10-2025	102-PSV-402B Bypass line(North) (I/V U/S Flange)	326	"	Flange	0	0	0	0	0	0
327	10-10-2025	102-PSV-402B Bypass line(North) (I/V D/S Flange)	327	"	Flange	0	0	0	0	0	0
328	10-10-2025	102-PSV-402B Bypass line(North) (I/V Flange/Bonnet)	328	"	Flange	0	0	0	0	0	0
329	10-10-2025	102-PSV-402B Bypass line(South) (I/V Gland)	329	"	Valve	0	0	0	0	0	0
330	10-10-2025	102-PSV-402B Bypass drain line (I/V Gland)	330	0.5 Inch	Valve	0	0	0	0	0	0
331	10-10-2025	Near 102-PDV-4503 Fuel Gas From V-0021 line (I/V Gland)	331	Insulation	Valve	89	0.000155	0.00372 1683	89	0.000155	0.003721 683
332	10-10-2025	Near FV-1709 P-004/005 Discharge To E-006A line 1st /lower (I/V Gland)	332	"	Valve	0	0	0	0	0	0
333	10-10-2025	Near FV-1709 P-004/005 Discharge To E-006A line 2nd /upper (I/V Gland)	333	"	Valve	13.5	0.000046	0.00110 8933	13.5	0.000046	0.001108 933
334	10-10-2025	Near PSV-1703 To Flare line 1st (I/V Gland)	334	3 Inch	Valve	4.2	0.000022	0.00052 4031	4.2	0.000022	0.000524 031
335	10-10-2025	Near PSV-1703 To Flare line 1st (I/V U/S Flange)	335	"	Flange	0	0	0	0	0	0
336	10-10-2025	Near PSV-1703 To Flare line 1st (I/V D/S Flange)	336	"	Flange	0	0	0	0	0	0
337	10-10-2025	Near PSV-1703 To Flare line 1st (I/V Flange/Bonnet)	337	"	Flange	0	0	0	0	0	0
338	10-10-2025	Near PSV-1703 To Flare line 2nd (I/V Gland)	338	"	Valve	0	0	0	0	0	0
339	10-10-2025	Near PSV-1703 To Flare line 2nd (I/V U/S Flange)	339	"	Flange	0	0	0	0	0	0
340	10-10-2025	Near PSV-1703 To Flare line 2nd (I/V D/S Flange)	340	"	Flange	0	0	0	0	0	0
341	10-10-2025	Near PSV-1703 To Flare line 2nd (I/V Flange/Bonnet)	341	"	Flange	0	0	0	0	0	0
342	10-10-2025	102-PV-1701 (C/V Gland)	342	Insulation	Valve	0	0	0	0	0	0
343	10-10-2025	102-PV-1701 U/S line (I/V Gland)	343	"	Valve	0	0	0	0	0	0
344	10-10-2025	102-PV-1701 D/S line (I/V Gland)	344	"	Valve	9.6	0.000037	0.00089 0941	9.6	0.000037	0.000890 941
345	10-10-2025	102-PSV-0101A (PSV Top Flange)	345	3 Inch	Flange	0	0	0	0	0	0
346	10-10-2025	102-PSV-101A (PSV U/S Flange)	346	"	Flange	0	0	0	0	0	0
347	10-10-2025	102-PSV-101A (PSV D/S Flange)	347	"	Flange	0	0	0	0	0	0
348	10-10-2025	102-PSV-0101A U/S line (I/V Gland)	348	4 Inch	Valve	0	0	0	0	0	0
349	10-10-2025	102-PSV-0101A U/S line (I/V U/S Flange)	349	"	Flange	0	0	0	0	0	0
350	10-10-2025	102-PSV-0101A U/S line (I/V D/S Flange)	350	"	Flange	0	0	0	0	0	0
351	10-10-2025	102-PSV-0101A U/S line (I/V Flange/Bonnet)	351	"	Flange	0	0	0	0	0	0
352	10-10-2025	102-PSV-0101A D/S line (I/V Gland)	352	"	Valve	0	0	0	0	0	0
353	10-10-2025	102-PSV-0101A D/S line (I/V U/S Flange)	353	"	Flange	0	0	0	0	0	0
354	10-10-2025	102-PSV-0101A D/S line (I/V D/S Flange)	354	"	Flange	0	0	0	0	0	0
355	10-10-2025	102-PSV-0101A D/S line (I/V Flange/Bonnet)	355	"	Flange	0	0	0	0	0	0
356	10-10-2025	102-PSV-0101A Bypass line 1st (I/V Gland)	356	2 Inch	Valve	0	0	0	0	0	0
357	10-10-2025	102-PSV-0101A Bypass line 1st (I/V U/S Flange)	357	"	Flange	0	0	0	0	0	0

Sr.No.	Date	Location	Tag No.	Line Size	Componenet Type	Screening Value (PPM) before Repair	Emission Kg/Hr	Emission Kg/day	Screening Value (PPM) afterRepair	Emission Kg/Hr	Emission Kg/day
358	10-10-2025	102-PSV-0101A Bypass line 1st (I/V D/S Flange)	358	"	Flange	0	0	0	0	0	0
359	10-10-2025	102-PSV-0101A Bypass line 1st (I/V Flange/Bonnet)	359	"	Flange	0	0	0	0	0	0
360	10-10-2025	102-PSV-0101A Bypass line 2nd (I/V Gland)	360	"	Valve	0	0	0	0	0	0
361	10-10-2025	102-PSV-0101A Bypass line 2nd (I/V U/S Flange)	361	"	Flange	0	0	0	0	0	0
362	10-10-2025	102-PSV-0101A Bypass line 2nd (I/V D/S Flange)	362	"	Flange	0	0	0	0	0	0
363	10-10-2025	102-PSV-0101A Bypass line 2nd (I/V Flange/Bonnet)	363	"	Flange	0	0	0	0	0	0
364	10-10-2025	102-PSV-0101A Bypass line drain (I/V Gland)	364	0.5 Inch	Valve	0	0	0	0	0	0
365	10-10-2025	102-PSV-0101A Bypass line drain (I/V Flange/Bonnet)	365	"	Flange	0	0	0	0	0	0
366	10-10-2025	102-PSV-0101A Bypass line drain (End Flange)	366	"	Flange	0	0	0	0	0	0
367	10-10-2025	102-PSV-0101B (PSV Top Flange)	367	3 Inch	Flange	0	0	0	0	0	0
368	10-10-2025	102-PSV-101B (PSV U/S Flange)	368	"	Flange	0	0	0	0	0	0
369	10-10-2025	102-PSV-101B (PSV D/S Flange)	369	"	Flange	0	0	0	0	0	0
370	10-10-2025	102-PSV-0101B U/S line (I/V Gland)	370	4 Inch	Valve	0	0	0	0	0	0
371	10-10-2025	102-PSV-0101B U/S line (I/V U/S Flange)	371	"	Flange	0	0	0	0	0	0
372	10-10-2025	102-PSV-0101B U/S line (I/V D/S Flange)	372	"	Flange	0	0	0	0	0	0
373	10-10-2025	102-PSV-0101B U/S line (I/V Flange/Bonnet)	373	"	Flange	0	0	0	0	0	0
374	10-10-2025	102-PSV-0101B D/S line (I/V Gland)	374	"	Valve	0	0	0	0	0	0
375	10-10-2025	102-PSV-0101B D/S line (I/V U/S Flange)	375	"	Flange	0	0	0	0	0	0
376	10-10-2025	102-PSV-0101B D/S line (I/V D/S Flange)	376	"	Flange	0	0	0	0	0	0
377	10-10-2025	102-PSV-0101B D/S line (I/V Flange/Bonnet)	377	"	Flange	0	0	0	0	0	0
378	10-10-2025	102-PSV-0101B Bypass line 1st (I/V Gland)	378	2 Inch	Valve	0	0	0	0	0	0
379	10-10-2025	102-PSV-0101B Bypass line 1st (I/V U/S Flange)	379	"	Flange	0	0	0	0	0	0
380	10-10-2025	102-PSV-0101B Bypass line 1st (I/V D/S Flange)	380	"	Flange	0	0	0	0	0	0
381	10-10-2025	102-PSV-0101B Bypass line 1st (I/V Flange/Bonnet)	381	"	Flange	0	0	0	0	0	0
382	10-10-2025	102-PSV-0101B Bypass line 2nd (I/V Gland)	382	"	Valve	0	0	0	0	0	0
383	10-10-2025	102-PSV-0101B Bypass line 2nd (I/V U/S Flange)	383	"	Flange	0	0	0	0	0	0
384	10-10-2025	102-PSV-0101B Bypass line 2nd (I/V D/S Flange)	384	"	Flange	0	0	0	0	0	0
385	10-10-2025	102-PSV-0101B Bypass line 2nd (I/V Flange/Bonnet)	385	"	Flange	0	0	0	0	0	0
386	10-10-2025	102-PSV-0101B Bypass line drain (I/V Gland)	386	0.5 Inch	Valve	0	0	0	0	0	0
387	10-10-2025	102-PSV-0101B Bypass line drain (I/V Flange/Bonnet)	387	"	Flange	0	0	0	0	0	0
388	10-10-2025	102-PSV-0101B Bypass line drain (End Flange)	388	"	Flange	0	0	0	0	0	0
389	10-10-2025	102-PSV-0901A (PSV Top Flange)	389	3 Inch	Flange	0	0	0	0	0	0
390	10-10-2025	102-PSV-901A (PSV U/S Flange)	390	"	Flange	0	0	0	0	0	0
391	10-10-2025	102-PSV-901A (PSV D/S Flange)	391	"	Flange	0	0	0	0	0	0
392	10-10-2025	102-PSV-0901A U/S line (I/V Gland)	392	4 Inch	Valve	0	0	0	0	0	0
393	10-10-2025	102-PSV-0901A U/S line (I/V U/S Flange)	393	"	Flange	0	0	0	0	0	0
394	10-10-2025	102-PSV-0901A U/S line (I/V D/S Flange)	394	"	Flange	0	0	0	0	0	0
395	10-10-2025	102-PSV-0901A U/S line (I/V Flange/Bonnet)	395	"	Flange	0	0	0	0	0	0
396	10-10-2025	102-PSV-0901A D/S line (I/V Gland)	396	"	Valve	0	0	0	0	0	0
397	10-10-2025	102-PSV-0901A D/S line (I/V U/S Flange)	397	"	Flange	0	0	0	0	0	0

Sr.No.	Date	Location	Tag No.	Line Size	Componenet Type	Screening Value (PPM) before Repair	Emission Kg/Hr	Emission Kg/day	Screening Value (PPM) afterRepair	Emission Kg/Hr	Emission Kg/day
398	10-10-2025	102-PSV-0901A D/S line (I/V D/S Flange)	398	"	Flange	0	0	0	0	0	0
399	10-10-2025	102-PSV-0901A D/S line (I/V Flange/Bonnet)	399	"	Flange	0	0	0	0	0	0
400	10-10-2025	102-PSV-0901A Bypass line 1st (I/V Gland)	400	2 Inch	Valve	0	0	0	0	0	0
401	10-10-2025	102-PSV-0901A Bypass line 1st (I/V U/S Flange)	401	"	Flange	0	0	0	0	0	0
402	10-10-2025	102-PSV-0901A Bypass line 1st (I/V D/S Flange)	402	"	Flange	0	0	0	0	0	0
403	10-10-2025	102-PSV-0901A Bypass line 1st (I/V Flange/Bonnet)	403	"	Flange	0	0	0	0	0	0
404	10-10-2025	102-PSV-0901A Bypass line 2nd (I/V Gland)	404	"	Valve	0	0	0	0	0	0
405	10-10-2025	102-PSV-0901A Bypass line 2nd (I/V U/S Flange)	405	"	Flange	0	0	0	0	0	0
406	10-10-2025	102-PSV-0901A Bypass line 2nd (I/V D/S Flange)	406	"	Flange	0	0	0	0	0	0
407	10-10-2025	102-PSV-0901A Bypass line 2nd (I/V Flange/Bonnet)	407	"	Flange	0	0	0	0	0	0
408	10-10-2025	102-PSV-0901A Bypass line drain (I/V Gland)	408	0.5 Inch	Valve	0	0	0	0	0	0
409	10-10-2025	102-PSV-0901A Bypass line drain (I/V Flange/Bonnet)	409	"	Flange	0	0	0	0	0	0
410	10-10-2025	102-PSV-0901A Bypass line drain (End Flange)	410	"	Flange	0	0	0	0	0	0
411	10-10-2025	102-PSV-0901B (PSV Top Flange)	411	3 Inch	Flange	0	0	0	0	0	0
412	10-10-2025	102-PSV-901B (PSV U/S Flange)	412	"	Flange	0	0	0	0	0	0
413	10-10-2025	102-PSV-901B (PSV D/S Flange)	413	"	Flange	0	0	0	0	0	0
414	10-10-2025	102-PSV-0901B U/S line (I/V Gland)	414	4 Inch	Valve	0	0	0	0	0	0
415	10-10-2025	102-PSV-0901B U/S line (I/V U/S Flange)	415	"	Flange	0	0	0	0	0	0
416	10-10-2025	102-PSV-0901B U/S line (I/V D/S Flange)	416	"	Flange	0	0	0	0	0	0
417	10-10-2025	102-PSV-0901B U/S line (I/V Flange/Bonnet)	417	"	Flange	0	0	0	0	0	0
418	10-10-2025	102-PSV-0901B D/S line (I/V Gland)	418	"	Valve	0	0	0	0	0	0
419	10-10-2025	102-PSV-0901B D/S line (I/V U/S Flange)	419	"	Flange	0	0	0	0	0	0
420	10-10-2025	102-PSV-0901B D/S line (I/V D/S Flange)	420	"	Flange	0	0	0	0	0	0
421	10-10-2025	102-PSV-0901B D/S line (I/V Flange/Bonnet)	421	"	Flange	0	0	0	0	0	0
422	10-10-2025	102-PSV-0901B Bypass line 1st (I/V Gland)	422	2 Inch	Valve	0	0	0	0	0	0
423	10-10-2025	102-PSV-0901B Bypass line 1st (I/V U/S Flange)	423	"	Flange	0	0	0	0	0	0
424	10-10-2025	102-PSV-0901B Bypass line 1st (I/V D/S Flange)	424	"	Flange	0	0	0	0	0	0
425	10-10-2025	102-PSV-0901B Bypass line 1st (I/V Flange/Bonnet)	425	"	Flange	0	0	0	0	0	0
426	10-10-2025	102-PSV-0901B Bypass line 2nd (I/V Gland)	426	"	Valve	0	0	0	0	0	0
427	10-10-2025	102-PSV-0901B Bypass line 2nd (I/V U/S Flange)	427	"	Flange	0	0	0	0	0	0
428	10-10-2025	102-PSV-0901B Bypass line 2nd (I/V D/S Flange)	428	"	Flange	0	0	0	0	0	0
429	10-10-2025	102-PSV-0901B Bypass line 2nd (I/V Flange/Bonnet)	429	"	Flange	0	0	0	0	0	0
430	10-10-2025	102-PSV-0901B Bypass line drain (I/V Gland)	430	0.5 Inch	Valve	0	0	0	0	0	0
431	10-10-2025	102-PSV-0901B Bypass line drain (I/V Flange/Bonnet)	431	"	Flange	0	0	0	0	0	0
432	10-10-2025	102-PSV-0901B Bypass line drain (End Flange)	432	"	Flange	0	0	0	0	0	0
433	10-10-2025	102-PSV-0403 (PSV Top Flange)	433	3 Inch	Flange	0	0	0	0	0	0
434	10-10-2025	102-PSV-0403 (PSV U/S Flange)	434	"	Flange	0	0	0	0	0	0
435	10-10-2025	102-PSV-0403 (PSV D/S Flange)	435	"	Flange	0	0	0	0	0	0
436	10-10-2025	102-PSV-0403 U/S line (I/V Gland)	436	4 Inch	Valve	0	0	0	0	0	0
437	10-10-2025	102-PSV-0403 U/S line (I/V U/S Flange)	437	"	Flange	0	0	0	0	0	0

Sr.No.	Date	Location	Tag No.	Line Size	Componenet Type	Screening Value (PPM) before Repair	Emission Kg/Hr	Emission Kg/day	Screening Value (PPM) afterRepair	Emission Kg/Hr	Emission Kg/day
438	10-10-2025	102-PSV-0403 U/S line (I/V D/S Flange)	438	"	Flange	0	0	0	0	0	0
439	10-10-2025	102-PSV-0403 U/S line (I/V Flange/Bonnet)	439	"	Flange	0	0	0	0	0	0
440	10-10-2025	102-PSV-0403 D/S line (I/V Gland)	440	"	Valve	0	0	0	0	0	0
441	10-10-2025	102-PSV-0403 D/S line (I/V U/S Flange)	441	"	Flange	0	0	0	0	0	0
442	10-10-2025	102-PSV-0403 D/S line (I/V D/S Flange)	442	"	Flange	0	0	0	0	0	0
443	10-10-2025	102-PSV-0403 D/S line (I/V Flange/Bonnet)	443	"	Flange	0	0	0	0	0	0
444	10-10-2025	102-PSV-0403 Bypass line 1st (I/V Gland)	444	2 Inch	Valve	0	0	0	0	0	0
445	10-10-2025	102-PSV-0403 Bypass line 1st (I/V U/S Flange)	445	"	Flange	0	0	0	0	0	0
446	10-10-2025	102-PSV-0403 Bypass line 1st (I/V D/S Flange)	446	"	Flange	0	0	0	0	0	0
447	10-10-2025	102-PSV-0403 Bypass line 1st (I/V Flange/Bonnet)	447	"	Flange	0	0	0	0	0	0
448	10-10-2025	102-PSV-0403 Bypass line 2nd (I/V Gland)	448	"	Valve	0	0	0	0	0	0
449	10-10-2025	102-PSV-0403 Bypass line 2nd (I/V U/S Flange)	449	"	Flange	0	0	0	0	0	0
450	10-10-2025	102-PSV-0403 Bypass line 2nd (I/V D/S Flange)	450	"	Flange	0	0	0	0	0	0
451	10-10-2025	102-PSV-0403 Bypass line 2nd (I/V Flange/Bonnet)	451	"	Flange	0	0	0	0	0	0
452	10-10-2025	102-PSV-0403 Bypass line drain (I/V Gland)	452	0.5 Inch	Valve	0	0	0	0	0	0
453	10-10-2025	102-PSV-0403 Bypass line drain (I/V Flange/Bonnet)	453	"	Flange	0	0	0	0	0	0
454	10-10-2025	102-PSV-0403 Bypass line drain (End Flange)	454	"	Flange	0	0	0	0	0	0
455	10-10-2025	102-PSV-1801A (PSV Top Flange)	455	3 Inch	Flange	0	0	0	0	0	0
456	10-10-2025	102-PSV-1801A (PSV U/S Flange)	456	"	Flange	0	0	0	0	0	0
457	10-10-2025	102-PSV-1801A (PSV D/S Flange)	457	"	Flange	0	0	0	0	0	0
458	10-10-2025	102-PSV-1801A U/S line (I/V Gland)	458	4 Inch	Valve	0	0	0	0	0	0
459	10-10-2025	102-PSV-1801A U/S line (I/V U/S Flange)	459	"	Flange	0	0	0	0	0	0
460	10-10-2025	102-PSV-1801A U/S line (I/V D/S Flange)	460	"	Flange	0	0	0	0	0	0
461	10-10-2025	102-PSV-1801A U/S line (I/V Flange/Bonnet)	461	"	Flange	0	0	0	0	0	0
462	10-10-2025	102-PSV-1801A D/S line (I/V Gland)	462	"	Valve	0	0	0	0	0	0
463	10-10-2025	102-PSV-1801A D/S line (I/V U/S Flange)	463	"	Flange	0	0	0	0	0	0
464	10-10-2025	102-PSV-1801A D/S line (I/V D/S Flange)	464	"	Flange	0	0	0	0	0	0
465	10-10-2025	102-PSV-1801A D/S line (I/V Flange/Bonnet)	465	"	Flange	0	0	0	0	0	0
466	10-10-2025	102-PSV-1801A Bypass line 1st (I/V Gland)	466	2 Inch	Valve	0	0	0	0	0	0
467	10-10-2025	102-PSV-1801A Bypass line 1st (I/V U/S Flange)	467	"	Flange	0	0	0	0	0	0
468	10-10-2025	102-PSV-1801A Bypass line 1st (I/V D/S Flange)	468	"	Flange	0	0	0	0	0	0
469	10-10-2025	102-PSV-1801A Bypass line 1st (I/V Flange/Bonnet)	469	"	Flange	0	0	0	0	0	0
470	10-10-2025	102-PSV-1801A Bypass line 2nd (I/V Gland)	470	"	Valve	0	0	0	0	0	0
471	10-10-2025	102-PSV-1801A Bypass line 2nd (I/V U/S Flange)	471	"	Flange	0	0	0	0	0	0
472	10-10-2025	102-PSV-1801A Bypass line 2nd (I/V D/S Flange)	472	"	Flange	0	0	0	0	0	0
473	10-10-2025	102-PSV-1801A Bypass line 2nd (I/V Flange/Bonnet)	473	"	Flange	0	0	0	0	0	0
474	10-10-2025	102-PSV-1801A Bypass line drain (I/V Gland)	474	0.5 Inch	Valve	0	0	0	0	0	0
475	10-10-2025	102-PSV-1801A Bypass line drain (I/V Flange/Bonnet)	475	"	Flange	0	0	0	0	0	0
476	10-10-2025	102-PSV-1801A Bypass line drain (End Flange)	476	"	Flange	0	0	0	0	0	0
477	10-10-2025	102-PSV-1801B (PSV Top Flange)	477	3 Inch	Flange	0	0	0	0	0	0

Sr.No.	Date	Location	Tag No.	Line Size	Componenet Type	Screening Value (PPM) before Repair	Emission Kg/Hr	Emission Kg/day	Screening Value (PPM) afterRepair	Emission Kg/Hr	Emission Kg/day
478	10-10-2025	102-PSV-1801B (PSV U/S Flange)	478	"	Flange	0	0	0	0	0	0
479	10-10-2025	102-PSV-1801B (PSV D/S Flange)	479	"	Flange	0	0	0	0	0	0
480	10-10-2025	102-PSV-1801B U/S line (I/V Gland)	480	4 Inch	Valve	0	0	0	0	0	0
481	10-10-2025	102-PSV-1801B U/S line (I/V U/S Flange)	481	"	Flange	0	0	0	0	0	0
482	10-10-2025	102-PSV-1801B U/S line (I/V D/S Flange)	482	"	Flange	0	0	0	0	0	0
483	10-10-2025	102-PSV-1801B U/S line (I/V Flange/Bonnet)	483	"	Flange	0	0	0	0	0	0
484	10-10-2025	102-PSV-1801B D/S line (I/V Gland)	484	"	Valve	0	0	0	0	0	0
485	10-10-2025	102-PSV-1801B D/S line (I/V U/S Flange)	485	"	Flange	0	0	0	0	0	0
486	10-10-2025	102-PSV-1801B D/S line (I/V D/S Flange)	486	"	Flange	0	0	0	0	0	0
487	10-10-2025	102-PSV-1801B D/S line (I/V Flange/Bonnet)	487	"	Flange	0	0	0	0	0	0
488	10-10-2025	102-PSV-1801B Bypass line 1st (I/V Gland)	488	2 Inch	Valve	0	0	0	0	0	0
489	10-10-2025	102-PSV-1801B Bypass line 1st (I/V U/S Flange)	489	"	Flange	0	0	0	0	0	0
490	10-10-2025	102-PSV-1801B Bypass line 1st (I/V D/S Flange)	490	"	Flange	0	0	0	0	0	0
491	10-10-2025	102-PSV-1801B Bypass line 1st (I/V Flange/Bonnet)	491	"	Flange	0	0	0	0	0	0
492	10-10-2025	102-PSV-1801B Bypass line 2nd (I/V Gland)	492	"	Valve	0	0	0	0	0	0
493	10-10-2025	102-PSV-1801B Bypass line 2nd (I/V U/S Flange)	493	"	Flange	0	0	0	0	0	0
494	10-10-2025	102-PSV-1801B Bypass line 2nd (I/V D/S Flange)	494	"	Flange	0	0	0	0	0	0
495	10-10-2025	102-PSV-1801B Bypass line 2nd (I/V Flange/Bonnet)	495	"	Flange	0	0	0	0	0	0
496	10-10-2025	102-PSV-1801B Bypass line drain (I/V Gland)	496	0.5 Inch	Valve	0	0	0	0	0	0
497	10-10-2025	102-PSV-1801B Bypass line drain (I/V Flange/Bonnet)	497	"	Flange	0	0	0	0	0	0
498	10-10-2025	102-PSV-1801B Bypass line drain (End Flange)	498	"	Flange	0	0	0	0	0	0
499	10-10-2025	102-PSV-1201A (PSV Top Flange)	499	3 Inch	Flange	0	0	0	0	0	0
500	10-10-2025	102-PSV-1201A (PSV U/S Flange)	500	"	Flange	0	0	0	0	0	0
501	10-10-2025	102-PSV-1201A (PSV D/S Flange)	501	"	Flange	0	0	0	0	0	0
502	10-10-2025	102-PSV-1201A U/S line (I/V Gland)	502	4 Inch	Valve	0	0	0	0	0	0
503	10-10-2025	102-PSV-1201A U/S line (I/V U/S Flange)	503	"	Flange	0	0	0	0	0	0
504	10-10-2025	102-PSV-1201A U/S line (I/V D/S Flange)	504	"	Flange	0	0	0	0	0	0
505	10-10-2025	102-PSV-1201A U/S line (I/V Flange/Bonnet)	505	"	Flange	0	0	0	0	0	0
506	10-10-2025	102-PSV-1201A D/S line (I/V Gland)	506	"	Valve	0	0	0	0	0	0
507	10-10-2025	102-PSV-1201A D/S line (I/V U/S Flange)	507	"	Flange	0	0	0	0	0	0
508	10-10-2025	102-PSV-1201A D/S line (I/V D/S Flange)	508	"	Flange	0	0	0	0	0	0
509	10-10-2025	102-PSV-1201A D/S line (I/V Flange/Bonnet)	509	"	Flange	0	0	0	0	0	0
510	10-10-2025	102-PSV-1201A Bypass line 1st (I/V Gland)	510	2 Inch	Valve	0	0	0	0	0	0
511	10-10-2025	102-PSV-1201A Bypass line 1st (I/V U/S Flange)	511	"	Flange	0	0	0	0	0	0
512	10-10-2025	102-PSV-1201A Bypass line 1st (I/V D/S Flange)	512	"	Flange	0	0	0	0	0	0
513	10-10-2025	102-PSV-1201A Bypass line 1st (I/V Flange/Bonnet)	513	"	Flange	0	0	0	0	0	0
514	10-10-2025	102-PSV-1201A Bypass line 2nd (I/V Gland)	514	"	Valve	0	0	0	0	0	0
515	10-10-2025	102-PSV-1201A Bypass line 2nd (I/V U/S Flange)	515	"	Flange	0	0	0	0	0	0
516	10-10-2025	102-PSV-1201A Bypass line 2nd (I/V D/S Flange)	516	"	Flange	0	0	0	0	0	0
517	10-10-2025	102-PSV-1201A Bypass line 2nd (I/V Flange/Bonnet)	517	"	Flange	0	0	0	0	0	0

Sr.No.	Date	Location	Tag No.	Line Size	Componenet Type	Screening Value (PPM) before Repair	Emission Kg/Hr	Emission Kg/day	Screening Value (PPM) afterRepair	Emission Kg/Hr	Emission Kg/day
518	10-10-2025	102-PSV-1201A Bypass line drain (I/V Gland)	518	0.5 Inch	Valve	0	0	0	0	0	0
519	10-10-2025	102-PSV-1201A Bypass line drain (I/V Flange/Bonnet)	519	"	Flange	0	0	0	0	0	0
520	10-10-2025	102-PSV-1201A Bypass line drain (End Flange)	520	"	Flange	0	0	0	0	0	0
521	11-10-2025	102-PSV-1201B (PSV Top Flange)	521	3 Inch	Flange	0	0	0	0	0	0
522	11-10-2025	102-PSV-1201B (PSV U/S Flange)	522	"	Flange	0	0	0	0	0	0
523	11-10-2025	102-PSV-1201B (PSV D/S Flange)	523	"	Flange	0	0	0	0	0	0
524	11-10-2025	102-PSV-1201B U/S line (I/V Gland)	524	4 Inch	Valve	0	0	0	0	0	0
525	11-10-2025	102-PSV-1201B U/S line (I/V U/S Flange)	525	"	Flange	0	0	0	0	0	0
526	11-10-2025	102-PSV-1201B U/S line (I/V D/S Flange)	526	"	Flange	0	0	0	0	0	0
527	11-10-2025	102-PSV-1201B U/S line (I/V Flange/Bonnet)	527	"	Flange	0	0	0	0	0	0
528	11-10-2025	102-PSV-1201B D/S line (I/V Gland)	528	"	Valve	0	0	0	0	0	0
529	11-10-2025	102-PSV-1201B D/S line (I/V U/S Flange)	529	"	Flange	0	0	0	0	0	0
530	11-10-2025	102-PSV-1201B D/S line (I/V D/S Flange)	530	"	Flange	0	0	0	0	0	0
531	11-10-2025	102-PSV-1201B D/S line (I/V Flange/Bonnet)	531	"	Flange	0	0	0	0	0	0
532	11-10-2025	102-PSV-1201B Bypass line 1st (I/V Gland)	532	2 Inch	Valve	0	0	0	0	0	0
533	11-10-2025	102-PSV-1201B Bypass line 1st (I/V U/S Flange)	533	"	Flange	0	0	0	0	0	0
534	11-10-2025	102-PSV-1201B Bypass line 1st (I/V D/S Flange)	534	"	Flange	0	0	0	0	0	0
535	11-10-2025	102-PSV-1201B Bypass line 1st (I/V Flange/Bonnet)	535	"	Flange	0	0	0	0	0	0
536	11-10-2025	102-PSV-1201B Bypass line 2nd (I/V Gland)	536	"	Valve	0	0	0	0	0	0
537	11-10-2025	102-PSV-1201B Bypass line 2nd (I/V U/S Flange)	537	"	Flange	0	0	0	0	0	0
538	11-10-2025	102-PSV-1201B Bypass line 2nd (I/V D/S Flange)	538	"	Flange	0	0	0	0	0	0
539	11-10-2025	102-PSV-1201B Bypass line 2nd (I/V Flange/Bonnet)	539	"	Flange	0	0	0	0	0	0
540	11-10-2025	102-PSV-1201B Bypass line drain (I/V Gland)	540	0.5 Inch	Valve	0	0	0	0	0	0
541	11-10-2025	102-PSV-1201B Bypass line drain (I/V Flange/Bonnet)	541	"	Flange	0	0	0	0	0	0
542	11-10-2025	102-PSV-1201B Bypass line drain (End Flange)	542	"	Flange	0	0	0	0	0	0
543	11-10-2025	102-PSV-2101A (PSV Top Flange)	543	3 Inch	Flange	0	0	0	0	0	0
544	11-10-2025	102-PSV-2101A (PSV U/S Flange)	544	"	Flange	0	0	0	0	0	0
545	11-10-2025	102-PSV-2101A (PSV D/S Flange)	545	"	Flange	0	0	0	0	0	0
546	11-10-2025	102-PSV-2101A U/S line (I/V Gland)	546	4 Inch	Valve	0	0	0	0	0	0
547	11-10-2025	102-PSV-2101A U/S line (I/V U/S Flange)	547	"	Flange	0	0	0	0	0	0
548	11-10-2025	102-PSV-2101A U/S line (I/V D/S Flange)	548	"	Flange	0	0	0	0	0	0
549	11-10-2025	102-PSV-2101A U/S line (I/V Flange/Bonnet)	549	"	Flange	0	0	0	0	0	0
550	11-10-2025	102-PSV-2101A D/S line (I/V Gland)	550	"	Valve	0	0	0	0	0	0
551	11-10-2025	102-PSV-2101A D/S line (I/V U/S Flange)	551	"	Flange	0	0	0	0	0	0
552	11-10-2025	102-PSV-2101A D/S line (I/V D/S Flange)	552	"	Flange	0	0	0	0	0	0
553	11-10-2025	102-PSV-2101A D/S line (I/V Flange/Bonnet)	553	"	Flange	0	0	0	0	0	0
554	11-10-2025	102-PSV-2101A Bypass line 1st (I/V Gland)	554	2 Inch	Valve	0	0	0	0	0	0
555	11-10-2025	102-PSV-2101A Bypass line 1st (I/V U/S Flange)	555	"	Flange	0	0	0	0	0	0
556	11-10-2025	102-PSV-2101A Bypass line 1st (I/V D/S Flange)	556	"	Flange	0	0	0	0	0	0
557	11-10-2025	102-PSV-2101A Bypass line 1st (I/V Flange/Bonnet)	557	"	Flange	0	0	0	0	0	0

Sr.No.	Date	Location	Tag No.	Line Size	Componenet Type	Screening Value (PPM) before Repair	Emission Kg/Hr	Emission Kg/day	Screening Value (PPM) afterRepair	Emission Kg/Hr	Emission Kg/day
558	11-10-2025	102-PSV-2101A Bypass line 2nd (I/V Gland)	558	"	Valve	0	0	0	0	0	0
559	11-10-2025	102-PSV-2101A Bypass line 2nd (I/V U/S Flange)	559	"	Flange	0	0	0	0	0	0
560	11-10-2025	102-PSV-2101A Bypass line 2nd (I/V D/S Flange)	560	"	Flange	0	0	0	0	0	0
561	11-10-2025	102-PSV-2101A Bypass line 2nd (I/V Flange/Bonnet)	561	"	Flange	0	0	0	0	0	0
562	11-10-2025	102-PSV-2101A Bypass line drain (I/V Gland)	562	0.5 Inch	Valve	0	0	0	0	0	0
563	11-10-2025	102-PSV-2101A Bypass line drain (I/V Flange/Bonnet)	563	"	Flange	0	0	0	0	0	0
564	11-10-2025	102-PSV-2101A Bypass line drain (End Flange)	564	"	Flange	0	0	0	0	0	0
565	11-10-2025	102-PSV-2101B (PSV Top Flange)	565	3 Inch	Flange	0	0	0	0	0	0
566	11-10-2025	102-PSV-2101B (PSV U/S Flange)	566	"	Flange	0	0	0	0	0	0
567	11-10-2025	102-PSV-2101B (PSV D/S Flange)	567	"	Flange	0	0	0	0	0	0
568	11-10-2025	102-PSV-2101B U/S line (I/V Gland)	568	4 Inch	Valve	0	0	0	0	0	0
569	11-10-2025	102-PSV-2101B U/S line (I/V U/S Flange)	569	"	Flange	0	0	0	0	0	0
570	11-10-2025	102-PSV-2101B U/S line (I/V D/S Flange)	570	"	Flange	0	0	0	0	0	0
571	11-10-2025	102-PSV-2101B U/S line (I/V Flange/Bonnet)	571	"	Flange	0	0	0	0	0	0
572	11-10-2025	102-PSV-2101B D/S line (I/V Gland)	572	"	Valve	0	0	0	0	0	0
573	11-10-2025	102-PSV-2101B D/S line (I/V U/S Flange)	573	"	Flange	0	0	0	0	0	0
574	11-10-2025	102-PSV-2101B D/S line (I/V D/S Flange)	574	"	Flange	0	0	0	0	0	0
575	11-10-2025	102-PSV-2101B D/S line (I/V Flange/Bonnet)	575	"	Flange	0	0	0	0	0	0
576	11-10-2025	102-PSV-2101B Bypass line 1st (I/V Gland)	576	2 Inch	Valve	0	0	0	0	0	0
577	11-10-2025	102-PSV-2101B Bypass line 1st (I/V U/S Flange)	577	"	Flange	0	0	0	0	0	0
578	11-10-2025	102-PSV-2101B Bypass line 1st (I/V D/S Flange)	578	"	Flange	0	0	0	0	0	0
579	11-10-2025	102-PSV-2101B Bypass line 1st (I/V Flange/Bonnet)	579	"	Flange	0	0	0	0	0	0
580	11-10-2025	102-PSV-2101B Bypass line 2nd (I/V Gland)	580	"	Valve	0	0	0	0	0	0
581	11-10-2025	102-PSV-2101B Bypass line 2nd (I/V U/S Flange)	581	"	Flange	0	0	0	0	0	0
582	11-10-2025	102-PSV-2101B Bypass line 2nd (I/V D/S Flange)	582	"	Flange	0	0	0	0	0	0
583	11-10-2025	102-PSV-2101B Bypass line 2nd (I/V Flange/Bonnet)	583	"	Flange	0	0	0	0	0	0
584	11-10-2025	102-PSV-2101B Bypass line drain (I/V Gland)	584	0.5 Inch	Valve	0	0	0	0	0	0
585	11-10-2025	102-PSV-2101B Bypass line drain (I/V Flange/Bonnet)	585	"	Flange	0	0	0	0	0	0
586	11-10-2025	102-PSV-2101B Bypass line drain (End Flange)	586	"	Flange	0	0	0	0	0	0
587	11-10-2025	102-PSV-0601A (PSV Top Flange)	587	3 Inch	Flange	0	0	0	0	0	0
588	11-10-2025	102-PSV-0601A (PSV U/S Flange)	588	"	Flange	0	0	0	0	0	0
589	11-10-2025	102-PSV-0601A (PSV D/S Flange)	589	"	Flange	0	0	0	0	0	0
590	11-10-2025	102-PSV-0601A U/S line (I/V Gland)	590	4 Inch	Valve	0	0	0	0	0	0
591	11-10-2025	102-PSV-0601A U/S line (I/V U/S Flange)	591	"	Flange	0	0	0	0	0	0
592	11-10-2025	102-PSV-0601A U/S line (I/V D/S Flange)	592	"	Flange	0	0	0	0	0	0
593	11-10-2025	102-PSV-0601A U/S line (I/V Flange/Bonnet)	593	"	Flange	0	0	0	0	0	0
594	11-10-2025	102-PSV-0601A D/S line (I/V Gland)	594	"	Valve	0	0	0	0	0	0
595	11-10-2025	102-PSV-0601A D/S line (I/V U/S Flange)	595	"	Flange	0	0	0	0	0	0
596	11-10-2025	102-PSV-0601A D/S line (I/V D/S Flange)	596	"	Flange	0	0	0	0	0	0
597	11-10-2025	102-PSV-0601A D/S line (I/V Flange/Bonnet)	597	"	Flange	0	0	0	0	0	0

Sr.No.	Date	Location	Tag No.	Line Size	Componenet Type	Screening Value (PPM) before Repair	Emission Kg/Hr	Emission Kg/day	Screening Value (PPM) afterRepair	Emission Kg/Hr	Emission Kg/day
598	11-10-2025	102-PSV-0601A Bypass line 1st (I/V Gland)	598	2 Inch	Valve	0	0	0	0	0	0
599	11-10-2025	102-PSV-0601A Bypass line 1st (I/V U/S Flange)	599	"	Flange	0	0	0	0	0	0
600	11-10-2025	102-PSV-0601A Bypass line 1st (I/V D/S Flange)	600	"	Flange	0	0	0	0	0	0
601	11-10-2025	102-PSV-0601A Bypass line 1st (I/V Flange/Bonnet)	601	"	Flange	0	0	0	0	0	0
602	11-10-2025	102-PSV-0601A Bypass line 2nd (I/V Gland)	602	"	Valve	0	0	0	0	0	0
603	11-10-2025	102-PSV-0601A Bypass line 2nd (I/V U/S Flange)	603	"	Flange	0	0	0	0	0	0
604	11-10-2025	102-PSV-0601A Bypass line 2nd (I/V D/S Flange)	604	"	Flange	0	0	0	0	0	0
605	11-10-2025	102-PSV-0601A Bypass line 2nd (I/V Flange/Bonnet)	605	"	Flange	0	0	0	0	0	0
606	11-10-2025	102-PSV-0601A Bypass line drain (I/V Gland)	606	0.5 Inch	Valve	0	0	0	0	0	0
607	11-10-2025	102-PSV-0601A Bypass line drain (I/V Flange/Bonnet)	607	"	Flange	0	0	0	0	0	0
608	11-10-2025	102-PSV-0601A Bypass line drain (End Flange)	608	"	Flange	0	0	0	0	0	0
609	11-10-2025	102-PSV-0601B (PSV Top Flange)	609	3 Inch	Flange	0	0	0	0	0	0
610	11-10-2025	102-PSV-0601B (PSV U/S Flange)	610	"	Flange	0	0	0	0	0	0
611	11-10-2025	102-PSV-0601B (PSV D/S Flange)	611	"	Flange	0	0	0	0	0	0
612	11-10-2025	102-PSV-0601B U/S line (I/V Gland)	612	4 Inch	Valve	0	0	0	0	0	0
613	11-10-2025	102-PSV-0601B U/S line (I/V U/S Flange)	613	"	Flange	0	0	0	0	0	0
614	11-10-2025	102-PSV-0601B U/S line (I/V D/S Flange)	614	"	Flange	0	0	0	0	0	0
615	11-10-2025	102-PSV-0601B U/S line (I/V Flange/Bonnet)	615	"	Flange	0	0	0	0	0	0
616	11-10-2025	102-PSV-0601B D/S line (I/V Gland)	616	"	Valve	0	0	0	0	0	0
617	11-10-2025	102-PSV-0601B D/S line (I/V U/S Flange)	617	"	Flange	0	0	0	0	0	0
618	11-10-2025	102-PSV-0601B D/S line (I/V D/S Flange)	618	"	Flange	0	0	0	0	0	0
619	11-10-2025	102-PSV-0601B D/S line (I/V Flange/Bonnet)	619	"	Flange	0	0	0	0	0	0
620	11-10-2025	102-PSV-0601B Bypass line 1st (I/V Gland)	620	2 Inch	Valve	0	0	0	0	0	0
621	11-10-2025	102-PSV-0601B Bypass line 1st (I/V U/S Flange)	621	"	Flange	0	0	0	0	0	0
622	11-10-2025	102-PSV-0601B Bypass line 1st (I/V D/S Flange)	622	"	Flange	0	0	0	0	0	0
623	11-10-2025	102-PSV-0601B Bypass line 1st (I/V Flange/Bonnet)	623	"	Flange	0	0	0	0	0	0
624	11-10-2025	102-PSV-0601B Bypass line 2nd (I/V Gland)	624	"	Valve	0	0	0	0	0	0
625	11-10-2025	102-PSV-0601B Bypass line 2nd (I/V U/S Flange)	625	"	Flange	0	0	0	0	0	0
626	11-10-2025	102-PSV-0601B Bypass line 2nd (I/V D/S Flange)	626	"	Flange	0	0	0	0	0	0
627	11-10-2025	102-PSV-0601B Bypass line 2nd (I/V Flange/Bonnet)	627	"	Flange	0	0	0	0	0	0
628	11-10-2025	102-PSV-0601B Bypass line drain (I/V Gland)	628	0.5 Inch	Valve	0	0	0	0	0	0
629	11-10-2025	102-PSV-0601B Bypass line drain (I/V Flange/Bonnet)	629	"	Flange	0	0	0	0	0	0
630	11-10-2025	102-PSV-0601B Bypass line drain (End Flange)	630	"	Flange	0	0	0	0	0	0
631	11-10-2025	102-PSV-1501A (PSV Top Flange)	631	3 Inch	Flange	0	0	0	0	0	0
632	11-10-2025	102-PSV-1501A (PSV U/S Flange)	632	"	Flange	0	0	0	0	0	0
633	11-10-2025	102-PSV-1501A (PSV D/S Flange)	633	"	Flange	0	0	0	0	0	0
634	11-10-2025	102-PSV-1501A U/S line (I/V Gland)	634	4 Inch	Valve	0	0	0	0	0	0
635	11-10-2025	102-PSV-1501A U/S line (I/V U/S Flange)	635	"	Flange	0	0	0	0	0	0
636	11-10-2025	102-PSV-1501A U/S line (I/V D/S Flange)	636	"	Flange	0	0	0	0	0	0
637	11-10-2025	102-PSV-1501A U/S line (I/V Flange/Bonnet)	637	"	Flange	0	0	0	0	0	0

Sr.No.	Date	Location	Tag No.	Line Size	Componenet Type	Screening Value (PPM) before Repair	Emission Kg/Hr	Emission Kg/day	Screening Value (PPM) afterRepair	Emission Kg/Hr	Emission Kg/day
638	11-10-2025	102-PSV-1501A D/S line (I/V Gland)	638	"	Valve	0	0	0	0	0	0
639	11-10-2025	102-PSV-1501A D/S line (I/V U/S Flange)	639	"	Flange	0	0	0	0	0	0
640	11-10-2025	102-PSV-1501A D/S line (I/V D/S Flange)	640	"	Flange	0	0	0	0	0	0
641	11-10-2025	102-PSV-1501A D/S line (I/V Flange/Bonnet)	641	"	Flange	0	0	0	0	0	0
642	11-10-2025	102-PSV-1501A Bypass line 1st (I/V Gland)	642	2 Inch	Valve	0	0	0	0	0	0
643	11-10-2025	102-PSV-1501A Bypass line 1st (I/V U/S Flange)	643	"	Flange	0	0	0	0	0	0
644	11-10-2025	102-PSV-1501A Bypass line 1st (I/V D/S Flange)	644	"	Flange	0	0	0	0	0	0
645	11-10-2025	102-PSV-1501A Bypass line 1st (I/V Flange/Bonnet)	645	"	Flange	0	0	0	0	0	0
646	11-10-2025	102-PSV-1501A Bypass line 2nd (I/V Gland)	646	"	Valve	0	0	0	0	0	0
647	11-10-2025	102-PSV-1501A Bypass line 2nd (I/V U/S Flange)	647	"	Flange	0	0	0	0	0	0
648	11-10-2025	102-PSV-1501A Bypass line 2nd (I/V D/S Flange)	648	"	Flange	0	0	0	0	0	0
649	11-10-2025	102-PSV-1501A Bypass line 2nd (I/V Flange/Bonnet)	649	"	Flange	0	0	0	0	0	0
650	11-10-2025	102-PSV-1501A Bypass line drain (I/V Gland)	650	0.5 Inch	Valve	0	0	0	0	0	0
651	11-10-2025	102-PSV-1501A Bypass line drain (I/V Flange/Bonnet)	651	"	Flange	0	0	0	0	0	0
652	11-10-2025	102-PSV-1501A Bypass line drain (End Flange)	652	"	Flange	0	0	0	0	0	0
653	11-10-2025	102-PSV-1501B (PSV Top Flange)	653	3 Inch	Flange	0	0	0	0	0	0
654	11-10-2025	102-PSV-1501B (PSV U/S Flange)	654	"	Flange	0	0	0	0	0	0
655	11-10-2025	102-PSV-1501B (PSV D/S Flange)	655	"	Flange	0	0	0	0	0	0
656	11-10-2025	102-PSV-1501B U/S line (I/V Gland)	656	4 Inch	Valve	0	0	0	0	0	0
657	11-10-2025	102-PSV-1501B U/S line (I/V U/S Flange)	657	"	Flange	0	0	0	0	0	0
658	11-10-2025	102-PSV-1501B U/S line (I/V D/S Flange)	658	"	Flange	0	0	0	0	0	0
659	11-10-2025	102-PSV-1501B U/S line (I/V Flange/Bonnet)	659	"	Flange	0	0	0	0	0	0
660	11-10-2025	102-PSV-1501B D/S line (I/V Gland)	660	"	Valve	0	0	0	0	0	0
661	11-10-2025	102-PSV-1501B D/S line (I/V U/S Flange)	661	"	Flange	0	0	0	0	0	0
662	11-10-2025	102-PSV-1501B D/S line (I/V D/S Flange)	662	"	Flange	0	0	0	0	0	0
663	11-10-2025	102-PSV-1501B D/S line (I/V Flange/Bonnet)	663	"	Flange	0	0	0	0	0	0
664	11-10-2025	102-PSV-1501B Bypass line 1st (I/V Gland)	664	2 Inch	Valve	0	0	0	0	0	0
665	11-10-2025	102-PSV-1501B Bypass line 1st (I/V U/S Flange)	665	"	Flange	0	0	0	0	0	0
666	11-10-2025	102-PSV-1501B Bypass line 1st (I/V D/S Flange)	666	"	Flange	0	0	0	0	0	0
667	11-10-2025	102-PSV-1501B Bypass line 1st (I/V Flange/Bonnet)	667	"	Flange	0	0	0	0	0	0
668	11-10-2025	102-PSV-1501B Bypass line 2nd (I/V Gland)	668	"	Valve	0	0	0	0	0	0
669	11-10-2025	102-PSV-1501B Bypass line 2nd (I/V U/S Flange)	669	"	Flange	0	0	0	0	0	0
670	11-10-2025	102-PSV-1501B Bypass line 2nd (I/V D/S Flange)	670	"	Flange	0	0	0	0	0	0
671	11-10-2025	102-PSV-1501B Bypass line 2nd (I/V Flange/Bonnet)	671	"	Flange	0	0	0	0	0	0
672	11-10-2025	102-PSV-1501B Bypass line drain (I/V Gland)	672	0.5 Inch	Valve	0	0	0	0	0	0
673	11-10-2025	102-PSV-1501B Bypass line drain (I/V Flange/Bonnet)	673	"	Flange	0	0	0	0	0	0
674	11-10-2025	102-PSV-1501B Bypass line drain (End Flange)	674	"	Flange	0	0	0	0	0	0
675	11-10-2025	102-PSV-502A (PSV Top Flange)	675	3 Inch	Flange	0	0	0	0	0	0
676	11-10-2025	102-PSV-502A (PSV U/S Flange)	676	"	Flange	0	0	0	0	0	0
677	11-10-2025	102-PSV-502A (PSV D/S Flange)	677	"	Flange	0	0	0	0	0	0

Sr.No.	Date	Location	Tag No.	Line Size	Componenet Type	Screening Value (PPM) before Repair	Emission Kg/Hr	Emission Kg/day	Screening Value (PPM) afterRepair	Emission Kg/Hr	Emission Kg/day
678	11-10-2025	102-PSV-502A U/S line (I/V Gland)	678	4 Inch	Valve	0	0	0	0	0	0
679	11-10-2025	102-PSV-502A U/S line (I/V U/S Flange)	679	"	Flange	0	0	0	0	0	0
680	11-10-2025	102-PSV-502A U/S line (I/V D/S Flange)	680	"	Flange	0	0	0	0	0	0
681	11-10-2025	102-PSV-502A U/S line (I/V Flange/Bonnet)	681	"	Flange	0	0	0	0	0	0
682	11-10-2025	102-PSV-502A D/S line (I/V Gland)	682	"	Valve	0	0	0	0	0	0
683	11-10-2025	102-PSV-502A D/S line (I/V U/S Flange)	683	"	Flange	0	0	0	0	0	0
684	11-10-2025	102-PSV-502A D/S line (I/V D/S Flange)	684	"	Flange	0	0	0	0	0	0
685	11-10-2025	102-PSV-502A D/S line (I/V Flange/Bonnet)	685	"	Flange	0	0	0	0	0	0
686	11-10-2025	102-PSV-502A Bypass line 1st (I/V Gland)	686	2 Inch	Valve	0	0	0	0	0	0
687	11-10-2025	102-PSV-502A Bypass line 1st (I/V U/S Flange)	687	"	Flange	0	0	0	0	0	0
688	11-10-2025	102-PSV-502A Bypass line 1st (I/V D/S Flange)	688	"	Flange	0	0	0	0	0	0
689	11-10-2025	102-PSV-502A Bypass line 1st (I/V Flange/Bonnet)	689	"	Flange	0	0	0	0	0	0
690	11-10-2025	102-PSV-502A Bypass line 2nd (I/V Gland)	690	"	Valve	0	0	0	0	0	0
691	11-10-2025	102-PSV-502A Bypass line 2nd (I/V U/S Flange)	691	"	Flange	0	0	0	0	0	0
692	11-10-2025	102-PSV-502A Bypass line 2nd (I/V D/S Flange)	692	"	Flange	0	0	0	0	0	0
693	11-10-2025	102-PSV-502A Bypass line 2nd (I/V Flange/Bonnet)	693	"	Flange	0	0	0	0	0	0
694	11-10-2025	102-PSV-502A Bypass line drain (I/V Gland)	694	0.5 Inch	Valve	0	0	0	0	0	0
695	11-10-2025	102-PSV-502A Bypass line drain (I/V Flange/Bonnet)	695	"	Flange	0	0	0	0	0	0
696	11-10-2025	102-PSV-502A Bypass line drain (End Flange)	696	"	Flange	0	0	0	0	0	0
697	11-10-2025	102-PSV-502B (PSV Top Flange)	697	3 Inch	Valve	0	0	0	0	0	0
698	11-10-2025	102-PSV-502B (PSV U/S Flange)	698	"	Flange	0	0	0	0	0	0
699	11-10-2025	102-PSV-502B (PSV D/S Flange)	699	"	Flange	0	0	0	0	0	0
700	11-10-2025	102-PSV-502B U/S line (I/V Gland)	700	4 Inch	Valve	0	0	0	0	0	0
701	11-10-2025	102-PSV-502B U/S line (I/V U/S Flange)	701	"	Flange	0	0	0	0	0	0
702	11-10-2025	102-PSV-502B U/S line (I/V D/S Flange)	702	"	Flange	0	0	0	0	0	0
703	11-10-2025	102-PSV-502B U/S line (I/V Flange/Bonnet)	703	"	Flange	0	0	0	0	0	0
704	11-10-2025	102-PSV-502B D/S line (I/V Gland)	704	"	Valve	0	0	0	0	0	0
705	11-10-2025	102-PSV-502B D/S line (I/V U/S Flange)	705	"	Flange	0	0	0	0	0	0
706	11-10-2025	102-PSV-502B D/S line (I/V D/S Flange)	706	"	Flange	0	0	0	0	0	0
707	11-10-2025	102-PSV-502B D/S line (I/V Flange/Bonnet)	707	"	Flange	0	0	0	0	0	0
708	11-10-2025	102-PSV-502B Bypass line 1st (I/V Gland)	708	2 Inch	Valve	0	0	0	0	0	0
709	11-10-2025	102-PSV-502B Bypass line 1st (I/V U/S Flange)	709	"	Flange	0	0	0	0	0	0
710	11-10-2025	102-PSV-502B Bypass line 1st (I/V D/S Flange)	710	"	Flange	0	0	0	0	0	0
711	11-10-2025	102-PSV-502B Bypass line 1st (I/V Flange/Bonnet)	711	"	Flange	0	0	0	0	0	0
712	11-10-2025	102-PSV-502B Bypass line 2nd (I/V Gland)	712	"	Valve	0	0	0	0	0	0
713	11-10-2025	102-PSV-502B Bypass line 2nd (I/V U/S Flange)	713	"	Flange	0	0	0	0	0	0
714	11-10-2025	102-PSV-502B Bypass line 2nd (I/V D/S Flange)	714	"	Flange	0	0	0	0	0	0
715	11-10-2025	102-PSV-502B Bypass line 2nd (I/V Flange/Bonnet)	715	"	Flange	0	0	0	0	0	0
716	11-10-2025	102-PSV-502B Bypass line drain (I/V Gland)	716	0.5 Inch	Valve	0	0	0	0	0	0
717	11-10-2025	102-PSV-502B Bypass line drain (I/V Flange/Bonnet)	717	"	Flange	0	0	0	0	0	0

Sr.No.	Date	Location	Tag No.	Line Size	Componenet Type	Screening Value (PPM) before Repair	Emission Kg/Hr	Emission Kg/day	Screening Value (PPM) afterRepair	Emission Kg/Hr	Emission Kg/day
718	11-10-2025	102-PSV-502B Bypass line drain (End Flange)	718	"	Flange	0	0	0	0	0	0
719	11-10-2025	102-PSV-201A (PSV Top Flange)	719	3 Inch	Flange	0	0	0	0	0	0
720	11-10-2025	102-PSV-201A (PSV U/S Flange)	720	"	Flange	0	0	0	0	0	0
721	11-10-2025	102-PSV-201A (PSV D/S Flange)	721	"	Flange	0	0	0	0	0	0
722	11-10-2025	102-PSV-201A U/S line (I/V Gland)	722	Insulation	Valve	0	0	0	0	0	0
723	11-10-2025	102-PSV-201A D/S line (I/V Gland)	723	6 Inch	Valve	0	0	0	0	0	0
724	11-10-2025	102-PSV-201A D/S line (I/V U/S Flange)	724	"	Flange	0	0	0	0	0	0
725	11-10-2025	102-PSV-201A D/S line (I/V D/S Flange)	725	"	Flange	0	0	0	0	0	0
726	11-10-2025	102-PSV-201A D/S line (I/V Flange/Bonnet)	726	"	Flange	0	0	0	0	0	0
727	11-10-2025	102-PSV-201B (PSV Top Flange)	727	3 Inch	Flange	0	0	0	0	0	0
728	11-10-2025	102-PSV-201B (PSV U/S Flange)	728	"	Flange	0	0	0	0	0	0
729	11-10-2025	102-PSV-201B (PSV D/S Flange)	729	"	Flange	0	0	0	0	0	0
730	11-10-2025	102-PSV-201B U/S line (I/V Gland)	730	Insulation	Valve	0	0	0	0	0	0
731	11-10-2025	102-PSV-201B D/S line (I/V Gland)	731	6 Inch	Valve	0	0	0	0	0	0
732	11-10-2025	102-PSV-201B D/S line (I/V U/S Flange)	732	"	Flange	0	0	0	0	0	0
733	11-10-2025	102-PSV-201B D/S line (I/V D/S Flange)	733	"	Flange	0	0	0	0	0	0
734	11-10-2025	102-PSV-201B D/S line (I/V Flange/Bonnet)	734	"	Flange	0	0	0	0	0	0
735	11-10-2025	102-PSV-201B D/S drain line (I/V Gland)	735	0.5 Inch	Valve	0	0	0	0	0	0
736	11-10-2025	102-PSV-201B D/S drain line (I/V Flange/Bonnet)	736	"	Flange	0	0	0	0	0	0
737	11-10-2025	102-PSV-201B D/S drain line (End Flange)	737	"	Flange	0	0	0	0	0	0

Sr.No.	Date	Location	Tag No.	Line Size	Componenet Type	Screening Value (PPM) before Repair	Emission Kg/Hr	Emission Kg/day	Screening Value (PPM) afterRepair	Emission Kg/Hr	Emission Kg/day
INDMAX-FCC											
1	13-10-2025	101-FV-6102 (C/V Gland)	2	3 Inch	Valve	0	0	0	0	0	0
2	13-10-2025	101-FV-6102 (C/V U/S Flange)	3	"	Flange	0	0	0	0	0	0
3	13-10-2025	101-FV-6102 (C/V D/S Flange)	4	"	Flange	0	0	0	0	0	0
4	13-10-2025	101-FV-6102 (C/V Flange/Bonnet)	5	"	Flange	0	0	0	0	0	0
5	13-10-2025	101-FV-6102 U/S line (I/V Gland)	6	4 Inch	Valve	0	0	0	0	0	0
6	13-10-2025	101-FV-6102 U/S line (I/V U/S Flange)	7	"	Flange	0	0	0	0	0	0
7	13-10-2025	101-FV-6102 U/S line (I/V D/S Flange)	8	"	Flange	0	0	0	0	0	0
8	13-10-2025	101-FV-6102 U/S line (I/V Flange/Bonnet)	9	"	Flange	0	0	0	0	0	0
9	13-10-2025	101-FV-6102 D/S line (I/V Gland)	10	"	Valve	0	0	0	0	0	0
10	13-10-2025	101-FV-6102 D/S line (I/V U/S Flange)	11	"	Flange	0	0	0	0	0	0
11	13-10-2025	101-FV-6102 D/S line (I/V D/S Flange)	12	"	Flange	0	0	0	0	0	0
12	13-10-2025	101-FV-6102 D/S line (I/V Flange/Bonnet)	13	"	Flange	0	0	0	0	0	0
13	13-10-2025	101-FV-6102 Bypass line (I/V Gland)	14	3 Inch	Valve	0	0	0	0	0	0
14	13-10-2025	101-FV-6102 Bypass line (I/V U/S Flange)	15	"	Flange	0	0	0	0	0	0
15	13-10-2025	101-FV-6102 Bypass line (I/V D/S Flange)	16	"	Flange	0	0	0	0	0	0
16	13-10-2025	101-FV-6102 Bypass line (I/V Flange/Bonnet)	17	"	Flange	0	0	0	0	0	0
17	13-10-2025	101-FV-6102 U/S drain line (I/V Gland)	18	0.5 Inch	Valve	0	0	0	0	0	0
18	13-10-2025	101-FV-6102 U/S drain line (I/V Flange/Bonnet)	19	"	Flange	0	0	0	0	0	0
19	13-10-2025	101-FV-6102 U/S drain line (End Flange)	20	"	Flange	0	0	0	0	0	0
20	13-10-2025	101-FV-6102 D/S drain line (I/V Gland)	21	"	Valve	0	0	0	0	0	0
21	13-10-2025	101-FV-6102 D/S drain line (I/V Flange/Bonnet)	22	"	Flange	0	0	0	0	0	0
22	13-10-2025	101-FV-6102 D/S drain line (End Flange)	23	"	Flange	0	0	0	0	0	0
23	13-10-2025	101-FV-6103 (C/V Gland)	24	2 Inch	Valve	0	0	0	0	0	0
24	13-10-2025	101-FV-6103 (C/V U/S Flange)	25	"	Flange	0	0	0	0	0	0
25	13-10-2025	101-FV-6103 (C/V D/S Flange)	26	"	Flange	0	0	0	0	0	0
26	13-10-2025	101-FV-6103 (C/V Flange/Bonnet)	27	"	Flange	0	0	0	0	0	0
27	13-10-2025	101-FV-6103 U/S line (I/V Gland)	28	4 Inch	Valve	0	0	0	0	0	0
28	13-10-2025	101-FV-6103 U/S line (I/V U/S Flange)	29	"	Flange	0	0	0	0	0	0
29	13-10-2025	101-FV-6103 U/S line (I/V D/S Flange)	30	"	Flange	0	0	0	0	0	0
30	13-10-2025	101-FV-6103 U/S line (I/V Flange/Bonnet)	31	"	Flange	0	0	0	0	0	0
31	13-10-2025	101-FV-6103 D/S line (I/V Gland)	32	"	Valve	0	0	0	0	0	0
32	13-10-2025	101-FV-6103 D/S line (I/V U/S Flange)	33	"	Flange	0	0	0	0	0	0
33	13-10-2025	101-FV-6103 D/S line (I/V D/S Flange)	34	"	Flange	0	0	0	0	0	0
34	13-10-2025	101-FV-6103 D/S line (I/V Flange/Bonnet)	35	"	Flange	0	0	0	0	0	0
35	13-10-2025	101-FV-6103 Bypass line (I/V Gland)	36	3 Inch	Valve	0	0	0	0	0	0
36	13-10-2025	101-FV-6103 Bypass line (I/V U/S Flange)	37	"	Flange	0	0	0	0	0	0
37	13-10-2025	101-FV-6103 Bypass line (I/V D/S Flange)	38	"	Flange	0	0	0	0	0	0
38	13-10-2025	101-FV-6103 Bypass line (I/V Flange/Bonnet)	39	"	Flange	0	0	0	0	0	0
39	13-10-2025	101-FV-6103 U/S drain line (I/V Gland)	40	0.5 Inch	Valve	0	0	0	0	0	0

Sr.No.	Date	Location	Tag No.	Line Size	Componenet Type	Screening Value (PPM) before Repair	Emission Kg/Hr	Emission Kg/day	Screening Value (PPM) afterRepair	Emission Kg/Hr	Emission Kg/day
40	13-10-2025	101-FV-6103 U/S drain line (I/V Flange/Bonnet)	41	"	Flange	0	0	0	0	0	0
41	13-10-2025	101-FV-6103 U/S drain line (End Flange)	42	"	Flange	0	0	0	0	0	0
42	13-10-2025	101-FV-6103 D/S drain line (I/V Gland)	43	"	Valve	0	0	0	0	0	0
43	13-10-2025	101-FV-6103 D/S drain line (I/V Flange/Bonnet)	44	"	Flange	0	0	0	0	0	0
44	13-10-2025	101-FV-6103 D/S drain line (End Flange)	45	"	Flange	0	0	0	0	0	0
45	13-10-2025	101-FV-6101 (C/V Gland)	46	1.5 Inch	Valve	0	0	0	0	0	0
46	13-10-2025	101-FV-6101 (C/V U/S Flange)	47	"	Flange	0	0	0	0	0	0
47	13-10-2025	101-FV-6101 (C/V D/S Flange)	48	"	Flange	0	0	0	0	0	0
48	13-10-2025	101-FV-6101 (C/V Flange/Bonnet)	49	"	Flange	0	0	0	0	0	0
49	13-10-2025	101-FV-6101 U/S line (I/V Gland)	50	3 Inch	Valve	128.2	0.000196	0.004704301	128.2	0.000196	0.004704301
50	13-10-2025	101-FV-6101 U/S line (I/V U/S Flange)	51	"	Flange	0	0	0	0	0	0
51	13-10-2025	101-FV-6101 U/S line (I/V D/S Flange)	52	"	Flange	0	0	0	0	0	0
52	13-10-2025	101-FV-6101 U/S line (I/V Flange/Bonnet)	53	"	Flange	0	0	0	0	0	0
53	13-10-2025	101-FV-6101 D/S line (I/V Gland)	54	"	Valve	0	0	0	0	0	0
54	13-10-2025	101-FV-6101 D/S line (I/V U/S Flange)	55	"	Flange	0	0	0	0	0	0
55	13-10-2025	101-FV-6101 D/S line (I/V D/S Flange)	56	"	Flange	0	0	0	0	0	0
56	13-10-2025	101-FV-6101 D/S line (I/V Flange/Bonnet)	57	"	Flange	0	0	0	0	0	0
57	13-10-2025	101-FV-6101 Bypass line (I/V Gland)	58	1.5 Inch	Valve	0	0	0	0	0	0
58	13-10-2025	101-FV-6101 Bypass line (I/V U/S Flange)	59	"	Flange	0	0	0	0	0	0
59	13-10-2025	101-FV-6101 Bypass line (I/V D/S Flange)	60	"	Flange	0	0	0	0	0	0
60	13-10-2025	101-FV-6101 Bypass line (I/V Flange/Bonnet)	61	"	Flange	0	0	0	0	0	0
61	13-10-2025	101-FV-6101 Drain line (I/V Gland)	62	0.5 Inch	Valve	0	0	0	0	0	0
62	13-10-2025	101-FV-6101 Drain line (I/V Flange/Bonnet)	63	"	Flange	0	0	0	0	0	0
63	13-10-2025	101-FV-6101 Drain line (End Flange)	64	"	Flange	0	0	0	0	0	0
64	13-10-2025	101-FV-6001 (C/V Gland)	65	2 Inch	Valve	6.5	0.000029	0.00069362	6.5	0.000029	0.00069362
65	13-10-2025	101-FV-6001 (C/V U/S Flange)	66	"	Flange	0	0	0	0	0	0
66	13-10-2025	101-FV-6001 (C/V D/S Flange)	67	"	Flange	0	0	0	0	0	0
67	13-10-2025	101-FV-6001 (C/V Flange/Bonnet)	68	"	Flange	0	0	0	0	0	0
68	13-10-2025	101-FV-6001 U/S line (I/V Gland)	69	3 Inch	Valve	0	0	0	0	0	0
69	13-10-2025	101-FV-6001 U/S line (I/V U/S Flange)	70	"	Flange	0	0	0	0	0	0
70	13-10-2025	101-FV-6001 U/S line (I/V D/S Flange)	71	"	Flange	0	0	0	0	0	0
71	13-10-2025	101-FV-6001 U/S line (I/V Flange/Bonnet)	72	"	Flange	0	0	0	0	0	0
72	13-10-2025	101-FV-6001 D/S line (I/V Gland)	73	"	Valve	0	0	0	0	0	0
73	13-10-2025	101-FV-6001 D/S line (I/V U/S Flange)	74	"	Flange	0	0	0	0	0	0
74	13-10-2025	101-FV-6001 D/S line (I/V D/S Flange)	75	"	Flange	0	0	0	0	0	0
75	13-10-2025	101-FV-6001 D/S line (I/V Flange/Bonnet)	76	"	Flange	0	0	0	0	0	0
76	13-10-2025	101-FV-6001 Bypass line (I/V Gland)	77	1.5 Inch	Valve	0	0	0	0	0	0
77	13-10-2025	101-FV-6001 Bypass line (I/V U/S Flange)	78	"	Flange	0	0	0	0	0	0
78	13-10-2025	101-FV-6001 Bypass line (I/V D/S Flange)	79	"	Flange	0	0	0	0	0	0
79	13-10-2025	101-FV-6001 Bypass line (I/V Flange/Bonnet)	80	"	Flange	0	0	0	0	0	0

Sr.No.	Date	Location	Tag No.	Line Size	Componenet Type	Screening Value (PPM) before Repair	Emission Kg/Hr	Emission Kg/day	Screening Value (PPM) afterRepair	Emission Kg/Hr	Emission Kg/day
80	13-10-2025	101-FV-6001 Drain line (I/V Gland)	81	0.5 Inch	Valve	0	0	0	0	0	0
81	13-10-2025	101-FV-6001 Drain line (I/V Flange/Bonnet)	82	"	Flange	0	0	0	0	0	0
82	13-10-2025	101-FV-6001 Drain line (End Flange)	83	"	Flange	0	0	0	0	0	0
83	13-10-2025	101-FV-6201 (C/V Gland)	84	2 Inch	Valve	0	0	0	0	0	0
84	13-10-2025	101-FV-6201 (C/V U/S Flange)	85	"	Flange	0	0	0	0	0	0
85	13-10-2025	101-FV-6201 (C/V D/S Flange)	86	"	Flange	0	0	0	0	0	0
86	13-10-2025	101-FV-6201 (C/V Flange/Bonnet)	87	"	Flange	0	0	0	0	0	0
87	13-10-2025	101-FV-6201 U/S line (I/V Gland)	88	4 Inch	Valve	0	0	0	0	0	0
88	13-10-2025	101-FV-6201 U/S line (I/V U/S Flange)	89	"	Flange	0	0	0	0	0	0
89	13-10-2025	101-FV-6201 U/S line (I/V D/S Flange)	90	"	Flange	0	0	0	0	0	0
90	13-10-2025	101-FV-6201 U/S line (I/V Flange/Bonnet)	91	"	Flange	0	0	0	0	0	0
91	13-10-2025	101-FV-6201 D/S line (I/V Gland)	92	"	Valve	0	0	0	0	0	0
92	13-10-2025	101-FV-6201 D/S line (I/V U/S Flange)	93	"	Flange	0	0	0	0	0	0
93	13-10-2025	101-FV-6201 D/S line (I/V D/S Flange)	94	"	Flange	0	0	0	0	0	0
94	13-10-2025	101-FV-6201 D/S line (I/V Flange/Bonnet)	95	"	Flange	0	0	0	0	0	0
95	13-10-2025	101-FV-6201 Bypass line (I/V Gland)	96	2 Inch	Valve	0	0	0	0	0	0
96	13-10-2025	101-FV-6201 Bypass line (I/V U/S Flange)	97	"	Flange	0	0	0	0	0	0
97	13-10-2025	101-FV-6201 Bypass line (I/V D/S Flange)	98	"	Flange	0	0	0	0	0	0
98	13-10-2025	101-FV-6201 Bypass line (I/V Flange/Bonnet)	99	"	Flange	0	0	0	0	0	0
99	13-10-2025	101-FV-6201 Drain line (I/V Gland)	100	0.5 Inch	Valve	0	0	0	0	0	0
100	13-10-2025	101-FV-6201 Drain line (I/V Flange/Bonnet)	101	"	Flange	0	0	0	0	0	0
101	13-10-2025	101-FV-6201 Drain line (End Flange)	102	"	Flange	0	0	0	0	0	0
102	13-10-2025	101-FV-6203 (C/V Gland)	103	2 Inch	Valve	3.2	0.000018	0.0004400086	3.2	0.000018	0.000440086
103	13-10-2025	101-FV-6203 (C/V U/S Flange)	104	"	Flange	0	0	0	0	0	0
104	13-10-2025	101-FV-6203 (C/V D/S Flange)	105	"	Flange	5.7	0.000154791	0.003714984	5.7	0.000154791	0.003714984
105	13-10-2025	101-FV-6203 (C/V Flange/Bonnet)	106	"	Flange	0	0	0	0	0	0
106	13-10-2025	101-FV-6203 U/S line (I/V Gland)	107	4 Inch	Valve	0	0	0	0	0	0
107	13-10-2025	101-FV-6203 U/S line (I/V U/S Flange)	108	"	Flange	0	0	0	0	0	0
108	13-10-2025	101-FV-6203 U/S line (I/V D/S Flange)	109	"	Flange	0	0	0	0	0	0
109	13-10-2025	101-FV-6203 U/S line (I/V Flange/Bonnet)	110	"	Flange	0	0	0	0	0	0
110	13-10-2025	101-FV-6203 D/S line (I/V Gland)	111	"	Valve	0	0	0	0	0	0
111	13-10-2025	101-FV-6203 D/S line (I/V U/S Flange)	112	"	Flange	0	0	0	0	0	0
112	13-10-2025	101-FV-6203 D/S line (I/V D/S Flange)	113	"	Flange	0	0	0	0	0	0
113	13-10-2025	101-FV-6203 D/S line (I/V Flange/Bonnet)	114	"	Flange	0	0	0	0	0	0
114	13-10-2025	101-FV-6203 Bypass line (I/V Gland)	115	2 Inch	Valve	0	0	0	0	0	0
115	13-10-2025	101-FV-6203 Bypass line (I/V U/S Flange)	116	"	Flange	0	0	0	0	0	0
116	13-10-2025	101-FV-6203 Bypass line (I/V D/S Flange)	117	"	Flange	0	0	0	0	0	0
117	13-10-2025	101-FV-6203 Bypass line (I/V Flange/Bonnet)	118	"	Flange	0	0	0	0	0	0
118	13-10-2025	101-FV-6203 Drain line (I/V Gland)	119	0.5 Inch	Valve	0	0	0	0	0	0
119	13-10-2025	101-FV-6203 Drain line (I/V Flange/Bonnet)	120	"	Flange	0	0	0	0	0	0

Sr.No.	Date	Location	Tag No.	Line Size	Componenet Type	Screening Value (PPM) before Repair	Emission Kg/Hr	Emission Kg/day	Screening Value (PPM) afterRepair	Emission Kg/Hr	Emission Kg/day
120	13-10-2025	101-FV-6203 Drain line (End Flange)	121	"	Flange	0	0	0	0	0	0
121	13-10-2025	101-PM-022A Suction line (I/V Gland)	122	6 Inch	Valve	0	0	0	0	0	0
122	13-10-2025	101-PM-022A Suction line (I/V U/S Flange)	123	"	Flange	0	0	0	0	0	0
123	13-10-2025	101-PM-022A Suction line (I/V D/S Flange)	124	"	Flange	0	0	0	0	0	0
124	13-10-2025	101-PM-022A Suction line (I/V Flange/Bonnet)	125	"	Flange	0	0	0	0	0	0
125	13-10-2025	101-PM-022A Discharge line (I/V Gland)	126	4 Inch	Valve	3.8	0.000020	0.0004991419	3.8	0.000020	0.000491419
126	13-10-2025	101-PM-022A Discharge line (I/V U/S Flange)	127	"	Flange	0	0	0	0	0	0
127	13-10-2025	101-PM-022A Discharge line (I/V D/S Flange)	128	"	Flange	0	0	0	0	0	0
128	13-10-2025	101-PM-022A Discharge line (I/V Flange/Bonnet)	129	"	Flange	0	0	0	0	0	0
129	13-10-2025	101-PM-022A Discharge line (NRV Top Flange)	130	4 Inch	Valve	0	0	0	0	0	0
130	13-10-2025	101-PM-022A Discharge line (I/V U/S Flange)	131	"	Flange	0	0	0	0	0	0
131	13-10-2025	101-PM-022A Discharge line (I/V D/S Flange)	132	"	Flange	0	0	0	0	0	0
132	13-10-2025	101-PM-022A Discharge line drain (I/V Gland)	133	0.5 Inch	Valve	0	0	0	0	0	0
133	13-10-2025	101-PM-022A Discharge line drain (I/V Flange/Bonnet)	134	"	Flange	0	0	0	0	0	0
134	13-10-2025	101-PM-022A Discharge line drain (End Flange)	135	"	Flange	0	0	0	0	0	0
135	13-10-2025	101-PM-022B Suction line (I/V Gland)	136	6 Inch	Valve	0	0	0	0	0	0
136	13-10-2025	101-PM-022B Suction line (I/V U/S Flange)	137	"	Flange	0	0	0	0	0	0
137	13-10-2025	101-PM-022B Suction line (I/V D/S Flange)	138	"	Flange	0	0	0	0	0	0
138	13-10-2025	101-PM-022B Suction line (I/V Flange/Bonnet)	139	"	Flange	0	0	0	0	0	0
139	13-10-2025	101-PM-022B Discharge line (I/V Gland)	140	4 Inch	Valve	0	0	0	0	0	0
140	13-10-2025	101-PM-022B Discharge line (I/V U/S Flange)	141	"	Flange	0	0	0	0	0	0
141	13-10-2025	101-PM-022B Discharge line (I/V D/S Flange)	142	"	Flange	0	0	0	0	0	0
142	13-10-2025	101-PM-022B Discharge line (I/V Flange/Bonnet)	143	"	Flange	0	0	0	0	0	0
143	13-10-2025	101-PM-022B Discharge line (NRV Top Flange)	144	4 Inch	Flange	0	0	0	0	0	0
144	13-10-2025	101-PM-022B Discharge line (I/V U/S Flange)	145	"	Flange	0	0	0	0	0	0
145	13-10-2025	101-PM-022B Discharge line (I/V D/S Flange)	146	"	Flange	0	0	0	0	0	0
146	13-10-2025	101-PM-021A Suction line (I/V Gland)	147	8 Inch	Valve	0	0	0	0	0	0
147	13-10-2025	101-PM-021A Suction line (I/V U/S Flange)	148	"	Flange	0	0	0	0	0	0
148	13-10-2025	101-PM-021A Suction line (I/V D/S Flange)	149	"	Flange	0	0	0	0	0	0
149	13-10-2025	101-PM-021A Suction line (I/V Flange/Bonnet)	150	"	Flange	0	0	0	0	0	0
150	13-10-2025	101-PM-021A Discharge line (I/V Gland)	151	6 Inch	Valve	3851	0.001742	0.04179932	3851	0.001742	0.04179932
151	13-10-2025	101-PM-021A Discharge line (I/V U/S Flange)	152	"	Flange	0	0	0	0	0	0
152	13-10-2025	101-PM-021A Discharge line (I/V D/S Flange)	153	"	Flange	0	0	0	0	0	0
153	13-10-2025	101-PM-021A Discharge line (I/V Flange/Bonnet)	154	"	Flange	0	0	0	0	0	0
154	13-10-2025	101-PM-021A Discharge line (NRV Top Flange)	155	"	Flange	0	0	0	0	0	0
155	13-10-2025	101-PM-021A Discharge line (I/V U/S Flange)	156	"	Flange	0	0	0	0	0	0
156	13-10-2025	101-PM-021A Discharge line (I/V D/S Flange)	157	"	Flange	0	0	0	0	0	0
157	13-10-2025	101-PM-021A Discharge line drain (I/V Gland)	158	0.5 Inch	Valve	0	0	0	0	0	0
158	13-10-2025	101-PM-021A Discharge line drain (I/V Flange/Bonnet)	159	"	Flange	0	0	0	0	0	0
159	13-10-2025	101-PM-021A Discharge line drain (End Flange)	160	"	Flange	0	0	0	0	0	0

Sr.No.	Date	Location	Tag No.	Line Size	Componenet Type	Screening Value (PPM) before Repair	Emission Kg/Hr	Emission Kg/day	Screening Value (PPM) afterRepair	Emission Kg/Hr	Emission Kg/day
160	13-10-2025	101-PM-021B Suction line (I/V Gland)	161	8 Inch	Valve	0	0	0	0	0	0
161	13-10-2025	101-PM-021B Suction line (I/V U/S Flange)	162	"	Flange	0	0	0	0	0	0
162	13-10-2025	101-PM-021B Suction line (I/V D/S Flange)	163	"	Flange	0	0	0	0	0	0
163	13-10-2025	101-PM-021B Suction line (I/V Flange/Bonnet)	164	"	Flange	0	0	0	0	0	0
164	13-10-2025	101-PM-021B Discharge line (I/V Gland)	165	6 Inch	Valve	2191	0.001213	0.029102039	2191	0.001213	0.029102039
165	13-10-2025	101-PM-021B Discharge line (I/V U/S Flange)	166	"	Flange	12	0.000261818	0.006283632	12	0.000261818	0.006283632
166	13-10-2025	101-PM-021B Discharge line (I/V D/S Flange)	167	"	Flange	0	0	0	0	0	0
167	13-10-2025	101-PM-021B Discharge line (I/V Flange/Bonnet)	168	"	Flange	0	0	0	0	0	0
168	13-10-2025	101-PM-021B Discharge line (NRV Top Flange)	169	"	Flange	0	0	0	0	0	0
169	13-10-2025	101-PM-021B Discharge line (I/V U/S Flange)	170	"	Flange	0	0	0	0	0	0
170	13-10-2025	101-PM-021B Discharge line (I/V D/S Flange)	171	"	Flange	0	0	0	0	0	0
171	13-10-2025	101-FV-5802 (C/V Gland)	172	Insulation	Valve	0	0	0	0	0	0
172	13-10-2025	101-FV-5802 U/S line(I/V Gland)	173	"	Valve	12.3	0.000044	0.00104 46	12.3	0.000044	0.001044 6
173	13-10-2025	101-FV-5802 D/S line(I/V Gland)	174	"	Valve	0	0	0	0	0	0
174	13-10-2025	101-FV-5802 Bypass line(I/V Gland)	175	"	Valve	0	0	0	0	0	0
175	13-10-2025	101-PM-019A Suction line (I/V Gland)	176	8 Inch	Valve	0	0	0	0	0	0
176	13-10-2025	101-PM-019A Suction line (I/V U/S Flange)	177	"	Flange	0	0	0	0	0	0
177	13-10-2025	101-PM-019A Suction line (I/V D/S Flange)	178	"	Flange	0	0	0	0	0	0
178	13-10-2025	101-PM-019A Suction line (I/V Flange/Bonnet)	179	"	Flange	0	0	0	0	0	0
179	13-10-2025	101-PM-019A Discharge line (I/V Gland)	180	6 Inch	Valve	0	0	0	0	0	0
180	13-10-2025	101-PM-019A Discharge line (I/V U/S Flange)	181	"	Flange	0	0	0	0	0	0
181	13-10-2025	101-PM-019A Discharge line (I/V D/S Flange)	182	"	Flange	0	0	0	0	0	0
182	13-10-2025	101-PM-019A Discharge line (I/V Flange/Bonnet)	183	"	Flange	0	0	0	0	0	0
183	13-10-2025	101-PM-019A Discharge line (NRV Top Flange)	184	"	Flange	0	0	0	0	0	0
184	13-10-2025	101-PM-019A Discharge line (I/V U/S Flange)	185	"	Flange	0	0	0	0	0	0
185	13-10-2025	101-PM-019A Discharge line (I/V D/S Flange)	186	"	Flange	0	0	0	0	0	0
186	13-10-2025	101-PM-019A Discharge line drain (I/V Gland)	187	0.5 Inch	Valve	0	0	0	0	0	0
187	13-10-2025	101-PM-019A Discharge line drain (I/V Flange/Bonnet)	188	"	Flange	0	0	0	0	0	0
188	13-10-2025	101-PM-019A Discharge line drain (End Flange)	189	"	Flange	0	0	0	0	0	0
189	13-10-2025	101-PM-019B Suction line (I/V Gland)	190	8 Inch	Valve	0	0	0	0	0	0
190	13-10-2025	101-PM-019B Suction line (I/V U/S Flange)	191	"	Flange	0	0	0	0	0	0
191	13-10-2025	101-PM-019B Suction line (I/V D/S Flange)	192	"	Flange	0	0	0	0	0	0
192	13-10-2025	101-PM-019B Suction line (I/V Flange/Bonnet)	193	"	Flange	0	0	0	0	0	0
193	13-10-2025	101-PM-019B Discharge line (I/V Gland)	194	6 Inch	Valve	0	0	0	0	0	0
194	13-10-2025	101-PM-019B Discharge line (I/V U/S Flange)	195	"	Flange	0	0	0	0	0	0
195	13-10-2025	101-PM-019B Discharge line (I/V D/S Flange)	196	"	Flange	0	0	0	0	0	0
196	13-10-2025	101-PM-019B Discharge line (I/V Flange/Bonnet)	197	"	Flange	0	0	0	0	0	0
197	13-10-2025	101-PM-019B Discharge line (NRV Top Flange)	198	"	Flange	0	0	0	0	0	0
198	13-10-2025	101-PM-019B Discharge line (I/V U/S Flange)	199	"	Flange	0	0	0	0	0	0
199	13-10-2025	101-PM-019B Discharge line (I/V D/S Flange)	200	"	Flange	0	0	0	0	0	0

Sr.No.	Date	Location	Tag No.	Line Size	Componenet Type	Screening Value (PPM) before Repair	Emission Kg/Hr	Emission Kg/day	Screening Value (PPM) afterRepair	Emission Kg/Hr	Emission Kg/day
200	13-10-2025	101-PM-019B Discharge line drain (I/V Gland)	201	0.5 Inch	Valve	0	0	0	0	0	0
201	13-10-2025	101-PM-019B Discharge line drain (I/V Flange/Bonnet)	202	"	Flange	0	0	0	0	0	0
202	13-10-2025	101-PM-019B Discharge line drain (End Flange)	203	"	Flange	0	0	0	0	0	0
203	13-10-2025	101-FV-5801 (C/V Gland)	204	4 Inch	Valve	0	0	0	0	0	0
204	13-10-2025	101-FV-5801 (C/V U/S Flange)	205	"	Flange	0	0	0	0	0	0
205	13-10-2025	101-FV-5801 (C/V D/S Flange)	206	"	Flange	0	0	0	0	0	0
206	13-10-2025	101-FV-5801 (C/V Flange/Bonnet)	207	"	Flange	0	0	0	0	0	0
207	13-10-2025	101-FV-5801 U/S line (I/V Gland)	208	6 Inch	Valve	0	0	0	0	0	0
208	13-10-2025	101-FV-5801 U/S line (I/V U/S Flange)	209	"	Flange	0	0	0	0	0	0
209	13-10-2025	101-FV-5801 U/S line (I/V D/S Flange)	210	"	Flange	0	0	0	0	0	0
210	13-10-2025	101-FV-5801 U/S line (I/V Flange/Bonnet)	211	"	Flange	0	0	0	0	0	0
211	13-10-2025	101-FV-5801 D/S line (I/V Gland)	212	"	Valve	0	0	0	0	0	0
212	13-10-2025	101-FV-5801 D/S line (I/V U/S Flange)	213	"	Flange	0	0	0	0	0	0
213	13-10-2025	101-FV-5801 D/S line (I/V D/S Flange)	214	"	Flange	0	0	0	0	0	0
214	13-10-2025	101-FV-5801 D/S line (I/V Flange/Bonnet)	215	"	Flange	0	0	0	0	0	0
215	13-10-2025	101-FV-5801 Bypass line (I/V Gland)	216	4 Inch	Valve	0	0	0	0	0	0
216	13-10-2025	101-FV-5801 Bypass line (I/V U/S Flange)	217	"	Flange	0	0	0	0	0	0
217	13-10-2025	101-FV-5801 Bypass line (I/V D/S Flange)	218	"	Flange	0	0	0	0	0	0
218	13-10-2025	101-FV-5801 Bypass line (I/V Flange/Bonnet)	219	"	Flange	0	0	0	0	0	0
219	13-10-2025	101-FV-5801 Drain line (I/V Gland)	220	0.5 Inch	Valve	0	0	0	0	0	0
220	13-10-2025	101-FV-5801 Drain line (I/V Flange/Bonnet)	221	"	Flange	0	0	0	0	0	0
221	13-10-2025	101-FV-5801 Drain line (End Flange)	222	"	Flange	0	0	0	0	0	0
222	13-10-2025	101-PV-6001B (C/V Gland)	223	3 Inch	Valve	0	0	0	0	0	0
223	13-10-2025	101-PV-6001B (C/V U/S Flange)	224	"	Flange	0	0	0	0	0	0
224	13-10-2025	101-PV-6001B (C/V D/S Flange)	225	"	Flange	0	0	0	0	0	0
225	13-10-2025	101-PV-6001B (C/V Flange/Bonnet)	226	"	Flange	0	0	0	0	0	0
226	13-10-2025	101-PV-6001B U/S line (I/V Gland)	227	"	Valve	0	0	0	0	0	0
227	13-10-2025	101-PV-6001B U/S line (I/V U/S Flange)	228	"	Flange	0	0	0	0	0	0
228	13-10-2025	101-PV-6001B U/S line (I/V D/S Flange)	229	"	Flange	0	0	0	0	0	0
229	13-10-2025	101-PV-6001B U/S line (I/V Flange/Bonnet)	230	"	Flange	0	0	0	0	0	0
230	13-10-2025	101-PV-6001B D/S line (I/V Gland)	231	4 Inch	Valve	0	0	0	0	0	0
231	13-10-2025	101-PV-6001B D/S line (I/V U/S Flange)	232	"	Flange	0	0	0	0	0	0
232	13-10-2025	101-PV-6001B D/S line (I/V D/S Flange)	233	"	Flange	0	0	0	0	0	0
233	13-10-2025	101-PV-6001B D/S line (I/V Flange/Bonnet)	234	"	Flange	0	0	0	0	0	0
234	13-10-2025	101-PV-6001B Bypass line (I/V Gland)	235	3 Inch	Valve	0	0	0	0	0	0
235	13-10-2025	101-PV-6001B Bypass line (I/V U/S Flange)	236	"	Flange	0	0	0	0	0	0
236	13-10-2025	101-PV-6001B Bypass line (I/V D/S Flange)	237	"	Flange	0	0	0	0	0	0
237	13-10-2025	101-PV-6001B Bypass line (I/V Flange/Bonnet)	238	"	Flange	0	0	0	0	0	0
238	13-10-2025	101-PV-6001B U/S drain line (I/V Gland)	239	0.5 Inch	Valve	0	0	0	0	0	0
239	13-10-2025	101-PV-6001B U/S drain line (I/V Flange/Bonnet)	240	"	Flange	0	0	0	0	0	0

Sr.No.	Date	Location	Tag No.	Line Size	Componenet Type	Screening Value (PPM) before Repair	Emission Kg/Hr	Emission Kg/day	Screening Value (PPM) afterRepair	Emission Kg/Hr	Emission Kg/day
240	13-10-2025	101-PV-6001B U/S drain line (End Flange)	241	"	Flange	0	0	0	0	0	0
241	13-10-2025	101-PV-6001B D/S drain line (I/V Gland)	242	"	Valve	0	0	0	0	0	0
242	13-10-2025	101-PV-6001B U/S drain line (I/V Flange/Bonnet)	243	"	Flange	0	0	0	0	0	0
243	13-10-2025	101-PV-6001B U/S drain line (End Flange)	244	"	Flange	0	0	0	0	0	0
244	13-10-2025	101-PM-013 Suction line (I/V Gland)	245	2 Inch	Valve	0	0	0	0	0	0
245	13-10-2025	101-PM-013 Suction line (I/V U/S Flange)	246	"	Flange	0	0	0	0	0	0
246	13-10-2025	101-PM-013 Suction line (I/V D/S Flange)	247	"	Flange	0	0	0	0	0	0
247	13-10-2025	101-PM-013 Suction line (I/V Flange/Bonnet)	248	"	Flange	0	0	0	0	0	0
248	13-10-2025	101-PM-013 Discharge line (I/V Gland)	249	1.5 Inch	Valve	0	0	0	0	0	0
249	13-10-2025	101-PM-013 Discharge line (I/V U/S Flange)	250	"	Flange	0	0	0	0	0	0
250	13-10-2025	101-PM-013 Discharge line (I/V D/S Flange)	251	"	Flange	0	0	0	0	0	0
251	13-10-2025	101-PM-013 Discharge line (I/V Flange/Bonnet)	252	"	Flange	0	0	0	0	0	0
252	13-10-2025	101-PM-013 Discharge line (NRV U/S Flange)	253	"	Flange	0	0	0	0	0	0
253	13-10-2025	101-PM-013 Discharge line (NRV D/S Flange)	254	"	Flange	0	0	0	0	0	0
254	13-10-2025	101-PM-013 Discharge line (NRV Top Flanget)	255	"	Flange	0	0	0	0	0	0
255	14-10-2025	101-PM-009A Suction line (I/V Gland)	256	3 Inch	Valve	0	0	0	0	0	0
256	14-10-2025	101-PM-009A Suction line (I/V U/S Flange)	257	"	Flange	0	0	0	0	0	0
257	14-10-2025	101-PM-009A Suction line (I/V D/S Flange)	258	"	Flange	0	0	0	0	0	0
258	14-10-2025	101-PM-009A Suction line (I/V Flange/Bonnet)	259	"	Flange	0	0	0	0	0	0
259	14-10-2025	101-PM-009A Discharge line (I/V Gland)	260	2 Inch	Valve	0	0	0	0	0	0
260	14-10-2025	101-PM-009A Discharge line (I/V U/S Flange)	261	"	Flange	0	0	0	0	0	0
261	14-10-2025	101-PM-009A Discharge line (I/V D/S Flange)	262	"	Flange	0	0	0	0	0	0
262	14-10-2025	101-PM-009A Discharge line (I/V Flange/Bonnet)	263	"	Flange	0	0	0	0	0	0
263	14-10-2025	101-PM-009A Discharge line (NRV Top Flange)	264	"	Flange	0	0	0	0	0	0
264	14-10-2025	101-PM-009A Discharge line (NRV U/S Flange)	265	"	Flange	0	0	0	0	0	0
265	14-10-2025	101-PM-009A Discharge line (NRV D/S Flange)	266	"	Flange	0	0	0	0	0	0
266	14-10-2025	101-PM-009B Suction line (I/V Gland)	267	3 Inch	Valve	0	0	0	0	0	0
267	14-10-2025	101-PM-009B Suction line (I/V U/S Flange)	268	"	Flange	0	0	0	0	0	0
268	14-10-2025	101-PM-009B Suction line (I/V D/S Flange)	269	"	Flange	0	0	0	0	0	0
269	14-10-2025	101-PM-009B Suction line (I/V Flange/Bonnet)	270	"	Flange	0	0	0	0	0	0
270	14-10-2025	101-PM-009B Discharge line (I/V Gland)	271	2 Inch	Valve	0	0	0	0	0	0
271	14-10-2025	101-PM-009B Discharge line (I/V U/S Flange)	272	"	Flange	0	0	0	0	0	0
272	14-10-2025	101-PM-009B Discharge line (I/V D/S Flange)	273	"	Flange	0	0	0	0	0	0
273	14-10-2025	101-PM-009B Discharge line (I/V Flange/Bonnet)	274	"	Flange	0	0	0	0	0	0
274	14-10-2025	101-PM-009B Discharge line (NRV Top Flange)	275	"	Flange	0	0	0	0	0	0
275	14-10-2025	101-PM-009B Discharge line (NRV U/S Flange)	276	"	Flange	0	0	0	0	0	0
276	14-10-2025	101-PM-009B Discharge line (NRV D/S Flange)	277	"	Flange	0	0	0	0	0	0
277	14-10-2025	101-FV-4801 (C/V Gland)	278	2 Inch	Valve	0	0	0	0	0	0
278	14-10-2025	101-FV-4801 (C/V U/S Flange)	279	"	Flange	0	0	0	0	0	0
279	14-10-2025	101-FV-4801 (C/V D/S Flange)	280	"	Flange	0	0	0	0	0	0

Sr.No.	Date	Location	Tag No.	Line Size	Componenet Type	Screening Value (PPM) before Repair	Emission Kg/Hr	Emission Kg/day	Screening Value (PPM) afterRepair	Emission Kg/Hr	Emission Kg/day
280	14-10-2025	101-FV-4801 (C/V Flange/Bonnet)	281	"	Flange	0	0	0	0	0	0
281	14-10-2025	101-FV-4801 U/S line (I/V Gland)	282	2 Inch	Valve	0	0	0	0	0	0
282	14-10-2025	101-FV-4801 U/S line (I/V U/S Flange)	283	"	Flange	0	0	0	0	0	0
283	14-10-2025	101-FV-4801 U/S line (I/V D/S Flange)	284	"	Flange	0	0	0	0	0	0
284	14-10-2025	101-FV-4801 U/S line (I/V Flange/Bonnet)	285	"	Flange	0	0	0	0	0	0
285	14-10-2025	101-FV-4801 D/S line (I/V Gland)	286	"	Valve	0	0	0	0	0	0
286	14-10-2025	101-FV-4801 D/S line (I/V U/S Flange)	287	"	Flange	0	0	0	0	0	0
287	14-10-2025	101-FV-4801 D/S line (I/V D/S Flange)	288	"	Flange	0	0	0	0	0	0
288	14-10-2025	101-FV-4801 D/S line (I/V Flange/Bonnet)	289	"	Flange	0	0	0	0	0	0
289	14-10-2025	101-FV-4801 Bypass line (I/V Gland)	290	1.5 Inch	Valve	0	0	0	0	0	0
290	14-10-2025	101-FV-4801 Bypass line (I/V U/S Flange)	291	"	Flange	0	0	0	0	0	0
291	14-10-2025	101-FV-4801 Bypass line (I/V D/S Flange)	292	"	Flange	0	0	0	0	0	0
292	14-10-2025	101-FV-4801 Bypass line (I/V Flange/Bonnet)	293	"	Flange	0	0	0	0	0	0
293	14-10-2025	101-FV-4801 U/S drain line (I/V Gland)	294	0.5 Inch	Valve	0	0	0	0	0	0
294	14-10-2025	101-FV-4801 U/S drain line (I/V Flange/Bonnet)	295	"	Flange	0	0	0	0	0	0
295	14-10-2025	101-FV-4801 U/S drain line (End Flange)	296	"	Flange	0	0	0	0	0	0
296	14-10-2025	101-FV-4801 D/S drain line (I/V Gland)	297	0.5 Inch	Valve	0	0	0	0	0	0
297	14-10-2025	101-FV-4801 D/S drain line (I/V Flange/Bonnet)	298	"	Flange	0	0	0	0	0	0
298	14-10-2025	101-FV-4801 D/S drain line (End Flange)	299	"	Flange	0	0	0	0	0	0
299	14-10-2025	101-PM-012A Suction line (I/V Gland)	300	4 Inch	Valve	0	0	0	0	0	0
300	14-10-2025	101-PM-012A Suction line (I/V U/S Flange)	301	"	Flange	0	0	0	0	0	0
301	14-10-2025	101-PM-012A Suction line (I/V D/S Flange)	302	"	Flange	0	0	0	0	0	0
302	14-10-2025	101-PM-012A Suction line (I/V Flange/Bonnet)	303	"	Flange	0	0	0	0	0	0
303	14-10-2025	101-PM-012A Discharge line (I/V Gland)	304	3 Inch	Valve	0	0	0	0	0	0
304	14-10-2025	101-PM-012A Discharge line (I/V U/S Flange)	305	"	Flange	0	0	0	0	0	0
305	14-10-2025	101-PM-012A Discharge line (I/V D/S Flange)	306	"	Flange	0	0	0	0	0	0
306	14-10-2025	101-PM-012A Discharge line (I/V Flange/Bonnet)	307	"	Flange	0	0	0	0	0	0
307	14-10-2025	101-PM-012A Discharge line (NRV Top Flange)	308	"	Flange	0	0	0	0	0	0
308	14-10-2025	101-PM-012A Discharge line (I/V U/S Flange)	309	"	Flange	0	0	0	0	0	0
309	14-10-2025	101-PM-012A Discharge line (I/V D/S Flange)	310	"	Flange	0	0	0	0	0	0
310	14-10-2025	101-PM-012B Suction line (I/V Gland)	311	4 Inch	Valve	0	0	0	0	0	0
311	14-10-2025	101-PM-012B Suction line (I/V U/S Flange)	312	"	Flange	0	0	0	0	0	0
312	14-10-2025	101-PM-012B Suction line (I/V D/S Flange)	313	"	Flange	0	0	0	0	0	0
313	14-10-2025	101-PM-012B Suction line (I/V Flange/Bonnet)	314	"	Flange	0	0	0	0	0	0
314	14-10-2025	101-PM-012B Discharge line (I/V Gland)	315	3 Inch	Valve	0	0	0	0	0	0
315	14-10-2025	101-PM-012B Discharge line (I/V U/S Flange)	316	"	Flange	0	0	0	0	0	0
316	14-10-2025	101-PM-012B Discharge line (I/V D/S Flange)	317	"	Flange	0	0	0	0	0	0
317	14-10-2025	101-PM-012B Discharge line (I/V Flange/Bonnet)	318	"	Flange	0	0	0	0	0	0
318	14-10-2025	101-PM-012B Discharge line (NRV Top Flange)	319	"	Flange	0	0	0	0	0	0
319	14-10-2025	101-PM-012B Discharge line (I/V U/S Flange)	320	"	Flange	0	0	0	0	0	0

Sr.No.	Date	Location	Tag No.	Line Size	Componenet Type	Screening Value (PPM) before Repair	Emission Kg/Hr	Emission Kg/day	Screening Value (PPM) afterRepair	Emission Kg/Hr	Emission Kg/day
320	14-10-2025	101-PM-012B Discharge line (I/V D/S Flange)	321	"	Flange	0	0	0	0	0	0
321	14-10-2025	101-FV-4502 (C/V Gland)	322	3 Inch	Valve	0	0	0	0	0	0
322	14-10-2025	101-FV-4502 (C/V U/S Flange)	323	"	Flange	0	0	0	0	0	0
323	14-10-2025	101-FV-4502 (C/V D/S Flange)	324	"	Flange	0	0	0	0	0	0
324	14-10-2025	101-FV-4502 (C/V Flange/Bonnet)	325	"	Flange	0	0	0	0	0	0
325	14-10-2025	101-FV-4502 U/S line (I/V Gland)	326	"	Valve	0	0	0	0	0	0
326	14-10-2025	101-FV-4502 U/S line (I/V Flange/Bonnet)	327	"	Flange	0	0	0	0	0	0
327	14-10-2025	101-FV-4502 D/S line (I/V Gland)	328	"	Valve	0	0	0	0	0	0
328	14-10-2025	101-FV-4502 D/S line (I/V Flange/Bonnet)	329	"	Flange	0	0	0	0	0	0
329	14-10-2025	101-FV-4502 Bypass line (I/V Gland)	330	2 Inch	Valve	0	0	0	0	0	0
330	14-10-2025	101-FV-4502 Bypass line (I/V Flange/Bonnet)	331	"	Flange	0	0	0	0	0	0
331	14-10-2025	101-FV-4502 U/S drain line (I/V Gland)	332	0.5 Inch	Valve	0	0	0	0	0	0
332	14-10-2025	101-FV-4502 U/S drain line (I/V Flange/Bonnet)	333	"	Flange	0	0	0	0	0	0
333	14-10-2025	101-FV-4502 U/S drain line (End Flange)	334	"	Flange	0	0	0	0	0	0
334	14-10-2025	101-FV-4502 D/S drain line (I/V Gland)	335	"	Valve	0	0	0	0	0	0
335	14-10-2025	101-FV-4502 D/S drain line (I/V Flange/Bonnet)	336	"	Flange	0	0	0	0	0	0
336	14-10-2025	101-FV-4502 D/S drain line (End Flange)	337	"	Flange	0	0	0	0	0	0
337	14-10-2025	101-FV-4003 (C/V Gland)	338	Insulation	Valve	0	0	0	0	0	0
338	14-10-2025	101-FV-4003 U/S line (I/V Gland)	339	"	Valve	0	0	0	0	0	0
339	14-10-2025	101-FV-4003 D/S line (I/V Gland)	340	"	Valve	0	0	0	0	0	0
340	14-10-2025	101-FV-4003 Bypass line (I/V Gland)	341	"	Valve	0	0	0	0	0	0
341	14-10-2025	101-PM-016A Suction line (I/V Gland)	342	6 Inch	Valve	0	0	0	0	0	0
342	14-10-2025	101-PM-016A Suction line (I/V U/S Flange)	343	"	Flange	0	0	0	0	0	0
343	14-10-2025	101-PM-016A Suction line (I/V D/S Flange)	344	"	Flange	0	0	0	0	0	0
344	14-10-2025	101-PM-016A Suction line (I/V Flange/Bonnet)	345	"	Flange	0	0	0	0	0	0
345	14-10-2025	101-PM-016A Discharge line (I/V Gland)	346	4 Inch	Valve	0	0	0	0	0	0
346	14-10-2025	101-PM-016A Discharge line (I/V U/S Flange)	347	"	Flange	0	0	0	0	0	0
347	14-10-2025	101-PM-016A Discharge line (I/V D/S Flange)	348	"	Flange	0	0	0	0	0	0
348	14-10-2025	101-PM-016A Discharge line (I/V Flange/Bonnet)	349	"	Flange	0	0	0	0	0	0
349	14-10-2025	101-PM-016A Discharge line (NRV Top Flange)	350	"	Flange	0	0	0	0	0	0
350	14-10-2025	101-PM-016A Discharge line (I/V U/S Flange)	351	"	Flange	0	0	0	0	0	0
351	14-10-2025	101-PM-016A Discharge line (I/V D/S Flange)	352	"	Flange	0	0	0	0	0	0
352	14-10-2025	101-PM-016B Suction line (I/V Gland)	353	6 Inch	Valve	0	0	0	0	0	0
353	14-10-2025	101-PM-016B Suction line (I/V U/S Flange)	354	"	Flange	0	0	0	0	0	0
354	14-10-2025	101-PM-016B Suction line (I/V D/S Flange)	355	"	Flange	0	0	0	0	0	0
355	14-10-2025	101-PM-016B Suction line (I/V Flange/Bonnet)	356	"	Flange	0	0	0	0	0	0
356	14-10-2025	101-PM-016B Discharge line (I/V Gland)	357	4 Inch	Valve	0	0	0	0	0	0
357	14-10-2025	101-PM-016B Discharge line (I/V U/S Flange)	358	"	Flange	0	0	0	0	0	0
358	14-10-2025	101-PM-016B Discharge line (I/V D/S Flange)	359	"	Flange	0	0	0	0	0	0
359	14-10-2025	101-PM-016B Discharge line (I/V Flange/Bonnet)	360	"	Flange	0	0	0	0	0	0

Sr.No.	Date	Location	Tag No.	Line Size	Componenet Type	Screening Value (PPM) before Repair	Emission Kg/Hr	Emission Kg/day	Screening Value (PPM) afterRepair	Emission Kg/Hr	Emission Kg/day
360	14-10-2025	101-PM-016B Discharge line (NRV Top Flange)	361	"	Flange	0	0	0	0	0	0
361	14-10-2025	101-PM-016B Discharge line (I/V U/S Flange)	362	"	Flange	0	0	0	0	0	0
362	14-10-2025	101-PM-016B Discharge line (I/V D/S Flange)	363	"	Flange	0	0	0	0	0	0
363	14-10-2025	101-PM-017A Suction line (I/V Gland)	364	6 Inch	Valve	0	0	0	0	0	0
364	14-10-2025	101-PM-017A Suction line (I/V U/S Flange)	365	"	Flange	0	0	0	0	0	0
365	14-10-2025	101-PM-017A Suction line (I/V D/S Flange)	366	"	Flange	0	0	0	0	0	0
366	14-10-2025	101-PM-017A Suction line (I/V Flange/Bonnet)	367	"	Flange	0	0	0	0	0	0
367	14-10-2025	101-PM-017A Discharge line (I/V Gland)	368	4 Inch	Valve	0	0	0	0	0	0
368	14-10-2025	101-PM-017A Discharge line (I/V U/S Flange)	369	"	Flange	0	0	0	0	0	0
369	14-10-2025	101-PM-017A Discharge line (I/V D/S Flange)	370	"	Flange	0	0	0	0	0	0
370	14-10-2025	101-PM-017A Discharge line (I/V Flange/Bonnet)	371	"	Flange	0	0	0	0	0	0
371	14-10-2025	101-PM-017A Discharge line (NRV Top Flange)	372	"	Flange	0	0	0	0	0	0
372	14-10-2025	101-PM-017A Discharge line (I/V U/S Flange)	373	"	Flange	0	0	0	0	0	0
373	14-10-2025	101-PM-017A Discharge line (I/V D/S Flange)	374	"	Flange	0	0	0	0	0	0
374	14-10-2025	101-PM-017B Suction line (I/V Gland)	375	6 Inch	Valve	0	0	0	0	0	0
375	14-10-2025	101-PM-017B Suction line (I/V U/S Flange)	376	"	Flange	0	0	0	0	0	0
376	14-10-2025	101-PM-017B Suction line (I/V D/S Flange)	377	"	Flange	0	0	0	0	0	0
377	14-10-2025	101-PM-017B Suction line (I/V Flange/Bonnet)	378	"	Flange	0	0	0	0	0	0
378	14-10-2025	101-PM-017B Discharge line (I/V Gland)	379	4 Inch	Valve	0	0	0	0	0	0
379	14-10-2025	101-PM-017B Discharge line (I/V U/S Flange)	380	"	Flange	0	0	0	0	0	0
380	14-10-2025	101-PM-017B Discharge line (I/V D/S Flange)	381	"	Flange	0	0	0	0	0	0
381	14-10-2025	101-PM-017B Discharge line (I/V Flange/Bonnet)	382	"	Flange	0	0	0	0	0	0
382	14-10-2025	101-PM-017B Discharge line (NRV Top Flange)	383	"	Flange	0	0	0	0	0	0
383	14-10-2025	101-PM-017B Discharge line (I/V U/S Flange)	384	"	Flange	0	0	0	0	0	0
384	14-10-2025	101-PM-017B Discharge line (I/V D/S Flange)	385	"	Flange	0	0	0	0	0	0
385	14-10-2025	101-PM-020A Suction line (I/V Gland)	386	8 Inch	Valve	0	0	0	0	0	0
386	14-10-2025	101-PM-020A Suction line (I/V U/S Flange)	387	"	Flange	0	0	0	0	0	0
387	14-10-2025	101-PM-020A Suction line (I/V D/S Flange)	388	"	Flange	0	0	0	0	0	0
388	14-10-2025	101-PM-020A Suction line (I/V Flange/Bonnet)	389	"	Flange	0	0	0	0	0	0
389	14-10-2025	101-PM-020A Discharge line (I/V Gland)	390	6 Inch	Valve	0	0	0	0	0	0
390	14-10-2025	101-PM-020A Discharge line (I/V U/S Flange)	391	"	Flange	0	0	0	0	0	0
391	14-10-2025	101-PM-020A Discharge line (I/V D/S Flange)	392	"	Flange	0	0	0	0	0	0
392	14-10-2025	101-PM-020A Discharge line (I/V Flange/Bonnet)	393	"	Flange	0	0	0	0	0	0
393	14-10-2025	101-PM-020A Discharge line (NRV Top Flange)	394	"	Flange	0	0	0	0	0	0
394	14-10-2025	101-PM-020A Discharge line (I/V U/S Flange)	395	"	Flange	0	0	0	0	0	0
395	14-10-2025	101-PM-020A Discharge line (I/V D/S Flange)	396	"	Flange	0	0	0	0	0	0
396	14-10-2025	101-PM-020B Suction line (I/V Gland)	397	8 Inch	Valve	0	0	0	0	0	0
397	14-10-2025	101-PM-020B Suction line (I/V U/S Flange)	398	"	Flange	0	0	0	0	0	0
398	14-10-2025	101-PM-020B Suction line (I/V D/S Flange)	399	"	Flange	0	0	0	0	0	0
399	14-10-2025	101-PM-020B Suction line (I/V Flange/Bonnet)	400	"	Flange	0	0	0	0	0	0

Sr.No.	Date	Location	Tag No.	Line Size	Componenet Type	Screening Value (PPM) before Repair	Emission Kg/Hr	Emission Kg/day	Screening Value (PPM) afterRepair	Emission Kg/Hr	Emission Kg/day
400	14-10-2025	101-PM-020B Discharge line (I/V Gland)	401	6 Inch	Valve	0	0	0	0	0	0
401	14-10-2025	101-PM-020B Discharge line (I/V U/S Flange)	402	"	Flange	0	0	0	0	0	0
402	14-10-2025	101-PM-020B Discharge line (I/V D/S Flange)	403	"	Flange	0	0	0	0	0	0
403	14-10-2025	101-PM-020B Discharge line (I/V Flange/Bonnet)	404	"	Flange	0	0	0	0	0	0
404	14-10-2025	101-PM-020B Discharge line (NRV Top Flange)	405	"	Flange	0	0	0	0	0	0
405	14-10-2025	101-PM-020B Discharge line (I/V U/S Flange)	406	"	Flange	0	0	0	0	0	0
406	14-10-2025	101-PM-020B Discharge line (I/V D/S Flange)	407	"	Flange	0	0	0	0	0	0
407	14-10-2025	101-FV-5001 (C/V Gland)	408	6 Inch	Valve	0	0	0	0	0	0
408	14-10-2025	101-FV-5001 (C/V U/S Flange)	409	"	Flange	0	0	0	0	0	0
409	14-10-2025	101-FV-5001 (C/V D/S Flange)	410	"	Flange	0	0	0	0	0	0
410	14-10-2025	101-FV-5001 (C/V Flange/Bonnet)	411	"	Flange	0	0	0	0	0	0
411	14-10-2025	101-FV-5001 U/S line (I/V Gland)	412	8 Inch	Valve	0	0	0	0	0	0
412	14-10-2025	101-FV-5001 U/S line (I/V U/S Flange)	413	"	Flange	0	0	0	0	0	0
413	14-10-2025	101-FV-5001 U/S line (I/V D/S Flange)	414	"	Flange	0	0	0	0	0	0
414	14-10-2025	101-FV-5001 U/S line (I/V Flange/Bonnet)	415	"	Flange	0	0	0	0	0	0
415	14-10-2025	101-FV-5001 D/S line (I/V Gland)	416	"	Valve	0	0	0	0	0	0
416	14-10-2025	101-FV-5001 D/S line (I/V U/S Flange)	417	"	Flange	0	0	0	0	0	0
417	14-10-2025	101-FV-5001 D/S line (I/V D/S Flange)	418	"	Flange	0	0	0	0	0	0
418	14-10-2025	101-FV-5001 D/S line (I/V Flange/Bonnet)	419	"	Flange	0	0	0	0	0	0
419	14-10-2025	101-FV-5001 Bypass line (I/V Gland)	420	6 Inch	Valve	0	0	0	0	0	0
420	14-10-2025	101-FV-5001 Bypass line (I/V U/S Flange)	421	"	Flange	0	0	0	0	0	0
421	14-10-2025	101-FV-5001 Bypass line (I/V D/S Flange)	422	"	Flange	0	0	0	0	0	0
422	14-10-2025	101-FV-5001 Bypass line (I/V Flange/Bonnet)	423	"	Flange	0	0	0	0	0	0
423	14-10-2025	101-FV-5001 U/S drain line (I/V Gland)	424	0.5 Inch	Valve	0	0	0	0	0	0
424	14-10-2025	101-FV-5001 U/S drain line (I/V Flange/Bonnet)	425	"	Flange	0	0	0	0	0	0
425	14-10-2025	101-FV-5001 U/S drain line (End Flange)	426	"	Flange	0	0	0	0	0	0
426	14-10-2025	101-FV-5001 D/S drain line (I/V Gland)	427	"	Valve	0	0	0	0	0	0
427	14-10-2025	101-FV-5001 D/S drain line (I/V Flange/Bonnet)	428	"	Flange	0	0	0	0	0	0
428	14-10-2025	101-FV-5001 D/S drain line (End Flange)	429	"	Flange	0	0	0	0	0	0
429	14-10-2025	101-PSV-6502A (PSV Top Flange)	430	1.5 Inch	Flange	0	0	0	0	0	0
430	14-10-2025	101-PSV-6502A (PSV U/S Flange)	431	"	Flange	0	0	0	0	0	0
431	14-10-2025	101-PSV-6502A (PSV D/S Flange)	432	"	Flange	0	0	0	0	0	0
432	14-10-2025	101-PSV-6502A U/S line (I/V Gland)	433	3 Inch	Valve	0	0	0	0	0	0
433	14-10-2025	101-PSV-6502A U/S line (I/V U/S Flange)	434	"	Flange	0	0	0	0	0	0
434	14-10-2025	101-PSV-6502A U/S line (I/V D/S Flange)	435	"	Flange	0	0	0	0	0	0
435	14-10-2025	101-PSV-6502A U/S line (I/V Flange/Bonnet)	436	"	Flange	0	0	0	0	0	0
436	14-10-2025	101-PSV-6502A D/S line (I/V Gland)	437	6 Inch	Valve	0	0	0	0	0	0
437	14-10-2025	101-PSV-6502A D/S line (I/V U/S Flange)	438	"	Flange	0	0	0	0	0	0
438	14-10-2025	101-PSV-6502A D/S line (I/V D/S Flange)	439	"	Flange	0	0	0	0	0	0
439	14-10-2025	101-PSV-6502A D/S line (I/V Flange/Bonnet)	440	"	Flange	0	0	0	0	0	0

Sr.No.	Date	Location	Tag No.	Line Size	Componenet Type	Screening Value (PPM) before Repair	Emission Kg/Hr	Emission Kg/day	Screening Value (PPM) afterRepair	Emission Kg/Hr	Emission Kg/day
440	14-10-2025	101-PSV-6502A Bypass line (N) (I/V Gland)	441	2 Inch	Valve	0	0	0	0	0	0
441	14-10-2025	101-PSV-6502A Bypass line (N) (I/V U/S Flange)	442	"	Flange	0	0	0	0	0	0
442	14-10-2025	101-PSV-6502A Bypass line (N) (I/V D/S Flange)	443	"	Flange	0	0	0	0	0	0
443	14-10-2025	101-PSV-6502A Bypass line (N) (I/V Flange/Bonnet)	444	"	Flange	0	0	0	0	0	0
444	14-10-2025	101-PSV-6502A Bypass line (S) (I/V Gland)	445	"	Valve	0	0	0	0	0	0
445	14-10-2025	101-PSV-6502A Bypass line (S) (I/V U/S Flange)	446	"	Flange	0	0	0	0	0	0
446	14-10-2025	101-PSV-6502A Bypass line (S) (I/V D/S Flange)	447	"	Flange	0	0	0	0	0	0
447	14-10-2025	101-PSV-6502A Bypass line (S) (I/V Flange/Bonnet)	448	"	Flange	0	0	0	0	0	0
448	14-10-2025	101-PSV-6502A U/S line drain (I/V Gland)	449	0.5 Inch	Valve	0	0	0	0	0	0
449	14-10-2025	101-PSV-6502A U/S line drain (I/V Flange/Bonnet)	450	"	Flange	0	0	0	0	0	0
450	14-10-2025	101-PSV-6502A U/S line drain (End Flange)	451	"	Flange	0	0	0	0	0	0
451	14-10-2025	101-PSV-6502A D/S line drain (I/V Gland)	452	"	Valve	0	0	0	0	0	0
452	14-10-2025	101-PSV-6502A D/S line drain (I/V Flange/Bonnet)	453	"	Flange	0	0	0	0	0	0
453	14-10-2025	101-PSV-6502A D/S line drain (End Flange)	454	"	Flange	0	0	0	0	0	0
454	14-10-2025	101-PSV-6502B (PSV Top Flange)	455	1.5 Inch	Flange	0	0	0	0	0	0
455	14-10-2025	101-PSV-6502B (PSV U/S Flange)	456	"	Flange	0	0	0	0	0	0
456	14-10-2025	101-PSV-6502B (PSV D/S Flange)	457	"	Flange	0	0	0	0	0	0
457	14-10-2025	101-PSV-6502B U/S line (I/V Gland)	458	3 Inch	Valve	0	0	0	0	0	0
458	14-10-2025	101-PSV-6502B U/S line (I/V U/S Flange)	459	"	Flange	0	0	0	0	0	0
459	14-10-2025	101-PSV-6502B U/S line (I/V D/S Flange)	460	"	Flange	0	0	0	0	0	0
460	14-10-2025	101-PSV-6502B U/S line (I/V Flange/Bonnet)	461	"	Flange	0	0	0	0	0	0
461	14-10-2025	101-PSV-6502B D/S line (I/V Gland)	462	6 Inch	Valve	0	0	0	0	0	0
462	14-10-2025	101-PSV-6502B D/S line (I/V U/S Flange)	463	"	Flange	0	0	0	0	0	0
463	14-10-2025	101-PSV-6502B D/S line (I/V D/S Flange)	464	"	Flange	0	0	0	0	0	0
464	14-10-2025	101-PSV-6502B D/S line (I/V Flange/Bonnet)	465	"	Flange	0	0	0	0	0	0
465	14-10-2025	101-PSV-6502B U/S line drain (I/V Gland)	466	0.5 Inch	Valve	0	0	0	0	0	0
466	14-10-2025	101-PSV-6502B U/S line drain (I/V Flange/Bonnet)	467	"	Flange	0	0	0	0	0	0
467	14-10-2025	101-PSV-6502B U/S line drain (End Flange)	468	"	Flange	0	0	0	0	0	0
468	14-10-2025	101-PSV-6502B D/S line drain (I/V Gland)	469	"	Valve	0	0	0	0	0	0
469	14-10-2025	101-PSV-6502B D/S line drain (I/V Flange/Bonnet)	470	"	Flange	0	0	0	0	0	0
470	14-10-2025	101-PSV-6502B D/S line drain (End Flange)	471	"	Flange	0	0	0	0	0	0
471	14-10-2025	101-PSV-6501A (PSV Top Flange)	472	1.5 Inch	Flange	0	0	0	0	0	0
472	14-10-2025	101-PSV-6501A (PSV U/S Flange)	473	"	Flange	0	0	0	0	0	0
473	14-10-2025	101-PSV-6501A (PSV D/S Flange)	474	"	Flange	0	0	0	0	0	0
474	14-10-2025	101-PSV-6501A U/S line (I/V Gland)	475	3 Inch	Valve	0	0	0	0	0	0
475	14-10-2025	101-PSV-6501A U/S line (I/V U/S Flange)	476	"	Flange	0	0	0	0	0	0
476	14-10-2025	101-PSV-6501A U/S line (I/V D/S Flange)	477	"	Flange	0	0	0	0	0	0
477	14-10-2025	101-PSV-6501A U/S line (I/V Flange/Bonnet)	478	"	Flange	0	0	0	0	0	0
478	14-10-2025	101-PSV-6501A D/S line (I/V Gland)	479	4 Inch	Valve	0	0	0	0	0	0
479	14-10-2025	101-PSV-6501A D/S line (I/V U/S Flange)	480	"	Flange	0	0	0	0	0	0

Sr.No.	Date	Location	Tag No.	Line Size	Componenet Type	Screening Value (PPM) before Repair	Emission Kg/Hr	Emission Kg/day	Screening Value (PPM) afterRepair	Emission Kg/Hr	Emission Kg/day
480	14-10-2025	101-PSV-6501A D/S line (I/V D/S Flange)	481	"	Flange	0	0	0	0	0	0
481	14-10-2025	101-PSV-6501A D/S line (I/V Flange/Bonnet)	482	"	Flange	0	0	0	0	0	0
482	14-10-2025	101-PSV-6501A Bypass line (N) (I/V Gland)	483	2 Inch	Valve	0	0	0	0	0	0
483	14-10-2025	101-PSV-6501A Bypass line (N) (I/V U/S Flange)	484	"	Flange	0	0	0	0	0	0
484	14-10-2025	101-PSV-6501A Bypass line (N) (I/V D/S Flange)	485	"	Flange	0	0	0	0	0	0
485	14-10-2025	101-PSV-6501A Bypass line (N) (I/V Flange/Bonnet)	486	"	Flange	0	0	0	0	0	0
486	14-10-2025	101-PSV-6501A Bypass line (S) (I/V Gland)	487	"	Valve	0	0	0	0	0	0
487	14-10-2025	101-PSV-6501A Bypass line (S) (I/V U/S Flange)	488	"	Flange	0	0	0	0	0	0
488	14-10-2025	101-PSV-6501A Bypass line (S) (I/V D/S Flange)	489	"	Flange	0	0	0	0	0	0
489	14-10-2025	101-PSV-6501A Bypass line (S) (I/V Flange/Bonnet)	490	"	Flange	0	0	0	0	0	0
490	14-10-2025	101-PSV-6501A U/S line drain (I/V Gland)	491	0.5 Inch	Valve	0	0	0	0	0	0
491	14-10-2025	101-PSV-6501A U/S line drain (I/V Flange/Bonnet)	492	"	Flange	0	0	0	0	0	0
492	14-10-2025	101-PSV-6501A U/S line drain (End Flange)	493	"	Flange	0	0	0	0	0	0
493	14-10-2025	101-PSV-6501A D/S line drain (I/V Gland)	494	"	Valve	0	0	0	0	0	0
494	14-10-2025	101-PSV-6501A D/S line drain (I/V Flange/Bonnet)	495	"	Flange	0	0	0	0	0	0
495	14-10-2025	101-PSV-6501A D/S line drain (End Flange)	496	"	Flange	0	0	0	0	0	0
496	14-10-2025	101-PSV-6501B (PSV Top Flange)	497	1.5 Inch	Flange	0	0	0	0	0	0
497	14-10-2025	101-PSV-6501B (PSV U/S Flange)	498	"	Flange	0	0	0	0	0	0
498	14-10-2025	101-PSV-6501B (PSV D/S Flange)	499	"	Flange	0	0	0	0	0	0
499	14-10-2025	101-PSV-6501B U/S line (I/V Gland)	500	3 Inch	Valve	0	0	0	0	0	0
500	14-10-2025	101-PSV-6501B U/S line (I/V U/S Flange)	501	"	Flange	0	0	0	0	0	0
501	14-10-2025	101-PSV-6501B U/S line (I/V D/S Flange)	502	"	Flange	0	0	0	0	0	0
502	14-10-2025	101-PSV-6501B U/S line (I/V Flange/Bonnet)	503	"	Flange	0	0	0	0	0	0
503	14-10-2025	101-PSV-6501B D/S line (I/V Gland)	504	4 Inch	Valve	0	0	0	0	0	0
504	14-10-2025	101-PSV-6501B D/S line (I/V U/S Flange)	505	"	Flange	0	0	0	0	0	0
505	14-10-2025	101-PSV-6501B D/S line (I/V D/S Flange)	506	"	Flange	0	0	0	0	0	0
506	14-10-2025	101-PSV-6501B D/S line (I/V Flange/Bonnet)	507	"	Flange	0	0	0	0	0	0

Sr.No.	Date	Location	Tag No.	Line Size	Componenet Type	Screening Value (PPM) before Repair	Emission Kg/Hr	Emission Kg/day	Screening Value (PPM) afterRepair	Emission Kg/Hr	Emission Kg/day
DCU-1											
1	16-10-2025	14-PSV-1104 (PSV Top Flange)	1	3 Inch	Flange	0	0	0	0	0	0
2	16-10-2025	14-PSV-1104 (PSV U/S Flange)	2	"	Flange	0	0	0	0	0	0
3	16-10-2025	14-PSV-1104 (PSV D/S Flange)	3	"	Flange	0	0	0	0	0	0
4	16-10-2025	14-PSV-1104 U/S line(I/V Gland)	4	"	Valve	0	0	0	0	0	0
5	16-10-2025	14-PSV-1104 U/S line(I/V U/S Flange)	5	"	Flange	0	0	0	0	0	0
6	16-10-2025	14-PSV-1104 U/S line(I/V D/S Flange)	6	"	Flange	0	0	0	0	0	0
7	16-10-2025	14-PSV-1104 U/S line(I/V Flange/Bonnet)	7	"	Flange	0	0	0	0	0	0
8	16-10-2025	14-PSV-1104 D/S line(I/V Gland)	8	"	Valve	0	0	0	0	0	0
9	16-10-2025	14-PSV-1104 D/S line(I/V U/S Flange)	9	"	Flange	0	0	0	0	0	0
10	16-10-2025	14-PSV-1104 D/S line(I/V D/S Flange)	10	"	Flange	0	0	0	0	0	0
11	16-10-2025	14-PSV-1104 D/S line(I/V Flange/Bonnet)	11	"	Flange	0	0	0	0	0	0
12	16-10-2025	14-PSV-1103 (PSV Top Flange)	12	3 Inch	Flange	0	0	0	0	0	0
13	16-10-2025	14-PSV-1103 (PSV U/S Flange)	13	"	Flange	0	0	0	0	0	0
14	16-10-2025	14-PSV-1103 (PSV D/S Flange)	14	"	Flange	0	0	0	0	0	0
15	16-10-2025	14-PSV-1103 U/S line(I/V Gland)	15	"	Valve	0	0	0	0	0	0
16	16-10-2025	14-PSV-1103 U/S line(I/V U/S Flange)	16	"	Flange	0	0	0	0	0	0
17	16-10-2025	14-PSV-1103 U/S line(I/V D/S Flange)	17	"	Flange	0	0	0	0	0	0
18	16-10-2025	14-PSV-1103 U/S line(I/V Flange/Bonnet)	18	"	Flange	0	0	0	0	0	0
19	16-10-2025	14-PSV-1103 D/S line (I/V Gland)	19	"	Valve	0	0	0	0	0	0
20	16-10-2025	14-PSV-1103 D/S line (I/V U/S Flange)	20	"	Flange	0	0	0	0	0	0
21	16-10-2025	14-PSV-1103 D/S line (I/V D/S Flange)	21	"	Flange	0	0	0	0	0	0
22	16-10-2025	14-PSV-1103 D/S line (I/V Flange/Bonnet)	22	"	Flange	0	0	0	0	0	0
23	16-10-2025	PSV-1103/1104 Common bypass line (I/V Gland)	23	2 Inch	Valve	0	0	0	0	0	0
24	16-10-2025	PSV-1103/1104 Common bypass line (I/V U/S Flange)	24	"	Flange	0	0	0	0	0	0
25	16-10-2025	PSV-1103/1104 Common bypass line (I/V D/S Flange)	25	"	Flange	0	0	0	0	0	0
26	16-10-2025	PSV-1103/1104 Common bypass line (I/V Flange/Bonnet)	26	"	Flange	0	0	0	0	0	0
27	16-10-2025	14-PSV-1401 (PSV Top Flange)	27	3 Inch	Flange	0	0	0	0	0	0
28	16-10-2025	14-PSV-1401 (PSV U/S Flange)	28	"	Flange	0	0	0	0	0	0
29	16-10-2025	14-PSV-1401 (PSV D/S Flange)	29	"	Flange	0	0	0	0	0	0
30	16-10-2025	14-PSV-1401 U/S line(I/V Gland)	30	"	Valve	0	0	0	0	0	0
31	16-10-2025	14-PSV-1401 U/S line(I/V U/S Flange)	31	"	Flange	0	0	0	0	0	0
32	16-10-2025	14-PSV-1401 U/S line(I/V D/S Flange)	32	"	Flange	0	0	0	0	0	0
33	16-10-2025	14-PSV-1401 U/S line(I/V Flange/Bonnet)	33	"	Flange	0	0	0	0	0	0
34	16-10-2025	14-PSV-1401 D/S line(I/V Gland)	34	"	Valve	0	0	0	0	0	0
35	16-10-2025	14-PSV-1401 D/S line(I/V U/S Flange)	35	"	Flange	0	0	0	0	0	0
36	16-10-2025	14-PSV-1401 D/S line(I/V D/S Flange)	36	"	Flange	0	0	0	0	0	0
37	16-10-2025	14-PSV-1401 D/S line(I/V Flange/Bonnet)	37	"	Flange	0	0	0	0	0	0
38	16-10-2025	14-PSV-1402 (PSV Top Flange)	38	3 Inch	Flange	0	0	0	0	0	0
39	16-10-2025	14-PSV-1402 (PSV U/S Flange)	39	"	Flange	0	0	0	0	0	0

Sr.No.	Date	Location	Tag No.	Line Size	Componenet Type	Screening Value (PPM) before Repair	Emission Kg/Hr	Emission Kg/day	Screening Value (PPM) afterRepair	Emission Kg/Hr	Emission Kg/day
40	16-10-2025	14-PSV-1402 (PSV D/S Flange)	40	"	Flange	0	0	0	0	0	0
41	16-10-2025	14-PSV-1402 U/S line(I/V Gland)	41	"	Valve	0	0	0	0	0	0
42	16-10-2025	14-PSV-1402 U/S line(I/V U/S Flange)	42	"	Flange	0	0	0	0	0	0
43	16-10-2025	14-PSV-1402 U/S line(I/V D/S Flange)	43	"	Flange	0	0	0	0	0	0
44	16-10-2025	14-PSV-1402 U/S line(I/V Flange/Bonnet)	44	"	Flange	0	0	0	0	0	0
45	16-10-2025	14-PSV-1402 D/S line (I/V Gland)	45	4 Inch	Valve	0	0	0	0	0	0
46	16-10-2025	14-PSV-1402 D/S line (I/V U/S Flange)	46	"	Flange	0	0	0	0	0	0
47	16-10-2025	14-PSV-1402 D/S line (I/V D/S Flange)	47	"	Flange	0	0	0	0	0	0
48	16-10-2025	14-PSV-1402 D/S line (I/V Flange/Bonnet)	48	"	Flange	0	0	0	0	0	0
49	16-10-2025	PSV-1401/1402 Common bypass line lower (I/V Gland)	49	2 Inch	Valve	0	0	0	0	0	0
50	16-10-2025	PSV-1401/1402 Common bypass line lower (I/V U/S Flange)	50	"	Flange	0	0	0	0	0	0
51	16-10-2025	PSV-1401/1402 Common bypass line lowere (I/V D/S Flange)	51	"	Flange	0	0	0	0	0	0
52	16-10-2025	PSV-1401/1402 Common bypass line lower (I/V Flange/Bonnet)	52	"	Flange	0	0	0	0	0	0
53	16-10-2025	PSV-1401/1402 Common bypass line upper (I/V Gland)	53	2 Inch	Valve	0	0	0	0	0	0
54	16-10-2025	PSV-1401/1402 Common bypass line upper (I/V U/S Flange)	54	"	Flange	0	0	0	0	0	0
55	16-10-2025	PSV-1401/1402 Common bypass line upper (I/V D/S Flange)	55	"	Flange	0	0	0	0	0	0
56	16-10-2025	PSV-1401/1402 Common bypass line upper (I/V Flange/Bonnet)	56	"	Flange	0	0	0	0	0	0
57	16-10-2025	14-PSV-1101 (PSV Top Flange)	57	6 Inch	Flange	0	0	0	0	0	0
58	16-10-2025	14-PSV-1101 (PSV U/S Flange)	58	"	Flange	0	0	0	0	0	0
59	16-10-2025	14-PSV-1101 (PSV D/S Flange)	59	"	Flange	0	0	0	0	0	0
60	16-10-2025	14-PSV-1101 U/S line(I/V Gland)	60	"	Valve	0	0	0	0	0	0
61	16-10-2025	14-PSV-1101 U/S line(I/V U/S Flange)	61	"	Flange	0	0	0	0	0	0
62	16-10-2025	14-PSV-1101 U/S line(I/V D/S Flange)	62	"	Flange	0	0	0	0	0	0
63	16-10-2025	14-PSV-1101 U/S line(I/V Flange/Bonnet)	63	"	Flange	0	0	0	0	0	0
64	16-10-2025	14-PSV-1101 D/S line (I/V Gland)	64	"	Valve	0	0	0	0	0	0
65	16-10-2025	14-PSV-1101 D/S line (I/V U/S Flange)	65	"	Flange	0	0	0	0	0	0
66	16-10-2025	14-PSV-1101 D/S line (I/V D/S Flange)	66	"	Flange	0	0	0	0	0	0
67	16-10-2025	14-PSV-1101 D/S line (I/V Flange/Bonnet)	67	"	Flange	0	0	0	0	0	0
68	16-10-2025	14-PSV-1102 (PSV Top Flange)	68	6 Inch	Flange	0	0	0	0	0	0
69	16-10-2025	14-PSV-1102 (PSV U/S Flange)	69	"	Flange	0	0	0	0	0	0
70	16-10-2025	14-PSV-1102 (PSV D/S Flange)	70	"	Flange	0	0	0	0	0	0
71	16-10-2025	14-PSV-1102 U/S line(I/V Gland)	71	"	Valve	0	0	0	0	0	0
72	16-10-2025	14-PSV-1102 U/S line(I/V U/S Flange)	72	"	Flange	0	0	0	0	0	0
73	16-10-2025	14-PSV-1102 U/S line(I/V D/S Flange)	73	"	Flange	0	0	0	0	0	0
74	16-10-2025	14-PSV-1102 U/S line(I/V Flange/Bonnet)	74	"	Flange	0	0	0	0	0	0
75	16-10-2025	14-PSV-1102 D/S line (I/V Gland)	75	"	Valve	0	0	0	0	0	0
76	16-10-2025	14-PSV-1102 D/S line (I/V U/S Flange)	76	"	Flange	0	0	0	0	0	0
77	16-10-2025	14-PSV-1102 D/S line (I/V D/S Flange)	77	"	Flange	0	0	0	0	0	0
78	16-10-2025	14-PSV-1102 D/S line (I/V Flange/Bonnet)	78	"	Flange	0	0	0	0	0	0
79	16-10-2025	PSV-1101/1102 Common bypass line (I/V Gland)	79	2 Inch	Valve	0	0	0	0	0	0

Sr.No.	Date	Location	Tag No.	Line Size	Componenet Type	Screening Value (PPM) before Repair	Emission Kg/Hr	Emission Kg/day	Screening Value (PPM) afterRepair	Emission Kg/Hr	Emission Kg/day
80	16-10-2025	PSV-1101/1102 Common bypass line (I/V U/S Flange)	80	"	Flange	0	0	0	0	0	0
81	16-10-2025	PSV-1101/1102 Common bypass line (I/V D/S Flange)	81	"	Flange	0	0	0	0	0	0
82	16-10-2025	PSV-1101/1102 Common bypass line (I/V Flange/Bonnet)	82	"	Flange	0	0	0	0	0	0
83	16-10-2025	14-FV-1101(C/V Gland)	83	4 Inch	Valve	0	0	0	0	0	0
84	16-10-2025	14-FV-1101(C/V U/S Flange)	84	"	Flange	0	0	0	0	0	0
85	16-10-2025	14-FV-1101(C/V D/S Flange)	85	"	Flange	0	0	0	0	0	0
86	16-10-2025	14-FV-1101(C/V Flange/Bonnet)	86	"	Flange	0	0	0	0	0	0
87	16-10-2025	14-PSV-1105 (PSV Top Flange)	87	3 Inch	Flange	0	0	0	0	0	0
88	16-10-2025	14-PSV-1105 (PSV U/S Flange)	88	"	Flange	0	0	0	0	0	0
89	16-10-2025	14-PSV-1105 (PSV D/S Flange)	89	"	Flange	0	0	0	0	0	0
90	16-10-2025	14-PSV-1105 U/S line(I/V Gland)	90	"	Valve	0	0	0	0	0	0
91	16-10-2025	14-PSV-1105 U/S line(I/V U/S Flange)	91	"	Flange	0	0	0	0	0	0
92	16-10-2025	14-PSV-1105 U/S line(I/V D/S Flange)	92	"	Flange	0	0	0	0	0	0
93	16-10-2025	14-PSV-1105 U/S line(I/V Flange/Bonnet)	93	"	Flange	0	0	0	0	0	0
94	16-10-2025	14-PSV-1105 D/S line (I/V Gland)	94	4 Inch	Valve	0	0	0	0	0	0
95	16-10-2025	14-PSV-1105 D/S line (I/V U/S Flange)	95	"	Flange	0	0	0	0	0	0
96	16-10-2025	14-PSV-1105 D/S line (I/V D/S Flange)	96	"	Flange	0	0	0	0	0	0
97	16-10-2025	14-PSV-1105 D/S line (I/V Flange/Bonnet)	97	"	Flange	0	0	0	0	0	0
98	16-10-2025	14-PSV-1106 (PSV Top Flange)	98	3 Inch	Flange	0	0	0	0	0	0
99	16-10-2025	14-PSV-1106 (PSV U/S Flange)	99	"	Flange	0	0	0	0	0	0
100	16-10-2025	14-PSV-1106 (PSV D/S Flange)	100	"	Flange	0	0	0	0	0	0
101	16-10-2025	14-PSV-1106 U/S line(I/V Gland)	101	"	Valve	0	0	0	0	0	0
102	16-10-2025	14-PSV-1106 U/S line(I/V U/S Flange)	102	"	Flange	0	0	0	0	0	0
103	16-10-2025	14-PSV-1106 U/S line(I/V D/S Flange)	103	"	Flange	0	0	0	0	0	0
104	16-10-2025	14-PSV-1106 U/S line(I/V Flange/Bonnet)	104	"	Flange	0	0	0	0	0	0
105	16-10-2025	14-PSV-1106 D/S line (I/V Gland)	105	4 Inch	Valve	0	0	0	0	0	0
106	16-10-2025	14-PSV-1106 D/S line (I/V U/S Flange)	106	"	Flange	0	0	0	0	0	0
107	16-10-2025	14-PSV-1106 D/S line (I/V D/S Flange)	107	"	Flange	0	0	0	0	0	0
108	16-10-2025	14-PSV-1106 D/S line (I/V Flange/Bonnet)	108	"	Flange	0	0	0	0	0	0
109	16-10-2025	PSV-1105/1106 Common bypass line lower (I/V Gland)	109	2 Inch	Valve	0	0	0	0	0	0
110	16-10-2025	PSV-1105/1106 Common bypass line lower (I/V U/S Flange)	110	"	Flange	0	0	0	0	0	0
111	16-10-2025	PSV-1105/1106 Common bypass line lower (I/V D/S Flange)	111	"	Flange	0	0	0	0	0	0
112	16-10-2025	PSV-1105/1106 Common bypass line lower (I/V Flange/Bonnet)	112	"	Flange	0	0	0	0	0	0
113	16-10-2025	PSV-1105/1106 Common bypass line upper (I/V Gland)	113	2 Inch	Valve	0	0	0	0	0	0
114	16-10-2025	PSV-1105/1106 Common bypass line upper (I/V U/S Flange)	114	"	Flange	0	0	0	0	0	0
115	16-10-2025	PSV-1105/1106 Common bypass line upper (I/V D/S Flange)	115	"	Flange	0	0	0	0	0	0
116	16-10-2025	PSV-1105/1106 Common bypass line upper (I/V Flange/Bonnet)	116	"	Flange	0	0	0	0	0	0
117	16-10-2025	14-PSV-1305 (PSV Top Flange)	117	3 Inch	Flange	0	0	0	0	0	0
118	16-10-2025	14-PSV-1305 (PSV U/S Flange)	118	"	Flange	0	0	0	0	0	0
119	16-10-2025	14-PSV-1305 (PSV D/S Flange)	119	"	Flange	0	0	0	0	0	0

Sr.No.	Date	Location	Tag No.	Line Size	Componenet Type	Screening Value (PPM) before Repair	Emission Kg/Hr	Emission Kg/day	Screening Value (PPM) afterRepair	Emission Kg/Hr	Emission Kg/day
120	16-10-2025	14-PSV-1305 U/S line(I/V Gland)	120	"	Valve	0	0	0	0	0	0
121	16-10-2025	14-PSV-1305 U/S line(I/V U/S Flange)	121	"	Flange	0	0	0	0	0	0
122	16-10-2025	14-PSV-1305 U/S line(I/V D/S Flange)	122	"	Flange	0	0	0	0	0	0
123	16-10-2025	14-PSV-1305 U/S line(I/V Flange/Bonnet)	123	"	Flange	0	0	0	0	0	0
124	16-10-2025	14-PSV-1305 D/S line (I/V Gland)	124	"	Valve	0	0	0	0	0	0
125	16-10-2025	14-PSV-1305 D/S line (I/V U/S Flange)	125	"	Flange	0	0	0	0	0	0
126	16-10-2025	14-PSV-1305 D/S line (I/V D/S Flange)	126	"	Flange	0	0	0	0	0	0
127	16-10-2025	14-PSV-1305 D/S line (I/V Flange/Bonnet)	127	"	Flange	0	0	0	0	0	0
128	16-10-2025	14-PSV-1306 (PSV Top Flange)	128	3 Inch	Flange	0	0	0	0	0	0
129	16-10-2025	14-PSV-1306 (PSV U/S Flange)	129	"	Flange	0	0	0	0	0	0
130	16-10-2025	14-PSV-1306 (PSV D/S Flange)	130	"	Flange	0	0	0	0	0	0
131	16-10-2025	14-PSV-1306 U/S line(I/V Gland)	131	"	Valve	0	0	0	0	0	0
132	16-10-2025	14-PSV-1306 U/S line(I/V U/S Flange)	132	"	Flange	0	0	0	0	0	0
133	16-10-2025	14-PSV-1306 U/S line(I/V D/S Flange)	133	"	Flange	0	0	0	0	0	0
134	16-10-2025	14-PSV-1306 U/S line(I/V Flange/Bonnet)	134	"	Flange	0	0	0	0	0	0
135	16-10-2025	14-PSV-1306 D/S line (I/V Gland)	135	"	Valve	0	0	0	0	0	0
136	16-10-2025	14-PSV-1306 D/S line (I/V U/S Flange)	136	"	Flange	0	0	0	0	0	0
137	16-10-2025	14-PSV-1306 D/S line (I/V D/S Flange)	137	"	Flange	0	0	0	0	0	0
138	16-10-2025	14-PSV-1306 D/S line (I/V Flange/Bonnet)	138	"	Flange	0	0	0	0	0	0
139	16-10-2025	PSV-1305/1306 Common bypass (I/V Gland)	139	2 Inch	Valve	0	0	0	0	0	0
140	16-10-2025	PSV-1305/1306 Common bypass (I/V U/S Flange)	140	"	Flange	0	0	0	0	0	0
141	16-10-2025	PSV-1305/1306 Common bypass (I/V D/S Flange)	141	"	Flange	0	0	0	0	0	0
142	16-10-2025	PSV-1305/1306 Common bypass (I/V Flange/Bonnet)	142	"	Flange	0	0	0	0	0	0
143	16-10-2025	14-PSV-1304 (PSV Top Flange)	143	3 Inch	Flange	0	0	0	0	0	0
144	16-10-2025	14-PSV-1304 (PSV U/S Flange)	144	"	Flange	0	0	0	0	0	0
145	16-10-2025	14-PSV-1304 (PSV D/S Flange)	145	"	Flange	0	0	0	0	0	0
146	16-10-2025	14-PSV-1304 U/S line(I/V Gland)	146	"	Valve	0	0	0	0	0	0
147	16-10-2025	14-PSV-1304 U/S line(I/V U/S Flange)	147	"	Flange	0	0	0	0	0	0
148	16-10-2025	14-PSV-1304 U/S line(I/V D/S Flange)	148	"	Flange	0	0	0	0	0	0
149	16-10-2025	14-PSV-1304 U/S line(I/V Flange/Bonnet)	149	"	Flange	0	0	0	0	0	0
150	16-10-2025	14-PSV-1304 D/S line (I/V Gland)	150	4 Inch	Valve	0	0	0	0	0	0
151	16-10-2025	14-PSV-1304 D/S line (I/V U/S Flange)	151	"	Flange	0	0	0	0	0	0
152	16-10-2025	14-PSV-1304 D/S line (I/V D/S Flange)	152	"	Flange	0	0	0	0	0	0
153	16-10-2025	14-PSV-1304 D/S line (I/V Flange/Bonnet)	153	"	Flange	0	0	0	0	0	0
154	16-10-2025	14-PSV-1303 (PSV Top Flange)	154	3 Inch	Flange	0	0	0	0	0	0
155	16-10-2025	14-PSV-1303 (PSV U/S Flange)	155	"	Flange	0	0	0	0	0	0
156	16-10-2025	14-PSV-1303 (PSV D/S Flange)	156	"	Flange	0	0	0	0	0	0
157	16-10-2025	14-PSV-1303 U/S line(I/V Gland)	157	"	Valve	0	0	0	0	0	0
158	16-10-2025	14-PSV-1303 U/S line(I/V U/S Flange)	158	"	Flange	0	0	0	0	0	0
159	16-10-2025	14-PSV-1303 U/S line(I/V D/S Flange)	159	"	Flange	0	0	0	0	0	0

Sr.No.	Date	Location	Tag No.	Line Size	Componenet Type	Screening Value (PPM) before Repair	Emission Kg/Hr	Emission Kg/day	Screening Value (PPM) afterRepair	Emission Kg/Hr	Emission Kg/day
160	16-10-2025	14-PSV-1303 U/S line(I/V Flange/Bonnet)	160	"	Flange	0	0	0	0	0	0
161	16-10-2025	14-PSV-1303 D/S line (I/V Gland)	161	4 Inch	Valve	0	0	0	0	0	0
162	16-10-2025	14-PSV-1303 D/S line (I/V U/S Flange)	162	"	Flange	0	0	0	0	0	0
163	16-10-2025	14-PSV-1303 D/S line (I/V D/S Flange)	163	"	Flange	0	0	0	0	0	0
164	16-10-2025	14-PSV-1303 D/S line (I/V Flange/Bonnet)	164	"	Flange	0	0	0	0	0	0
165	16-10-2025	PSV-1303/1304 Common bypass (I/V Gland)	165	2 Inch	Valve	0	0	0	0	0	0
166	16-10-2025	PSV-1303/1304 Common bypass (I/V U/S Flange)	166	"	Flange	0	0	0	0	0	0
167	16-10-2025	PSV-1303/1304 Common bypass (I/V D/S Flange)	167	"	Flange	0	0	0	0	0	0
168	16-10-2025	PSV-1303/1304 Common bypass (I/V Flange/Bonnet)	168	"	Flange	0	0	0	0	0	0
169	16-10-2025	14-PSV-1302 (PSV Top Flange)	169	3 Inch	Flange	0	0	0	0	0	0
170	16-10-2025	14-PSV-1302 (PSV U/S Flange)	170	"	Flange	0	0	0	0	0	0
171	16-10-2025	14-PSV-1302 (PSV D/S Flange)	171	"	Flange	0	0	0	0	0	0
172	16-10-2025	14-PSV-1302 U/S line(I/V Gland)	172	"	Valve	0	0	0	0	0	0
173	16-10-2025	14-PSV-1302 U/S line(I/V U/S Flange)	173	"	Flange	0	0	0	0	0	0
174	16-10-2025	14-PSV-1302 U/S line(I/V D/S Flange)	174	"	Flange	0	0	0	0	0	0
175	16-10-2025	14-PSV-1302 U/S line(I/V Flange/Bonnet)	175	"	Flange	0	0	0	0	0	0
176	16-10-2025	14-PSV-1302 D/S line (I/V Gland)	176	4 Inch	Valve	0	0	0	0	0	0
177	16-10-2025	14-PSV-1302 D/S line (I/V U/S Flange)	177	"	Flange	0	0	0	0	0	0
178	16-10-2025	14-PSV-1302 D/S line (I/V D/S Flange)	178	"	Flange	0	0	0	0	0	0
179	16-10-2025	14-PSV-1302 D/S line (I/V Flange/Bonnet)	179	"	Flange	0	0	0	0	0	0
180	16-10-2025	14-PSV-1301 (PSV Top Flange)	180	3 Inch	Flange	0	0	0	0	0	0
181	16-10-2025	14-PSV-1301 (PSV U/S Flange)	181	"	Flange	0	0	0	0	0	0
182	16-10-2025	14-PSV-1301 (PSV D/S Flange)	182	"	Flange	0	0	0	0	0	0
183	16-10-2025	14-PSV-1301 U/S line(I/V Gland)	183	"	Valve	0	0	0	0	0	0
184	16-10-2025	14-PSV-1301 U/S line(I/V U/S Flange)	184	"	Flange	0	0	0	0	0	0
185	16-10-2025	14-PSV-1301 U/S line(I/V D/S Flange)	185	"	Flange	0	0	0	0	0	0
186	16-10-2025	14-PSV-1301 U/S line(I/V Flange/Bonnet)	186	"	Flange	0	0	0	0	0	0
187	16-10-2025	14-PSV-1301 D/S line (I/V Gland)	187	4 Inch	Valve	0	0	0	0	0	0
188	16-10-2025	14-PSV-1301 D/S line (I/V U/S Flange)	188	"	Flange	0	0	0	0	0	0
189	16-10-2025	14-PSV-1301 D/S line (I/V D/S Flange)	189	"	Flange	0	0	0	0	0	0
190	16-10-2025	14-PSV-1301 D/S line (I/V Flange/Bonnet)	190	"	Flange	0	0	0	0	0	0
191	16-10-2025	PSV-1301/1302 Common bypass (I/V Gland)	191	2 Inch	Valve	0	0	0	0	0	0
192	16-10-2025	PSV-1301/1302 Common bypass (I/V U/S Flange)	192	"	Flange	0	0	0	0	0	0
193	16-10-2025	PSV-1301/1302 Common bypass (I/V D/S Flange)	193	"	Flange	0	0	0	0	0	0
194	16-10-2025	PSV-1301/1302 Common bypass (I/V Flange/Bonnet)	194	"	Flange	0	0	0	0	0	0
195	16-10-2025	14-FV-104 (C/V Gland)	195	2 Inch	Valve	0	0	0	0	0	0
196	16-10-2025	14-FV-104 (C/V U/S Flange)	196	"	Flange	0	0	0	0	0	0
197	16-10-2025	14-FV-104 (C/V D/S Flange)	197	"	Flange	0	0	0	0	0	0
198	16-10-2025	14-FV-104 (C/V Flange/Bonnet)	198	"	Flange	0	0	0	0	0	0
199	16-10-2025	14-FV-104 U/S line (I/V Gland)	199	"	Valve	0	0	0	0	0	0

Sr.No.	Date	Location	Tag No.	Line Size	Componenet Type	Screening Value (PPM) before Repair	Emission Kg/Hr	Emission Kg/day	Screening Value (PPM) afterRepair	Emission Kg/Hr	Emission Kg/day
200	16-10-2025	14-FV-104 U/S line (I/V U/S Flange)	200	"	Flange	0	0	0	0	0	0
201	16-10-2025	14-FV-104 U/S line (I/V D/S Flange)	201	"	Flange	0	0	0	0	0	0
202	16-10-2025	14-FV-104 U/S line (I/V Flange/Bonnet)	202	"	Flange	0	0	0	0	0	0
203	16-10-2025	14-FV-104 D/S line (I/V Gland)	203	"	Valve	0	0	0	0	0	0
204	16-10-2025	14-FV-104 D/S line (I/V U/S Flange)	204	"	Flange	0	0	0	0	0	0
205	16-10-2025	14-FV-104 D/S line (I/V D/S Flange)	205	"	Flange	0	0	0	0	0	0
206	16-10-2025	14-FV-104 D/S line (I/V Flange/Bonnet)	206	"	Flange	0	0	0	0	0	0
207	16-10-2025	14-FV-104 Bypass line (I/V Gland)	207	"	Valve	0	0	0	0	0	0
208	16-10-2025	14-FV-104 Bypass line (I/V U/S Flange)	208	"	Flange	0	0	0	0	0	0
209	16-10-2025	14-FV-104 Bypass line (I/V D/S Flange)	209	"	Flange	0	0	0	0	0	0
210	16-10-2025	14-FV-104 Bypass line (I/V Flange/Bonnet)	210	"	Flange	0	0	0	0	0	0
211	16-10-2025	14-FV-104 U/S drain line (I/V Gland)	211	0.5 Inch	Valve	0	0	0	0	0	0
212	16-10-2025	14-FV-104 U/S drain line (I/V Flange/Bonnet)	212	"	Flange	0	0	0	0	0	0
213	16-10-2025	14-FV-104 U/S drain line (End Flange)	213	"	Flange	0	0	0	0	0	0
214	16-10-2025	14-FV-104 D/S drain line (I/V Gland)	214	"	Valve	0	0	0	0	0	0
215	16-10-2025	14-FV-104 D/S drain line (I/V Flange/Bonnet)	215	"	Flange	0	0	0	0	0	0
216	16-10-2025	14-FV-104 D/S drain line (End Flange)	216	"	Flange	0	0	0	0	0	0
217	16-10-2025	14-PV-1311 (C/V Gland)	217	2 Inch	Valve	0	0	0	0	0	0
218	16-10-2025	14-PV-1311 (C/V U/S Flange)	218	"	Flange	0	0	0	0	0	0
219	16-10-2025	14-PV-1311 (C/V D/S Flange)	219	"	Flange	0	0	0	0	0	0
220	16-10-2025	14-PV-1311 (C/V Flange/Bonnet)	220	"	Flange	0	0	0	0	0	0
221	16-10-2025	14-PV-1311 U/S line (I/V Gland)	221	"	Valve	0	0	0	0	0	0
222	16-10-2025	14-PV-1311 U/S line (I/V U/S Flange)	222	"	Flange	0	0	0	0	0	0
223	16-10-2025	14-PV-1311 U/S line (I/V D/S Flange)	223	"	Flange	0	0	0	0	0	0
224	16-10-2025	14-PV-1311 U/S line (I/V Flange/Bonnet)	224	"	Flange	0	0	0	0	0	0
225	16-10-2025	14-PV-1311 D/S line (I/V Gland)	225	"	Valve	0	0	0	0	0	0
226	16-10-2025	14-PV-1311 D/S line (I/V U/S Flange)	226	"	Flange	0	0	0	0	0	0
227	16-10-2025	14-PV-1311 D/S line (I/V D/S Flange)	227	"	Flange	0	0	0	0	0	0
228	16-10-2025	14-PV-1311 D/S line (I/V Flange/Bonnet)	228	"	Flange	0	0	0	0	0	0
229	16-10-2025	14-PV-1311 Bypass line (I/V Gland)	229	"	Valve	0	0	0	0	0	0
230	16-10-2025	14-PV-1311 Bypass line (I/V U/S Flange)	230	"	Flange	0	0	0	0	0	0
231	16-10-2025	14-PV-1311 Bypass line (I/V D/S Flange)	231	"	Flange	0	0	0	0	0	0
232	16-10-2025	14-PV-1311 Bypass line (I/V Flange/Bonnet)	232	"	Flange	0	0	0	0	0	0
233	16-10-2025	14-PV-1311 U/S drain (I/V Gland)	233	0.5 Inch	Valve	0	0	0	0	0	0
234	16-10-2025	14-PV-1311 U/S drain (I/V U/S Flange)	234	"	Flange	0	0	0	0	0	0
235	16-10-2025	14-PV-1311 U/S drain (I/V D/S Flange)	235	"	Flange	0	0	0	0	0	0
236	16-10-2025	14-PV-1311 U/S drain (I/V Flange/Bonnet)	236	"	Flange	0	0	0	0	0	0
237	16-10-2025	14-PV-1311 D/S drain (I/V Gland)	237	"	Valve	0	0	0	0	0	0
238	16-10-2025	14-PV-1311 D/S drain (I/V U/S Flange)	238	"	Flange	0	0	0	0	0	0
239	16-10-2025	14-PV-1311 D/S drain (I/V D/S Flange)	239	"	Flange	0	0	0	0	0	0

Sr.No.	Date	Location	Tag No.	Line Size	Componenet Type	Screening Value (PPM) before Repair	Emission Kg/Hr	Emission Kg/day	Screening Value (PPM) afterRepair	Emission Kg/Hr	Emission Kg/day
240	16-10-2025	14-PV-1311 D/S drain (I/V Flange/Bonnet)	240	"	Flange	0	0	0	0	0	0
241	16-10-2025	To sample point line 1st (I/V Gland)	241	"	Valve	0	0	0	0	0	0
242	16-10-2025	To sample point line 2nd (I/V Gland)	242	"	Valve	0	0	0	0	0	0
243	16-10-2025	Near PV-1311 Flow Meter(F/M U/S Flange)	243	2 Inch	Valve	0	0	0	0	0	0
244	16-10-2025	Near PV-1311 Flow Meter(F/M D/S Flange)	244	"	Flange	0	0	0	0	0	0
245	16-10-2025	Near PV-1311 Flow Meter U/S line (I/V Gland)	245	"	Valve	0	0	0	0	0	0
246	16-10-2025	Near PV-1311 Flow Meter U/S line(I/V Flange/Bonnet)	246	"	Flange	0	0	0	0	0	0
247	16-10-2025	Near PV-1311 Flow Meter D/S line (I/V Gland)	247	"	Valve	54	0.000113	0.002700398	54	0.000113	0.002700398
248	16-10-2025	Near PV-1311 Flow Meter D/S line (I/V Flange/Bonnet)	248	"	Flange	0	0	0	0	0	0
249	16-10-2025	Near PV-1311 Flow Meter Bypass line (I/V Gland)	249	"	Valve	0	0	0	0	0	0
250	16-10-2025	Near PV-1311 Flow Meter Bypass line (I/V Flange/Bonnet)	250	"	Flange	0	0	0	0	0	0
251	16-10-2025	Near PV-1311 Flow Meter U/S drain line (I/V Gland)	251	0.5 Inch	Valve	0	0	0	0	0	0
252	16-10-2025	Near PV-1311 Flow Meter U/S drain line (I/V Flange/Bonnet)	252	"	Flange	0	0	0	0	0	0
253	16-10-2025	Near PV-1311 Flow Meter U/S drain line (End Flange)	253	"	Valve	0	0	0	0	0	0
254	16-10-2025	Near PV-1311 Flow Meter D/S drain line (I/V Gland)	254	"	Valve	0	0	0	0	0	0
255	16-10-2025	Near PV-1311 Flow Meter D/S drain line (I/V Flange/Bonnet)	255	"	Flange	0	0	0	0	0	0
256	16-10-2025	Near PV-1311 Flow Meter D/S drain line (End Flange)	256	"	Valve	0	0	0	0	0	0
257	17-10-2025	14-F-001 A Pass FG burner no.1 (I/V Gland)	257	Insulation	Valve	20.6	0.000061	0.001454567	20.6	0.000061	0.001454567
258	17-10-2025	14-F-001 A Pass FG burner no.2 (I/V Gland)	258	"	Valve	0	0	0	0	0	0
259	17-10-2025	14-F-001 A Pass FG burner no.3 (I/V Gland)	259	"	Valve	0	0	0	0	0	0
260	17-10-2025	14-F-001 A Pass FG burner no.4 (I/V Gland)	260	"	Valve	17.4	0.000054	0.00130516	17.4	0.000054	0.00130516
261	17-10-2025	14-F-001 A Pass FG burner no.5 (I/V Gland)	261	"	Valve	10.9	0.000040	0.000966627	10.9	0.000040	0.000966627
262	17-10-2025	14-F-001 A Pass FG burner no.6 (I/V Gland)	262	"	Valve	86.4	0.000152	0.003651513	86.4	0.000152	0.003651513
263	17-10-2025	14-F-001 A Pass FG burner no.7 (I/V Gland)	263	"	Valve	0	0	0	0	0	0
264	17-10-2025	14-F-001 A Pass FG burner no.8 (I/V Gland)	264	"	Valve	0	0	0	0	0	0
265	17-10-2025	14-F-001 A Pass FG burner no.9 (I/V Gland)	265	"	Valve	0	0	0	0	0	0
266	17-10-2025	14-F-001 A Pass FG burner no.10 (I/V Gland)	266	"	Valve	0	0	0	0	0	0
267	17-10-2025	14-F-001 A Pass FG burner no.11(I/V Gland)	267	"	Valve	0	0	0	0	0	0
268	17-10-2025	14-F-001 A Pass FG burner no.12 (I/V Gland)	268	"	Valve	3.7	0.000020	0.000483077	3.7	0.000020	0.000483077
269	17-10-2025	14-F-001 A Pass Pilot Burner no.1 (I/V Gland)	269	"	Valve	0	0	0	0	0	0
270	17-10-2025	14-F-001 A Pass Pilot Burner no.2 (I/V Gland)	270	"	Valve	0	0	0	0	0	0
271	17-10-2025	14-F-001 A Pass Pilot Burner no.3 (I/V Gland)	271	"	Valve	0	0	0	0	0	0
272	17-10-2025	14-F-001 A Pass Pilot Burner no.4 (I/V Gland)	272	"	Valve	0	0	0	0	0	0
273	17-10-2025	14-F-001 A Pass Pilot Burner no.5 (I/V Gland)	273	"	Valve	0	0	0	0	0	0
274	17-10-2025	14-F-001 A Pass Pilot Burner no.6 (I/V Gland)	274	"	Valve	0	0	0	0	0	0
275	17-10-2025	14-F-001 A Pass Pilot Burner no.7 (I/V Gland)	275	"	Valve	0	0	0	0	0	0
276	17-10-2025	14-F-001 A Pass Pilot Burner no.8 (I/V Gland)	276	"	Valve	334.2	0.000363	0.008702482	334.2	0.000363	0.008702482
277	17-10-2025	14-F-001 A Pass Pilot Burner no.9 (I/V Gland)	277	"	Valve	0	0	0	0	0	0
278	17-10-2025	14-F-001 A Pass Pilot Burner no.10 (I/V Gland)	278	"	Valve	0	0	0	0	0	0
279	17-10-2025	14-F-001 A Pass Pilot Burner no.11 (I/V Gland)	279	"	Valve	0	0	0	0	0	0

Sr.No.	Date	Location	Tag No.	Line Size	Componenet Type	Screening Value (PPM) before Repair	Emission Kg/Hr	Emission Kg/day	Screening Value (PPM) afterRepair	Emission Kg/Hr	Emission Kg/day
280	17-10-2025	14-F-001 A Pass Pilot Burner no.12 (I/V Gland)	280	"	Valve	0	0	0	0	0	0
281	17-10-2025	14-F-001 B Pass FG burner no.1 (I/V Gland)	281	"	Valve	0	0	0	0	0	0
282	17-10-2025	14-F-001 B Pass FG burner no.2 (I/V Gland)	282	"	Valve	0	0	0	0	0	0
283	17-10-2025	14-F-001 B Pass FG burner no.3 (I/V Gland)	283	"	Valve	0	0	0	0	0	0
284	17-10-2025	14-F-001 B Pass FG burner no.4 (I/V Gland)	284	"	Valve	0	0	0	0	0	0
285	17-10-2025	14-F-001 B Pass FG burner no.5 (I/V Gland)	285	"	Valve	0	0	0	0	0	0
286	17-10-2025	14-F-001 B Pass FG burner no.6 (I/V Gland)	286	"	Valve	0	0	0	0	0	0
287	17-10-2025	14-F-001 B Pass FG burner no.7 (I/V Gland)	287	"	Valve	0	0	0	0	0	0
288	17-10-2025	14-F-001 B Pass FG burner no.8 (I/V Gland)	288	"	Valve	0	0	0	0	0	0
289	17-10-2025	14-F-001 B Pass FG burner no.9 (I/V Gland)	289	"	Valve	4.2	0.000022	0.0005244031	4.2	0.000022	0.000524031
290	17-10-2025	14-F-001 B Pass FG burner no.10 (I/V Gland)	290	"	Valve	0	0	0	0	0	0
291	17-10-2025	14-F-001 B Pass FG burner no.11 (I/V Gland)	291	"	Valve	113	0.000181	0.0043338178	113	0.000181	0.004338178
292	17-10-2025	14-F-001 B Pass FG burner no.12 (I/V Gland)	292	"	Valve	0	0	0	0	0	0
293	17-10-2025	14-F-001 B Pass Pilot burner no.1 (I/V Gland)	293	"	Valve	0	0	0	0	0	0
294	17-10-2025	14-F-001 B Pass Pilot burner no.2 (I/V Gland)	294	"	Valve	0	0	0	0	0	0
295	17-10-2025	14-F-001 B Pass Pilot burner no.3 (I/V Gland)	295	"	Valve	0	0	0	0	0	0
296	17-10-2025	14-F-001 B Pass Pilot burner no.4 (I/V Gland)	296	"	Valve	0	0	0	0	0	0
297	17-10-2025	14-F-001 B Pass Pilot burner no.5 (I/V Gland)	297	"	Valve	0	0	0	0	0	0
298	17-10-2025	14-F-001 B Pass Pilot burner no.6 (I/V Gland)	298	"	Valve	0	0	0	0	0	0
299	17-10-2025	14-F-001 B Pass Pilot burner no.7 (I/V Gland)	299	"	Valve	0	0	0	0	0	0
300	17-10-2025	14-F-001 B Pass Pilot burner no.8 (I/V Gland)	300	"	Valve	0	0	0	0	0	0
301	17-10-2025	14-F-001 B Pass Pilot burner no.9 (I/V Gland)	301	"	Valve	0	0	0	0	0	0
302	17-10-2025	14-F-001 B Pass Pilot burner no.10 (I/V Gland)	302	"	Valve	0	0	0	0	0	0
303	17-10-2025	14-F-001 B Pass Pilot burner no.11 (I/V Gland)	303	"	Valve	0	0	0	0	0	0
304	17-10-2025	14-F-001 B Pass Pilot burner no.12 (I/V Gland)	304	"	Valve	0	0	0	0	0	0
305	17-10-2025	14-F-001 C Pass FG burner no.1 (I/V Gland)	305	"	Valve	0	0	0	0	0	0
306	17-10-2025	14-F-001 C Pass FG burner no.2 (I/V Gland)	306	"	Valve	0	0	0	0	0	0
307	17-10-2025	14-F-001 C Pass FG burner no.3 (I/V Gland)	307	"	Valve	0	0	0	0	0	0
308	17-10-2025	14-F-001 C Pass FG burner no.4 (I/V Gland)	308	"	Valve	0	0	0	0	0	0
309	17-10-2025	14-F-001 C Pass FG burner no.5 (I/V Gland)	309	"	Valve	0	0	0	0	0	0
310	17-10-2025	14-F-001 C Pass FG burner no.6 (I/V Gland)	310	"	Valve	0	0	0	0	0	0
311	17-10-2025	14-F-001 C Pass FG burner no.7 (I/V Gland)	311	"	Valve	0	0	0	0	0	0
312	17-10-2025	14-F-001 C Pass FG burner no.8 (I/V Gland)	312	"	Valve	0	0	0	0	0	0
313	17-10-2025	14-F-001 C Pass FG burner no.9 (I/V Gland)	313	"	Valve	8.6	0.000035	0.000830193	8.6	0.000035	0.000830193
314	17-10-2025	14-F-001 C Pass FG burner no.10 (I/V Gland)	314	"	Valve	0	0	0	0	0	0
315	17-10-2025	14-F-001 C Pass FG burner no.11 (I/V Gland)	315	"	Valve	0	0	0	0	0	0
316	17-10-2025	14-F-001 C Pass FG burner no.12 (I/V Gland)	316	"	Valve	5.1	0.000025	0.0005933596	5.1	0.000025	0.000593596
317	17-10-2025	14-F-001 C Pass Pilot burner no.1 (I/V Gland)	317	"	Valve	0	0	0	0	0	0
318	17-10-2025	14-F-001 C Pass Pilot burner no.2 (I/V Gland)	318	"	Valve	0	0	0	0	0	0
319	17-10-2025	14-F-001 C Pass Pilot burner no.3 (I/V Gland)	319	"	Valve	0	0	0	0	0	0

Sr.No.	Date	Location	Tag No.	Line Size	Componenet Type	Screening Value (PPM) before Repair	Emission Kg/Hr	Emission Kg/day	Screening Value (PPM) afterRepair	Emission Kg/Hr	Emission Kg/day
320	17-10-2025	14-F-001 C Pass Pilot burner no.4 (I/V Gland)	320	"	Valve	0	0	0	0	0	0
321	17-10-2025	14-F-001 C Pass Pilot burner no.5 (I/V Gland)	321	"	Valve	0	0	0	0	0	0
322	17-10-2025	14-F-001 C Pass Pilot burner no.6 (I/V Gland)	322	"	Valve	0	0	0	0	0	0
323	17-10-2025	14-F-001 C Pass Pilot burner no.7 (I/V Gland)	323	"	Valve	0	0	0	0	0	0
324	17-10-2025	14-F-001 C Pass Pilot burner no.8 (I/V Gland)	324	"	Valve	0	0	0	0	0	0
325	17-10-2025	14-F-001 C Pass Pilot burner no.9 (I/V Gland)	325	"	Valve	0	0	0	0	0	0
326	17-10-2025	14-F-001 C Pass Pilot burner no.10 (I/V Gland)	326	"	Valve	0	0	0	0	0	0
327	17-10-2025	14-F-001 C Pass Pilot burner no.11 (I/V Gland)	327	"	Valve	0	0	0	0	0	0
328	17-10-2025	14-F-001 C Pass Pilot burner no.12 (I/V Gland)	328	"	Valve	0	0	0	0	0	0
329	17-10-2025	14-F-001 D Pass FG burner no.1 (I/V Gland)	329	"	Valve	0	0	0	0	0	0
330	17-10-2025	14-F-001 D Pass FG burner no.2 (I/V Gland)	330	"	Valve	0	0	0	0	0	0
331	17-10-2025	14-F-001 D Pass FG burner no.3 (I/V Gland)	331	"	Valve	0	0	0	0	0	0
332	17-10-2025	14-F-001 D Pass FG burner no.4 (I/V Gland)	332	"	Valve	0	0	0	0	0	0
333	17-10-2025	14-F-001 D Pass FG burner no.5 (I/V Gland)	333	"	Valve	0	0	0	0	0	0
334	17-10-2025	14-F-001 D Pass FG burner no.6 (I/V Gland)	334	"	Valve	378.4	0.000393	0.009424876	378.4	0.000393	0.009424876
335	17-10-2025	14-F-001 D Pass FG burner no.7 (I/V Gland)	335	"	Valve	0	0	0	0	0	0
336	17-10-2025	14-F-001 D Pass FG burner no.8 (I/V Gland)	336	"	Valve	0	0	0	0	0	0
337	17-10-2025	14-F-001 D Pass FG burner no.9 (I/V Gland)	337	"	Valve	0	0	0	0	0	0
338	17-10-2025	14-F-001 D Pass FG burner no.10 (I/V Gland)	338	"	Valve	353.8	0.000376	0.009026794	353.8	0.000376	0.009026794
339	17-10-2025	14-F-001 D Pass FG burner no.11 (I/V Gland)	339	"	Valve	0	0	0	0	0	0
340	17-10-2025	14-F-001 D Pass FG burner no.12 (I/V Gland)	340	"	Valve	0	0	0	0	0	0
341	17-10-2025	14-F-001 D Pass Pilot burner no.1 (I/V Gland)	341	"	Valve	0	0	0	0	0	0
342	17-10-2025	14-F-001 D Pass Pilot burner no.2 (I/V Gland)	342	"	Valve	0	0	0	0	0	0
343	17-10-2025	14-F-001 D Pass Pilot burner no.3 (I/V Gland)	343	"	Valve	0	0	0	0	0	0
344	17-10-2025	14-F-001 D Pass Pilot burner no.4 (I/V Gland)	344	"	Valve	0	0	0	0	0	0
345	17-10-2025	14-F-001 D Pass Pilot burner no.5 (I/V Gland)	345	"	Valve	0	0	0	0	0	0
346	17-10-2025	14-F-001 D Pass Pilot burner no.6 (I/V Gland)	346	"	Valve	0	0	0	0	0	0
347	17-10-2025	14-F-001 D Pass Pilot burner no.7 (I/V Gland)	347	"	Valve	0	0	0	0	0	0
348	17-10-2025	14-F-001 D Pass Pilot burner no.8 (I/V Gland)	348	"	Valve	0	0	0	0	0	0
349	17-10-2025	14-F-001 D Pass Pilot burner no.9 (I/V Gland)	349	"	Valve	0	0	0	0	0	0
350	17-10-2025	14-F-001 D Pass Pilot burner no.10 (I/V Gland)	350	"	Valve	0	0	0	0	0	0
351	17-10-2025	14-F-001 D Pass Pilot burner no.11 (I/V Gland)	351	"	Valve	0	0	0	0	0	0
352	17-10-2025	14-F-001 D Pass Pilot burner no.12 (I/V Gland)	352	"	Valve	0	0	0	0	0	0
353	17-10-2025	14-FV-409 (C/V Gland)	353	2 Inch	Valve	0	0	0	0	0	0
354	17-10-2025	14-FV-409 (C/V U/S Flange)	354	"	Flange	0	0	0	0	0	0
355	17-10-2025	14-FV-409 (C/V D/S Flange)	355	"	Flange	0	0	0	0	0	0
356	17-10-2025	14-FV-409 (C/V Flange/Bonnet)	356	"	Flange	0	0	0	0	0	0
357	17-10-2025	14-FV-409 U/S line (I/V Gland)	357	"	Valve	0	0	0	0	0	0
358	17-10-2025	14-FV-409 U/S line (I/V U/S Flange)	358	"	Flange	0	0	0	0	0	0
359	17-10-2025	14-FV-409 U/S line (I/V D/S Flange)	359	"	Flange	0	0	0	0	0	0

Sr.No.	Date	Location	Tag No.	Line Size	Componenet Type	Screening Value (PPM) before Repair	Emission Kg/Hr	Emission Kg/day	Screening Value (PPM) afterRepair	Emission Kg/Hr	Emission Kg/day
360	17-10-2025	14-FV-409 U/S line (I/V Flange/Bonnet)	360	"	Flange	0	0	0	0	0	0
361	17-10-2025	14-FV-409 D/S line (I/V Gland)	361	"	Valve	0	0	0	0	0	0
362	17-10-2025	14-FV-409 D/S line (I/V U/S Flange)	362	"	Flange	0	0	0	0	0	0
363	17-10-2025	14-FV-409 D/S line (I/V D/S Flange)	363	"	Flange	0	0	0	0	0	0
364	17-10-2025	14-FV-409 D/S line (I/V Flange/Bonnet)	364	"	Flange	0	0	0	0	0	0
365	17-10-2025	14-FV-409 D/S line (NRV U/S Flange)	365	"	Flange	0	0	0	0	0	0
366	17-10-2025	14-FV-409 D/S line (NRV D/S Flange)	366	"	Flange	0	0	0	0	0	0
367	17-10-2025	14-FV-409 D/S line (NRV Top Flange)	367	"	Flange	0	0	0	0	0	0
368	17-10-2025	14-FV-409 Bypass line (I/V Gland)	368	"	Valve	0	0	0	0	0	0
369	17-10-2025	14-FV-409 Bypass line (I/V U/S Flange)	369	"	Flange	0	0	0	0	0	0
370	17-10-2025	14-FV-409 Bypass line (I/V D/S Flange)	370	"	Flange	0	0	0	0	0	0
371	17-10-2025	14-FV-409 Bypass line (I/V Flange/Bonnet)	371	"	Flange	0	0	0	0	0	0
372	17-10-2025	14-FV-409 U/S drain line (I/V Gland)	372	0.5 Inch	Valve	0	0	0	0	0	0
373	17-10-2025	14-FV-409 U/S drain line (I/V Flange/Bonnet)	373	"	Flange	0	0	0	0	0	0
374	17-10-2025	14-FV-409 U/S drain line (End Flange)	374	"	Flange	0	0	0	0	0	0
375	17-10-2025	14-FV-409 D/S drain line (I/V Gland)	375	"	Valve	0	0	0	0	0	0
376	17-10-2025	14-FV-409 D/S drain line (I/V Flange/Bonnet)	376	"	Flange	0	0	0	0	0	0
377	17-10-2025	14-FV-409 D/S drain line (End Flange)	377	"	Flange	0	0	0	0	0	0
378	17-10-2025	14-P- 002A Suction line (I/V Gland)	378	8 Inch	Valve	0	0	0	0	0	0
379	17-10-2025	14-P- 002A Suction line (I/V U/S Flange)	379	"	Flange	0	0	0	0	0	0
380	17-10-2025	14-P- 002A Suction line (I/V D/S Flange)	380	"	Flange	0	0	0	0	0	0
381	17-10-2025	14-P- 002A Suction line (I/V Flange/Bonnet)	381	"	Flange	0	0	0	0	0	0
382	17-10-2025	14-P- 002A Discharge line (I/V Gland)	382	6 Inch	Valve	0	0	0	0	0	0
383	17-10-2025	14-P- 002A Discharge line(I/V U/S Flange)	383	"	Flange	0	0	0	0	0	0
384	17-10-2025	14-P- 002A Discharge line(I/V D/S Flange)	384	"	Flange	0	0	0	0	0	0
385	17-10-2025	14-P- 002A Discharge line(I/V Flange/Bonnet)	385	"	Flange	0	0	0	0	0	0
386	17-10-2025	14-P- 002A Discharge line(NRV Top Flange)	386	"	Flange	0	0	0	0	0	0
387	17-10-2025	14-P- 002A Discharge line(NRV U/S Flange)	387	"	Flange	0	0	0	0	0	0
388	17-10-2025	14-P- 002A Discharge line(NRV D/S Flange)	388	"	Flange	0	0	0	0	0	0
389	17-10-2025	14-P- 002A Discharge line drain (I/V Gland)	389	0.5 Inch	Valve	0	0	0	0	0	0
390	17-10-2025	14-P- 002A Discharge line drain (Flange)	390	"	Flange	0	0	0	0	0	0
391	17-10-2025	14-P- 002B Suction line (I/V Gland)	391	8 Inch	Valve	0	0	0	0	0	0
392	17-10-2025	14-P- 002B Suction line (I/V U/S Flange)	392	"	Flange	0	0	0	0	0	0
393	17-10-2025	14-P- 002B Suction line (I/V D/S Flange)	393	"	Flange	0	0	0	0	0	0
394	17-10-2025	14-P- 002B Suction line (I/V Flange/Bonnet)	394	"	Flange	0	0	0	0	0	0
395	17-10-2025	14-P- 002B Discharge line (I/V Gland)	395	6 Inch	Valve	0	0	0	0	0	0
396	17-10-2025	14-P- 002B Discharge line(I/V U/S Flange)	396	"	Flange	0	0	0	0	0	0
397	17-10-2025	14-P- 002B Discharge line(I/V D/S Flange)	397	"	Flange	0	0	0	0	0	0
398	17-10-2025	14-P- 002B Discharge line(I/V Flange/Bonnet)	398	"	Flange	0	0	0	0	0	0
399	17-10-2025	14-P- 002B Discharge line(NRV Top Flange)	399	"	Flange	0	0	0	0	0	0

Sr.No.	Date	Location	Tag No.	Line Size	Componenet Type	Screening Value (PPM) before Repair	Emission Kg/Hr	Emission Kg/day	Screening Value (PPM) afterRepair	Emission Kg/Hr	Emission Kg/day
400	17-10-2025	14-P- 002B Discharge line(NRV U/S Flange)	400	"	Flange	0	0	0	0	0	0
401	17-10-2025	14-PV-02A/B Circulation line (I/V Gland)	401	3 Inch	Valve	0	0	0	0	0	0
402	17-10-2025	14-PV-02A/B Circulation line (I/V U/S Flange)	402	"	Flange	0	0	0	0	0	0
403	17-10-2025	14-PV-02A/B Circulation line (I/V D/S Flange)	403	"	Flange	0	0	0	0	0	0
404	17-10-2025	14-PV-02A/B Circulation line (I/V Flange/Bonnet)	404	"	Flange	0	0	0	0	0	0
405	17-10-2025	14-P- 013A Suction line (I/V Gland)	405	6 Inch	Valve	101.4	0.000169	0.004046759	101.4	0.000169	0.004046759
406	17-10-2025	14-P- 013A Suction line (I/V U/S Flange)	406	"	Flange	0	0	0	0	0	0
407	17-10-2025	14-P- 013A Suction line (I/V D/S Flange)	407	"	Flange	0	0	0	0	0	0
408	17-10-2025	14-P- 013A Suction line (I/V Flange/Bonnet)	408	"	Flange	0	0	0	0	0	0
409	17-10-2025	14-P- 013A Discharge line (I/V Gland)	409	4 Inch	Valve	0	0	0	0	0	0
410	17-10-2025	14-P- 013A Discharge line(I/V U/S Flange)	410	"	Flange	0	0	0	0	0	0
411	17-10-2025	14-P- 013A Discharge line(I/V D/S Flange)	411	"	Flange	0	0	0	0	0	0
412	17-10-2025	14-P- 013A Discharge line(I/V Flange/Bonnet)	412	"	Flange	0	0	0	0	0	0
413	17-10-2025	14-P- 013A Discharge line(NRV Top Flange)	413	"	Flange	0	0	0	0	0	0
414	17-10-2025	14-P- 013A Discharge line(NRV U/S Flange)	414	"	Flange	0	0	0	0	0	0
415	17-10-2025	14-P- 013B Suction line (I/V Gland)	415	6 Inch	Valve	0	0	0	0	0	0
416	17-10-2025	14-P- 013B Suction line (I/V U/S Flange)	416	"	Flange	0	0	0	0	0	0
417	17-10-2025	14-P- 013B Suction line (I/V D/S Flange)	417	"	Flange	0	0	0	0	0	0
418	17-10-2025	14-P- 013B Suction line (I/V Flange/Bonnet)	418	"	Flange	0	0	0	0	0	0
419	17-10-2025	14-P- 013B Discharge line (I/V Gland)	419	4 Inch	Valve	0	0	0	0	0	0
420	17-10-2025	14-P- 013B Discharge line(I/V U/S Flange)	420	"	Flange	0	0	0	0	0	0
421	17-10-2025	14-P- 013B Discharge line(I/V D/S Flange)	421	"	Flange	0	0	0	0	0	0
422	17-10-2025	14-P- 013B Discharge line(I/V Flange/Bonnet)	422	"	Flange	0	0	0	0	0	0
423	17-10-2025	14-P- 013B Discharge line(NRV Top Flange)	423	"	Flange	0	0	0	0	0	0
424	17-10-2025	14-P- 013B Discharge line(NRV U/S Flange)	424	"	Flange	0	0	0	0	0	0
425	17-10-2025	14-P- 161A Suction line (I/V Gland)	425	4 Inch	Valve	0	0	0	0	0	0
426	17-10-2025	14-P- 161A Suction line (I/V U/S Flange)	426	"	Flange	0	0	0	0	0	0
427	17-10-2025	14-P- 161A Suction line (I/V D/S Flange)	427	"	Flange	0	0	0	0	0	0
428	17-10-2025	14-P- 161A Suction line (I/V Flange/Bonnet)	428	"	Flange	0	0	0	0	0	0
429	17-10-2025	14-P- 161A Discharge line (I/V Gland)	429	3 Inch	Valve	0	0	0	0	0	0
430	17-10-2025	14-P- 161A Discharge line(I/V U/S Flange)	430	"	Flange	0	0	0	0	0	0
431	17-10-2025	14-P- 161A Discharge line(I/V D/S Flange)	431	"	Flange	0	0	0	0	0	0
432	17-10-2025	14-P- 161A Discharge line(I/V Flange/Bonnet)	432	"	Flange	0	0	0	0	0	0
433	17-10-2025	14-P- 161A Discharge line(NRV Top Flange)	433	"	Flange	0	0	0	0	0	0
434	17-10-2025	14-P- 161A Discharge line(NRV U/S Flange)	434	"	Flange	0	0	0	0	0	0
435	17-10-2025	14-P- 161B Suction line (I/V Gland)	435	4 Inch	Valve	0	0	0	0	0	0
436	17-10-2025	14-P- 161B Suction line (I/V U/S Flange)	436	"	Flange	0	0	0	0	0	0
437	17-10-2025	14-P- 161B Suction line (I/V D/S Flange)	437	"	Flange	0	0	0	0	0	0
438	17-10-2025	14-P- 161B Suction line (I/V Flange/Bonnet)	438	"	Flange	0	0	0	0	0	0
439	17-10-2025	14-P- 161B Discharge line (I/V Gland)	439	3 Inch	Valve	0	0	0	0	0	0

Sr.No.	Date	Location	Tag No.	Line Size	Componenet Type	Screening Value (PPM) before Repair	Emission Kg/Hr	Emission Kg/day	Screening Value (PPM) afterRepair	Emission Kg/Hr	Emission Kg/day
440	17-10-2025	14-P- 161B Discharge line(I/V U/S Flange)	440	"	Flange	0	0	0	0	0	0
441	17-10-2025	14-P- 161B Discharge line(I/V D/S Flange)	441	"	Flange	0	0	0	0	0	0
442	17-10-2025	14-P- 161B Discharge line(I/V Flange/Bonnet)	442	"	Flange	0	0	0	0	0	0
443	17-10-2025	14-P- 161B Discharge line(NRV Top Flange)	443	"	Flange	0	0	0	0	0	0
444	17-10-2025	14-P- 161B Discharge line(NRV U/S Flange)	444	"	Flange	0	0	0	0	0	0
445	17-10-2025	14-P- 152A Suction line (I/V Gland)	445	4 Inch	Valve	0	0	0	0	0	0
446	17-10-2025	14-P- 152A Suction line (I/V U/S Flange)	446	"	Flange	0	0	0	0	0	0
447	17-10-2025	14-P- 152A Suction line (I/V D/S Flange)	447	"	Flange	0	0	0	0	0	0
448	17-10-2025	14-P- 152A Suction line (I/V Flange/Bonnet)	448	"	Flange	0	0	0	0	0	0
449	17-10-2025	14-P- 152A Discharge line (I/V Gland)	449	3 Inch	Valve	0	0	0	0	0	0
450	17-10-2025	14-P- 152A Discharge line (I/V U/S Flange)	450	"	Flange	0	0	0	0	0	0
451	17-10-2025	14-P- 152A Discharge line (I/V D/S Flange)	451	"	Flange	0	0	0	0	0	0
452	17-10-2025	14-P- 152A Discharge line (I/V Flange/Bonnet)	452	"	Flange	0	0	0	0	0	0
453	17-10-2025	14-P- 152A Discharge line(NRV Top Flange)	453	"	Flange	0	0	0	0	0	0
454	17-10-2025	14-P- 152A Discharge line(NRV U/S Flange)	454	"	Flange	0	0	0	0	0	0
455	17-10-2025	14-P- 152B North Side - C-008 Empty Out line 1st /west (I/V Gland)	455	4 Inch	Valve	0	0	0	0	0	0
456	17-10-2025	14-P- 152B North Side - C-008 Empty Out line 1st /west (I/V U/S Flange)	456	"	Flange	0	0	0	0	0	0
457	17-10-2025	14-P- 152B North Side - C-008 Empty Out line 1st /west (I/V D/S Flange)	457	"	Flange	0	0	0	0	0	0
458	17-10-2025	14-P- 152B North Side - C-008 Empty Out line 1st /west (I/V Flange/Bonnet)	458	"	Flange	0	0	0	0	0	0
459	17-10-2025	14-P- 152B North Side - C-008 Empty Out line 2nd /east (I/V Gland)	459	"	Valve	849.2	0.000660	0.015836362	849.2	0.000660	0.015836362
460	17-10-2025	14-P- 152B North Side - C-008 Empty Out line 2nd /east (I/V U/S Flange)	460	"	Flange	0	0	0	0	0	0
461	17-10-2025	14-P- 152B North Side - C-008 Empty Out line 2nd /east (I/V D/S Flange)	461	"	Flange	0	0	0	0	0	0
462	17-10-2025	14-P- 152B North Side - C-008 Empty Out line 2nd /east (I/V Flange/Bonnet)	462	"	Flange	0	0	0	0	0	0
463	17-10-2025	14-P- 152B Suction line (I/V Gland)	463	4 Inch	Valve	0	0	0	0	0	0
464	17-10-2025	14-P- 152B Suction line (I/V U/S Flange)	464	"	Flange	0	0	0	0	0	0
465	17-10-2025	14-P- 152B Suction line (I/V D/S Flange)	465	"	Flange	0	0	0	0	0	0
466	17-10-2025	14-P- 152B Suction line (I/V Flange/Bonnet)	466	"	Flange	0	0	0	0	0	0
467	17-10-2025	14-P- 152B Discharge line (I/V Gland)	467	3 Inch	Valve	0	0	0	0	0	0
468	17-10-2025	14-P- 152B Discharge line (I/V U/S Flange)	468	"	Flange	0	0	0	0	0	0
469	17-10-2025	14-P- 152B Discharge line (I/V D/S Flange)	469	"	Flange	0	0	0	0	0	0
470	17-10-2025	14-P- 152B Discharge line (I/V Flange/Bonnet)	470	"	Flange	0	0	0	0	0	0
471	17-10-2025	14-P- 152B Discharge line(NRV Top Flange)	471	"	Flange	0	0	0	0	0	0
472	17-10-2025	14-P- 152B Discharge line(NRV U/S Flange)	472	"	Flange	0	0	0	0	0	0
473	17-10-2025	14-P- 151A Suction line (I/V Gland)	473	2 Inch	Valve	0	0	0	0	0	0
474	17-10-2025	14-P- 151A Suction line (I/V U/S Flange)	474	"	Flange	0	0	0	0	0	0
475	17-10-2025	14-P- 151A Suction line (I/V D/S Flange)	475	"	Flange	0	0	0	0	0	0
476	17-10-2025	14-P- 151A Suction line (I/V Flange/Bonnet)	476	"	Flange	0	0	0	0	0	0
477	17-10-2025	14-P- 151A Discharge line (I/V Gland)	477	3 Inch	Valve	0	0	0	0	0	0
478	17-10-2025	14-P- 151A Discharge line (I/V Flange/Bonnet)	478	"	Flange	0	0	0	0	0	0
479	17-10-2025	14-P- 151A Discharge line(NRV Top Flange)	479	"	Flange	0	0	0	0	0	0

Sr.No.	Date	Location	Tag No.	Line Size	Componenet Type	Screening Value (PPM) before Repair	Emission Kg/Hr	Emission Kg/day	Screening Value (PPM) afterRepair	Emission Kg/Hr	Emission Kg/day
480	17-10-2025	14-P- 151B Suction line (I/V Gland)	480	2 Inch	Valve	0	0	0	0	0	0
481	17-10-2025	14-P- 151B Suction line (I/V U/S Flange)	481	"	Flange	0	0	0	0	0	0
482	17-10-2025	14-P- 151B Suction line (I/V D/S Flange)	482	"	Flange	0	0	0	0	0	0
483	17-10-2025	14-P- 151B Suction line (I/V Flange/Bonnet)	483	"	Flange	0	0	0	0	0	0
484	17-10-2025	14-P- 151B Discharge line (I/V Gland)	484	3 Inch	Valve	0	0	0	0	0	0
485	17-10-2025	14-P- 151B Discharge line (I/V U/S Flange)	485	"	Flange	0	0	0	0	0	0
486	17-10-2025	14-P- 151B Discharge line (I/V D/S Flange)	486	"	Flange	0	0	0	0	0	0
487	17-10-2025	14-P- 151B Discharge line (I/V Flange/Bonnet)	487	"	Flange	0	0	0	0	0	0
488	17-10-2025	14-P- 151B Discharge line(NRV Top Flange)	488	"	Flange	0	0	0	0	0	0
489	17-10-2025	14-P- 151B Discharge line(NRV U/S Flange)	489	"	Flange	0	0	0	0	0	0
490	17-10-2025	14-P- 18A Suction line (I/V Gland)	490	4 Inch	Valve	383.1	0.000396	0.009499865	383.1	0.000396	0.009499865
491	17-10-2025	14-P- 18A Suction line (I/V U/S Flange)	491	"	Flange	0	0	0	0	0	0
492	17-10-2025	14-P- 18A Suction line (I/V D/S Flange)	492	"	Flange	0	0	0	0	0	0
493	17-10-2025	14-P- 18A Suction line (I/V Flange/Bonnet)	493	"	Flange	0	0	0	0	0	0
494	17-10-2025	14-P- 18A Discharge line (I/V Gland)	494	2 Inch	Valve	0	0	0	0	0	0
495	17-10-2025	14-P- 18A Discharge line (I/V Flange/Bonnet)	495	"	Flange	0	0	0	0	0	0
496	17-10-2025	14-P- 18A Discharge line(NRV Top Flange)	496	"	Flange	0	0	0	0	0	0
497	17-10-2025	14-P- 18B Suction line (I/V Gland)	497	4 Inch	Valve	0	0	0	0	0	0
498	17-10-2025	14-P- 18B Suction line (I/V U/S Flange)	498	"	Flange	0	0	0	0	0	0
499	17-10-2025	14-P- 18B Suction line (I/V D/S Flange)	499	"	Flange	0	0	0	0	0	0
500	17-10-2025	14-P- 18B Suction line (I/V Flange/Bonnet)	500	"	Flange	0	0	0	0	0	0
501	17-10-2025	14-P- 18B Discharge line (I/V Gland)	501	2 Inch	Valve	0	0	0	0	0	0
502	17-10-2025	14-P- 18B Discharge line (I/V U/S Flange)	502	"	Flange	0	0	0	0	0	0
503	17-10-2025	14-P- 18B Discharge line (I/V D/S Flange)	503	"	Flange	0	0	0	0	0	0
504	17-10-2025	14-P- 18B Discharge line (I/V Flange/Bonnet)	504	"	Flange	0	0	0	0	0	0
505	17-10-2025	14-P- 18B Discharge line(NRV Top Flange)	505	"	Flange	0	0	0	0	0	0
506	17-10-2025	14-P- 18B Discharge line(NRV U/S Flange)	506	"	Flange	0	0	0	0	0	0
507	17-10-2025	14-FV-1103 (C/V Gland)	507	2 Inch	Valve	0	0	0	0	0	0
508	17-10-2025	14-FV-1103 (C/V U/S Flange)	508	"	Flange	0	0	0	0	0	0
509	17-10-2025	14-FV-1103 (C/V D/S Flange)	509	"	Flange	0	0	0	0	0	0
510	17-10-2025	14-FV-1103 (C/V Flange/Bonnet)	510	"	Flange	0	0	0	0	0	0
511	17-10-2025	14-FV-1103 U/S line (I/V Gland)	511	1.5 Inch	Valve	0	0	0	0	0	0
512	17-10-2025	14-FV-1103 U/S line (I/V U/S Flange)	512	"	Flange	0	0	0	0	0	0
513	17-10-2025	14-FV-1103 U/S line (I/V D/S Flange)	513	"	Flange	0	0	0	0	0	0
514	17-10-2025	14-FV-1103 U/S line (I/V Flange/Bonnet)	514	"	Flange	0	0	0	0	0	0
515	17-10-2025	14-FV-1103 D/S line (I/V Gland)	515	2 Inch	Valve	0	0	0	0	0	0
516	17-10-2025	14-FV-1103 D/S line (I/V U/S Flange)	516	"	Flange	0	0	0	0	0	0
517	17-10-2025	14-FV-1103 D/S line (I/V D/S Flange)	517	"	Flange	0	0	0	0	0	0
518	17-10-2025	14-FV-1103 D/S line (I/V Flange/Bonnet)	518	"	Flange	0	0	0	0	0	0
519	17-10-2025	14-FV-1103 Bypass line (I/V Gland)	519	1.5 Inch	Valve	0	0	0	0	0	0

Sr.No.	Date	Location	Tag No.	Line Size	Componenet Type	Screening Value (PPM) before Repair	Emission Kg/Hr	Emission Kg/day	Screening Value (PPM) afterRepair	Emission Kg/Hr	Emission Kg/day
520	17-10-2025	14-FV-1103 Bypass line (I/V U/S Flange)	520	"	Flange	0	0	0	0	0	0
521	17-10-2025	14-FV-1103 Bypass line (I/V D/S Flange)	521	"	Flange	0	0	0	0	0	0
522	17-10-2025	14-FV-1103 Bypass line (I/V Flange/Bonnet)	522	"	Flange	0	0	0	0	0	0
523	17-10-2025	14-FV-1103 drain (I/V Gland)	523	0.5 Inch	Valve	0	0	0	0	0	0
524	17-10-2025	14-FV-1103 drain (I/V U/S Flange)	524	"	Flange	0	0	0	0	0	0
525	17-10-2025	14-FV-1103 drain (End Flange)	525	"	Flange	0	0	0	0	0	0
526	17-10-2025	14-V-153 Colescer Bypass line (I/V Gland)	526	Insuation	Valve	0	0	0	0	0	0
527	18-10-2025	14-FV-404 (C/V Gland)	527	3 Inch	Valve	1352	0.000889	0.021346076	1352	0.000889	0.021346076
528	18-10-2025	14-FV-404 (C/V U/S Flange)	528	"	Flange	0	0	0	0	0	0
529	18-10-2025	14-FV-404 (C/V D/S Flange)	529	"	Flange	0	0	0	0	0	0
530	18-10-2025	14-FV-404 (C/V Flange/Bonnet)	530	"	Flange	0	0	0	0	0	0
531	18-10-2025	14-FV-404 U/S line (I/V Gland)	531	4 Inch	Valve	0	0	0	0	0	0
532	18-10-2025	14-FV-404 U/S line (I/V U/S Flange)	532	"	Flange	0	0	0	0	0	0
533	18-10-2025	14-FV-404 U/S line (I/V D/S Flange)	533	"	Flange	0	0	0	0	0	0
534	18-10-2025	14-FV-404 U/S line (I/V Flange/Bonnet)	534	"	Flange	0	0	0	0	0	0
535	18-10-2025	14-FV-404 D/S line (I/V Gland)	535	"	Valve	0	0	0	0	0	0
536	18-10-2025	14-FV-404 D/S line (I/V U/S Flange)	536	"	Flange	0	0	0	0	0	0
537	18-10-2025	14-FV-404 D/S line (I/V D/S Flange)	537	"	Flange	0	0	0	0	0	0
538	18-10-2025	14-FV-404 D/S line (I/V Flange/Bonnet)	538	"	Flange	0	0	0	0	0	0
539	18-10-2025	14-FV-404 Bypass line (I/V Gland)	539	"	Valve	0	0	0	0	0	0
540	18-10-2025	14-FV-404 Bypass line (I/V U/S Flange)	540	"	Flange	0	0	0	0	0	0
541	18-10-2025	14-FV-404 Bypass line (I/V D/S Flange)	541	"	Flange	0	0	0	0	0	0
542	18-10-2025	14-FV-404 Bypass line (I/V Flange/Bonnet)	542	"	Flange	0	0	0	0	0	0
543	18-10-2025	14-FV-404 Drain (I/V Gland)	543	0.5 Inch	Valve	0	0	0	0	0	0
544	18-10-2025	14-FV-404 Drain (I/V U/S Flange)	544	"	Flange	0	0	0	0	0	0
545	18-10-2025	14-FV-404 Drain (End Flange)	545	"	Flange	0	0	0	0	0	0
546	18-10-2025	14-FV-102 (C/V Gland)	546	1.5 Inch	Valve	22.7	0.000065	0.001548102	22.7	0.000065	0.001548102
547	18-10-2025	14-FV-102 (C/V U/S Flange)	547	"	Flange	0	0	0	0	0	0
548	18-10-2025	14-FV-102 (C/V D/S Flange)	548	"	Flange	0	0	0	0	0	0
549	18-10-2025	14-FV-102 (C/V Flange/Bonnet)	549	"	Flange	0	0	0	0	0	0
550	18-10-2025	14-FV-102 U/S line (I/V Gland)	550	4 Inch	Valve	0	0	0	0	0	0
551	18-10-2025	14-FV-102 U/S line (I/V U/S Flange)	551	"	Flange	0	0	0	0	0	0
552	18-10-2025	14-FV-102 U/S line (I/V D/S Flange)	552	"	Flange	0	0	0	0	0	0
553	18-10-2025	14-FV-102 U/S line (I/V Flange/Bonnet)	553	"	Flange	0	0	0	0	0	0
554	18-10-2025	14-FV-102 D/S line (I/V Gland)	554	"	Valve	0	0	0	0	0	0
555	18-10-2025	14-FV-102 D/S line (I/V U/S Flange)	555	"	Flange	0	0	0	0	0	0
556	18-10-2025	14-FV-102 D/S line (I/V D/S Flange)	556	"	Flange	0	0	0	0	0	0
557	18-10-2025	14-FV-102 D/S line (I/V Flange/Bonnet)	557	"	Flange	0	0	0	0	0	0
558	18-10-2025	14-FV-102 Bypass line (I/V Gland)	558	"	Valve	0	0	0	0	0	0
559	18-10-2025	14-FV-102 Bypass line (I/V U/S Flange)	559	"	Flange	0	0	0	0	0	0

Sr.No.	Date	Location	Tag No.	Line Size	Componenet Type	Screening Value (PPM) before Repair	Emission Kg/Hr	Emission Kg/day	Screening Value (PPM) afterRepair	Emission Kg/Hr	Emission Kg/day
560	18-10-2025	14-FV-102 Bypass line (I/V D/S Flange)	560	"	Flange	0	0	0	0	0	0
561	18-10-2025	14-FV-102 Bypass line (I/V Flange/Bonnet)	561	"	Flange	0	0	0	0	0	0
562	18-10-2025	14-FV-102 Drain (I/V Gland)	562	0.5 Inch	Valve	0	0	0	0	0	0
563	18-10-2025	14-FV-102 Drain (I/V U/S Flange)	563	"	Flange	0	0	0	0	0	0
564	18-10-2025	14-FV-102 Drain (End Flange)	564	"	Flange	0	0	0	0	0	0
565	18-10-2025	14-FV-1205 (C/V Gland)	565	Insulation	Valve	0	0	0	0	0	0
566	18-10-2025	14-FV-1205 U/S line (I/V Gland)	566	4 Inch	Valve	1031	0.000747	0.017936722	1031	0.000747	0.017936722
567	18-10-2025	14-FV-1205 U/S line (I/V U/S Flange)	567	"	Flange	0	0	0	0	0	0
568	18-10-2025	14-FV-1205 U/S line (I/V D/S Flange)	568	"	Flange	0	0	0	0	0	0
569	18-10-2025	14-FV-1205 U/S line (I/V Flange/Bonnet)	569	"	Flange	0	0	0	0	0	0
570	18-10-2025	14-FV-1205 D/S line (I/V Gland)	570	"	Valve	0	0	0	0	0	0
571	18-10-2025	14-FV-1205 D/S line (I/V U/S Flange)	571	"	Flange	0	0	0	0	0	0
572	18-10-2025	14-FV-1205 D/S line (I/V D/S Flange)	572	"	Flange	0	0	0	0	0	0
573	18-10-2025	14-FV-1205 D/S line (I/V Flange/Bonnet)	573	"	Flange	0	0	0	0	0	0
574	18-10-2025	14-FV-1205 Bypass line (I/V Gland)	574	"	Valve	0	0	0	0	0	0
575	18-10-2025	14-FV-1205 Bypass line (I/V U/S Flange)	575	"	Flange	0	0	0	0	0	0
576	18-10-2025	14-FV-1205 Bypass line (I/V D/S Flange)	576	"	Flange	0	0	0	0	0	0
577	18-10-2025	14-FV-1205 Bypass line (I/V Flange/Bonnet)	577	"	Flange	0	0	0	0	0	0
578	18-10-2025	14-FV-1205 Drain (I/V Gland)	578	0.5 Inch	Valve	0	0	0	0	0	0
579	18-10-2025	14-FV-1205 Drain (I/V Flange/Bonnet)	579	"	Flange	0	0	0	0	0	0
580	18-10-2025	14-FV-501 (C/V Gland)	580	3 Inch	Valve	0	0	0	0	0	0
581	18-10-2025	14-FV-501 (C/V U/S Flange)	581	"	Flange	0	0	0	0	0	0
582	18-10-2025	14-FV-501 (C/V D/S Flange)	582	"	Flange	0	0	0	0	0	0
583	18-10-2025	14-FV-501 (C/V Flange/Bonnet)	583	"	Flange	0	0	0	0	0	0
584	18-10-2025	14-FV-501 U/S line (I/V Gland)	584	"	Valve	0	0	0	0	0	0
585	18-10-2025	14-FV-501 U/S line (I/V U/S Flange)	585	"	Flange	0	0	0	0	0	0
586	18-10-2025	14-FV-501 U/S line (I/V D/S Flange)	586	"	Flange	0	0	0	0	0	0
587	18-10-2025	14-FV-501 U/S line (I/V Flange/Bonnet)	587	"	Flange	0	0	0	0	0	0
588	18-10-2025	14-FV-501 D/S line (I/V Gland)	588	"	Valve	0	0	0	0	0	0
589	18-10-2025	14-FV-501 D/S line (I/V U/S Flange)	589	"	Flange	0	0	0	0	0	0
590	18-10-2025	14-FV-501 D/S line (I/V D/S Flange)	590	"	Flange	0	0	0	0	0	0
591	18-10-2025	14-FV-501 D/S line (I/V Flange/Bonnet)	591	"	Flange	0	0	0	0	0	0
592	18-10-2025	14-FV-501 Bypass line (I/V Gland)	592	"	Valve	0	0	0	0	0	0
593	18-10-2025	14-FV-501 Bypass line (I/V U/S Flange)	593	"	Flange	0	0	0	0	0	0
594	18-10-2025	14-FV-501 Bypass line (I/V D/S Flange)	594	"	Flange	0	0	0	0	0	0
595	18-10-2025	14-FV-501 Bypass line (I/V Flange/Bonnet)	595	"	Flange	0	0	0	0	0	0
596	18-10-2025	14-FV-501 Drain (I/V Gland)	596	0.5 Inch	Valve	0	0	0	0	0	0
597	18-10-2025	14-FV-501 Drain (I/V U/S Flange)	597	"	Flange	0	0	0	0	0	0
598	18-10-2025	14-FV-501 Drain (End Flange)	598	"	Flange	0	0	0	0	0	0
599	18-10-2025	14-PV-1151 (C/V Gland)	599	8 Inch	Valve	0	0	0	0	0	0

Sr.No.	Date	Location	Tag No.	Line Size	Componenet Type	Screening Value (PPM) before Repair	Emission Kg/Hr	Emission Kg/day	Screening Value (PPM) afterRepair	Emission Kg/Hr	Emission Kg/day
600	18-10-2025	14-PV-1151 (C/V U/S Flange)	600	"	Flange	0	0	0	0	0	0
601	18-10-2025	14-PV-1151 (C/V D/S Flange)	601	"	Flange	0	0	0	0	0	0
602	18-10-2025	14-PV-1151 (C/V Flange/Bonnet)	602	"	Flange	0	0	0	0	0	0
603	18-10-2025	14-PV-1151 U/S line Bucket Strainer(N) (I/V Gland)	603	"	Valve	0	0	0	0	0	0
604	18-10-2025	14-PV-1151 U/S line Bucket Strainer (N) (I/V U/S Flange)	604	"	Flange	0	0	0	0	0	0
605	18-10-2025	14-PV-1151 U/S line Bucket Strainer (N) (I/V D/S Flange)	605	"	Flange	0	0	0	0	0	0
606	18-10-2025	14-PV-1151 U/S line Bucket Strainer (N) (I/V Flange/Bonnet)	606	"	Flange	0	0	0	0	0	0
607	18-10-2025	14-PV-1151 U/S line Bucket Strainer (S) (I/V Gland)	607	"	Valve	0	0	0	0	0	0
608	18-10-2025	14-PV-1151 U/S line Bucket Strainer (S) (I/V U/S Flange)	608	"	Flange	0	0	0	0	0	0
609	18-10-2025	14-PV-1151 U/S line Bucket Strainer (S) (I/V D/S Flange)	609	"	Flange	0	0	0	0	0	0
610	18-10-2025	14-PV-1151 U/S line Bucket Strainer (S) (I/V Flange/Bonnet)	610	"	Flange	0	0	0	0	0	0
611	18-10-2025	14-PV-1151 D/S line Bucket Strainer(N) (I/V Gland)	611	"	Valve	0	0	0	0	0	0
612	18-10-2025	14-PV-1151 D/S line Bucket Strainer (N) (I/V U/S Flange)	612	"	Flange	0	0	0	0	0	0
613	18-10-2025	14-PV-1151 D/S line Bucket Strainer (N) (I/V D/S Flange)	613	"	Flange	0	0	0	0	0	0
614	18-10-2025	14-PV-1151 D/S line Bucket Strainer (N) (I/V Flange/Bonnet)	614	"	Flange	0	0	0	0	0	0
615	18-10-2025	14-PV-1151 D/S line Bucket Strainer (S) (I/V Gland)	615	"	Valve	0	0	0	0	0	0
616	18-10-2025	14-PV-1151 D/S line Bucket Strainer (S) (I/V U/S Flange)	616	"	Flange	0	0	0	0	0	0
617	18-10-2025	14-PV-1151 D/S line Bucket Strainer (S) (I/V D/S Flange)	617	"	Flange	0	0	0	0	0	0
618	18-10-2025	14-PV-1151 D/S line Bucket Strainer (S) (I/V Flange/Bonnet)	618	"	Flange	0	0	0	0	0	0
619	18-10-2025	14-PV-1151 Main line I/V of Bucket Stariner (I/V Gland)	619	"	Valve	0	0	0	0	0	0
620	18-10-2025	14-PV-1151 Main line I/V of Bucket Stariner (I/V U/S Flange)	620	"	Flange	0	0	0	0	0	0
621	18-10-2025	14-PV-1151 Main line I/V of Bucket Stariner (I/V D/S Flange)	621	"	Flange	0	0	0	0	0	0
622	18-10-2025	14-PV-1151 Main line I/V of Bucket Stariner (I/V Flange/Bonnet)	622	"	Flange	0	0	0	0	0	0
623	18-10-2025	14-PV-507 (C/V Gland)	623	2 Inch	Valve	276.9	0.000321	0.007712627	276.9	0.000321	0.007712627
624	18-10-2025	14-PV-507 (C/V U/S Flange)	624	"	Flange	0	0	0	0	0	0
625	18-10-2025	14-PV-507 (C/V D/S Flange)	625	"	Flange	0	0	0	0	0	0
626	18-10-2025	14-PV-507 (C/V Flange/Bonnet)	626	"	Flange	0	0	0	0	0	0
627	18-10-2025	14-PV-507 U/S line (I/V Gland)	627	4 Inch	Valve	0	0	0	0	0	0
628	18-10-2025	14-PV-507 U/S line (I/V U/S Flange)	628	"	Flange	0	0	0	0	0	0
629	18-10-2025	14-PV-507 U/S line (I/V D/S Flange)	629	"	Flange	0	0	0	0	0	0
630	18-10-2025	14-PV-507 U/S line (I/V Flange/Bonnet)	630	"	Flange	0	0	0	0	0	0
631	18-10-2025	14-PV-507 D/S line (I/V Gland)	631	"	Valve	0	0	0	0	0	0
632	18-10-2025	14-PV-507 D/S line (I/V U/S Flange)	632	"	Flange	0	0	0	0	0	0
633	18-10-2025	14-PV-507 D/S line (I/V D/S Flange)	633	"	Flange	0	0	0	0	0	0
634	18-10-2025	14-PV-507 D/S line (I/V Flange/Bonnet)	634	"	Flange	0	0	0	0	0	0
635	18-10-2025	14-PV-507 Bypass line (I/V Gland)	635	"	Valve	0	0	0	0	0	0
636	18-10-2025	14-PV-507 Bypass line (I/V U/S Flange)	636	"	Flange	0	0	0	0	0	0
637	18-10-2025	14-PV-507 Bypass line (I/V D/S Flange)	637	"	Flange	0	0	0	0	0	0
638	18-10-2025	14-PV-507 Bypass line (I/V Flange/Bonnet)	638	"	Flange	0	0	0	0	0	0
639	18-10-2025	14-PV-507 Drain (I/V Gland)	639	0.5 Inch	Valve	0	0	0	0	0	0

Sr.No.	Date	Location	Tag No.	Line Size	Componenet Type	Screening Value (PPM) before Repair	Emission Kg/Hr	Emission Kg/day	Screening Value (PPM) afterRepair	Emission Kg/Hr	Emission Kg/day
640	18-10-2025	14-PV-507 Drain (I/V U/S Flange)	640	"	Flange	0	0	0	0	0	0
641	18-10-2025	14-PV-507 Drain (End Flange)	641	"	Flange	0	0	0	0	0	0
642	18-10-2025	Near FV-1301 - LPG from P-13 line lower (I/V Gland)	642	3 Inch	Valve	0	0	0	0	0	0
643	18-10-2025	Near FV-1301 - LPG from P-13 line lower (I/V U/S Flange)	643	"	Flange	0	0	0	0	0	0
644	18-10-2025	Near FV-1301 - LPG from P-13 line lower (I/V D/S Flange)	644	"	Flange	0	0	0	0	0	0
645	18-10-2025	Near FV-1301 - LPG from P-13 line lower (I/V Flange/Bonnet)	645	"	Flange	0	0	0	0	0	0
646	18-10-2025	Near FV-1301 - LPG from P-13 line upper (I/V Gland)	646	"	Valve	0	0	0	0	0	0
647	18-10-2025	Near FV-1301 - LPG from P-13 line upper (I/V U/S Flange)	647	"	Flange	0	0	0	0	0	0
648	18-10-2025	Near FV-1301 - LPG from P-13 line upper (I/V D/S Flange)	648	"	Flange	0	0	0	0	0	0
649	18-10-2025	Near FV-1301 - LPG from P-13 line upper (I/V Flange/Bonnet)	649	"	Flange	0	0	0	0	0	0
650	18-10-2025	14-PV-1201A (C/V Gland)	650	4 Inch	Valve	0	0	0	0	0	0
651	18-10-2025	14-PV-1201A (C/V U/S Flange)	651	"	Flange	0	0	0	0	0	0
652	18-10-2025	14-PV-1201A (C/V D/S Flange)	652	"	Flange	0	0	0	0	0	0
653	18-10-2025	14-PV-1201A (C/V Flange/Bonnet)	653	"	Flange	0	0	0	0	0	0
654	18-10-2025	14-PV-1201A U/S line (I/V Gland)	654	6 Inch	Valve	0	0	0	0	0	0
655	18-10-2025	14-PV-1201A U/S line (I/V U/S Flange)	655	"	Flange	0	0	0	0	0	0
656	18-10-2025	14-PV-1201A U/S line (I/V D/S Flange)	656	"	Flange	0	0	0	0	0	0
657	18-10-2025	14-PV-1201A U/S line (I/V Flange/Bonnet)	657	"	Flange	0	0	0	0	0	0
658	18-10-2025	14-PV-1201A D/S line (I/V Gland)	658	"	Valve	0	0	0	0	0	0
659	18-10-2025	14-PV-1201A D/S line (I/V U/S Flange)	659	"	Flange	0	0	0	0	0	0
660	18-10-2025	14-PV-1201A D/S line (I/V D/S Flange)	660	"	Flange	0	0	0	0	0	0
661	18-10-2025	14-PV-1201A D/S line (I/V Flange/Bonnet)	661	"	Flange	0	0	0	0	0	0
662	18-10-2025	14-PV-1201A Bypass line (I/V Gland)	662	4 Inch	Valve	0	0	0	0	0	0
663	18-10-2025	14-PV-1201A Bypass line (I/V U/S Flange)	663	"	Flange	0	0	0	0	0	0
664	18-10-2025	14-PV-1201A Bypass line (I/V D/S Flange)	664	"	Flange	0	0	0	0	0	0
665	18-10-2025	14-PV-1201A Bypass line (I/V Flange/Bonnet)	665	"	Flange	0	0	0	0	0	0
666	18-10-2025	14-PV-1201A U/S drain (I/V Gland)	666	0.5 Inch	Valve	0	0	0	0	0	0
667	18-10-2025	14-PV-1201A U/S drain (I/V U/S Flange)	667	"	Flange	0	0	0	0	0	0
668	18-10-2025	14-PV-1201A U/S drain (End Flange)	668	"	Flange	0	0	0	0	0	0
669	18-10-2025	14-PV-1201A D/S drain (I/V Gland)	669	"	Valve	0	0	0	0	0	0
670	18-10-2025	14-PV-1201A D/S drain (I/V U/S Flange)	670	"	Flange	0	0	0	0	0	0
671	18-10-2025	14-PV-1201A D/S drain (End Flange)	671	"	Flange	0	0	0	0	0	0
672	18-10-2025	14-PV-1201 (C/V Gland)	672	Insulation	Valve	0	0	0	0	0	0
673	18-10-2025	14-PV-1201 U/S line (I/V Gland)	673	4 Inch	Valve	14.5	0.000048	0.001160992	14.5	0.000048	0.001160992
674	18-10-2025	14-PV-1201 U/S line (I/V U/S Flange)	674	"	Flange	0	0	0	0	0	0
675	18-10-2025	14-PV-1201 U/S line (I/V D/S Flange)	675	"	Flange	0	0	0	0	0	0
676	18-10-2025	14-PV-1201 U/S line (I/V Flange/Bonnet)	676	"	Flange	0	0	0	0	0	0
677	18-10-2025	14-PV-1201 D/S line (I/V Gland)	677	Insulation	Valve	0	0	0	0	0	0
678	18-10-2025	14-PV-1201 Bypass line (I/V Gland)	678	4 Inch	Valve	0	0	0	0	0	0
679	18-10-2025	14-PV-1201 Bypass line (I/V U/S Flange)	679	"	Flange	0	0	0	0	0	0

Sr.No.	Date	Location	Tag No.	Line Size	Componenet Type	Screening Value (PPM) before Repair	Emission Kg/Hr	Emission Kg/day	Screening Value (PPM) afterRepair	Emission Kg/Hr	Emission Kg/day
680	18-10-2025	14-PV-1201 Bypass line (I/V D/S Flange)	680	"	Flange	0	0	0	0	0	0
681	18-10-2025	14-PV-1201 Bypass line (I/V Flange/Bonnet)	681	"	Flange	0	0	0	0	0	0
682	18-10-2025	14-PV-1201 drain (I/V Gland)	682	0.5 Inch	Valve	0	0	0	0	0	0
683	18-10-2025	14-PV-1201 drain (I/V U/S Flange)	683	"	Flange	0	0	0	0	0	0
684	18-10-2025	14-PV-1201 drain (End Flange)	684	"	Flange	0	0	0	0	0	0
685	18-10-2025	14-FV-1204 (C/V Gland)	685	3 Inch	Valve	10.7	0.000040	0.000955202	10.7	0.000040	0.000955202
686	18-10-2025	14-FV-1204 (C/V U/S Flange)	686	"	Flange	0	0	0	0	0	0
687	18-10-2025	14-FV-1204 (C/V D/S Flange)	687	"	Flange	0	0	0	0	0	0
688	18-10-2025	14-FV-1204 (C/V Flange/Bonnet)	688	"	Flange	0	0	0	0	0	0
689	18-10-2025	14-FV-1204 U/S line (I/V Gland)	689	4 Inch	Valve	758	0.000613	0.014722401	758	0.000613	0.014722401
690	18-10-2025	14-FV-1204 U/S line (I/V U/S Flange)	690	"	Flange	0	0	0	0	0	0
691	18-10-2025	14-FV-1204 U/S line (I/V D/S Flange)	691	"	Flange	0	0	0	0	0	0
692	18-10-2025	14-FV-1204 U/S line (I/V Flange/Bonnet)	692	"	Flange	0	0	0	0	0	0
693	18-10-2025	14-FV-1204 D/S line (I/V Gland)	693	"	Valve	1002	0.000734	0.017611165	1002	0.000734	0.017611165
694	18-10-2025	14-FV-1204 D/S line (I/V U/S Flange)	694	"	Flange	0	0	0	0	0	0
695	18-10-2025	14-FV-1204 D/S line (I/V D/S Flange)	695	"	Flange	0	0	0	0	0	0
696	18-10-2025	14-FV-1204 D/S line (I/V Flange/Bonnet)	696	"	Flange	0	0	0	0	0	0
697	18-10-2025	14-FV-1207 (C/V Gland)	697	2 Inch	Valve	0	0	0	0	0	0
698	18-10-2025	14-FV-1207 (C/V U/S Flange)	698	"	Flange	0	0	0	0	0	0
699	18-10-2025	14-FV-1207 (C/V D/S Flange)	699	"	Flange	0	0	0	0	0	0
700	18-10-2025	14-FV-1207 (C/V Flange/Bonnet)	700	"	Flange	0	0	0	0	0	0
701	18-10-2025	14-FV-1207 U/S line (I/V Gland)	701	"	Valve	0	0	0	0	0	0
702	18-10-2025	14-FV-1207 U/S line (I/V U/S Flange)	702	"	Flange	0	0	0	0	0	0
703	18-10-2025	14-FV-1207 U/S line (I/V D/S Flange)	703	"	Flange	0	0	0	0	0	0
704	18-10-2025	14-FV-1207 U/S line (I/V Flange/Bonnet)	704	"	Flange	0	0	0	0	0	0
705	18-10-2025	14-FV-1207 D/S line (I/V Gland)	705	"	Valve	0	0	0	0	0	0
706	18-10-2025	14-FV-1207 D/S line (I/V U/S Flange)	706	"	Flange	0	0	0	0	0	0
707	18-10-2025	14-FV-1207 D/S line (I/V D/S Flange)	707	"	Flange	0	0	0	0	0	0
708	18-10-2025	14-FV-1207 D/S line (I/V Flange/Bonnet)	708	"	Flange	0	0	0	0	0	0
709	18-10-2025	14-FV-1207 Bypass line (I/V Gland)	709	"	Valve	0	0	0	0	0	0
710	18-10-2025	14-FV-1207 Bypass line (I/V U/S Flange)	710	"	Flange	0	0	0	0	0	0
711	18-10-2025	14-FV-1207 Bypass line (I/V D/S Flange)	711	"	Flange	0	0	0	0	0	0
712	18-10-2025	14-FV-1207 Bypass line (I/V Flange/Bonnet)	712	"	Flange	0	0	0	0	0	0
713	18-10-2025	14-FV-1207 To C-007 Inlet line lower (I/V Gland)	713	2 Inch	Valve	5.5	0.000026	0.00062308	5.5	0.000026	0.00062308
714	18-10-2025	14-FV-1207 To C-007 Inlet line lower (I/V U/S Flange)	714	"	Flange	0	0	0	0	0	0
715	18-10-2025	14-FV-1207 To C-007 Inlet line lower (I/V D/S Flange)	715	"	Flange	0	0	0	0	0	0
716	18-10-2025	14-FV-1207 To C-007 Inlet line lower (I/V Flange/Bonnet)	716	"	Flange	0	0	0	0	0	0
717	18-10-2025	14-FV-1207 To C-007 Inlet line upper (I/V Gland)	717	"	Valve	0	0	0	0	0	0
718	18-10-2025	14-FV-1207 To C-007 Inlet line upper (I/V U/S Flange)	718	"	Flange	0	0	0	0	0	0
719	18-10-2025	14-FV-1207 To C-007 Inlet line upper (I/V D/S Flange)	719	"	Flange	0	0	0	0	0	0

Sr.No.	Date	Location	Tag No.	Line Size	Componenet Type	Screening Value (PPM) before Repair	Emission Kg/Hr	Emission Kg/day	Screening Value (PPM) afterRepair	Emission Kg/Hr	Emission Kg/day
720	18-10-2025	14-FV-1207 To C-007 Inlet line upper (I/V Flange/Bonnet)	720	"	Flange	0	0	0	0	0	0
721	18-10-2025	14-FV-1207 Absorbent flow to - C08 line (I/V Gland)	721	3 Inch	Valve	0	0	0	0	0	0
722	18-10-2025	14-FV-1207 Absorbent flow to - C08 line (I/V U/S Flange)	722	"	Flange	0	0	0	0	0	0
723	18-10-2025	14-FV-1207 Absorbent flow to - C08 line (I/V D/S Flange)	723	"	Flange	0	0	0	0	0	0
724	18-10-2025	14-FV-1207 Absorbent flow to - C08 line (I/V Flange/Bonnet)	724	"	Flange	0	0	0	0	0	0
725	18-10-2025	14-FV-1207 drain (I/V Gland)	725	0.5 Inch	Valve	0	0	0	0	0	0
726	18-10-2025	14-FV-1207 drain (I/V U/S Flange)	726	"	Flange	0	0	0	0	0	0
727	18-10-2025	14-FV-1207 drain (End Flange)	727	"	Flange	0	0	0	0	0	0
728	18-10-2025	14-FC-551 (C/V Gland)	728	1 Inch	Valve	29.5	0.000076	0.00183171	29.5	0.000076	0.00183171
729	18-10-2025	14-FC-551 (C/V U/S Flange)	729	"	Flange	0	0	0	0	0	0
730	18-10-2025	14-FC-551 (C/V D/S Flange)	730	"	Flange	0	0	0	0	0	0
731	18-10-2025	14-FC-551 (C/V Flange/Bonnet)	731	"	Flange	0	0	0	0	0	0
732	18-10-2025	14-FC-551 U/S line (I/V Gland)	732	2 Inch	Valve	0	0	0	0	0	0
733	18-10-2025	14-FC-551 U/S line (I/V U/S Flange)	733	"	Flange	0	0	0	0	0	0
734	18-10-2025	14-FC-551 U/S line (I/V D/S Flange)	734	"	Flange	0	0	0	0	0	0
735	18-10-2025	14-FC-551 U/S line (I/V Flange/Bonnet)	735	"	Flange	0	0	0	0	0	0
736	18-10-2025	14-FC-551 D/S line (I/V Gland)	736	"	Valve	0	0	0	0	0	0
737	18-10-2025	14-FC-551 D/S line (I/V U/S Flange)	737	"	Flange	0	0	0	0	0	0
738	18-10-2025	14-FC-551 D/S line (I/V D/S Flange)	738	"	Flange	0	0	0	0	0	0
739	18-10-2025	14-FC-551 D/S line (I/V Flange/Bonnet)	739	"	Flange	0	0	0	0	0	0
740	18-10-2025	14-LV-501 (C/V Gland)	740	1.5 Inch	Valve	1046	0.000754	0.018103826	1046	0.000754	0.018103826
741	18-10-2025	14-LV-501 (C/V U/S Flange)	741	"	Flange	0	0	0	0	0	0
742	18-10-2025	14-LV-501 (C/V D/S Flange)	742	"	Flange	0	0	0	0	0	0
743	18-10-2025	14-LV-501 (C/V Flange/Bonnet)	743	"	Flange	0	0	0	0	0	0
744	18-10-2025	14-LV-501 U/S line (I/V Gland)	744	2 Inch	Valve	0	0	0	0	0	0
745	18-10-2025	14-LV-501 U/S line (I/V U/S Flange)	745	"	Flange	0	0	0	0	0	0
746	18-10-2025	14-LV-501 U/S line (I/V D/S Flange)	746	"	Flange	0	0	0	0	0	0
747	18-10-2025	14-LV-501 U/S line (I/V Flange/Bonnet)	747	"	Flange	0	0	0	0	0	0
748	18-10-2025	14-LV-501 D/S line (I/V Gland)	748	"	Valve	242	0.000295	0.007073 6	242	0.000295	0.007073 6
749	18-10-2025	14-LV-501 D/S line (I/V U/S Flange)	749	"	Flange	0	0	0	0	0	0
750	18-10-2025	14-LV-501 D/S line (I/V D/S Flange)	750	"	Flange	0	0	0	0	0	0
751	18-10-2025	14-LV-501 D/S line (I/V Flange/Bonnet)	751	"	Flange	0	0	0	0	0	0
752	18-10-2025	14-LV-501 LPG FROM CRU CHILLER line 1st/North side (I/V Gland)	752	3 Inch	Valve	114.6	0.000182	0.004377514	114.6	0.000182	0.004377514
753	18-10-2025	14-LV-501 LPG FROM CRU CHILLER line 1st/North side (I/V U/S Flange)	753	"	Flange	0	0	0	0	0	0
754	18-10-2025	14-LV-501 LPG FROM CRU CHILLER line 1st/North side (I/V D/S Flange)	754	"	Flange	0	0	0	0	0	0
755	18-10-2025	14-LV-501 LPG FROM CRU CHILLER line 1st/North side (I/V Flange/Bonnet)	755	"	Flange	0	0	0	0	0	0
756	18-10-2025	14-LV-501 LPG FROM CRU CHILLER line 2nd/South side (I/V Gland)	756	"	Valve	971	0.000719	0.017259403	971	0.000719	0.017259403
757	18-10-2025	14-LV-501 LPG FROM CRU CHILLER line 2nd/South side (I/V U/S Flange)	757	"	Flange	0	0	0	0	0	0

Sr.No.	Date	Location	Tag No.	Line Size	Componenet Type	Screening Value (PPM) before Repair	Emission Kg/Hr	Emission Kg/day	Screening Value (PPM) afterRepair	Emission Kg/Hr	Emission Kg/day
758	18-10-2025	14-LV-501 LPG FROM CRU CHILLER line 2nd/South side (I/V D/S Flange)	758	"	Flange	0	0	0	0	0	0
759	18-10-2025	14-LV-501 LPG FROM CRU CHILLER line 2nd/South side (I/V Flange/Bonnet)	759	"	Flange	0	0	0	0	0	0
760	18-10-2025	14-LV-501 LPG FROM CRU CHILLER line 3rd/Upper (I/V Gland)	760	"	Valve	0	0	0	0	0	0
761	18-10-2025	14-LV-501 LPG FROM CRU CHILLER line 3rd/Upper (I/V U/S Flange)	761	"	Flange	0	0	0	0	0	0
762	18-10-2025	14-LV-501 LPG FROM CRU CHILLER line 3rd/Upper (I/V D/S Flange)	762	"	Flange	0	0	0	0	0	0
763	18-10-2025	14-LV-501 LPG FROM CRU CHILLER line 3rd/Upper (I/V Flange/Bonnet)	763	"	Flange	0	0	0	0	0	0
764	18-10-2025	14-PC-1151A (C/V Gland)	764	2 Inch	Valve	0	0	0	0	0	0
765	18-10-2025	14-PC-1151A (C/V U/S Flange)	765	"	Flange	0	0	0	0	0	0
766	18-10-2025	14-PC-1151A (C/V D/S Flange)	766	"	Flange	0	0	0	0	0	0
767	18-10-2025	14-PC-1151A (C/V Flange/Bonnet)	767	"	Flange	0	0	0	0	0	0
768	18-10-2025	14-PC-1151A U/S line (I/V Gland)	768	"	Valve	0	0	0	0	0	0
769	18-10-2025	14-PC-1151A U/S line (I/V U/S Flange)	769	"	Flange	0	0	0	0	0	0
770	18-10-2025	14-PC-1151A U/S line (I/V D/S Flange)	770	"	Flange	0	0	0	0	0	0
771	18-10-2025	14-PC-1151A U/S line (I/V Flange/Bonnet)	771	"	Flange	0	0	0	0	0	0
772	18-10-2025	14-PC-1151A D/S line (I/V Gland)	772	"	Valve	0	0	0	0	0	0
773	18-10-2025	14-PC-1151A D/S line (I/V U/S Flange)	773	"	Flange	0	0	0	0	0	0
774	18-10-2025	14-PC-1151A D/S line (I/V D/S Flange)	774	"	Flange	0	0	0	0	0	0
775	18-10-2025	14-PC-1151A D/S line (I/V Flange/Bonnet)	775	"	Flange	0	0	0	0	0	0
776	18-10-2025	14-FV-1104 (C/V Gland)	776	Insuation	Valve	0	0	0	0	0	0

Sr.No.	Date	Location	Tag No.	Line Size	Componenet Type	Screening Value (PPM) before Repair	Emission Kg/Hr	Emission Kg/day	Screening Value (PPM) afterRepair	Emission Kg/Hr	Emission Kg/day
DCU-II											
1	23-10-2025	Battery Limit Area - Fuel Gas To V-10 line (I/V Gland)	1	10 Inch	Valve	0	0	0	0	0	0
2	23-10-2025	Battery Limit Area - Fuel Gas To V-10 line (I/V U/S Flange)	2	"	Flange	0	0	0	0	0	0
3	23-10-2025	Battery Limit Area - Fuel Gas To V-10 line (I/V D/S Flange)	3	"	Flange	0	0	0	0	0	0
4	23-10-2025	Battery Limit Area - Fuel Gas To V-10 line (I/V Flange/Bonnet)	4	"	Flange	0	0	0	0	0	0
5	23-10-2025	Fuel Gas To Unit line (I/V Gland)	5	6 Inch	Valve	0	0	0	0	0	0
6	23-10-2025	Fuel Gas To Unit line (I/V U/S Flange)	6	"	Flange	0	0	0	0	0	0
7	23-10-2025	Fuel Gas To Unit line (I/V D/S Flange)	7	"	Flange	0	0	0	0	0	0
8	23-10-2025	Fuel Gas To Unit line (I/V Flange/Bonnet)	8	"	Flange	0	0	0	0	0	0
9	23-10-2025	Coker Kero To HSD line (I/V Gland)	9	"	Valve	0	0	0	0	0	0
10	23-10-2025	Coker Kero To HSD line (I/V U/S Flange)	10	3 Inch	Flange	0	0	0	0	0	0
11	23-10-2025	Coker Kero To HSD line (I/V D/S Flange)	11	"	Flange	0	0	0	0	0	0
12	23-10-2025	Coker Kero To HSD line (I/V Flange/Bonnet)	12		Flange	0	0	0	0	0	0
13	23-10-2025	Coker Kero To Storage line (I/V Gland)	13	"	Valve	0	0	0	0	0	0
14	23-10-2025	Coker Kero To Storage line (I/V U/S Flange)	14	"	Flange	0	0	0	0	0	0
15	23-10-2025	Coker Kero To Storage line (I/V D/S Flange)	15	"	Flange	0	0	0	0	0	0
16	23-10-2025	Coker Kero To Storage line (I/V Flange/Bonnet)	16	"	Flange	0	0	0	0	0	0
17	23-10-2025	Coker Naptha line (I/V Gland)	17	2 Inch	Valve	0	0	0	0	0	0
18	23-10-2025	Coker Naptha line (I/V U/S Flange)	18	"	Flange	0	0	0	0	0	0
19	23-10-2025	Coker Naptha line (I/V D/S Flange)	19	"	Flange	0	0	0	0	0	0
20	23-10-2025	Coker Naptha line (I/V Flange/Bonnet)	20	"	Flange	0	0	0	0	0	0
21	23-10-2025	LPG To Storage line lower (I/V Gland)	21	2 Inch	Valve	0	0	0	0	0	0
22	23-10-2025	LPG To Storage line lower (I/V U/S Flange)	22	"	Flange	0	0	0	0	0	0
23	23-10-2025	LPG To Storage line lower (I/V D/S Flange)	23	"	Flange	0	0	0	0	0	0
24	23-10-2025	LPG To Storage line lower (I/V Flange/Bonnet)	24	"	Flange	0	0	0	0	0	0
25	23-10-2025	LPG To Storage line upper (I/V Gland)	25	"	Valve	0	0	0	0	0	0
26	23-10-2025	LPG To Storage line upper (I/V U/S Flange)	26	"	Flange	0	0	0	0	0	0
27	23-10-2025	LPG To Storage line upper (I/V D/S Flange)	27	"	Flange	0	0	0	0	0	0
28	23-10-2025	LPG To Storage line upper (I/V Flange/Bonnet)	28		Flange	0	0	0	0	0	0
29	23-10-2025	14-FV-409 (C/V Gland)	29	"	Valve	0	0	0	0	0	0
30	23-10-2025	14-FV-409 (C/V U/S Flange)	30	"	Flange	0	0	0	0	0	0
31	23-10-2025	14-FV-409 (C/V D/S Flange)	31	"	Flange	0	0	0	0	0	0
32	23-10-2025	14-FV-409 (C/V Flange/Bonnet)	32	"	Flange	0	0	0	0	0	0
33	23-10-2025	14-FV-409 U/S line (I/V Gland)	33	"	Valve	0	0	0	0	0	0
34	23-10-2025	14-FV-409 U/S line (I/V U/S Flange)	34	"	Flange	0	0	0	0	0	0
35	23-10-2025	14-FV-409 U/S line (I/V D/S Flange)	35	"	Flange	0	0	0	0	0	0
36	23-10-2025	14-FV-409 U/S line (I/V Flange/Bonnet)	36	"	Flange	0	0	0	0	0	0
37	23-10-2025	14-FV-409 D/S line (I/V Gland)	37	"	Valve	0	0	0	0	0	0
38	23-10-2025	14-FV-409 D/S line (I/V U/S Flange)	38	"	Flange	0	0	0	0	0	0
39	23-10-2025	14-FV-409 D/S line (I/V D/S Flange)	39	"	Flange	0	0	0	0	0	0

Sr.No.	Date	Location	Tag No.	Line Size	Componenet Type	Screening Value (PPM) before Repair	Emission Kg/Hr	Emission Kg/day	Screening Value (PPM) afterRepair	Emission Kg/Hr	Emission Kg/day
40	23-10-2025	14-FV-409 D/S line (I/V Flange/Bonnet)	40	"	Flange	0	0	0	0	0	0
41	23-10-2025	14-FV-409 Bypass line (I/V Gland)	41	"	Valve	0	0	0	0	0	0
42	23-10-2025	14-FV-409 Bypass line (I/V U/S Flange)	42	"	Flange	0	0	0	0	0	0
43	23-10-2025	14-FV-409 Bypass line (I/V D/S Flange)	43	"	Flange	0	0	0	0	0	0
44	23-10-2025	14-FV-409 Bypass line (I/V Flange/Bonnet)	44	"	Flange	0	0	0	0	0	0
45	23-10-2025	14-FV-409 U/S Drain (I/V Gland)	45	0.5 Inch	Valve	0	0	0	0	0	0
46	23-10-2025	14-FV-409 U/S Drain (I/V Flange/Bonnet)	46	"	Flange	0	0	0	0	0	0
47	23-10-2025	14-FV-409 U/S Drain (End Flange)	47	"	Flange	0	0	0	0	0	0
48	23-10-2025	14-FV-409 D/S Drain (I/V Gland)	48	"	Valve	0	0	0	0	0	0
49	23-10-2025	14-FV-409 D/S Drain (I/V Flange/Bonnet)	49	"	Flange	0	0	0	0	0	0
50	23-10-2025	14-FV-409 D/S Drain (End Flange)	50	"	Flange	0	0	0	0	0	0
51	23-10-2025	14-FT-409 U/S line (I/V Gland)	51	2 Inch	Valve	0	0	0	0	0	0
52	23-10-2025	14-FT-409 U/S line (I/V U/S Flange)	52	"	Flange	0	0	0	0	0	0
53	23-10-2025	14-FT-409 U/S line (I/V D/S Flange)	53	"	Flange	0	0	0	0	0	0
54	23-10-2025	14-FT-409 U/S line (I/V Flange/Bonnet)	54	"	Flange	0	0	0	0	0	0
55	23-10-2025	14-FT-409 D/S line (I/V Gland)	55	"	Valve	0	0	0	0	0	0
56	23-10-2025	14-FT-409 D/S line (I/V U/S Flange)	56	"	Flange	0	0	0	0	0	0
57	23-10-2025	14-FT-409 D/S line (I/V D/S Flange)	57	"	Flange	0	0	0	0	0	0
58	23-10-2025	14-FT-409 D/S line (I/V Flange/Bonnet)	58	"	Flange	0	0	0	0	0	0
59	23-10-2025	14-FT-409 Bypass line (I/V Gland)	59	"	Valve	0	0	0	0	0	0
60	23-10-2025	14-FT-409 Bypass line (I/V U/S Flange)	60	"	Flange	0	0	0	0	0	0
61	23-10-2025	14-FT-409 Bypass line (I/V D/S Flange)	61	"	Flange	0	0	0	0	0	0
62	23-10-2025	14-FT-409 Bypass line (I/V Flange/Bonnet)	62	"	Flange	0	0	0	0	0	0
63	23-10-2025	14-FV-404 (C/V Gland)	63	4 Inch	Valve	12.1	0.000043	0.001033664	12.1	0.000043	0.0010337
64	23-10-2025	14-FV-404 (C/V U/S Flange)	64	"	Flange	0	0	0	0	0	0
65	23-10-2025	14-FV-404 (C/V D/S Flange)	65	"	Flange	0	0	0	0	0	0
66	23-10-2025	14-FV-404 (C/V Flange/Bonnet)	66	"	Flange	0	0	0	0	0	0
67	23-10-2025	14-FV-404 U/S line (I/V Gland)	67	"	Valve	0	0	0	0	0	0
68	23-10-2025	14-FV-404 U/S line (I/V U/S Flange)	68	"	Flange	0	0	0	0	0	0
69	23-10-2025	14-FV-404 U/S line (I/V D/S Flange)	69	"	Flange	0	0	0	0	0	0
70	23-10-2025	14-FV-404 U/S line (I/V Flange/Bonnet)	70	"	Flange	0	0	0	0	0	0
71	23-10-2025	14-FV-404 D/S line (I/V Gland)	71	"	Valve	0	0	0	0	0	0
72	23-10-2025	14-FV-404 D/S line (I/V U/S Flange)	72	"	Flange	0	0	0	0	0	0
73	23-10-2025	14-FV-404 D/S line (I/V D/S Flange)	73	"	Flange	0	0	0	0	0	0
74	23-10-2025	14-FV-404 D/S line (I/V Flange/Bonnet)	74	"	Flange	0	0	0	0	0	0
75	23-10-2025	14-FV-404 Bypass line (I/V Gland)	75	"	Valve	0	0	0	0	0	0
76	23-10-2025	14-FV-404 Bypass line (I/V U/S Flange)	76	"	Flange	0	0	0	0	0	0
77	23-10-2025	14-FV-404 Bypass line (I/V D/S Flange)	77	"	Flange	0	0	0	0	0	0
78	23-10-2025	14-FV-404 Bypass line (I/V Flange/Bonnet)	78	"	Flange	0	0	0	0	0	0
79	23-10-2025	14-FV-404 Drain line (I/V Gland)	79	0.5 Inch	Valve	0	0	0	0	0	0

Sr.No.	Date	Location	Tag No.	Line Size	Componenet Type	Screening Value (PPM) before Repair	Emission Kg/Hr	Emission Kg/day	Screening Value (PPM) afterRepair	Emission Kg/Hr	Emission Kg/day
80	23-10-2025	14-FV-404 Drain line (I/V Flange/Bonnet)	80	"	Flange	0	0	0	0	0	0
81	23-10-2025	14-FV-404 Drain line (End Flange)	81	"	Flange	0	0	0	0	0	0
82	23-10-2025	14-FV-501 (C/V Gland)	82	3 Inch	Valve	0	0	0	0	0	0
83	23-10-2025	14-FV-501 (C/V U/S Flange)	83	"	Flange	0	0	0	0	0	0
84	23-10-2025	14-FV-501 (C/V D/S Flange)	84	"	Flange	0	0	0	0	0	0
85	23-10-2025	14-FV-501 (C/V Flange/Bonnet)	85	"	Flange	0	0	0	0	0	0
86	23-10-2025	14-FV-501 U/S line (I/V Gland)	86	"	Valve	0	0	0	0	0	0
87	23-10-2025	14-FV-501 U/S line (I/V U/S Flange)	87	"	Flange	0	0	0	0	0	0
88	23-10-2025	14-FV-501 U/S line (I/V D/S Flange)	88	"	Flange	0	0	0	0	0	0
89	23-10-2025	14-FV-501 U/S line (I/V Flange/Bonnet)	89	"	Flange	0	0	0	0	0	0
90	23-10-2025	14-FV-501 D/S line (I/V Gland)	90	"	Valve	0	0	0	0	0	0
91	23-10-2025	14-FV-501 D/S line (I/V U/S Flange)	91	"	Flange	0	0	0	0	0	0
92	23-10-2025	14-FV-501 D/S line (I/V D/S Flange)	92	"	Flange	0	0	0	0	0	0
93	23-10-2025	14-FV-501 D/S line (I/V Flange/Bonnet)	93	"	Flange	0	0	0	0	0	0
94	23-10-2025	14-FV-501 Bypass line (I/V Gland)	94	"	Valve	0	0	0	0	0	0
95	23-10-2025	14-FV-501 Bypass line (I/V U/S Flange)	95	"	Flange	0	0	0	0	0	0
96	23-10-2025	14-FV-501 Bypass line (I/V D/S Flange)	96	"	Flange	0	0	0	0	0	0
97	23-10-2025	14-FV-501 Bypass line (I/V Flange/Bonnet)	97	"	Flange	0	0	0	0	0	0
98	23-10-2025	14-FV-501 Drain line (I/V Gland)	98	0.5 Inch	Valve	0	0	0	0	0	0
99	23-10-2025	14-FV-501 Drain line (I/V Flange/Bonnet)	99	"	Flange	0	0	0	0	0	0
100	23-10-2025	14-FV-501 Drain line (End Flange)	100	"	Flange	0	0	0	0	0	0
101	23-10-2025	14-FV-104 (C/V Gland)	101	2 Inch	Valve	0	0	0	0	0	0
102	23-10-2025	14-FV-104 (C/V U/S Flange)	102	"	Flange	0	0	0	0	0	0
103	23-10-2025	14-FV-104 (C/V D/S Flange)	103	"	Flange	0	0	0	0	0	0
104	23-10-2025	14-FV-104 (C/V Flange/Bonnet)	104	"	Flange	0	0	0	0	0	0
105	23-10-2025	14-FV-104 U/S line (I/V Gland)	105	"	Valve	0	0	0	0	0	0
106	23-10-2025	14-FV-104 U/S line (I/V U/S Flange)	106	"	Flange	0	0	0	0	0	0
107	23-10-2025	14-FV-104 U/S line (I/V D/S Flange)	107	"	Flange	0	0	0	0	0	0
108	23-10-2025	14-FV-104 U/S line (I/V Flange/Bonnet)	108	"	Flange	0	0	0	0	0	0
109	23-10-2025	14-FV-104 D/S line (I/V Gland)	109	"	Valve	0	0	0	0	0	0
110	23-10-2025	14-FV-104 D/S line (I/V U/S Flange)	110	"	Flange	0	0	0	0	0	0
111	23-10-2025	14-FV-104 D/S line (I/V D/S Flange)	111	"	Flange	0	0	0	0	0	0
112	23-10-2025	14-FV-104 D/S line (I/V Flange/Bonnet)	112	"	Flange	0	0	0	0	0	0
113	23-10-2025	14-FV-104 Bypass line (I/V Gland)	113	"	Valve	0	0	0	0	0	0
114	23-10-2025	14-FV-104 Bypass line (I/V U/S Flange)	114	"	Flange	0	0	0	0	0	0
115	23-10-2025	14-FV-104 Bypass line (I/V D/S Flange)	115	"	Flange	0	0	0	0	0	0
116	23-10-2025	14-FV-104 Bypass line (I/V Flange/Bonnet)	116	"	Flange	0	0	0	0	0	0
117	23-10-2025	14-FV-104 U/S drain line (I/V Gland)	117	0.5 Inch	Valve	0	0	0	0	0	0
118	23-10-2025	14-FV-104 U/S drain line (I/V Flange/Bonnet)	118	"	Flange	0	0	0	0	0	0
119	23-10-2025	14-FV-104 U/S drain line (End Flange)	119	"	Flange	0	0	0	0	0	0

Sr.No.	Date	Location	Tag No.	Line Size	Componenet Type	Screening Value (PPM) before Repair	Emission Kg/Hr	Emission Kg/day	Screening Value (PPM) afterRepair	Emission Kg/Hr	Emission Kg/day
120	23-10-2025	14-FV-104 D/S drain line (I/V Gland)	120	"	Valve	0	0	0	0	0	0
121	23-10-2025	14-FV-104 D/S drain line (I/V Flange/Bonnet)	121	"	Flange	0	0	0	0	0	0
122	23-10-2025	14-FV-104 D/S drain line (End Flange)	122	"	Flange	0	0	0	0	0	0
123	23-10-2025	M.F.M(14-FI-1306A) (M.F.M U/S Flange)	123	2 Inch	Flange	0	0	0	0	0	0
124	23-10-2025	M.F.M(14-FI-1306A) (M.F.M D/S Flange)	124	"	Flange	0	0	0	0	0	0
125	23-10-2025	M.F.M(14-FI-1306A) U/S line (I/V Gland)	125	"	Valve	0	0	0	0	0	0
126	23-10-2025	M.F.M(14-FI-1306A) U/S line (I/V U/S Flange)	126	"	Flange	0	0	0	0	0	0
127	23-10-2025	M.F.M(14-FI-1306A) U/S line (I/V D/S Flange)	127	"	Flange	0	0	0	0	0	0
128	23-10-2025	M.F.M(14-FI-1306A) U/S line (I/V Flange/Bonnet)	128	"	Flange	0	0	0	0	0	0
129	23-10-2025	M.F.M(14-FI-1306A) D/S line (I/V Gland)	129	"	Valve	0	0	0	0	0	0
130	23-10-2025	M.F.M(14-FI-1306A) D/S line (I/V U/S Flange)	130	"	Flange	0	0	0	0	0	0
131	23-10-2025	M.F.M(14-FI-1306A) D/S line (I/V D/S Flange)	131	"	Flange	0	0	0	0	0	0
132	23-10-2025	M.F.M(14-FI-1306A) D/S line (I/V Flange/Bonnet)	132	"	Flange	0	0	0	0	0	0
133	23-10-2025	M.F.M(14-FI-1306A) Bypass line (I/V Gland)	133	"	Valve	0	0	0	0	0	0
134	23-10-2025	M.F.M(14-FI-1306A) Bypass line (I/V U/S Flange)	134	"	Flange	0	0	0	0	0	0
135	23-10-2025	M.F.M(14-FI-1306A) Bypass line (I/V D/S Flange)	135	"	Flange	0	0	0	0	0	0
136	23-10-2025	M.F.M(14-FI-1306A) Bypass line (I/V Flange/Bonnet)	136	"	Flange	0	0	0	0	0	0
137	23-10-2025	M.F.M(14-FI-1306A) U/S drain line (I/V Gland)	137	0.5 Inch	Valve	0	0	0	0	0	0
138	23-10-2025	M.F.M(14-FI-1306A) U/S drain line (I/V Flange/Bonnet)	138	"	Flange	0	0	0	0	0	0
139	23-10-2025	M.F.M(14-FI-1306A) U/S drain line (End Flange)	139	"	Flange	0	0	0	0	0	0
140	23-10-2025	M.F.M(14-FI-1306A) D/S drain line (I/V Gland)	140	"	Valve	0	0	0	0	0	0
141	23-10-2025	M.F.M(14-FI-1306A) D/S drain line (I/V Flange/Bonnet)	141	"	Flange	0	0	0	0	0	0
142	23-10-2025	M.F.M(14-FI-1306A) D/S drain line (End Flange)	142	"	Flange	0	0	0	0	0	0
143	23-10-2025	14-PV-1311 (C/V Gland)	143	1.5 Inch	Valve	67.3	0.000130	0.003110403	67.3	0.000130	0.0031104
144	23-10-2025	14-PV-1311 (C/V U/S Flange)	144	"	Flange	0	0	0	0	0	0
145	23-10-2025	14-PV-1311 (C/V D/S Flange)	145	"	Flange	0	0	0	0	0	0
146	23-10-2025	14-PV-1311 (C/V Flange/Bonnet)	146	"	Flange	0	0	0	0	0	0
147	23-10-2025	14-PV-1311 U/S line (I/V Gland)	147	2 Inch	Valve	120.8	0.000189	0.004528121	120.8	0.000189	0.0045281
148	23-10-2025	14-PV-1311 U/S line (I/V U/S Flange)	148	"	Flange	0	0	0	0	0	0
149	23-10-2025	14-PV-1311 U/S line (I/V D/S Flange)	149	"	Flange	0	0	0	0	0	0
150	23-10-2025	14-PV-1311 U/S line (I/V Flange/Bonnet)	150	"	Flange	0	0	0	0	0	0
151	23-10-2025	14-PV-1311 D/S line (I/V Gland)	151	"	Valve	0	0	0	0	0	0
152	23-10-2025	14-PV-1311 D/S line (I/V U/S Flange)	152	"	Flange	0	0	0	0	0	0
153	23-10-2025	14-PV-1311 D/S line (I/V D/S Flange)	153	"	Flange	0	0	0	0	0	0
154	23-10-2025	14-PV-1311 D/S line (I/V Flange/Bonnet)	154	"	Flange	0	0	0	0	0	0
155	23-10-2025	14-PV-1311 Bypass line (I/V Gland)	155	"	Valve	0	0	0	0	0	0
156	23-10-2025	14-PV-1311 Bypass line (I/V U/S Flange)	156	"	Flange	0	0	0	0	0	0
157	23-10-2025	14-PV-1311 Bypass line (I/V D/S Flange)	157	"	Flange	0	0	0	0	0	0
158	23-10-2025	14-PV-1311 Bypass line (I/V Flange/Bonnet)	158	"	Flange	0	0	0	0	0	0
159	23-10-2025	14-PV-1311 U/S drain line (I/V Gland)	159	0.5 Inch	Valve	0	0	0	0	0	0

Sr.No.	Date	Location	Tag No.	Line Size	Componenet Type	Screening Value (PPM) before Repair	Emission Kg/Hr	Emission Kg/day	Screening Value (PPM) afterRepair	Emission Kg/Hr	Emission Kg/day
160	23-10-2025	14-PV-1311 U/S drain line (I/V Flange/Bonnet)	160	"	Flange	0	0	0	0	0	0
161	23-10-2025	14-PV-1311 U/S drain line (End Flange)	161	"	Flange	0	0	0	0	0	0
162	23-10-2025	14-PV-1311 D/S drain line (I/V Gland)	162	"	Valve	0	0	0	0	0	0
163	23-10-2025	14-PV-1311 D/S drain line (I/V Flange/Bonnet)	163	"	Flange	0	0	0	0	0	0
164	23-10-2025	14-PV-1311 D/S drain line (End Flange)	164	"	Flange	0	0	0	0	0	0
165	23-10-2025	14-SDV-502 (C/V Gland)	165	2 Inch	Valve	0	0	0	0	0	0
166	23-10-2025	14-SDV-502 (C/V U/S Flange)	166	"	Flange	0	0	0	0	0	0
167	23-10-2025	14-SDV-502 (C/V D/S Flange)	167	"	Flange	0	0	0	0	0	0
168	23-10-2025	14-SDV-502 (C/V Flange/Bonnet)	168	"	Flange	0	0	0	0	0	0
169	23-10-2025	14-SDV-502 U/S drain line (I/V Gland)	169	0.5 Inch	Valve	0	0	0	0	0	0
170	23-10-2025	14-SDV-502 U/S drain line (I/V Flange/Bonnet)	170	"	Flange	0	0	0	0	0	0
171	23-10-2025	14-SDV-502 U/S drain line (End Flange)	171	"	Flange	0	0	0	0	0	0
172	23-10-2025	14-SDV-502 D/S drain line (I/V Gland)	172	"	Valve	0	0	0	0	0	0
173	23-10-2025	14-SDV-502 D/S drain line (I/V Flange/Bonnet)	173	"	Flange	0	0	0	0	0	0
174	23-10-2025	14-SDV-502 D/S drain line (End Flange)	174	"	Valve	0	0	0	0	0	0
175	23-10-2025	14-FV-502 (C/V Gland)	175	2 Inch	Valve	0	0	0	0	0	0
176	23-10-2025	14-FV-502 (C/V U/S Flange)	176	"	Flange	0	0	0	0	0	0
177	23-10-2025	14-FV-502 (C/V D/S Flange)	177	"	Flange	0	0	0	0	0	0
178	23-10-2025	14-FV-502 (C/V Flange/Bonnet)	178	"	Flange	0	0	0	0	0	0
179	23-10-2025	14-FV-502 U/S line (I/V Gland)	179	"	Valve	0	0	0	0	0	0
180	23-10-2025	14-FV-502 U/S line (I/V U/S Flange)	180	"	Flange	0	0	0	0	0	0
181	23-10-2025	14-FV-502 U/S line (I/V D/S Flange)	181	"	Flange	0	0	0	0	0	0
182	23-10-2025	14-FV-502 U/S line (I/V Flange/Bonnet)	182	"	Flange	0	0	0	0	0	0
183	23-10-2025	14-FV-502 D/S line (I/V Gland)	183	"	Valve	0	0	0	0	0	0
184	23-10-2025	14-FV-502 D/S line (I/V U/S Flange)	184	"	Flange	0	0	0	0	0	0
185	23-10-2025	14-FV-502 D/S line (I/V D/S Flange)	185	"	Flange	0	0	0	0	0	0
186	23-10-2025	14-FV-502 D/S line (I/V Flange/Bonnet)	186	"	Flange	0	0	0	0	0	0
187	23-10-2025	14-FV-502 Bypass line (I/V Gland)	187	"	Valve	0	0	0	0	0	0
188	23-10-2025	14-FV-502 Bypass line (I/V U/S Flange)	188	"	Flange	0	0	0	0	0	0
189	23-10-2025	14-FV-502 Bypass line (I/V D/S Flange)	189	"	Flange	0	0	0	0	0	0
190	23-10-2025	14-FV-502 Bypass line (I/V Flange/Bonnet)	190	"	Flange	0	0	0	0	0	0
191	23-10-2025	14-FV-502 U/S drain line (I/V Gland)	191	0.5 Inch	Valve	0	0	0	0	0	0
192	23-10-2025	14-FV-502 U/S drain line (I/V Flange/Bonnet)	192	"	Flange	0	0	0	0	0	0
193	23-10-2025	14-FV-502 U/S drain line (End Flange)	193	"	Flange	0	0	0	0	0	0
194	23-10-2025	14-FV-502 D/S drain line (I/V Gland)	194	"	Valve	0	0	0	0	0	0
195	23-10-2025	14-FV-502 D/S drain line (I/V Flange/Bonnet)	195	"	Flange	0	0	0	0	0	0
196	23-10-2025	14-FV-502 D/S drain line (End Flange)	196	"	Flange	0	0	0	0	0	0
197	23-10-2025	14-FV-502 Naaptha C-7 Bypass line (I/V Gland)	197	2 Inch	Valve	0	0	0	0	0	0
198	23-10-2025	14-FV-502 Naaptha C-7 Bypass line (I/V U/S Flange)	198	"	Flange	0	0	0	0	0	0
199	23-10-2025	14-FV-502 Naaptha C-7 Bypass line (I/V D/S Flange)	199	"	Flange	0	0	0	0	0	0

Sr.No.	Date	Location	Tag No.	Line Size	Componenet Type	Screening Value (PPM) before Repair	Emission Kg/Hr	Emission Kg/day	Screening Value (PPM) afterRepair	Emission Kg/Hr	Emission Kg/day
200	23-10-2025	14-FV-502 Naaptha C-7 Bypass line (I/V Flange/Bonnet)	200	"	Flange	0	0	0	0	0	0
201	23-10-2025	14-PV-502 (C/V Gland)	201	Insulation	Valve	302.2	0.000340	0.008157932	302.2	0.000340	0.008157 9
202	23-10-2025	14-PV-502 U/S line (I/V Gland)	202	"	Valve	0	0	0	0	0	0
203	23-10-2025	14-PV-502 U/S line (I/V Gland)	203	"	Valve	0	0	0	0	0	0
204	23-10-2025	14-PV-502 Bypass line (I/V Gland)	204	"	Valve	0	0	0	0	0	0
205	23-10-2025	14-PV-502 drain line (I/V Gland)	205	0.5 Inch	Valve	0	0	0	0	0	0
206	23-10-2025	14-PV-502 drain line (I/V Flange/Bonnet)	206	"	Flange	0	0	0	0	0	0
207	23-10-2025	14-PV-502 drain line (End Flange)	207	"	Flange	0	0	0	0	0	0
208	23-10-2025	14-LC-501 (C/V Gland)	208	2 Inch	Valve	0	0	0	0	0	0
209	23-10-2025	14-LC-501 (C/V U/S Flange)	209	"	Flange	0	0	0	0	0	0
210	23-10-2025	14-LC-501 (C/V D/S Flange)	210	"	Flange	0	0	0	0	0	0
211	23-10-2025	14-LC-501 (C/V Flange/Bonnet)	211	"	Flange	0	0	0	0	0	0
212	23-10-2025	14-LC-501 U/S line (I/V Gland)	212	"	Valve	0	0	0	0	0	0
213	23-10-2025	14-LC-501 U/S line (I/V U/S Flange)	213	"	Flange	0	0	0	0	0	0
214	23-10-2025	14-LC-501 U/S line (I/V D/S Flange)	214	"	Flange	0	0	0	0	0	0
215	23-10-2025	14-LC-501 U/S line (I/V Flange/Bonnet)	215	"	Flange	0	0	0	0	0	0
216	23-10-2025	14-LC-501 D/S line (I/V Gland)	216	"	Valve	0	0	0	0	0	0
217	23-10-2025	14-LC-501 D/S line (I/V U/S Flange)	217	"	Flange	0	0	0	0	0	0
218	23-10-2025	14-LC-501 D/S line (I/V D/S Flange)	218	"	Flange	0	0	0	0	0	0
219	23-10-2025	14-LC-501 D/S line (I/V Flange/Bonnet)	219	"	Flange	0	0	0	0	0	0
220	23-10-2025	14-LC-501 Bypass line (I/V Gland)	220	"	Valve	0	0	0	0	0	0
221	23-10-2025	14-LC-501 Bypass line (I/V U/S Flange)	221	"	Flange	0	0	0	0	0	0
222	23-10-2025	14-LC-501 Bypass line (I/V D/S Flange)	222	"	Flange	0	0	0	0	0	0
223	23-10-2025	14-LC-501 Bypass line (I/V Flange/Bonnet)	223	"	Flange	0	0	0	0	0	0
224	23-10-2025	14-LC-501 U/S drain line (I/V Gland)	224	0.5 Inch	Valve	0	0	0	0	0	0
225	23-10-2025	14-LC-501 U/S drain line (I/V Flange/Bonnet)	225	"	Flange	0	0	0	0	0	0
226	23-10-2025	14-LC-501 U/S drain line (End Flange)	226	"	Flange	0	0	0	0	0	0
227	23-10-2025	14-LC-501 D/S drain line (I/V Gland)	227	"	Valve	0	0	0	0	0	0
228	23-10-2025	14-LC-501 D/S drain line (I/V Flange/Bonnet)	228	"	Flange	0	0	0	0	0	0
229	23-10-2025	14-LC-501 D/S drain line (End Flange)	229	"	Flange	0	0	0	0	0	0
230	23-10-2025	14-PV-2001B (C/V Gland)	230	2 Inch	Valve	0	0	0	0	0	0
231	23-10-2025	14-PV-2001B (C/V U/S Flange)	231	"	Flange	0	0	0	0	0	0
232	23-10-2025	14-PV-2001B (C/V D/S Flange)	232	"	Flange	0	0	0	0	0	0
233	23-10-2025	14-PV-2001B (C/V Flange/Bonnet)	233	"	Flange	0	0	0	0	0	0
234	23-10-2025	14-PV-2001B U/S line (I/V Gland)	234	6 Inch	Valve	0	0	0	0	0	0
235	23-10-2025	14-PV-2001B U/S line (I/V U/S Flange)	235	"	Flange	0	0	0	0	0	0
236	23-10-2025	14-PV-2001B U/S line (I/V D/S Flange)	236	"	Flange	0	0	0	0	0	0
237	23-10-2025	14-PV-2001B U/S line (I/V Flange/Bonnet)	237	"	Flange	0	0	0	0	0	0
238	23-10-2025	14-PV-2001B D/S line (I/V Gland)	238	"	Valve	0	0	0	0	0	0
239	23-10-2025	14-PV-2001B D/S line (I/V U/S Flange)	239	"	Flange	0	0	0	0	0	0

Sr.No.	Date	Location	Tag No.	Line Size	Componenet Type	Screening Value (PPM) before Repair	Emission Kg/Hr	Emission Kg/day	Screening Value (PPM) afterRepair	Emission Kg/Hr	Emission Kg/day
240	23-10-2025	14-PV-2001B D/S line (I/V D/S Flange)	240	"	Flange	0	0	0	0	0	0
241	23-10-2025	14-PV-2001B D/S line (I/V Flange/Bonnet)	241	"	Flange	0	0	0	0	0	0
242	23-10-2025	14-PV-2001B Bypass line (I/V Gland)	242	2 Inch	Valve	0	0	0	0	0	0
243	23-10-2025	14-PV-2001B Bypass line (I/V U/S Flange)	243	"	Flange	0	0	0	0	0	0
244	23-10-2025	14-PV-2001B Bypass line (I/V D/S Flange)	244	"	Flange	0	0	0	0	0	0
245	23-10-2025	14-PV-2001B Bypass line (I/V Flange/Bonnet)	245	"	Flange	0	0	0	0	0	0
246	23-10-2025	14-PV-2001B U/S drain line (I/V Gland)	246	0.5 Inch	Valve	0	0	0	0	0	0
247	23-10-2025	14-PV-2001B U/S drain line (I/V Flange/Bonnet)	247	"	Flange	0	0	0	0	0	0
248	23-10-2025	14-PV-2001B U/S drain line (End Flange)	248	"	Flange	0	0	0	0	0	0
249	23-10-2025	14-PV-2001B D/S drain line (I/V Gland)	249	"	Valve	0	0	0	0	0	0
250	23-10-2025	14-PV-2001B D/S drain line (I/V Flange/Bonnet)	250	"	Flange	0	0	0	0	0	0
251	23-10-2025	14-PV-2001B D/S drain line (End Flange)	251	"	Flange	0	0	0	0	0	0
252	24-10-2025	14-F-001 A Pass FG burner no.1 (I/V Gland)	252	Insulation	Valve	6.6	0.000029	0.0007000452	6.6	0.000029	0.0007005
253	24-10-2025	14-F-001 A Pass FG burner no.1 (I/V Flange/Bonnet)	253	"	Flange	0	0	0	0	0	0
254	24-10-2025	14-F-001 A Pass Pilot burner no.1 (I/V Gland)	254	"	Valve	0	0	0	0	0	0
255	24-10-2025	14-F-001 A Pass Pilot burner no.1 (I/V Flange/Bonnet)	255	"	Flange	0	0	0	0	0	0
256	24-10-2025	14-F-001 A Pass FG burner no.2 (I/V Gland)	256	"	Valve	0	0	0	0	0	0
257	24-10-2025	14-F-001 A Pass FG burner no.2 (I/V Flange/Bonnet)	257	"	Flange	0	0	0	0	0	0
258	24-10-2025	14-F-001 A Pass Pilot burner no.2 (I/V Gland)	258	"	Valve	0	0	0	0	0	0
259	24-10-2025	14-F-001 A Pass Pilot burner no.2 (I/V Flange/Bonnet)	259	"	Flange	0	0	0	0	0	0
260	24-10-2025	14-F-001 A Pass FG burner no.3 (I/V Gland)	260	"	Valve	49.1	0.000106	0.0025400419	49.1	0.000106	0.0025404
261	24-10-2025	14-F-001 A Pass FG burner no.3 (I/V Flange/Bonnet)	261	"	Flange	0	0	0	0	0	0
262	24-10-2025	14-F-001 A Pass Pilot burner no.3 (I/V Gland)	262	"	Valve	0	0	0	0	0	0
263	24-10-2025	14-F-001 A Pass Pilot burner no.3 (I/V Flange/Bonnet)	263	"	Flange	0	0	0	0	0	0
264	24-10-2025	14-F-001 A Pass FG burner no.4 (I/V Gland)	264	"	Valve	0	0	0	0	0	0
265	24-10-2025	14-F-001 A Pass FG burner no.4 (I/V Flange/Bonnet)	265	"	Flange	0	0	0	0	0	0
266	24-10-2025	14-F-001 A Pass Pilot burner no.4 (I/V Gland)	266	"	Valve	0	0	0	0	0	0
267	24-10-2025	14-F-001 A Pass Pilot burner no.4 (I/V Flange/Bonnet)	267	"	Flange	0	0	0	0	0	0
268	24-10-2025	14-F-001 A Pass FG burner no.5 (I/V Gland)	268	"	Valve	0	0	0	0	0	0
269	24-10-2025	14-F-001 A Pass FG burner no.5 (I/V Flange/Bonnet)	269	"	Flange	0	0	0	0	0	0
270	24-10-2025	14-F-001 A Pass Pilot burner no.5 (I/V Gland)	270	"	Valve	0	0	0	0	0	0
271	24-10-2025	14-F-001 A Pass Pilot burner no.5 (I/V Flange/Bonnet)	271	"	Flange	0	0	0	0	0	0
272	24-10-2025	14-F-001 A Pass FG burner no.6 (I/V Gland)	272	"	Valve	0	0	0	0	0	0
273	24-10-2025	14-F-001 A Pass FG burner no.6 (I/V Flange/Bonnet)	273	"	Flange	0	0	0	0	0	0
274	24-10-2025	14-F-001 A Pass Pilot burner no.6 (I/V Gland)	274	"	Valve	26.3	0.000071	0.001701542	26.3	0.000071	0.0017015
275	24-10-2025	14-F-001 A Pass Pilot burner no.6 (I/V Flange/Bonnet)	275	"	Flange	0	0	0	0	0	0
276	24-10-2025	14-F-001 A Pass FG burner no.7 (I/V Gland)	276	"	Valve	0	0	0	0	0	0
277	24-10-2025	14-F-001 A Pass FG burner no.7 (I/V Flange/Bonnet)	277	"	Flange	0	0	0	0	0	0
278	24-10-2025	14-F-001 A Pass Pilot burner no.7 (I/V Gland)	278	"	Valve	0	0	0	0	0	0
279	24-10-2025	14-F-001 A Pass Pilot burner no.7 (I/V Flange/Bonnet)	279	"	Flange	0	0	0	0	0	0

Sr.No.	Date	Location	Tag No.	Line Size	Componenet Type	Screening Value (PPM) before Repair	Emission Kg/Hr	Emission Kg/day	Screening Value (PPM) afterRepair	Emission Kg/Hr	Emission Kg/day
280	24-10-2025	14-F-001 A Pass FG burner no.8 (I/V Gland)	280	"	Valve	0	0	0	0	0	0
281	24-10-2025	14-F-001 A Pass FG burner no.8 (I/V Flange/Bonnet)	281	"	Flange	0	0	0	0	0	0
282	24-10-2025	14-F-001 A Pass Pilot burner no.8 (I/V Gland)	282	"	Valve	0	0	0	0	0	0
283	24-10-2025	14-F-001 A Pass Pilot burner no.8 (I/V Flange/Bonnet)	283	"	Flange	0	0	0	0	0	0
284	24-10-2025	14-F-001 A Pass FG burner no.9 (I/V Gland)	284	"	Valve	0	0	0	0	0	0
285	24-10-2025	14-F-001 A Pass FG burner no.9 (I/V Flange/Bonnet)	285	"	Flange	0	0	0	0	0	0
286	24-10-2025	14-F-001 A Pass Pilot burner no.9 (I/V Gland)	286	"	Valve	0	0	0	0	0	0
287	24-10-2025	14-F-001 A Pass Pilot burner no.9 (I/V Flange/Bonnet)	287	"	Flange	0	0	0	0	0	0
288	24-10-2025	14-F-001 A Pass FG burner no.10 (I/V Gland)	288	"	Valve	0	0	0	0	0	0
289	24-10-2025	14-F-001 A Pass FG burner no.10 (I/V Flange/Bonnet)	289	"	Flange	0	0	0	0	0	0
290	24-10-2025	14-F-001 A Pass Pilot burner no.10 (I/V Gland)	290	"	Valve	0	0	0	0	0	0
291	24-10-2025	14-F-001 A Pass Pilot burner no.10 (I/V Flange/Bonnet)	291	"	Flange	0	0	0	0	0	0
292	24-10-2025	14-F-001 A Pass FG burner no.11 (I/V Gland)	292	"	Valve	0	0	0	0	0	0
293	24-10-2025	14-F-001 A Pass FG burner no.11 (I/V Flange/Bonnet)	293	"	Flange	0	0	0	0	0	0
294	24-10-2025	14-F-001 A Pass Pilot burner no.11 (I/V Gland)	294	"	Valve	0	0	0	0	0	0
295	24-10-2025	14-F-001 A Pass Pilot burner no.11 (I/V Flange/Bonnet)	295	"	Flange	0	0	0	0	0	0
296	24-10-2025	14-F-001 A Pass FG burner no.12 (I/V Gland)	296	"	Valve	9.7	0.000037	0.000896889	9.7	0.000037	0.0008969
297	24-10-2025	14-F-001 A Pass FG burner no.12 (I/V Flange/Bonnet)	297	"	Flange	0	0	0	0	0	0
298	24-10-2025	14-F-001 A Pass Pilot burner no.12 (I/V Gland)	298	"	Valve	0	0	0	0	0	0
299	24-10-2025	14-F-001 A Pass Pilot burner no.12 (I/V Flange/Bonnet)	299	"	Flange	0	0	0	0	0	0
300	24-10-2025	14-F-001 B Pass FG burner no.1 (I/V Gland)	300	Insulation	Valve	11.3	0.000041	0.000989253	11.3	0.000041	0.0009893
301	24-10-2025	14-F-001 B Pass FG burner no.1 (I/V Flange/Bonnet)	301	"	Flange	0	0	0	0	0	0
302	24-10-2025	14-F-001 B Pass Pilot burner no.1 (I/V Gland)	302	"	Valve	0	0	0	0	0	0
303	24-10-2025	14-F-001 B Pass Pilot burner no.1 (I/V Flange/Bonnet)	303	"	Flange	0	0	0	0	0	0
304	24-10-2025	14-F-001 B Pass FG burner no.2 (I/V Gland)	304	"	Valve	0	0	0	0	0	0
305	24-10-2025	14-F-001 B Pass FG burner no.2 (I/V Flange/Bonnet)	305	"	Flange	0	0	0	0	0	0
306	24-10-2025	14-F-001 B Pass Pilot burner no.2 (I/V Gland)	306	"	Valve	34.9	0.000085	0.002040445	34.9	0.000085	0.0020404
307	24-10-2025	14-F-001 B Pass Pilot burner no.2 (I/V Flange/Bonnet)	307	"	Flange	0	0	0	0	0	0
308	24-10-2025	14-F-001 B Pass FG burner no.3 (I/V Gland)	308	"	Valve	0	0	0	0	0	0
309	24-10-2025	14-F-001 B Pass FG burner no.3 (I/V Flange/Bonnet)	309	"	Flange	0	0	0	0	0	0
310	24-10-2025	14-F-001 B Pass Pilot burner no.3 (I/V Gland)	310	"	Valve	0	0	0	0	0	0
311	24-10-2025	14-F-001 B Pass Pilot burner no.3 (I/V Flange/Bonnet)	311	"	Flange	0	0	0	0	0	0
312	24-10-2025	14-F-001 B Pass FG burner no.4 (I/V Gland)	312	"	Valve	0	0	0	0	0	0
313	24-10-2025	14-F-001 B Pass FG burner no.4 (I/V Flange/Bonnet)	313	"	Flange	0	0	0	0	0	0
314	24-10-2025	14-F-001 B Pass Pilot burner no.4 (I/V Gland)	314	"	Valve	0	0	0	0	0	0
315	24-10-2025	14-F-001 B Pass Pilot burner no.4 (I/V Flange/Bonnet)	315	"	Flange	0	0	0	0	0	0
316	24-10-2025	14-F-001 B Pass FG burner no.5 (I/V Gland)	316	"	Valve	0	0	0	0	0	0
317	24-10-2025	14-F-001 B Pass FG burner no.5 (I/V Flange/Bonnet)	317	"	Flange	0	0	0	0	0	0
318	24-10-2025	14-F-001 B Pass Pilot burner no.5 (I/V Gland)	318	"	Valve	41.7	0.000095	0.002287486	41.7	0.000095	0.0022875
319	24-10-2025	14-F-001 B Pass Pilot burner no.5 (I/V Flange/Bonnet)	319	"	Flange	0	0	0	0	0	0

Sr.No.	Date	Location	Tag No.	Line Size	Componenet Type	Screening Value (PPM) before Repair	Emission Kg/Hr	Emission Kg/day	Screening Value (PPM) afterRepair	Emission Kg/Hr	Emission Kg/day
320	24-10-2025	14-F-001 B Pass FG burner no.6 (I/V Gland)	320	"	Valve	0	0	0	0	0	0
321	24-10-2025	14-F-001 B Pass FG burner no.6 (I/V Flange/Bonnet)	321	"	Flange	0	0	0	0	0	0
322	24-10-2025	14-F-001 B Pass Pilot burner no.6 (I/V Gland)	322	"	Valve	0	0	0	0	0	0
323	24-10-2025	14-F-001 B Pass Pilot burner no.6 (I/V Flange/Bonnet)	323	"	Flange	0	0	0	0	0	0
324	24-10-2025	14-F-001 B Pass FG burner no.7 (I/V Gland)	324	"	Valve	0	0	0	0	0	0
325	24-10-2025	14-F-001 B Pass FG burner no.7 (I/V Flange/Bonnet)	325	"	Flange	0	0	0	0	0	0
326	24-10-2025	14-F-001 B Pass Pilot burner no.7 (I/V Gland)	326	"	Valve	0	0	0	0	0	0
327	24-10-2025	14-F-001 B Pass Pilot burner no.7 (I/V Flange/Bonnet)	327	"	Flange	0	0	0	0	0	0
328	24-10-2025	14-F-001 B Pass FG burner no.8 (I/V Gland)	328	"	Valve	0	0	0	0	0	0
329	24-10-2025	14-F-001 B Pass FG burner no.8 (I/V Flange/Bonnet)	329	"	Flange	0	0	0	0	0	0
330	24-10-2025	14-F-001 B Pass Pilot burner no.8 (I/V Gland)	330	"	Valve	0	0	0	0	0	0
331	24-10-2025	14-F-001 B Pass Pilot burner no.8 (I/V Flange/Bonnet)	331	"	Flange	0	0	0	0	0	0
332	24-10-2025	14-F-001 B Pass FG burner no.9 (I/V Gland)	332	"	Valve	0	0	0	0	0	0
333	24-10-2025	14-F-001 B Pass FG burner no.9 (I/V Flange/Bonnet)	333	"	Flange	0	0	0	0	0	0
334	24-10-2025	14-F-001 B Pass Pilot burner no.9 (I/V Gland)	334	"	Valve	0	0	0	0	0	0
335	24-10-2025	14-F-001 B Pass Pilot burner no.9 (I/V Flange/Bonnet)	335	"	Flange	0	0	0	0	0	0
336	24-10-2025	14-F-001 B Pass FG burner no.10 (I/V Gland)	336	"	Valve	0	0	0	0	0	0
337	24-10-2025	14-F-001 B Pass FG burner no.10 (I/V Flange/Bonnet)	337	"	Flange	0	0	0	0	0	0
338	24-10-2025	14-F-001 B Pass Pilot burner no.10 (I/V Gland)	338	"	Valve	0	0	0	0	0	0
339	24-10-2025	14-F-001 B Pass Pilot burner no.10 (I/V Flange/Bonnet)	339	"	Flange	0	0	0	0	0	0
340	24-10-2025	14-F-001 B Pass FG burner no.11 (I/V Gland)	340	"	Valve	0	0	0	0	0	0
341	24-10-2025	14-F-001 B Pass FG burner no.11 (I/V Flange/Bonnet)	341	"	Flange	0	0	0	0	0	0
342	24-10-2025	14-F-001 B Pass Pilot burner no.11 (I/V Gland)	342	"	Valve	0	0	0	0	0	0
343	24-10-2025	14-F-001 B Pass Pilot burner no.11 (I/V Flange/Bonnet)	343	"	Flange	0	0	0	0	0	0
344	24-10-2025	14-F-001 B Pass FG burner no.12 (I/V Gland)	344	"	Valve	0	0	0	0	0	0
345	24-10-2025	14-F-001 B Pass FG burner no.12 (I/V Flange/Bonnet)	345	"	Flange	0	0	0	0	0	0
346	24-10-2025	14-F-001 B Pass Pilot burner no.12 (I/V Gland)	346	"	Valve	0	0	0	0	0	0
347	24-10-2025	14-F-001 B Pass Pilot burner no.12 (I/V Flange/Bonnet)	347	"	Flange	0	0	0	0	0	0
348	24-10-2025	14-F-001 C Pass FG burner no.1 (I/V Gland)	348	Insulation	Valve	3.1	0.000018	0.00043 1206	3.1	0.000018	0.0004312
349	24-10-2025	14-F-001 C Pass FG burner no.1 (I/V Flange/Bonnet)	349	"	Flange	0	0	0	0	0	0
350	24-10-2025	14-F-001 C Pass Pilot burner no.1 (I/V Gland)	350	"	Valve	0	0	0	0	0	0
351	24-10-2025	14-F-001 C Pass Pilot burner no.1 (I/V Flange/Bonnet)	351	"	Flange	0	0	0	0	0	0
352	24-10-2025	14-F-001 C Pass FG burner no.2 (I/V Gland)	352	"	Valve	0	0	0	0	0	0
353	24-10-2025	14-F-001 C Pass FG burner no.2 (I/V Flange/Bonnet)	353	"	Flange	0	0	0	0	0	0
354	24-10-2025	14-F-001 C Pass Pilot burner no.2 (I/V Gland)	354	"	Valve	355.2	0.000377	0.00904 971	355.2	0.000377	0.0090497
355	24-10-2025	14-F-001 C Pass Pilot burner no.2 (I/V Flange/Bonnet)	355	"	Flange	0	0	0	0	0	0
356	24-10-2025	14-F-001 C Pass FG burner no.3 (I/V Gland)	356	"	Valve	5.6	0.000026	0.00063 033	5.6	0.000026	0.0006303
357	24-10-2025	14-F-001 C Pass FG burner no.3 (I/V Flange/Bonnet)	357	"	Flange	0	0	0	0	0	0
358	24-10-2025	14-F-001 C Pass Pilot burner no.3 (I/V Gland)	358	"	Valve	0	0	0	0	0	0
359	24-10-2025	14-F-001 C Pass Pilot burner no.3 (I/V Flange/Bonnet)	359	"	Flange	0	0	0	0	0	0

Sr.No.	Date	Location	Tag No.	Line Size	Componenet Type	Screening Value (PPM) before Repair	Emission Kg/Hr	Emission Kg/day	Screening Value (PPM) afterRepair	Emission Kg/Hr	Emission Kg/day
360	24-10-2025	14-F-001 C Pass FG burner no.4 (I/V Gland)	360	"	Valve	77.9	0.000142	0.003416	77.9	0.000142	0.003416
361	24-10-2025	14-F-001 C Pass FG burner no.4 (I/V Flange/Bonnet)	361	"	Flange	0	0	0	0	0	0
362	24-10-2025	14-F-001 C Pass Pilot burner no.4 (I/V Gland)	362	"	Valve	0	0	0	0	0	0
363	24-10-2025	14-F-001 C Pass Pilot burner no.4 (I/V Flange/Bonnet)	363	"	Flange	0	0	0	0	0	0
364	24-10-2025	14-F-001 C Pass FG burner no.5 (I/V Gland)	364	"	Valve	72	0.000135	0.003248	72	0.000135	0.003248
365	24-10-2025	14-F-001 C Pass FG burner no.5 (I/V Flange/Bonnet)	365	"	Flange	0	0	0	0	0	0
366	24-10-2025	14-F-001 C Pass Pilot burner no.5 (I/V Gland)	366	"	Valve	0	0	0	0	0	0
367	24-10-2025	14-F-001 C Pass Pilot burner no.5 (I/V Flange/Bonnet)	367	"	Flange	0	0	0	0	0	0
368	24-10-2025	14-F-001 C Pass FG burner no.6 (I/V Gland)	368	"	Valve	0	0	0	0	0	0
369	24-10-2025	14-F-001 C Pass FG burner no.6 (I/V Flange/Bonnet)	369	"	Flange	0	0	0	0	0	0
370	24-10-2025	14-F-001 C Pass Pilot burner no.6 (I/V Gland)	370	"	Valve	55.8	0.000115	0.002757	55.8	0.000115	0.002757
371	24-10-2025	14-F-001 C Pass Pilot burner no.6 (I/V Flange/Bonnet)	371	"	Flange	0	0	0	0	0	0
372	24-10-2025	14-F-001 C Pass FG burner no.7 (I/V Gland)	372	"	Valve	0	0	0	0	0	0
373	24-10-2025	14-F-001 C Pass FG burner no.7 (I/V Flange/Bonnet)	373	"	Flange	0	0	0	0	0	0
374	24-10-2025	14-F-001 C Pass Pilot burner no.7 (I/V Gland)	374	"	Valve	0	0	0	0	0	0
375	24-10-2025	14-F-001 C Pass Pilot burner no.7 (I/V Flange/Bonnet)	375	"	Flange	0	0	0	0	0	0
376	24-10-2025	14-F-001 C Pass FG burner no.8 (I/V Gland)	376	"	Valve	0	0	0	0	0	0
377	24-10-2025	14-F-001 C Pass FG burner no.8 (I/V Flange/Bonnet)	377	"	Flange	0	0	0	0	0	0
378	24-10-2025	14-F-001 C Pass Pilot burner no.8 (I/V Gland)	378	"	Valve	0	0	0	0	0	0
379	24-10-2025	14-F-001 C Pass Pilot burner no.8 (I/V Flange/Bonnet)	379	"	Flange	0	0	0	0	0	0
380	24-10-2025	14-F-001 C Pass FG burner no.9 (I/V Gland)	380	"	Valve	0	0	0	0	0	0
381	24-10-2025	14-F-001 C Pass FG burner no.9 (I/V Flange/Bonnet)	381	"	Flange	0	0	0	0	0	0
382	24-10-2025	14-F-001 C Pass Pilot burner no.9 (I/V Gland)	382	"	Valve	0	0	0	0	0	0
383	24-10-2025	14-F-001 C Pass Pilot burner no.9 (I/V Flange/Bonnet)	383	"	Flange	0	0	0	0	0	0
384	24-10-2025	14-F-001 C Pass FG burner no.10 (I/V Gland)	384	"	Valve	0	0	0	0	0	0
385	24-10-2025	14-F-001 C Pass FG burner no.10 (I/V Flange/Bonnet)	385	"	Flange	0	0	0	0	0	0
386	24-10-2025	14-F-001 C Pass Pilot burner no.10 (I/V Gland)	386	"	Valve	0	0	0	0	0	0
387	24-10-2025	14-F-001 C Pass Pilot burner no.10 (I/V Flange/Bonnet)	387	"	Flange	0	0	0	0	0	0
388	24-10-2025	14-F-001 C Pass FG burner no.11 (I/V Gland)	388	"	Valve	0	0	0	0	0	0
389	24-10-2025	14-F-001 C Pass FG burner no.11 (I/V Flange/Bonnet)	389	"	Flange	0	0	0	0	0	0
390	24-10-2025	14-F-001 C Pass Pilot burner no.11 (I/V Gland)	390	"	Valve	0	0	0	0	0	0
391	24-10-2025	14-F-001 C Pass Pilot burner no.11 (I/V Flange/Bonnet)	391	"	Flange	0	0	0	0	0	0
392	24-10-2025	14-F-001 C Pass FG burner no.12 (I/V Gland)	392	"	Valve	0	0	0	0	0	0
393	24-10-2025	14-F-001 C Pass FG burner no.12 (I/V Flange/Bonnet)	393	"	Flange	0	0	0	0	0	0
394	24-10-2025	14-F-001 C Pass Pilot burner no.12 (I/V Gland)	394	"	Valve	0	0	0	0	0	0
395	24-10-2025	14-F-001 C Pass Pilot burner no.12 (I/V Flange/Bonnet)	395	"	Flange	0	0	0	0	0	0
396	24-10-2025	14-F-001 D Pass FG burner no.1 (I/V Gland)	396	Insulation	Valve	0	0	0	0	0	0
397	24-10-2025	14-F-001 D Pass FG burner no.1 (I/V Flange/Bonnet)	397	"	Flange	0	0	0	0	0	0
398	24-10-2025	14-F-001 D Pass Pilot burner no.1 (I/V Gland)	398	"	Valve	0	0	0	0	0	0
399	24-10-2025	14-F-001 D Pass Pilot burner no.1 (I/V Flange/Bonnet)	399	"	Flange	0	0	0	0	0	0

Sr.No.	Date	Location	Tag No.	Line Size	Componenet Type	Screening Value (PPM) before Repair	Emission Kg/Hr	Emission Kg/day	Screening Value (PPM) afterRepair	Emission Kg/Hr	Emission Kg/day
400	24-10-2025	14-F-001 D Pass FG burner no.2 (I/V Gland)	400	"	Valve	0	0	0	0	0	0
401	24-10-2025	14-F-001 D Pass FG burner no.2 (I/V Flange/Bonnet)	401	"	Flange	0	0	0	0	0	0
402	24-10-2025	14-F-001 D Pass Pilot burner no.2 (I/V Gland)	402	"	Valve	0	0	0	0	0	0
403	24-10-2025	14-F-001 D Pass Pilot burner no.2 (I/V Flange/Bonnet)	403	"	Flange	0	0	0	0	0	0
404	24-10-2025	14-F-001 D Pass FG burner no.3 (I/V Gland)	404	"	Valve	0	0	0	0	0	0
405	24-10-2025	14-F-001 D Pass FG burner no.3 (I/V Flange/Bonnet)	405	"	Flange	0	0	0	0	0	0
406	24-10-2025	14-F-001 D Pass Pilot burner no.3 (I/V Gland)	406	"	Valve	0	0	0	0	0	0
407	24-10-2025	14-F-001 D Pass Pilot burner no.3 (I/V Flange/Bonnet)	407	"	Flange	0	0	0	0	0	0
408	24-10-2025	14-F-001 D Pass FG burner no.4 (I/V Gland)	408	"	Valve	0	0	0	0	0	0
409	24-10-2025	14-F-001 D Pass FG burner no.4 (I/V Flange/Bonnet)	409	"	Flange	0	0	0	0	0	0
410	24-10-2025	14-F-001 D Pass Pilot burner no.4 (I/V Gland)	410	"	Valve	0	0	0	0	0	0
411	24-10-2025	14-F-001 D Pass Pilot burner no.4 (I/V Flange/Bonnet)	411	"	Flange	0	0	0	0	0	0
412	24-10-2025	14-F-001 D Pass FG burner no.5 (I/V Gland)	412	"	Valve	0	0	0	0	0	0
413	24-10-2025	14-F-001 D Pass FG burner no.5 (I/V Flange/Bonnet)	413	"	Flange	0	0	0	0	0	0
414	24-10-2025	14-F-001 D Pass Pilot burner no.5 (I/V Gland)	414	"	Valve	0	0	0	0	0	0
415	24-10-2025	14-F-001 D Pass Pilot burner no.5 (I/V Flange/Bonnet)	415	"	Flange	0	0	0	0	0	0
416	24-10-2025	14-F-001 D Pass FG burner no.6 (I/V Gland)	416	"	Valve	0	0	0	0	0	0
417	24-10-2025	14-F-001 D Pass FG burner no.6 (I/V Flange/Bonnet)	417	"	Flange	0	0	0	0	0	0
418	24-10-2025	14-F-001 D Pass Pilot burner no.6 (I/V Gland)	418	"	Valve	0	0	0	0	0	0
419	24-10-2025	14-F-001 D Pass Pilot burner no.6 (I/V Flange/Bonnet)	419	"	Flange	0	0	0	0	0	0
420	24-10-2025	14-F-001 D Pass FG burner no.7 (I/V Gland)	420	"	Valve	0	0	0	0	0	0
421	24-10-2025	14-F-001 D Pass FG burner no.7 (I/V Flange/Bonnet)	421	"	Flange	0	0	0	0	0	0
422	24-10-2025	14-F-001 D Pass Pilot burner no.7 (I/V Gland)	422	"	Valve	0	0	0	0	0	0
423	24-10-2025	14-F-001 D Pass Pilot burner no.7 (I/V Flange/Bonnet)	423	"	Flange	0	0	0	0	0	0
424	24-10-2025	14-F-001 D Pass FG burner no.8 (I/V Gland)	424	"	Valve	0	0	0	0	0	0
425	24-10-2025	14-F-001 D Pass FG burner no.8 (I/V Flange/Bonnet)	425	"	Flange	0	0	0	0	0	0
426	24-10-2025	14-F-001 D Pass Pilot burner no.8 (I/V Gland)	426	"	Valve	0	0	0	0	0	0
427	24-10-2025	14-F-001 D Pass Pilot burner no.8 (I/V Flange/Bonnet)	427	"	Flange	0	0	0	0	0	0
428	24-10-2025	14-F-001 D Pass FG burner no.9 (I/V Gland)	428	"	Valve	0	0	0	0	0	0
429	24-10-2025	14-F-001 D Pass FG burner no.9 (I/V Flange/Bonnet)	429	"	Flange	0	0	0	0	0	0
430	24-10-2025	14-F-001 D Pass Pilot burner no.9 (I/V Gland)	430	"	Valve	0	0	0	0	0	0
431	24-10-2025	14-F-001 D Pass Pilot burner no.9 (I/V Flange/Bonnet)	431	"	Flange	0	0	0	0	0	0
432	24-10-2025	14-F-001 D Pass FG burner no.10 (I/V Gland)	432	"	Valve	0	0	0	0	0	0
433	24-10-2025	14-F-001 D Pass FG burner no.10 (I/V Flange/Bonnet)	433	"	Flange	0	0	0	0	0	0
434	24-10-2025	14-F-001 D Pass Pilot burner no.10 (I/V Gland)	434	"	Valve	0	0	0	0	0	0
435	24-10-2025	14-F-001 D Pass Pilot burner no.10 (I/V Flange/Bonnet)	435	"	Flange	0	0	0	0	0	0
436	24-10-2025	14-F-001 D Pass FG burner no.11 (I/V Gland)	436	"	Valve	0	0	0	0	0	0
437	24-10-2025	14-F-001 D Pass FG burner no.11 (I/V Flange/Bonnet)	437	"	Flange	0	0	0	0	0	0
438	24-10-2025	14-F-001 D Pass Pilot burner no.11 (I/V Gland)	438	"	Valve	0	0	0	0	0	0
439	24-10-2025	14-F-001 D Pass Pilot burner no.11 (I/V Flange/Bonnet)	439	"	Flange	0	0	0	0	0	0

Sr.No.	Date	Location	Tag No.	Line Size	Componenet Type	Screening Value (PPM) before Repair	Emission Kg/Hr	Emission Kg/day	Screening Value (PPM) afterRepair	Emission Kg/Hr	Emission Kg/day
440	24-10-2025	14-F-001 D Pass FG burner no.12 (I/V Gland)	440	"	Valve	537.3	0.000492	0.011804028	537.3	0.000492	0.011804
441	24-10-2025	14-F-001 D Pass FG burner no.12 (I/V Flange/Bonnet)	441	"	Flange	0	0	0	0	0	0
442	24-10-2025	14-F-001 D Pass Pilot burner no.12 (I/V Gland)	442	"	Valve	0	0	0	0	0	0
443	24-10-2025	14-F-001 D Pass Pilot burner no.12 (I/V Flange/Bonnet)	443	"	Flange	0	0	0	0	0	0
444	24-10-2025	14-FV-551 (C/V Gland)	444	2 Inch	Valve	0	0	0	0	0	0
445	24-10-2025	14-FV-551 (C/V U/S Flange)	445	"	Flange	0	0	0	0	0	0
446	24-10-2025	14-FV-551 (C/V D/S Flange)	446	"	Flange	0	0	0	0	0	0
447	24-10-2025	14-FV-551 (C/V Flange/Bonnet)	447	"	Flange	0	0	0	0	0	0
448	24-10-2025	14-FV-551 U/S line (I/V Gland)	448	"	Valve	0	0	0	0	0	0
449	24-10-2025	14-FV-551 U/S line (I/V U/S Flange)	449	"	Flange	0	0	0	0	0	0
450	24-10-2025	14-FV-551 U/S line (I/V D/S Flange)	450	"	Flange	0	0	0	0	0	0
451	24-10-2025	14-FV-551 U/S line (I/V Flange/Bonnet)	451	"	Flange	0	0	0	0	0	0
452	24-10-2025	14-FV-551 D/S line (I/V Gland)	452	"	Valve	0	0	0	0	0	0
453	24-10-2025	14-FV-551 D/S line (I/V U/S Flange)	453	"	Flange	0	0	0	0	0	0
454	24-10-2025	14-FV-551 D/S line (I/V D/S Flange)	454	"	Flange	0	0	0	0	0	0
455	24-10-2025	14-FV-551 D/S line (I/V Flange/Bonnet)	455	"	Flange	0	0	0	0	0	0
456	24-10-2025	14-FV-551 Bypass line (I/V Gland)	456	3 Inch	Valve	0	0	0	0	0	0
457	24-10-2025	14-FV-551 Bypass line (I/V U/S Flange)	457	"	Flange	0	0	0	0	0	0
458	24-10-2025	14-FV-551 Bypass line (I/V D/S Flange)	458	"	Flange	0	0	0	0	0	0
459	24-10-2025	14-FV-551 Bypass line (I/V Flange/Bonnet)	459	"	Flange	0	0	0	0	0	0
460	24-10-2025	14-FV-551 Drain line (I/V Gland)	460	0.5 Inch	Valve	0	0	0	0	0	0
461	24-10-2025	14-FV-551 Drain line (I/V Flange/Bonnet)	461	"	Flange	0	0	0	0	0	0
462	24-10-2025	14-FV-551 Drain line (End Flange)	462	"	Flange	0	0	0	0	0	0
463	24-10-2025	14-P-18A Suction line (I/V Gland)	463	4 Inch	Valve	0	0	0	0	0	0
464	24-10-2025	14-P-18A Suction line (I/V U/S Flange)	464	"	Flange	0	0	0	0	0	0
465	24-10-2025	14-P-18A Suction line (I/V D/S Flange)	465	"	Flange	0	0	0	0	0	0
466	24-10-2025	14-P-18A Suction line (I/V Flange/Bonnet)	466	"	Flange	0	0	0	0	0	0
467	24-10-2025	14-P-18A Suction line drain (I/V Gland)	467	0.5 Inch	Valve	0	0	0	0	0	0
468	24-10-2025	14-P-18A Suction line drain (I/V Flange/Bonnet)	468	"	Flange	0	0	0	0	0	0
469	24-10-2025	14-P-18A Suction line drain (End Flange)	469	"	Flange	0	0	0	0	0	0
470	24-10-2025	14-P-18A Discharge line (I/V Gland)	470	2 Inch	Valve	0	0	0	0	0	0
471	24-10-2025	14-P-18A Discharge line (I/V U/S Flange)	471	"	Flange	0	0	0	0	0	0
472	24-10-2025	14-P-18A Discharge line (I/V D/S Flange)	472	"	Flange	0	0	0	0	0	0
473	24-10-2025	14-P-18A Discharge line (I/V Flange/Bonnet)	473	"	Flange	0	0	0	0	0	0
474	24-10-2025	14-P-18A Discharge line drain (I/V Gland)	474	0.5 Inch	Valve	0	0	0	0	0	0
475	24-10-2025	14-P-18A Discharge line drain (I/V Flange/Bonnet)	475	"	Flange	0	0	0	0	0	0
476	24-10-2025	14-P-18A Discharge line drain(End Flange)	476	"	Flange	0	0	0	0	0	0
477	24-10-2025	14-P-151A Suction line (I/V Gland)	477	2 Inch	Valve	0	0	0	0	0	0
478	24-10-2025	14-P-151ASuction line (I/V U/S Flange)	478	"	Flange	0	0	0	0	0	0
479	24-10-2025	14-P-151A Suction line (I/V D/S Flange)	479	"	Flange	0	0	0	0	0	0

Sr.No.	Date	Location	Tag No.	Line Size	Componenet Type	Screening Value (PPM) before Repair	Emission Kg/Hr	Emission Kg/day	Screening Value (PPM) afterRepair	Emission Kg/Hr	Emission Kg/day
480	24-10-2025	14-P-151A Suction line (I/V Flange/Bonnet)	480	"	Flange	0	0	0	0	0	0
481	24-10-2025	14-P-151A Discharge line (I/V Gland)	481	Insulation	Valve	0	0	0	0	0	0
482	24-10-2025	14-P-151A Discharge line (NRV Top Flange)	482	"	Flange	0	0	0	0	0	0
483	24-10-2025	14-P-151B Suction line (I/V Gland)	483	2 Inch	Valve	0	0	0	0	0	0
484	24-10-2025	14-P-151B Suction line (I/V U/S Flange)	484	"	Flange	0	0	0	0	0	0
485	24-10-2025	14-P-151B Suction line (I/V D/S Flange)	485	"	Flange	0	0	0	0	0	0
486	24-10-2025	14-P-151B Suction line (I/V Flange/Bonnet)	486	"	Flange	0	0	0	0	0	0
487	24-10-2025	14-P-151B Discharge line (I/V Gland)	487	Insulation	Valve	0	0	0	0	0	0
488	24-10-2025	14-P-151B Discharge line (NRV Top Flange)	488	"	Flange	0	0	0	0	0	0
489	24-10-2025	14-P-02A Suction line (I/V Gland)	489	8 Inch	Valve	0	0	0	0	0	0
490	24-10-2025	14-P-02A Suction line (I/V U/S Flange)	490	"	Flange	0	0	0	0	0	0
491	24-10-2025	14-P-02A Suction line (I/V D/S Flange)	491	"	Flange	0	0	0	0	0	0
492	24-10-2025	14-P-02A Suction line (I/V Flange/Bonnet)	492	"	Flange	0	0	0	0	0	0
493	24-10-2025	14-P-02A Discharge line (I/V Gland)	493	6 Inch	Valve	0	0	0	0	0	0
494	24-10-2025	14-P-02A Discharge line (I/V U/S Flange)	494	"	Flange	0	0	0	0	0	0
495	24-10-2025	14-P-02A Discharge line (I/V D/S Flange)	495	"	Flange	0	0	0	0	0	0
496	24-10-2025	14-P-02A Discharge line (I/V Flange/Bonnet)	496	"	Flange	0	0	0	0	0	0
497	24-10-2025	14-P-02A Discharge line (NRV Top Flange)	497	"	Flange	0	0	0	0	0	0
498	24-10-2025	14-P-02A Discharge line (NRV U/S Flange)	498	"	Flange	0	0	0	0	0	0
499	24-10-2025	14-P-02A Discharge line (NRV D/S Flange)	499	"	Flange	0	0	0	0	0	0
500	24-10-2025	14-P-02B Suction line (I/V Gland)	500	8 Inch	Valve	0	0	0	0	0	0
501	24-10-2025	14-P-02B Suction line (I/V U/S Flange)	501	"	Flange	0	0	0	0	0	0
502	24-10-2025	14-P-02B Suction line (I/V D/S Flange)	502	"	Flange	0	0	0	0	0	0
503	24-10-2025	14-P-02B Suction line (I/V Flange/Bonnet)	503	"	Flange	0	0	0	0	0	0
504	24-10-2025	14-P-02B Discharge line (I/V Gland)	504	6 Inch	Valve	0	0	0	0	0	0
505	24-10-2025	14-P-02B Discharge line (I/V U/S Flange)	505	"	Flange	0	0	0	0	0	0
506	24-10-2025	14-P-02B Discharge line (I/V D/S Flange)	506	"	Flange	0	0	0	0	0	0
507	24-10-2025	14-P-02B Discharge line (I/V Flange/Bonnet)	507	"	Flange	0	0	0	0	0	0
508	24-10-2025	14-P-02B Discharge line (NRV Top Flange)	508	"	Flange	0	0	0	0	0	0
509	24-10-2025	14-P-02B Discharge line (NRV U/S Flange)	509	"	Flange	0	0	0	0	0	0
510	24-10-2025	14-P-02B Discharge line (NRV D/S Flange)	510	"	Flange	0	0	0	0	0	0
511	24-10-2025	14-P-013A Suction line (I/V Gland)	511	6 Inch	Valve	28.4	0.000074	0.001787563	28.4	0.000074	0.0017876
512	24-10-2025	14-P-013A Suction line (I/V U/S Flange)	512	"	Flange	0	0	0	0	0	0
513	24-10-2025	14-P-013A Suction line (I/V D/S Flange)	513	"	Flange	0	0	0	0	0	0
514	24-10-2025	14-P-013A Suction line (I/V Flange/Bonnet)	514	"	Flange	0	0	0	0	0	0
515	24-10-2025	14-P-013A Discharge line (I/V Gland)	515	4 Inch	Valve	0	0	0	0	0	0
516	24-10-2025	14-P-013A Discharge line (I/V U/S Flange)	516	"	Flange	0	0	0	0	0	0
517	24-10-2025	14-P-013A Discharge line (I/V D/S Flange)	517	"	Flange	0	0	0	0	0	0
518	24-10-2025	14-P-013A Discharge line (I/V Flange/Bonnet)	518	"	Flange	0	0	0	0	0	0
519	24-10-2025	14-P-013A Discharge line (NRV Top Flange)	519	"	Flange	0	0	0	0	0	0

Sr.No.	Date	Location	Tag No.	Line Size	Componenet Type	Screening Value (PPM) before Repair	Emission Kg/Hr	Emission Kg/day	Screening Value (PPM) afterRepair	Emission Kg/Hr	Emission Kg/day
520	24-10-2025	14-P-013A Discharge line (NRV U/S Flange)	520	"	Flange	0	0	0	0	0	0
521	24-10-2025	14-P-013A Discharge line (NRV D/S Flange)	521	"	Flange	0	0	0	0	0	0
522	24-10-2025	14-SOV-203C(C/V Gland)	522	3 Inch	Valve	0	0	0	0	0	0
523	24-10-2025	14-SOV-203C(C/V U/S Flange)	523	"	Flange	0	0	0	0	0	0
524	24-10-2025	14-SOV-203C(C/V D/S Flange)	524	"	Flange	0	0	0	0	0	0
525	24-10-2025	14-SOV-203C(C/V Flange/Bonnet)	525	"	Flange	0	0	0	0	0	0
526	24-10-2025	14-PV-203C U/S line (I/V Gland)	526	Insulation	Valve	305	0.000342	0.008206378	305	0.000342	0.0082064
527	24-10-2025	14-PV-203C D/S line (I/V Gland)	527	"	Valve	0	0	0	0	0	0
528	24-10-2025	14-PV-203B Bypass line (I/V Gland)	528	"	Valve	0	0	0	0	0	0
529	24-10-2025	14-PV-203C Drain line (I/V Gland)	529	0.5 Inch	Valve	0	0	0	0	0	0
530	24-10-2025	14-PV-203C Drain line (I/V Flange/Bonnet)	530	"	Flange	0	0	0	0	0	0
531	24-10-2025	14-PV-203C Drain line (End Flange)	531	"	Flange	0	0	0	0	0	0
532	24-10-2025	14-FV-602A (C/V Gland)	532	Insulation	Valve	0	0	0	0	0	0
533	24-10-2025	14-FV-602A U/S line (I/V Gland)	533	"	Valve	0	0	0	0	0	0
534	24-10-2025	14-FV-602A D/S line (I/V Gland)	534	"	Valve	0	0	0	0	0	0
535	24-10-2025	14-FV-602A Bypass line (I/V Gland)	535	"	Valve	0	0	0	0	0	0
536	24-10-2025	14-FV-602A Drain line (I/V Gland)	536	0.5 Inch	Valve	0	0	0	0	0	0
537	24-10-2025	14-FV-602A Drain line (I/V Flange/Bonnet)	537	"	Flange	0	0	0	0	0	0
538	24-10-2025	14-FV-602A Drain line (End Flange)	538	"	Flange	0	0	0	0	0	0
539	24-10-2025	14-SOV-203D (C/V Gland)	539	Insulation	Valve	0	0	0	0	0	0
540	24-10-2025	14-SOV-203D Drain line (I/V Gland)	540	0.5 Inch	Valve	0	0	0	0	0	0
541	24-10-2025	14-SOV-203D Drain line (I/V Flange/Bonnet)	541	"	Flange	0	0	0	0	0	0
542	25-10-2025	14-P-013B Suction line (I/V Gland)	542	6 Inch	Valve	0	0	0	0	0	0
543	25-10-2025	14-P-013B Suction line (I/V U/S Flange)	543	"	Flange	0	0	0	0	0	0
544	25-10-2025	14-P-013B Suction line (I/V D/S Flange)	544	"	Flange	0	0	0	0	0	0
545	25-10-2025	14-P-013B Suction line (I/V Flange/Bonnet)	545	"	Flange	0	0	0	0	0	0
546	25-10-2025	14-P-013B Discharge line (I/V Gland)	546	4 Inch	Valve	0	0	0	0	0	0
547	25-10-2025	14-P-013B Discharge line (I/V U/S Flange)	547	"	Flange	0	0	0	0	0	0
548	25-10-2025	14-P-013B Discharge line (I/V D/S Flange)	548	"	Flange	0	0	0	0	0	0
549	25-10-2025	14-P-013B Discharge line (I/V Flange/Bonnet)	549	"	Flange	0	0	0	0	0	0
550	25-10-2025	14-P-013B Discharge line (NRV Top Flange)	550	"	Flange	0	0	0	0	0	0
551	25-10-2025	14-P-013B Discharge line (NRV U/S Flange)	551	"	Flange	0	0	0	0	0	0
552	25-10-2025	14-P-013B Discharge line (NRV D/S Flange)	552	"	Flange	0	0	0	0	0	0
553	25-10-2025	14-V-004 Drain 1st (I/V Gland)	553	0.5 Inch	Valve	0	0	0	0	0	0
554	25-10-2025	14-V-004 Drain 1st (I/V Flange/Bonnet)	554	"	Flange	0	0	0	0	0	0
555	25-10-2025	14-V-004 Drain 1st (End Flange)	555	"	Flange	0	0	0	0	0	0
556	25-10-2025	14-V-004 Drain 2nd (I/V Gland)	556	"	Valve	0	0	0	0	0	0
557	25-10-2025	14-V-004 Drain 2nd (I/V Flange/Bonnet)	557	"	Flange	0	0	0	0	0	0
558	25-10-2025	14-V-004 Drain 2nd (End Flange)	558	"	Flange	0	0	0	0	0	0
559	25-10-2025	14-FV-109 (C/V Gland)	559	4 Inch	Valve	0	0	0	0	0	0

Sr.No.	Date	Location	Tag No.	Line Size	Componenet Type	Screening Value (PPM) before Repair	Emission Kg/Hr	Emission Kg/day	Screening Value (PPM) afterRepair	Emission Kg/Hr	Emission Kg/day
560	25-10-2025	14-FV-109 (C/V U/S Flange)	560	"	Flange	0	0	0	0	0	0
561	25-10-2025	14-FV-109 (C/V D/S Flange)	561	"	Flange	0	0	0	0	0	0
562	25-10-2025	14-FV-109 (C/V Flange/Bonnet)	562	"	Flange	0	0	0	0	0	0
563	25-10-2025	14-FV-109 U/S line (I/V Gland)	563	"	Valve	0	0	0	0	0	0
564	25-10-2025	14-FV-109 U/S line (I/V U/S Flange)	564	"	Flange	0	0	0	0	0	0
565	25-10-2025	14-FV-109 U/S line (I/V D/S Flange)	565	"	Flange	0	0	0	0	0	0
566	25-10-2025	14-FV-109 U/S line (I/V Flange/Bonnet)	566	"	Flange	0	0	0	0	0	0
567	25-10-2025	14-FV-109 D/S line (I/V Gland)	567	"	Valve	0	0	0	0	0	0
568	25-10-2025	14-FV-109 D/S line (I/V U/S Flange)	568	"	Flange	0	0	0	0	0	0
569	25-10-2025	14-FV-109 D/S line (I/V D/S Flange)	569	"	Flange	0	0	0	0	0	0
570	25-10-2025	14-FV-109 D/S line (I/V Flange/Bonnet)	570	"	Flange	0	0	0	0	0	0
571	25-10-2025	14-FV-109 Bypass line (I/V Gland)	571	"	Valve	0	0	0	0	0	0
572	25-10-2025	14-FV-109 Bypass line (I/V U/S Flange)	572	"	Flange	0	0	0	0	0	0
573	25-10-2025	14-FV-109 Bypass line (I/V D/S Flange)	573	"	Flange	0	0	0	0	0	0
574	25-10-2025	14-FV-109 Bypass line (I/V Flange/Bonnet)	574	"	Flange	0	0	0	0	0	0
575	25-10-2025	14-FV-1104 (C/V Gland)	575	1.5 Inch	Valve	623.2	0.000541	0.012983203	623.2	0.000541	0.0129832
576	25-10-2025	14-FV-1104 (C/V U/S Flange)	576	"	Flange	0	0	0	0	0	0
577	25-10-2025	14-FV-1104 (C/V D/S Flange)	577	"	Flange	0	0	0	0	0	0
578	25-10-2025	14-FV-1104 (C/V Flange/Bonnet)	578	"	Flange	0	0	0	0	0	0
579	25-10-2025	14-FV-1104 U/S line (I/V Gland)	579	2 Inch	Valve	0	0	0	0	0	0
580	25-10-2025	14-FV-1104 U/S line (I/V U/S Flange)	580	"	Flange	0	0	0	0	0	0
581	25-10-2025	14-FV-1104 U/S line (I/V D/S Flange)	581	"	Flange	0	0	0	0	0	0
582	25-10-2025	14-FV-1104 U/S line (I/V Flange/Bonnet)	582	"	Flange	0	0	0	0	0	0
583	25-10-2025	14-FV-1104 D/S line (I/V Gland)	583	"	Valve	0	0	0	0	0	0
584	25-10-2025	14-FV-1104 D/S line (I/V U/S Flange)	584	"	Flange	0	0	0	0	0	0
585	25-10-2025	14-FV-1104 D/S line (I/V D/S Flange)	585	"	Flange	0	0	0	0	0	0
586	25-10-2025	14-FV-1104 D/S line (I/V Flange/Bonnet)	586	"	Flange	0	0	0	0	0	0
587	25-10-2025	14-FV-1104 Bypass line (I/V Gland)	587	"	Valve	0	0	0	0	0	0
588	25-10-2025	14-FV-1104 Bypass line (I/V U/S Flange)	588	"	Flange	0	0	0	0	0	0
589	25-10-2025	14-FV-1104 Bypass line (I/V D/S Flange)	589	"	Flange	0	0	0	0	0	0
590	25-10-2025	14-FV-1104 Bypass line (I/V Flange/Bonnet)	590	"	Flange	0	0	0	0	0	0
591	25-10-2025	14-FV-1104 To C-006 line (I/V Gland)	591	"	Valve	0	0	0	0	0	0
592	25-10-2025	14-FV-1104 To C-006 line (I/V U/S Flange)	592	"	Flange	0	0	0	0	0	0
593	25-10-2025	14-FV-1104 To C-006 line (I/V D/S Flange)	593	"	Flange	0	0	0	0	0	0
594	25-10-2025	14-FV-1104 To C-006 line (I/V Flange/Bonnet)	594	"	Flange	0	0	0	0	0	0
595	25-10-2025	14-FV-1104 To C-006 line 2nd (I/V Gland)	595	"	Valve	0	0	0	0	0	0
596	25-10-2025	14-FV-1104 To C-006 line 2nd (I/V U/S Flange)	596	"	Flange	0	0	0	0	0	0
597	25-10-2025	14-FV-1104 To C-006 line 2nd (I/V D/S Flange)	597	"	Flange	0	0	0	0	0	0
598	25-10-2025	14-FV-1104 To C-006 line 2nd (I/V Flange/Bonnet)	598	"	Flange	0	0	0	0	0	0
599	25-10-2025	14-FV-1104 To C-006 line (NRV U/S Flange)	599	"	Flange	0	0	0	0	0	0

Sr.No.	Date	Location	Tag No.	Line Size	Componenet Type	Screening Value (PPM) before Repair	Emission Kg/Hr	Emission Kg/day	Screening Value (PPM) afterRepair	Emission Kg/Hr	Emission Kg/day
600	25-10-2025	14-FV-1104 To C-006 line (NRV D/S Flange)	600	"	Flange	0	0	0	0	0	0
601	25-10-2025	14-FV-1104 To C-006 line (NRV Top Flange)	601	"	Flange	0	0	0	0	0	0
602	25-10-2025	14-PV-506 (C/V Gland)	602	2 Inch	Valve	0	0	0	0	0	0
603	25-10-2025	14-PV-506 (C/V U/S Flange)	603	"	Flange	0	0	0	0	0	0
604	25-10-2025	14-PV-506 (C/V D/S Flange)	604	"	Flange	0	0	0	0	0	0
605	25-10-2025	14-PV-506 (C/V Flange/Bonnet)	605	"	Flange	0	0	0	0	0	0
606	25-10-2025	14-PV-506 U/S line (I/V Gland)	606	2 Inch	Valve	0	0	0	0	0	0
607	25-10-2025	14-PV-506 U/S line (I/V U/S Flange)	607	"	Flange	0	0	0	0	0	0
608	25-10-2025	14-PV-506 U/S line (I/V D/S Flange)	608	"	Flange	0	0	0	0	0	0
609	25-10-2025	14-PV-506 U/S line (I/V Flange/Bonnet)	609	"	Flange	0	0	0	0	0	0
610	25-10-2025	14-PV-506 D/S line (I/V Gland)	610	"	Valve	0	0	0	0	0	0
611	25-10-2025	14-PV-506 D/S line (I/V U/S Flange)	611	"	Flange	0	0	0	0	0	0
612	25-10-2025	14-PV-506 D/S line (I/V D/S Flange)	612	"	Flange	0	0	0	0	0	0
613	25-10-2025	14-PV-506 D/S line (I/V Flange/Bonnet)	613	"	Flange	0	0	0	0	0	0
614	25-10-2025	14-PV-506 Bypass line (I/V Gland)	614	"	Valve	0	0	0	0	0	0
615	25-10-2025	14-PV-506 Bypass line (I/V U/S Flange)	615	"	Flange	0	0	0	0	0	0
616	25-10-2025	14-PV-506 Bypass line (I/V D/S Flange)	616	"	Flange	0	0	0	0	0	0
617	25-10-2025	14-PV-506 Bypass line (I/V Flange/Bonnet)	617	"	Flange	0	0	0	0	0	0
618	25-10-2025	14-PV-506 Drain line (I/V Gland)	618	0.5 Inch	Valve	0	0	0	0	0	0
619	25-10-2025	14-PV-506 Drain line (I/V Flange/Bonnet)	619	"	Flange	0	0	0	0	0	0
620	25-10-2025	14-PV-506 Drain line (End Flange)	620	"	Flange	0	0	0	0	0	0
621	25-10-2025	14-PV-1201A (C/V Gland)	621	3 Inch	Valve	0	0	0	0	0	0
622	25-10-2025	14-PV-1201A (C/V U/S Flange)	622	"	Flange	0	0	0	0	0	0
623	25-10-2025	14-PV-1201A (C/V D/S Flange)	623	"	Flange	0	0	0	0	0	0
624	25-10-2025	14-PV-1201A (C/V Flange/Bonnet)	624	"	Flange	0	0	0	0	0	0
625	25-10-2025	14-PV-1201A U/S line (I/V Gland)	625	6 Inch	Valve	0	0	0	0	0	0
626	25-10-2025	14-PV-1201A U/S line (I/V U/S Flange)	626	"	Flange	0	0	0	0	0	0
627	25-10-2025	14-PV-1201A U/S line (I/V D/S Flange)	627	"	Flange	0	0	0	0	0	0
628	25-10-2025	14-PV-1201A U/S line (I/V Flange/Bonnet)	628	"	Flange	0	0	0	0	0	0
629	25-10-2025	14-PV-1201A D/S line (I/V Gland)	629	"	Valve	0	0	0	0	0	0
630	25-10-2025	14-PV-1201A D/S line (I/V U/S Flange)	630	"	Flange	0	0	0	0	0	0
631	25-10-2025	14-PV-1201A D/S line (I/V D/S Flange)	631	"	Flange	0	0	0	0	0	0
632	25-10-2025	14-PV-1201A D/S line (I/V Flange/Bonnet)	632	"	Flange	0	0	0	0	0	0
633	25-10-2025	14-PV-1201A Bypass line (I/V Gland)	633	4 Inch	Valve	0	0	0	0	0	0
634	25-10-2025	14-PV-1201A Bypass line (I/V U/S Flange)	634	"	Flange	0	0	0	0	0	0
635	25-10-2025	14-PV-1201A Bypass line (I/V D/S Flange)	635	"	Flange	0	0	0	0	0	0
636	25-10-2025	14-PV-1201A Bypass line (I/V Flange/Bonnet)	636	"	Flange	0	0	0	0	0	0
637	25-10-2025	14-PV-1201A U/S drain line (I/V Gland)	637	0.5 Inch	Valve	0	0	0	0	0	0
638	25-10-2025	14-PV-1201A U/S drain line (I/V Flange/Bonnet)	638	"	Flange	0	0	0	0	0	0
639	25-10-2025	14-PV-1201A U/S drain line (End Flange)	639	"	Flange	0	0	0	0	0	0

Sr.No.	Date	Location	Tag No.	Line Size	Componenet Type	Screening Value (PPM) before Repair	Emission Kg/Hr	Emission Kg/day	Screening Value (PPM) afterRepair	Emission Kg/Hr	Emission Kg/day
640	25-10-2025	14-PV-1201A D/S drain line (I/V Gland)	640	"	Valve	0	0	0	0	0	0
641	25-10-2025	14-PV-1201A D/S drain line (I/V Flange/Bonnet)	641	"	Flange	0	0	0	0	0	0
642	25-10-2025	14-PV-1201A D/S drain line (End Flange)	642	"	Flange	0	0	0	0	0	0
643	25-10-2025	14-PV-1201 (C/V Gland)	643	3 Inch	Valve	0	0	0	0	0	0
644	25-10-2025	14-PV-1201 (C/V U/S Flange)	644	"	Flange	0	0	0	0	0	0
645	25-10-2025	14-PV-1201 (C/V D/S Flange)	645	"	Flange	0	0	0	0	0	0
646	25-10-2025	14-PV-1201 U/S line (I/V Gland)	646	Insulation	Valve	0	0	0	0	0	0
647	25-10-2025	14-PV-1201 D/S line (I/V Gland)	647	"	Valve	0	0	0	0	0	0
648	25-10-2025	14-PV-1201 Bypass line (I/V Gland)	648	"	Valve	0	0	0	0	0	0
649	25-10-2025	14-PV-1201 U/S Drain line (I/V Gland)	649	0.5 Inch	Valve	0	0	0	0	0	0
650	25-10-2025	14-PV-1201 U/S Drain line (I/V Flange/Bonnet)	650	"	Flange	0	0	0	0	0	0
651	25-10-2025	14-PV-1201 U/S Drain line (End Flange)	651	"	Flange	0	0	0	0	0	0
652	25-10-2025	14-PV-1201 Fuel Gas To 14-V-010 line (I/V Gland)	652	Insulation	Valve	62.2	0.000123	0.0029536953	62.2	0.000123	0.002957
653	25-10-2025	14-PV-1207 (C/V Gland)	653	2 Inch	Valve	0	0	0	0	0	0
654	25-10-2025	14-PV-1207 (C/V U/S Flange)	654	"	Flange	0	0	0	0	0	0
655	25-10-2025	14-PV-1207 (C/V D/S Flange)	655	"	Flange	0	0	0	0	0	0
656	25-10-2025	14-PV-1207 (C/V Flange/Bonnet)	656	"	Flange	0	0	0	0	0	0
657	25-10-2025	14-PV-1207 U/S line (I/V Gland)	657	"	Valve	0	0	0	0	0	0
658	25-10-2025	14-PV-1207 U/S line (I/V U/S Flange)	658	"	Flange	0	0	0	0	0	0
659	25-10-2025	14-PV-1207 U/S line (I/V D/S Flange)	659	"	Flange	0	0	0	0	0	0
660	25-10-2025	14-PV-1207 U/S line (I/V Flange/Bonnet)	660	"	Flange	0	0	0	0	0	0
661	25-10-2025	14-PV-1207 D/S line (I/V Gland)	661	"	Valve	0	0	0	0	0	0
662	25-10-2025	14-PV-1207 D/S line (I/V U/S Flange)	662	"	Flange	0	0	0	0	0	0
663	25-10-2025	14-PV-1207 D/S line (I/V D/S Flange)	663	"	Flange	0	0	0	0	0	0
664	25-10-2025	14-PV-1207 D/S line (I/V Flange/Bonnet)	664	"	Flange	0	0	0	0	0	0
665	25-10-2025	14-PV-1207 Bypass line (I/V Gland)	665	"	Valve	0	0	0	0	0	0
666	25-10-2025	14-PV-1207 Bypass line (I/V U/S Flange)	666	"	Flange	0	0	0	0	0	0
667	25-10-2025	14-PV-1207 Bypass line (I/V D/S Flange)	667	"	Flange	0	0	0	0	0	0
668	25-10-2025	14-PV-1207 Bypass line (I/V Flange/Bonnet)	668	"	Flange	0	0	0	0	0	0
669	25-10-2025	14-PV-1207 Drain line (I/V Gland)	669	0.5 Inch	Valve	0	0	0	0	0	0
670	25-10-2025	14-PV-1207 Drain line (I/V Flange/Bonnet)	670	"	Flange	0	0	0	0	0	0
671	25-10-2025	14-PV-1207 Drain line (End Flange)	671	"	Flange	0	0	0	0	0	0
672	25-10-2025	14-PV-1207 Empty Out line upper (I/V Gland)	672	2 Inch	Valve	0	0	0	0	0	0
673	25-10-2025	14-PV-1207 Empty Out line upper (I/V U/S Flange)	673	"	Flange	0	0	0	0	0	0
674	25-10-2025	14-PV-1207 Empty Out line upper (I/V D/S Flange)	674	"	Flange	0	0	0	0	0	0
675	25-10-2025	14-PV-1207 Empty Out line upper (I/V Flange/Bonnet)	675	"	Flange	0	0	0	0	0	0
676	25-10-2025	14-PV-1207 Empty Out line lower (I/V Gland)	676	"	Valve	0	0	0	0	0	0
677	25-10-2025	14-PV-1207 Empty Out line lower (I/V U/S Flange)	677	"	Flange	0	0	0	0	0	0
678	25-10-2025	14-PV-1207 Empty Out line lower (I/V D/S Flange)	678	"	Flange	0	0	0	0	0	0
679	25-10-2025	14-PV-1207 Empty Out line lower (I/V Flange/Bonnet)	679	"	Flange	0	0	0	0	0	0

Sr.No.	Date	Location	Tag No.	Line Size	Componenet Type	Screening Value (PPM) before Repair	Emission Kg/Hr	Emission Kg/day	Screening Value (PPM) afterRepair	Emission Kg/Hr	Emission Kg/day
680	25-10-2025	14-PV-1207 Recycled Naptha To C-008 line (I/V Gland)	680	3 Inch	Valve	0	0	0	0	0	0
681	25-10-2025	14-PV-1207 Recycled Naptha To C-008 line (I/V U/S Flange)	681	"	Flange	0	0	0	0	0	0
682	25-10-2025	14-PV-1207 Recycled Naptha To C-008 line (I/V D/S Flange)	682	"	Flange	0	0	0	0	0	0
683	25-10-2025	14-PV-1207 Recycled Naptha To C-008 line (I/V Flange/Bonnet)	683	"	Flange	0	0	0	0	0	0
684	25-10-2025	14-FV-1204 (C/V Gland)	684	3 Inch	Valve	0	0	0	0	0	0
685	25-10-2025	14-FV-1204 (C/V U/S Flange)	685	"	Flange	0	0	0	0	0	0
686	25-10-2025	14-FV-1204 (C/V D/S Flange)	686	"	Flange	0	0	0	0	0	0
687	25-10-2025	14-FV-1204 (C/V Flange/Bonnet)	687	"	Flange	0	0	0	0	0	0
688	25-10-2025	14-FV-1204 U/S line (I/V Gland)	688	"	Valve	0	0	0	0	0	0
689	25-10-2025	14-FV-1204 D/S line (I/V Gland)	689	"	Valve	0	0	0	0	0	0
690	25-10-2025	14-FV-1204 Bypass line (I/V Gland)	690	"	Valve	0	0	0	0	0	0
691	25-10-2025	14-FV-1204 U/S drain line (I/V Gland)	691	0.5 Inch	Valve	0	0	0	0	0	0
692	25-10-2025	14-FV-1204 U/S drain line (I/V Flange/Bonnet)	692	"	Flange	0	0	0	0	0	0
693	25-10-2025	14-FV-1204 U/S drain line (End Flange)	693	"	Flange	0	0	0	0	0	0
694	25-10-2025	14-FV-1204 D/S drain line (I/V Gland)	694	"	Valve	0	0	0	0	0	0
695	25-10-2025	14-FV-1204 D/S drain line (I/V Flange/Bonnet)	695	"	Flange	0	0	0	0	0	0
696	25-10-2025	14-FV-1204 D/S drain line (End Flange)	696	"	Flange	0	0	0	0	0	0
697	25-10-2025	14-FV-1204 Naaptha E-21 Bypass line (NRV Top Flange)	697	2 Inch	Flange	0	0	0	0	0	0
698	25-10-2025	14-FV-1204 Naaptha E-21 Bypass line (NRV U/S Flange)	698	"	Flange	0	0	0	0	0	0
699	25-10-2025	14-FV-1204 Naaptha E-21 Bypass line (NRV D/S Flange)	699	"	Flange	0	0	0	0	0	0
700	25-10-2025	14-FV-1204 Naaptha E-21 Bypass line (I/V Gland)	700	"	Valve	0	0	0	0	0	0
701	25-10-2025	14-FV-1204 Naaptha E-21 Bypass line (I/V U/S Flange)	701	"	Flange	0	0	0	0	0	0
702	25-10-2025	14-FV-1204 Naaptha E-21 Bypass line (I/V D/S Flange)	702	"	Flange	0	0	0	0	0	0
703	25-10-2025	14-FV-1204 Naaptha E-21 Bypass line (I/V Flange/Bonnet)	703	"	Flange	0	0	0	0	0	0
704	25-10-2025	14-FV-1204 Naaptha E-21 Bypass line drain (I/V Gland)	704	0.5 Inch	Valve	0	0	0	0	0	0
705	25-10-2025	14-FV-1204 Naaptha E-21 Bypass line drain (I/V Flange/Bonnet)	705	"	Flange	0	0	0	0	0	0
706	25-10-2025	14-FV-1204 Naaptha E-21 Bypass line drain (End Flange)	706	"	Flange	0	0	0	0	0	0
707	25-10-2025	14-FV-1204 To C-08 line (I/V Gland)	707	2 Inch	Valve	0	0	0	0	0	0
708	25-10-2025	14-FV-1204 To C-08 line (I/V U/S Flange)	708	"	Flange	0	0	0	0	0	0
709	25-10-2025	14-FV-1204 To C-08 line (I/V D/S Flange)	709	"	Flange	0	0	0	0	0	0
710	25-10-2025	14-FV-1204 To C-08 line (I/V Flange/Bonnet)	710	"	Flange	0	0	0	0	0	0
711	25-10-2025	14-FV-1204 To C-08 line drain (I/V Gland)	711	0.5 Inch	Valve	0	0	0	0	0	0
712	25-10-2025	14-FV-1204 To C-08 line drain (I/V Flange/Bonnet)	712	"	Flange	0	0	0	0	0	0
713	25-10-2025	14-FV-1204 To C-08 line drain (End Flange)	713	"	Flange	0	0	0	0	0	0
714	25-10-2025	14-SOV-203A (C/V Gland)	714	Insulation	Valve	0	0	0	0	0	0
715	25-10-2025	14-SOV-203A (C/V U/S Flange)	715	"	Flange	0	0	0	0	0	0
716	25-10-2025	14-SOV-203A drain (I/V Gland)	716	0.5 Inch	Valve	0	0	0	0	0	0
717	25-10-2025	14-SOV-203A drain (I/V Flange/Bonnet)	717	"	Flange	0	0	0	0	0	0
718	25-10-2025	14-SOV-203A (End Flange)	718	"	Flange	0	0	0	0	0	0
719	25-10-2025	14-PV-203A (C/V Gland)	719	Insulation	Valve	0	0	0	0	0	0

Sr.No.	Date	Location	Tag No.	Line Size	Componenet Type	Screening Value (PPM) before Repair	Emission Kg/Hr	Emission Kg/day	Screening Value (PPM) afterRepair	Emission Kg/Hr	Emission Kg/day
720	25-10-2025	14-PV-203A U/S line (I/V Gland)	720	"	Valve	0	0	0	0	0	0
721	25-10-2025	14-PV-203A D/S line (I/V Gland)	721	"	Valve	0	0	0	0	0	0
722	25-10-2025	14-PV-203A Bypass line (I/V Gland)	722	"	Valve	0	0	0	0	0	0
723	25-10-2025	14-PV-203A U/S drain line (I/V Gland)	723	0.5 Inch	Valve	0	0	0	0	0	0
724	25-10-2025	14-PV-203A U/S drain line (I/V Flange/Bonnet)	724	"	Flange	0	0	0	0	0	0
725	25-10-2025	14-PV-203A U/S drain line (End Flange)	725	"	Flange	0	0	0	0	0	0
726	25-10-2025	14-PV-203A D/S drain line (I/V Gland)	726	"	Valve	0	0	0	0	0	0
727	25-10-2025	14-PV-203A D/S drain line (I/V Flange/Bonnet)	727	"	Flange	0	0	0	0	0	0
728	25-10-2025	14-PV-203A D/S drain line (End Flange)	728	"	Flange	0	0	0	0	0	0
729	25-10-2025	14-SOV-203B (I/V Gland)	729	Insulation	Valve	0	0	0	0	0	0
730	25-10-2025	14-SOV-203B drain line (I/V Gland)	730	0.5 Inch	Valve	0	0	0	0	0	0
731	25-10-2025	14-SOV-203B drain line (I/V Flange/Bonnet)	731	"	Flange	0	0	0	0	0	0
732	25-10-2025	14-SOV-203B drain line (End Flange)	732	"	Flange	0	0	0	0	0	0
733	25-10-2025	14-PV-203B (C/V Gland)	733	3 Inch	Valve	0	0	0	0	0	0
734	25-10-2025	14-PV-203B (C/V U/S Flange)	734	"	Flange	0	0	0	0	0	0
735	25-10-2025	14-PV-203B (C/V D/S Flange)	735	"	Flange	0	0	0	0	0	0
736	25-10-2025	14-PV-203B (C/V Flange/Bonnet)	736	"	Flange	0	0	0	0	0	0
737	25-10-2025	14-PV-203B U/S line (I/V Gland)	737	4 Inch	Valve	258.3	0.000307	0.007375898	258.3	0.000307	0.0073759
738	25-10-2025	14-PV-203B U/S line (I/V U/S Flange)	738	"	Flange	0	0	0	0	0	0
739	25-10-2025	14-PV-203B U/S line (I/V D/S Flange)	739	"	Flange	0	0	0	0	0	0
740	25-10-2025	14-PV-203B U/S line (I/V Flange/Bonnet)	740	"	Flange	0	0	0	0	0	0
741	25-10-2025	14-PV-203B D/S line (I/V Gland)	741	Insulation	Valve	0	0	0	0	0	0
742	25-10-2025	14-PV-203B Bypass line (I/V Gland)	742	"	Valve	0	0	0	0	0	0
743	25-10-2025	14-PV-203B Drain line (I/V Gland)	743	0.5 Inch	Valve	0	0	0	0	0	0
744	25-10-2025	14-PV-203B Drain line (I/V Flange/Bonnet)	744	"	Flange	0	0	0	0	0	0
745	25-10-2025	14-PV-203B Drain line (End Flange)	745	"	Flange	0	0	0	0	0	0

Sr.No.	Date	Location	Tag No.	Line Size	Componenet Type	Screening Value (PPM) before Repair	Emission Kg/Hr	Emission Kg/day	Screening Value (PPM) afterRepair	Emission Kg/Hr	Emission Kg/day
CDU-01											
1	27-10-2025	11-PSV-1104 (PSV Top Flange)	1	3 Inch	Flange	0	0	0	0	0	0
2	27-10-2025	11-PSV-1104 (PSV U/S Flange)	2	"	Flange	0	0	0	0	0	0
3	27-10-2025	11-PSV-1104 (PSV D/S Flange)	3	"	Flange	0	0	0	0	0	0
4	27-10-2025	11-PSV-1104 U/S line (I/V Gland)	4	"	Valve	0	0	0	0	0	0
5	27-10-2025	11-PSV-1104 U/S line (I/V U/S Flange)	5	"	Flange	0	0	0	0	0	0
6	27-10-2025	11-PSV-1104 U/S line (I/V D/S Flange)	6	"	Flange	0	0	0	0	0	0
7	27-10-2025	11-PSV-1104 U/S line (I/V Flange/Bonnet)	7	"	Flange	0	0	0	0	0	0
8	27-10-2025	11-PSV-1104 D/S line (I/V Gland)	8	4 Inch	Valve	0	0	0	0	0	0
9	27-10-2025	11-PSV-1104 D/S line (I/V U/S Flange)	9	"	Flange	0	0	0	0	0	0
10	27-10-2025	11-PSV-1104 D/S line (I/V D/S Flange)	10	"	Flange	0	0	0	0	0	0
11	27-10-2025	11-PSV-1104 D/S line (I/V Flange/Bonnet)	11	"	Flange	0	0	0	0	0	0
12	27-10-2025	11-FV-122A(FC-122A) (C/V Gland)	12	Insulation	Valve	0	0	0	0	0	0
13	27-10-2025	11-FV-122A(FC-122A) U/S line (I/V Gland	13	"	Valve	0	0	0	0	0	0
14	27-10-2025	11-FV-122A(FC-122A) D/S line (I/V Gland	14	"	Valve	0	0	0	0	0	0
15	27-10-2025	11-FV-122A(FC-122A) Bypass line (I/V Gland	15	"	Valve	0	0	0	0	0	0
16	27-10-2025	11-FV-122A(FC-122A) U/S drain line (I/V Gland)	16	0.5 Inch	Valve	0	0	0	0	0	0
17	27-10-2025	11-FV-122A(FC-122A) U/S drain line (I/V Flange/Bonnet)	17	"	Flange	0	0	0	0	0	0
18	27-10-2025	11-FV-122A(FC-122A) U/S drain line (End Flange)	18	"	Flange	0	0	0	0	0	0
19	27-10-2025	11-FV-122A(FC-122A) D/S drain line (I/V Gland)	19	"	Valve	0	0	0	0	0	0
20	27-10-2025	11-FV-122A(FC-122A) D/S drain line (I/V Flange/Bonnet)	20	"	Flange	0	0	0	0	0	0
21	27-10-2025	11-FV-122A(FC-122A) D/S drain line (End Flange)	21	"	Flange	0	0	0	0	0	0
22	27-10-2025	11-PV-8001 (C/V Gland)	22	2 Inch	Valve	0	0	0	0	0	0
23	27-10-2025	11-PV-8001 (C/V U/S Flange)	23	"	Flange	0	0	0	0	0	0
24	27-10-2025	11-PV-8001 (C/V D/S Flange)	24	"	Flange	0	0	0	0	0	0
25	27-10-2025	11-PV-8001 (C/V Flange/Bonnet)	25	"	Flange	0	0	0	0	0	0
26	27-10-2025	11-PV-8001 U/S line (I/V Gland)	26	3 Inch	Valve	16.3	0.000052	0.00125 1571	16.3	0.000052	0.001251 571
27	27-10-2025	11-PV-8001 U/S line (I/V U/S Flange)	27	"	Flange	0	0	0	0	0	0
28	27-10-2025	11-PV-8001 U/S line (I/V D/S Flange)	28	"	Flange	0	0	0	0	0	0
29	27-10-2025	11-PV-8001 U/S line (I/V Flange/Bonnet)	29	"	Flange	0	0	0	0	0	0
30	27-10-2025	11-PV-8001 D/S line (I/V Gland)	30	"	Valve	0	0	0	0	0	0
31	27-10-2025	11-PV-8001 D/S line (I/V U/S Flange)	31	"	Flange	0	0	0	0	0	0
32	27-10-2025	11-PV-8001 D/S line (I/V D/S Flange)	32	"	Flange	0	0	0	0	0	0
33	27-10-2025	11-PV-8001 D/S line (I/V Flange/Bonnet)	33	"	Flange	0	0	0	0	0	0
34	27-10-2025	11-PV-8001 Bypass line (I/V Gland)	34	"	Valve	0	0	0	0	0	0
35	27-10-2025	11-PV-8001 Bypass line (I/V U/S Flange)	35	"	Flange	0	0	0	0	0	0
36	27-10-2025	11-PV-8001 Bypass line (I/V D/S Flange)	36	"	Flange	0	0	0	0	0	0
37	27-10-2025	11-PV-8001 Bypass line (I/V Flange/Bonnet)	37	"	Flange	0	0	0	0	0	0
38	27-10-2025	11-PV-8001 U/S drain line (I/V Gland)	38	0.5 Inch	Valve	0	0	0	0	0	0
39	27-10-2025	11-PV-8001 U/S drain line (I/V Flange/Bonnet)	39	"	Flange	0	0	0	0	0	0

Sr.No.	Date	Location	Tag No.	Line Size	Componenet Type	Screening Value (PPM) before Repair	Emission Kg/Hr	Emission Kg/day	Screening Value (PPM) afterRepair	Emission Kg/Hr	Emission Kg/day
40	27-10-2025	11-PV-8001 U/S drain line (End Flange)	40	"	Flange	0	0	0	0	0	0
41	27-10-2025	11-PV-8001 D/S drain line (I/V Gland)	41	"	Valve	0	0	0	0	0	0
42	27-10-2025	11-PV-8001 D/S drain line (I/V Flange/Bonnet)	42	"	Flange	0	0	0	0	0	0
43	27-10-2025	11-PV-8001 D/S drain line (End Flange)	43	"	Flange	0	0	0	0	0	0
44	27-10-2025	11-PV-8001 SRN To DHDT line upper (I/V Gland)	44	3 Inch	Valve	0	0	0	0	0	0
45	27-10-2025	11-PV-8001 SRN To DHDT line upper (I/V U/S Flange)	45	"	Flange	0	0	0	0	0	0
46	27-10-2025	11-PV-8001 SRN To DHDT line upper (I/V D/S Flange)	46	"	Flange	0	0	0	0	0	0
47	27-10-2025	11-PV-8001 SRN To DHDT line upper (I/V Flange/Bonnet)	47	"	Flange	0	0	0	0	0	0
48	27-10-2025	11-PV-8001 SRN To DHDT line lower (I/V Gland)	48	"	Valve	0	0	0	0	0	0
49	27-10-2025	11-PV-8001 SRN To DHDT line lower (I/V U/S Flange)	49	"	Flange	0	0	0	0	0	0
50	27-10-2025	11-PV-8001 SRN To DHDT line lower (I/V D/S Flange)	50	"	Flange	0	0	0	0	0	0
51	27-10-2025	11-PV-8001 SRN To DHDT line lower (I/V Flange/Bonnet)	51	"	Flange	0	0	0	0	0	0
52	27-10-2025	11-PV-8001 SRN To DHDT line (NRV Top Flange)	52	"	Flange	0	0	0	0	0	0
53	27-10-2025	11-PV-8001 SRN To DHDT line (NRV Flange)	53	"	Flange	0	0	0	0	0	0
54	27-10-2025	11-PV-8001 TP-101-005A SRN To FCC & Prime G line upper(I/V Gland)	54	"	Valve	0	0	0	0	0	0
55	27-10-2025	11-PV-8001 TP-101-005A SRN To FCC & Prime G line upper(I/V U/S Flange)	55	"	Flange	0	0	0	0	0	0
56	27-10-2025	11-PV-8001 TP-101-005A SRN To FCC & Prime G line upper(I/V D/S Flange)	56	"	Flange	0	0	0	0	0	0
57	27-10-2025	11-PV-8001 TP-101-005A SRN To FCC & Prime G line upper(I/V Flange/Bonnet)	57	"	Flange	0	0	0	0	0	0
58	27-10-2025	11-PV-8001 TP-101-005A SRN To FCC & Prime G line lower(I/V Gland)	58	"	Valve	0	0	0	0	0	0
59	27-10-2025	11-PV-8001 TP-101-005A SRN To FCC & Prime G line lower(I/V U/S Flange)	59	"	Flange	0	0	0	0	0	0
60	27-10-2025	11-PV-8001 TP-101-005A SRN To FCC & Prime G line lower(I/V D/S Flange)	60	"	Flange	0	0	0	0	0	0
61	27-10-2025	11-PV-8001 TP-101-005A SRN To FCC & Prime G line lower(I/V Flange/Bonnet)	61	"	Flange	0	0	0	0	0	0
62	27-10-2025	11-PV-8001 Drain line(I/V Gland)	62	"	Valve	0	0	0	0	0	0
63	27-10-2025	11-PV-8001 Drain line(I/V Flange/Bonnet)	63	"	Flange	0	0	0	0	0	0
64	27-10-2025	11-PV-8001 Drain line(End Flange)	64	"	Flange	0	0	0	0	0	0
65	27-10-2025	11-FV-126 (C/V Gland)	65	3 Inch	Valve	294.7	0.000334	0.008027366	294.7	0.000334	0.008027366
66	27-10-2025	11-FV-126 (C/V U/S Flange)	66	"	Flange	0	0	0	0	0	0
67	27-10-2025	11-FV-126 (C/V D/S Flange)	67	"	Flange	0	0	0	0	0	0
68	27-10-2025	11-FV-126 (C/V Flange/Bonnet)	68	"	Flange	0	0	0	0	0	0
69	27-10-2025	11-FV-126 U/S line (I/V Gland)	69	4 Inch	Valve	0	0	0	0	0	0
70	27-10-2025	11-FV-126 U/S line (I/V U/S Flange)	70	"	Flange	0	0	0	0	0	0
71	27-10-2025	11-FV-126 U/S line (I/V D/S Flange)	71	"	Flange	0	0	0	0	0	0
72	27-10-2025	11-FV-126 U/S line (I/V Flange/Bonnet)	72	"	Flange	0	0	0	0	0	0
73	27-10-2025	11-FV-126 D/S line (I/V Gland)	73	"	Valve	0	0	0	0	0	0
74	27-10-2025	11-FV-126 D/S line (I/V U/S Flange)	74	"	Flange	0	0	0	0	0	0
75	27-10-2025	11-FV-126 D/S line (I/V D/S Flange)	75	"	Flange	0	0	0	0	0	0
76	27-10-2025	11-FV-126 D/S line (I/V Flange/Bonnet)	76	"	Flange	0	0	0	0	0	0
77	27-10-2025	11-FV-126 Bypass line (I/V Gland)	77	"	Valve	0	0	0	0	0	0

Sr.No.	Date	Location	Tag No.	Line Size	Componenet Type	Screening Value (PPM) before Repair	Emission Kg/Hr	Emission Kg/day	Screening Value (PPM) afterRepair	Emission Kg/Hr	Emission Kg/day
78	27-10-2025	11-FV-126 Bypass line (I/V U/S Flange)	78	"	Flange	0	0	0	0	0	0
79	27-10-2025	11-FV-126 Bypass line (I/V D/S Flange)	79	"	Flange	0	0	0	0	0	0
80	27-10-2025	11-FV-126 Bypass line (I/V Flange/Bonnet)	80	"	Flange	0	0	0	0	0	0
81	27-10-2025	11-FV-126 U/S drain line (I/V Gland)	81	0.5 Inch	Valve	0	0	0	0	0	0
82	27-10-2025	11-FV-126 U/S drain line (I/V Flange/Bonnet)	82	"	Flange	0	0	0	0	0	0
83	27-10-2025	11-FV-126 U/S drain line (End Flange)	83	"	Flange	0	0	0	0	0	0
84	27-10-2025	11-FV-126 D/S drain line (I/V Gland)	84	"	Valve	0	0	0	0	0	0
85	27-10-2025	11-FV-126 D/S drain line (I/V Flange/Bonnet)	85	"	Flange	0	0	0	0	0	0
86	27-10-2025	11-FV-126 D/S drain line (End Flange)	86	"	Flange	0	0	0	0	0	0
87	27-10-2025	11-FV-126 To Unstabe Nap. To C-005 line (I/V Gland)	87	6 Inch	Valve	8.4	0.000034	0.000817746	8.4	0.000034	0.000817746
88	27-10-2025	11-FV-126 To Unstabe Nap. To C-005 line (I/V U/S Flange)	88	"	Flange	0	0	0	0	0	0
89	27-10-2025	11-FV-126 To Unstabe Nap. To C-005 line (I/V D/S Flange)	89	"	Flange	0	0	0	0	0	0
90	27-10-2025	11-FV-126 To Unstabe Nap. To C-005 line (I/V Flange/Bonnet)	90	"	Flange	0	0	0	0	0	0
91	27-10-2025	11-FV-126 To Unstabe Nap. From V-153 line (I/V Gland)	91	"	Valve	0	0	0	0	0	0
92	27-10-2025	11-FV-126 To Unstabe Nap. From V-153 line (I/V U/S Flange)	92	"	Flange	0	0	0	0	0	0
93	27-10-2025	11-FV-126 To Unstabe Nap. From V-153 line (I/V D/S Flange)	93	"	Flange	0	0	0	0	0	0
94	27-10-2025	11-FV-126 To Unstabe Nap. From V-153 line (I/V Flange/Bonnet)	94	"	Flange	0	0	0	0	0	0
95	27-10-2025	11-FV-126 To Unstabe Nap. From V-153 line 2nd (I/V Gland)	95	"	Valve	0	0	0	0	0	0
96	27-10-2025	11-FV-126 To Unstabe Nap. From V-153 line 2nd (I/V U/S Flange)	96	"	Flange	0	0	0	0	0	0
97	27-10-2025	11-FV-126 To Unstabe Nap. From V-153 line 2nd (I/V D/S Flange)	97	"	Flange	0	0	0	0	0	0
98	27-10-2025	11-FV-126 To Unstabe Nap. From V-153 line 2nd (I/V Flange/Bonnet)	98	"	Flange	0	0	0	0	0	0
99	27-10-2025	11-FV-126 Drain line(I/V Gland)	99	0.5 Inch	Valve	0	0	0	0	0	0
100	27-10-2025	11-FV-126 Drain line(I/V Flange/Bonnet)	100	"	Flange	0	0	0	0	0	0
101	27-10-2025	11-FV-126 Drain line(End Flange)	101	"	Flange	0	0	0	0	0	0
102	27-10-2025	11-FV-143 (C/V Gland)	102	2 Inch	Valve	0	0	0	0	0	0
103	27-10-2025	11-FV-143 (C/V U/S Flange)	103	"	Flange	0	0	0	0	0	0
104	27-10-2025	11-FV-143 (C/V D/S Flange)	104	"	Flange	0	0	0	0	0	0
105	27-10-2025	11-FV-143 (C/V Flange/Bonnet)	105	"	Flange	0	0	0	0	0	0
106	27-10-2025	11-FV-143 U/S line (I/V Gland)	106	"	Valve	0	0	0	0	0	0
107	27-10-2025	11-FV-143 U/S line (I/V U/S Flange)	107	"	Flange	0	0	0	0	0	0
108	27-10-2025	11-FV-143 U/S line (I/V D/S Flange)	108	"	Flange	0	0	0	0	0	0
109	27-10-2025	11-FV-143 U/S line (I/V Flange/Bonnet)	109	"	Flange	0	0	0	0	0	0
110	27-10-2025	11-FV-143 D/S line (I/V Gland)	110	"	Valve	0	0	0	0	0	0
111	27-10-2025	11-FV-143 D/S line (I/V U/S Flange)	111	"	Flange	0	0	0	0	0	0
112	27-10-2025	11-FV-143 D/S line (I/V D/S Flange)	112	"	Flange	0	0	0	0	0	0
113	27-10-2025	11-FV-143 D/S line (I/V Flange/Bonnet)	113	"	Flange	0	0	0	0	0	0
114	27-10-2025	11-FV-143 Bypass line (I/V Gland)	114	"	Valve	0	0	0	0	0	0
115	27-10-2025	11-FV-143 Bypass line (I/V U/S Flange)	115	"	Flange	0	0	0	0	0	0
116	27-10-2025	11-FV-143 Bypass line (I/V D/S Flange)	116	"	Flange	0	0	0	0	0	0
117	27-10-2025	11-FV-143 Bypass line (I/V Flange/Bonnet)	117	"	Flange	0	0	0	0	0	0

Sr.No.	Date	Location	Tag No.	Line Size	Componenet Type	Screening Value (PPM) before Repair	Emission Kg/Hr	Emission Kg/day	Screening Value (PPM) afterRepair	Emission Kg/Hr	Emission Kg/day
118	27-10-2025	11-FV-143 U/S drain line (I/V Gland)	118	0.5 Inch	Valve	0	0	0	0	0	0
119	27-10-2025	11-FV-143 U/S drain line (I/V Flange/Bonnet)	119	"	Flange	0	0	0	0	0	0
120	27-10-2025	11-FV-143 U/S drain line (End Flange)	120	"	Flange	0	0	0	0	0	0
121	27-10-2025	11-FV-143 D/S drain line (I/V Gland)	121	"	Valve	0	0	0	0	0	0
122	27-10-2025	11-FV-143 D/S drain line (I/V Flange/Bonnet)	122	"	Flange	0	0	0	0	0	0
123	27-10-2025	11-FV-143 D/S drain line (End Flange)	123	"	Flange	0	0	0	0	0	0
124	27-10-2025	11-PV-134 (C/V Gland)	124	2 Inch	Valve	0	0	0	0	0	0
125	27-10-2025	11-PV-134 (C/V U/S Flange)	125	"	Flange	0	0	0	0	0	0
126	27-10-2025	11-PV-134 (C/V D/S Flange)	126	"	Flange	0	0	0	0	0	0
127	27-10-2025	11-PV-134 (C/V Flange/Bonnet)	127	"	Flange	0	0	0	0	0	0
128	27-10-2025	11-PV-134 U/S line (I/V Gland)	128	"	Valve	0	0	0	0	0	0
129	27-10-2025	11-PV-134 U/S line (I/V U/S Flange)	129	"	Flange	0	0	0	0	0	0
130	27-10-2025	11-PV-134 U/S line (I/V D/S Flange)	130	"	Flange	0	0	0	0	0	0
131	27-10-2025	11-PV-134 U/S line (I/V Flange/Bonnet)	131	"	Flange	0	0	0	0	0	0
132	27-10-2025	11-PV-134 D/S line (I/V Gland)	132	"	Valve	0	0	0	0	0	0
133	27-10-2025	11-PV-134 D/S line (I/V U/S Flange)	133	"	Flange	0	0	0	0	0	0
134	27-10-2025	11-PV-134 D/S line (I/V D/S Flange)	134	"	Flange	0	0	0	0	0	0
135	27-10-2025	11-PV-134 D/S line (I/V Flange/Bonnet)	135	"	Flange	0	0	0	0	0	0
136	27-10-2025	11-PV-134 Drain line (I/V Gland)	136	0.5 Inch	Valve	0	0	0	0	0	0
137	27-10-2025	11-PV-134 Drain line (I/V Flange/Bonnet)	137	"	Flange	0	0	0	0	0	0
138	27-10-2025	11-PV-134 Drain line (End Flange)	138	"	Flange	0	0	0	0	0	0
139	27-10-2025	11-PV-134 SRN To SLOP line (I/V Gland)	139	2 Inch	Valve	0	0	0	0	0	0
140	27-10-2025	11-PV-134 SRN To SLOP line (I/V U/S Flange)	140	"	Flange	0	0	0	0	0	0
141	27-10-2025	11-PV-134 SRN To SLOP line (I/V D/S Flange)	141	"	Flange	0	0	0	0	0	0
142	27-10-2025	11-PV-134 SRN To SLOP line (I/V Flange/Bonnet)	142	"	Flange	0	0	0	0	0	0
143	27-10-2025	11-PV-134 SRN To SLOP line drain (iI/V Gland)	143	0.5 Inch	Valve	0	0	0	0	0	0
144	27-10-2025	11-PV-134 SRN To SLOP line drain (I/V Flange/Bonnet)	144	"	Flange	0	0	0	0	0	0
145	27-10-2025	11-PV-134 SRN To SLOP line drain (End Flange)	145	"	Flange	0	0	0	0	0	0
146	27-10-2025	11-PV-134 RFN To SRN line (I/V Gland)	146	"	Valve	0	0	0	0	0	0
147	27-10-2025	11-PV-134 RFN To SRN line (I/V U/S Flange)	147	"	Flange	0	0	0	0	0	0
148	27-10-2025	11-PV-134 RFN To SRN line (I/V D/S Flange)	148	"	Flange	0	0	0	0	0	0
149	27-10-2025	11-PV-134 RFN To SRN line (I/V Flange/Bonnet)	149	"	Flange	0	0	0	0	0	0
150	27-10-2025	11-PV-134 RFN To SRN line drain (iI/V Gland)	150	0.5 Inch	Valve	0	0	0	0	0	0
151	27-10-2025	11-PV-134 RFN To SRN line drain (I/V Flange/Bonnet)	151	"	Flange	0	0	0	0	0	0
152	27-10-2025	11-PV-134 RFN To SRN line drain (End Flange)	152	"	Flange	0	0	0	0	0	0
153	27-10-2025	11-LV-109 (C/V Gland)	153	2 Inch	Valve	0	0	0	0	0	0
154	27-10-2025	11-LV-109 (C/V U/S Flange)	154	"	Flange	0	0	0	0	0	0
155	27-10-2025	11-LV-109 (C/V D/S Flange)	155	"	Flange	0	0	0	0	0	0
156	27-10-2025	11-LV-109 (C/V Flange/Bonnet)	156	"	Flange	0	0	0	0	0	0
157	27-10-2025	11-LV-109 U/S line (I/V Gland)	157	3 Inch	Valve	0	0	0	0	0	0

Sr.No.	Date	Location	Tag No.	Line Size	Componenet Type	Screening Value (PPM) before Repair	Emission Kg/Hr	Emission Kg/day	Screening Value (PPM) afterRepair	Emission Kg/Hr	Emission Kg/day
158	27-10-2025	11-LV-109 U/S line (I/V U/S Flange)	158	"	Flange	0	0	0	0	0	0
159	27-10-2025	11-LV-109 U/S line (I/V D/S Flange)	159	"	Flange	0	0	0	0	0	0
160	27-10-2025	11-LV-109 U/S line (I/V Flange/Bonnet)	160	"	Flange	0	0	0	0	0	0
161	27-10-2025	11-LV-109 D/S line (I/V Gland)	161	"	Valve	0	0	0	0	0	0
162	27-10-2025	11-LV-109 D/S line (I/V U/S Flange)	162	"	Flange	0	0	0	0	0	0
163	27-10-2025	11-LV-109 D/S line (I/V D/S Flange)	163	"	Flange	0	0	0	0	0	0
164	27-10-2025	11-LV-109 D/S line (I/V Flange/Bonnet)	164	"	Flange	0	0	0	0	0	0
165	27-10-2025	11-LV-109 Bypass line (I/V Gland)	165	"	Valve	0	0	0	0	0	0
166	27-10-2025	11-LV-109 Bypass line (I/V U/S Flange)	166	"	Flange	0	0	0	0	0	0
167	27-10-2025	11-LV-109 Bypass line (I/V D/S Flange)	167	"	Flange	0	0	0	0	0	0
168	27-10-2025	11-LV-109 Bypass line (I/V Flange/Bonnet)	168	"	Flange	0	0	0	0	0	0
169	27-10-2025	11-LV-109 U/S drain line (I/V Gland)	169	0.5 Inch	Valve	0	0	0	0	0	0
170	27-10-2025	11-LV-109 U/S drain line (I/V Flange/Bonnet)	170	"	Flange	0	0	0	0	0	0
171	27-10-2025	11-LV-109 U/S drain line (End Flange)	171	"	Flange	0	0	0	0	0	0
172	27-10-2025	11-LV-109 D/S drain line (I/V Gland)	172	"	Valve	0	0	0	0	0	0
173	27-10-2025	11-LV-109 D/S drain line (I/V Flange/Bonnet)	173	"	Flange	0	0	0	0	0	0
174	27-10-2025	11-LV-109 D/S drain line (End Flange)	174	"	Flange	0	0	0	0	0	0
175	27-10-2025	11-LV-109 SRN To SLOP line (I/V Gland)	175	2 Inch	Valve	0	0	0	0	0	0
176	27-10-2025	11-LV-109 SRN To SLOP line (I/V U/S Flange)	176	"	Flange	0	0	0	0	0	0
177	27-10-2025	11-LV-109 SRN To SLOP line (I/V D/S Flange)	177	"	Flange	0	0	0	0	0	0
178	27-10-2025	11-LV-109 SRN To SLOP line (I/V Flange/Bonnet)	178	"	Flange	0	0	0	0	0	0
179	27-10-2025	11-LV-109 RFN To SRN line (I/V Gland)	179	"	Valve	0	0	0	0	0	0
180	27-10-2025	11-LV-109 RFN To SRN line (I/V U/S Flange)	180	"	Flange	0	0	0	0	0	0
181	27-10-2025	11-LV-109 RFN To SRN line (I/V D/S Flange)	181	"	Flange	0	0	0	0	0	0
182	27-10-2025	11-LV-109 RFN To SRN line (I/V Flange/Bonnet)	182	"	Flange	0	0	0	0	0	0
183	27-10-2025	11-LV-109 Main line (I/V Gland)	183	3 Inch	Valve	0	0	0	0	0	0
184	27-10-2025	11-LV-109 Main line (I/V U/S Flange)	184	"	Flange	0	0	0	0	0	0
185	27-10-2025	11-LV-109 Main line (I/V D/S Flange)	185	"	Flange	0	0	0	0	0	0
186	27-10-2025	11-LV-109 Main line (I/V Flange/Bonnet)	186	"	Flange	0	0	0	0	0	0
187	27-10-2025	11-LV-110 (C/V Gland)	187	2 Inch	Valve	0	0	0	0	0	0
188	27-10-2025	11-LV-110 (C/V U/S Flange)	188	"	Flange	0	0	0	0	0	0
189	27-10-2025	11-LV-110 (C/V D/S Flange)	189	"	Flange	0	0	0	0	0	0
190	27-10-2025	11-LV-110 (C/V Flange/Bonnet)	190	"	Flange	0	0	0	0	0	0
191	27-10-2025	11-LV-110 U/S line (I/V Gland)	191	"	Valve	0	0	0	0	0	0
192	27-10-2025	11-LV-110 U/S line (I/V U/S Flange)	192	"	Flange	0	0	0	0	0	0
193	27-10-2025	11-LV-110 U/S line (I/V D/S Flange)	193	"	Flange	0	0	0	0	0	0
194	27-10-2025	11-LV-110 U/S line (I/V Flange/Bonnet)	194	"	Flange	0	0	0	0	0	0
195	27-10-2025	11-LV-110 D/S line (I/V Gland)	195	"	Valve	0	0	0	0	0	0
196	27-10-2025	11-LV-110 D/S line (I/V U/S Flange)	196	"	Flange	0	0	0	0	0	0
197	27-10-2025	11-LV-110 D/S line (I/V D/S Flange)	197	"	Flange	0	0	0	0	0	0

Sr.No.	Date	Location	Tag No.	Line Size	Componenet Type	Screening Value (PPM) before Repair	Emission Kg/Hr	Emission Kg/day	Screening Value (PPM) afterRepair	Emission Kg/Hr	Emission Kg/day
198	27-10-2025	11-LV-110 D/S line (I/V Flange/Bonnet)	198	"	Flange	0	0	0	0	0	0
199	27-10-2025	11-LV-110 D/S line 2nd (I/V Gland)	199	"	Valve	0	0	0	0	0	0
200	27-10-2025	11-LV-110 D/S line 2nd (I/V U/S Flange)	200	"	Flange	0	0	0	0	0	0
201	27-10-2025	11-LV-110 D/S line 2nd (I/V D/S Flange)	201	"	Flange	0	0	0	0	0	0
202	27-10-2025	11-LV-110 D/S line 2nd (I/V Flange/Bonnet)	202	"	Flange	0	0	0	0	0	0
203	27-10-2025	11-LV-110 D/S line 3rd (I/V Gland)	203	2 Inch	Valve	0	0	0	0	0	0
204	27-10-2025	11-LV-110 D/S line 3rd (I/V U/S Flange)	204	"	Flange	0	0	0	0	0	0
205	27-10-2025	11-LV-110 D/S line 3rd (I/V D/S Flange)	205	"	Flange	0	0	0	0	0	0
206	27-10-2025	11-LV-110 D/S line 3rd (I/V Flange/Bonnet)	206	"	Flange	0	0	0	0	0	0
207	27-10-2025	11-LV-110 Bypass line (I/V Gland)	207	"	Valve	0	0	0	0	0	0
208	27-10-2025	11-LV-110 Bypass line (I/V U/S Flange)	208	"	Flange	0	0	0	0	0	0
209	27-10-2025	11-LV-110 Bypass line (I/V D/S Flange)	209	"	Flange	0	0	0	0	0	0
210	27-10-2025	11-LV-110 Bypass line (I/V Flange/Bonnet)	210	"	Flange	0	0	0	0	0	0
211	27-10-2025	11-LV-110 KERO To SRN line (I/V Gland)	211	"	Valve	0	0	0	0	0	0
212	27-10-2025	11-LV-110 KERO To SRN line (I/V U/S Flange)	212	"	Flange	0	0	0	0	0	0
213	27-10-2025	11-LV-110 KERO To SRN line (I/V D/S Flange)	213	"	Flange	0	0	0	0	0	0
214	27-10-2025	11-LV-110 KERO To SRN line (I/V Flange/Bonnet)	214	"	Flange	0	0	0	0	0	0
215	27-10-2025	11-LV-110 KERO To SRN line drain (I/V Gland)	215	0.5 Inch	Valve	0	0	0	0	0	0
216	27-10-2025	11-LV-110 KERO To SRN line drain (I/V Flange/Bonnet)	216	"	Flange	0	0	0	0	0	0
217	27-10-2025	11-LV-110 KERO To SRN line (End Flange)	217	"	Flange	0	0	0	0	0	0
218	27-10-2025	11-LV-110 KERO-I To SLOP line (I/V Gland)	218	2 Inch	Valve	0	0	0	0	0	0
219	27-10-2025	11-LV-110 KERO-I To SLOP line (I/V U/S Flange)	219	"	Flange	0	0	0	0	0	0
220	27-10-2025	11-LV-110 KERO-I To SLOP line (I/V D/S Flange)	220	"	Flange	0	0	0	0	0	0
221	27-10-2025	11-LV-110 KERO-I To SLOP line (I/V Flange/Bonnet)	221	"	Flange	0	0	0	0	0	0
222	27-10-2025	11-LV-110 KERO-I To HSD line (I/V Gland)	222	"	Valve	0	0	0	0	0	0
223	27-10-2025	11-LV-110 KERO-I To HSD line (I/V U/S Flange)	223	"	Flange	0	0	0	0	0	0
224	27-10-2025	11-LV-110 KERO-I To HSD line (I/V D/S Flange)	224	"	Flange	0	0	0	0	0	0
225	27-10-2025	11-LV-110 KERO-I To HSD line (I/V Flange/Bonnet)	225	"	Flange	0	0	0	0	0	0
226	27-10-2025	11-LV-110 KERO-I To HSD line (Flange)	226	"	Flange	0	0	0	0	0	0
227	28-10-2025	11-FV-123 (C/V Gland)	227	Insulation	Valve	0	0	0	0	0	0
228	28-10-2025	11-FV-123 U/S line (I/V Gland)	228	"	Valve	0	0	0	0	0	0
229	28-10-2025	11-FV-123 D/S line (I/V Gland)	229	"	Valve	0	0	0	0	0	0
230	28-10-2025	11-FV-123 Bypass line (I/V Gland)	230	"	Valve	0	0	0	0	0	0
231	28-10-2025	11-FV-123 Drain line (I/V Gland)	231	0.5 Inch	Valve	0	0	0	0	0	0
232	28-10-2025	11-FV-123 Drain line (I/V Flange/Bonnet)	232	"	Flange	0	0	0	0	0	0
233	28-10-2025	11-FV-123 Drain line (End Flange)	233	"	Flange	0	0	0	0	0	0
234	28-10-2025	11-FV-124 (C/V Gland)	234	Insulation	Valve	0	0	0	0	0	0
235	28-10-2025	11-FV-124 U/S line (I/V Gland)	235	"	Valve	0	0	0	0	0	0
236	28-10-2025	11-FV-124 D/S line (I/V Gland)	236	"	Valve	0	0	0	0	0	0
237	28-10-2025	11-FV-124 Bypass line (I/V Gland)	237	"	Valve	0	0	0	0	0	0

Sr.No.	Date	Location	Tag No.	Line Size	Componenet Type	Screening Value (PPM) before Repair	Emission Kg/Hr	Emission Kg/day	Screening Value (PPM) afterRepair	Emission Kg/Hr	Emission Kg/day
238	28-10-2025	11-FV-124 Drain line (I/V Gland)	238	0.5 Inch	Valve	0	0	0	0	0	0
239	28-10-2025	11-FV-124 Drain line (I/V Flange/Bonnet)	239	"	Flange	0	0	0	0	0	0
240	28-10-2025	11-FV-124 Drain line (End Flange)	240	"	Flange	0	0	0	0	0	0
241	28-10-2025	11-PSV-103A (PSV Top Flange)	241	4 Inch	Flange	0	0	0	0	0	0
242	28-10-2025	11-PSV-103A (PSV U/S Flange)	242	"	Flange	0	0	0	0	0	0
243	28-10-2025	11-PSV-103A (PSV D/S Flange)	243	"	Flange	0	0	0	0	0	0
244	28-10-2025	11-PSV-103A U/S line (I/V Gland)	244	2 Inch	Valve	0	0	0	0	0	0
245	28-10-2025	11-PSV-103A U/S line (I/V U/S Flange)	245	"	Flange	0	0	0	0	0	0
246	28-10-2025	11-PSV-103A U/S line (I/V D/S Flange)	246	"	Flange	0	0	0	0	0	0
247	28-10-2025	11-PSV-103A U/S line (I/V Flange/Bonnet)	247	"	Flange	0	0	0	0	0	0
248	28-10-2025	11-PSV-103A D/S line (I/V Gland)	248	4 Inch	Valve	15.9	0.000051	0.00123 1765	15.9	0.000051	0.001231 765
249	28-10-2025	11-PSV-103A D/S line (I/V U/S Flange)	249	"	Flange	0	0	0	0	0	0
250	28-10-2025	11-PSV-103A D/S line (I/V D/S Flange)	250	"	Flange	0	0	0	0	0	0
251	28-10-2025	11-PSV-103A D/S line (I/V Flange/Bonnet)	251	"	Flange	0	0	0	0	0	0
252	28-10-2025	11-PSV-103B (PSV Top Flange)	252	4 Inch	Flange	0	0	0	0	0	0
253	28-10-2025	11-PSV-103B (PSV U/S Flange)	253	"	Flange	0	0	0	0	0	0
254	28-10-2025	11-PSV-103B (PSV D/S Flange)	254	"	Flange	0	0	0	0	0	0
255	28-10-2025	11-PSV-103B U/S line (I/V Gland)	255	2 Inch	Valve	0	0	0	0	0	0
256	28-10-2025	11-PSV-103B U/S line (I/V U/S Flange)	256	"	Flange	0	0	0	0	0	0
257	28-10-2025	11-PSV-103B U/S line (I/V D/S Flange)	257	"	Flange	0	0	0	0	0	0
258	28-10-2025	11-PSV-103B U/S line (I/V Flange/Bonnet)	258	"	Flange	0	0	0	0	0	0
259	28-10-2025	11-PSV-103B D/S line (I/V Gland)	259	4 Inch	Valve	0	0	0	0	0	0
260	28-10-2025	11-PSV-103B D/S line (I/V U/S Flange)	260	"	Flange	0	0	0	0	0	0
261	28-10-2025	11-PSV-103B D/S line (I/V D/S Flange)	261	"	Flange	0	0	0	0	0	0
262	28-10-2025	11-PSV-103B D/S line (I/V Flange/Bonnet)	262	"	Flange	0	0	0	0	0	0
263	28-10-2025	11-PSV-1101 (PSV Top Flange)	263	4 Inch	Flange	0	0	0	0	0	0
264	28-10-2025	11-PSV-1101 (PSV U/S Flange)	264	"	Flange	0	0	0	0	0	0
265	28-10-2025	11-PSV-1101 (PSV D/S Flange)	265	"	Flange	0	0	0	0	0	0
266	28-10-2025	11-PSV-1101 U/S line (I/V Gland)	266	2 Inch	Valve	0	0	0	0	0	0
267	28-10-2025	11-PSV-1101 U/S line (I/V U/S Flange)	267	"	Flange	0	0	0	0	0	0
268	28-10-2025	11-PSV-1101 U/S line (I/V D/S Flange)	268	"	Flange	0	0	0	0	0	0
269	28-10-2025	11-PSV-1101 U/S line (I/V Flange/Bonnet)	269	"	Flange	0	0	0	0	0	0
270	28-10-2025	11-PSV-1101 D/S line (I/V Gland)	270	4 Inch	Valve	0	0	0	0	0	0
271	28-10-2025	11-PSV-1101 D/S line (I/V U/S Flange)	271	"	Flange	0	0	0	0	0	0
272	28-10-2025	11-PSV-1101 D/S line (I/V D/S Flange)	272	"	Flange	0	0	0	0	0	0
273	28-10-2025	11-PSV-1101 D/S line (I/V Flange/Bonnet)	273	"	Flange	0	0	0	0	0	0
274	28-10-2025	11-PSV-1102 (PSV Top Flange)	274	"	Flange	0	0	0	0	0	0
275	28-10-2025	11-PSV-1102 (PSV U/S Flange)	275	"	Flange	0	0	0	0	0	0
276	28-10-2025	11-PSV-1102 (PSV D/S Flange)	276	"	Flange	0	0	0	0	0	0
277	28-10-2025	11-PSV-1102 U/S line (I/V Gland)	277	"	Valve	0	0	0	0	0	0

Sr.No.	Date	Location	Tag No.	Line Size	Componenet Type	Screening Value (PPM) before Repair	Emission Kg/Hr	Emission Kg/day	Screening Value (PPM) afterRepair	Emission Kg/Hr	Emission Kg/day
278	28-10-2025	11-PSV-1102 U/S line (I/V U/S Flange)	278	"	Flange	0	0	0	0	0	0
279	28-10-2025	11-PSV-1102 U/S line (I/V D/S Flange)	279	"	Flange	0	0	0	0	0	0
280	28-10-2025	11-PSV-1102 U/S line (I/V Flange/Bonnet)	280	"	Flange	0	0	0	0	0	0
281	28-10-2025	11-PSV-1102 D/S line (I/V Gland)	281	"	Valve	0	0	0	0	0	0
282	28-10-2025	11-PSV-1102 D/S line (I/V U/S Flange)	282	"	Flange	0	0	0	0	0	0
283	28-10-2025	11-PSV-1102 D/S line (I/V D/S Flange)	283	"	Flange	0	0	0	0	0	0
284	28-10-2025	11-PSV-1102 D/S line (I/V Flange/Bonnet)	284	"	Flange	0	0	0	0	0	0
285	28-10-2025	11-PSV-1101/1102 Common bypass line lower (I/V Gland)	285	2 Ins	Valve	0	0	0	0	0	0
286	28-10-2025	11-PSV-1101/1102 Common bypass line lower (I/V U/S Flange)	286	"	Flange	0	0	0	0	0	0
287	28-10-2025	11-PSV-1101/1102 Common bypass line lower (I/V D/S Flange)	287	"	Flange	0	0	0	0	0	0
288	28-10-2025	11-PSV-1101/1102 Common bypass line lower (I/V Flange/Bonnet)	288	"	Flange	0	0	0	0	0	0
289	28-10-2025	11-PSV-1101/1102 Common bypass line upper (I/V Gland)	289	"	Valve	0	0	0	0	0	0
290	28-10-2025	11-PSV-1101/1102 Common bypass line upper (I/V Flange/Bonnet)	290	"	Flange	0	0	0	0	0	0
291	28-10-2025	11-PSV-401A (PSV Top Flange)	291	3 Inch	Flange	0	0	0	0	0	0
292	28-10-2025	11-PSV-401A (PSV U/S Flange)	292	"	Flange	0	0	0	0	0	0
293	28-10-2025	11-PSV-401A (PSV D/S Flange)	293	"	Flange	0	0	0	0	0	0
294	28-10-2025	11-PSV-401A U/S line (I/V Gland)	294	"	Valve	0	0	0	0	0	0
295	28-10-2025	11-PSV-401A U/S line (I/V U/S Flange)	295	"	Flange	0	0	0	0	0	0
296	28-10-2025	11-PSV-401A U/S line (I/V D/S Flange)	296	"	Flange	0	0	0	0	0	0
297	28-10-2025	11-PSV-401A U/S line (I/V Flange/Bonnet)	297	"	Flange	0	0	0	0	0	0
298	28-10-2025	11-PSV-401A D/S line (I/V Gland)	298	4 Inch	Valve	0	0	0	0	0	0
299	28-10-2025	11-PSV-401A D/S line (I/V U/S Flange)	299	"	Flange	0	0	0	0	0	0
300	28-10-2025	11-PSV-401A D/S line (I/V D/S Flange)	300	"	Flange	0	0	0	0	0	0
301	28-10-2025	11-PSV-401A D/S line (I/V Flange/Bonnet)	301	"	Flange	0	0	0	0	0	0
302	28-10-2025	11-PSV-401B (PSV Top Flange)	302	3 Inch	Flange	0	0	0	0	0	0
303	28-10-2025	11-PSV-401B (PSV U/S Flange)	303	"	Flange	0	0	0	0	0	0
304	28-10-2025	11-PSV-401B (PSV D/S Flange)	304	"	Flange	0	0	0	0	0	0
305	28-10-2025	11-PSV-401B U/S line (I/V Gland)	305	"	Valve	0	0	0	0	0	0
306	28-10-2025	11-PSV-401B U/S line (I/V U/S Flange)	306	"	Flange	0	0	0	0	0	0
307	28-10-2025	11-PSV-401B U/S line (I/V D/S Flange)	307	"	Flange	0	0	0	0	0	0
308	28-10-2025	11-PSV-401B U/S line (I/V Flange/Bonnet)	308	"	Flange	0	0	0	0	0	0
309	28-10-2025	11-PSV-401B D/S line (I/V Gland)	309	4 Inch	Valve	0	0	0	0	0	0
310	28-10-2025	11-PSV-401B D/S line (I/V U/S Flange)	310	"	Flange	0	0	0	0	0	0
311	28-10-2025	11-PSV-401B D/S line (I/V D/S Flange)	311	"	Flange	0	0	0	0	0	0
312	28-10-2025	11-PSV-401B D/S line (I/V Flange/Bonnet)	312	"	Flange	0	0	0	0	0	0
313	28-10-2025	11-PSV-401A/B Common bypass line lower(I/V Gland)	313	"	Valve	0	0	0	0	0	0
314	28-10-2025	11-PSV-401A/B Common bypass line lower(I/V U/S Flange)	314	"	Flange	0	0	0	0	0	0
315	28-10-2025	11-PSV-401A/B Common bypass line lower(I/V D/S Flange)	315	"	Flange	0	0	0	0	0	0
316	28-10-2025	11-PSV-401A/B Common bypass line lower(I/V Flange/Bonnet)	316	"	Flange	0	0	0	0	0	0
317	28-10-2025	11-PSV-401A/B Common bypass line upper(I/V Gland)	317	Insulation	Valve	0	0	0	0	0	0

Sr.No.	Date	Location	Tag No.	Line Size	Componenet Type	Screening Value (PPM) before Repair	Emission Kg/Hr	Emission Kg/day	Screening Value (PPM) afterRepair	Emission Kg/Hr	Emission Kg/day
318	28-10-2025	11-PSV-1105 (PSV Top Flange)	318	2 Inch	Flange	0	0	0	0	0	0
319	28-10-2025	11-PSV-1105 (PSV U/S Flange)	319	"	Flange	0	0	0	0	0	0
320	28-10-2025	11-PSV-1105 (PSV D/S Flange)	320	"	Flange	0	0	0	0	0	0
321	28-10-2025	11-PSV-1105 U/S line (I/V Gland)	321	"	Valve	0	0	0	0	0	0
322	28-10-2025	11-PSV-1105 U/S line (I/V U/S Flange)	322	"	Flange	0	0	0	0	0	0
323	28-10-2025	11-PSV-1105 U/S line (I/V D/S Flange)	323	"	Flange	0	0	0	0	0	0
324	28-10-2025	11-PSV-1105 U/S line (I/V Flange/Bonnet)	324	"	Flange	0	0	0	0	0	0
325	28-10-2025	11-PSV-1105 D/S line (I/V Gland)	325	"	Valve	0	0	0	0	0	0
326	28-10-2025	11-PSV-1105 D/S line (I/V U/S Flange)	326	"	Flange	0	0	0	0	0	0
327	28-10-2025	11-PSV-1105 D/S line (I/V D/S Flange)	327	"	Flange	0	0	0	0	0	0
328	28-10-2025	11-PSV-1105 D/S line (I/V Flange/Bonnet)	328	"	Flange	0	0	0	0	0	0
329	28-10-2025	11-PSV-1105/1106 Common bypass line lower (I/V Gland)	329	1 Inch	Valve	0	0	0	0	0	0
330	28-10-2025	11-PSV-1105/1106 Common bypass line lower (I/V U/S Flange)	330	"	Flange	0	0	0	0	0	0
331	28-10-2025	11-PSV-1105/1106 Common bypass line lower (I/V D/S Flange)	331	"	Flange	0	0	0	0	0	0
332	28-10-2025	11-PSV-1105/1106 Common bypass line lower (I/V Flange/Bonnet)	332	"	Flange	0	0	0	0	0	0
333	28-10-2025	11-PSV-1105/1106 Common bypass line upper (I/V Gland)	333	"	Valve	0	0	0	0	0	0
334	28-10-2025	11-PSV-1105/1106 Common bypass line upper (I/V Flange/Bonnet)	334	"	Flange	0	0	0	0	0	0
335	28-10-2025	11-PSV-1106 (PSV Top Flange)	335	2 Inch	Flange	0	0	0	0	0	0
336	28-10-2025	11-PSV-1106 (PSV U/S Flange)	336	"	Flange	0	0	0	0	0	0
337	28-10-2025	11-PSV-1106 (PSV D/S Flange)	337	"	Flange	0	0	0	0	0	0
338	28-10-2025	11-PSV-1106 U/S line (I/V Gland)	338	"	Valve	0	0	0	0	0	0
339	28-10-2025	11-PSV-1106 U/S line (I/V U/S Flange)	339	"	Flange	0	0	0	0	0	0
340	28-10-2025	11-PSV-1106 U/S line (I/V D/S Flange)	340	"	Flange	0	0	0	0	0	0
341	28-10-2025	11-PSV-1106 U/S line (I/V Flange/Bonnet)	341	"	Flange	0	0	0	0	0	0
342	28-10-2025	11-PSV-1106 D/S line (I/V Gland)	342	"	Valve	0	0	0	0	0	0
343	28-10-2025	11-PSV-1106 D/S line (I/V U/S Flange)	343	"	Flange	0	0	0	0	0	0
344	28-10-2025	11-PSV-1106 D/S line (I/V D/S Flange)	344	"	Flange	0	0	0	0	0	0
345	28-10-2025	11-PSV-1106 D/S line (I/V Flange/Bonnet)	345	"	Flange	0	0	0	0	0	0
346	28-10-2025	11-PV-119 (C/V Gland)	346	4 Inch	Valve	0	0	0	0	0	0
347	28-10-2025	11-PV-119 (C/V U/S Flange)	347	"	Flange	0	0	0	0	0	0
348	28-10-2025	11-PV-119 (C/V D/S Flange)	348	"	Flange	0	0	0	0	0	0
349	28-10-2025	11-PV-119 (C/V Flange/Bonnet)	349	"	Flange	0	0	0	0	0	0
350	28-10-2025	11-PV-119 U/S line (I/V Gland)	350	"	Valve	8.3	0.000034	0.00081 1482	8.3	0.000034	0.000811 482
351	28-10-2025	11-PV-119 U/S line (I/V U/S Flange)	351	"	Flange	0	0	0	0	0	0
352	28-10-2025	11-PV-119 U/S line (I/V D/S Flange)	352	"	Flange	0	0	0	0	0	0
353	28-10-2025	11-PV-119 U/S line (I/V Flange/Bonnet)	353	"	Flange	0	0	0	0	0	0
354	28-10-2025	11-PV-119 D/S line (I/V Gland)	354	"	Valve	0	0	0	0	0	0
355	28-10-2025	11-PV-119 D/S line (I/V U/S Flange)	355	"	Flange	0	0	0	0	0	0
356	28-10-2025	11-PV-119 D/S line (I/V D/S Flange)	356	"	Flange	0	0	0	0	0	0
357	28-10-2025	11-PV-119 D/S line (I/V Flange/Bonnet)	357	"	Flange	0	0	0	0	0	0

Sr.No.	Date	Location	Tag No.	Line Size	Componenet Type	Screening Value (PPM) before Repair	Emission Kg/Hr	Emission Kg/day	Screening Value (PPM) afterRepair	Emission Kg/Hr	Emission Kg/day
358	28-10-2025	11-PV-119 Bypass line (I/V Gland)	358	"	Valve	0	0	0	0	0	0
359	28-10-2025	11-PV-119 Bypass line (I/V U/S Flange)	359	"	Flange	0	0	0	0	0	0
360	28-10-2025	11-PV-119 Bypass line (I/V D/S Flange)	360	"	Flange	0	0	0	0	0	0
361	28-10-2025	11-PV-119 Bypass line (I/V Flange/Bonnet)	361	"	Flange	0	0	0	0	0	0
362	28-10-2025	11-PV-119 Drain line (I/V Gland)	362	0.5 Inch	Valve	0	0	0	0	0	0
363	28-10-2025	11-PV-119 Drain line (I/V Flange/Bonnet)	363	"	Flange	0	0	0	0	0	0
364	28-10-2025	11-PV-119 Drain line (End Flange)	364	"	Flange	0	0	0	0	0	0
365	28-10-2025	11-FV-131 (C/V Gland)	365	Insulation	Valve	0	0	0	0	0	0
366	28-10-2025	11-FV-131 U/S line (I/V Gland	366	"	Valve	0	0	0	0	0	0
367	28-10-2025	11-FV-131 D/S line (I/V Gland	367	"	Valve	0	0	0	0	0	0
368	28-10-2025	11-FV-131 Bypass line (I/V Gland	368	"	Valve	0	0	0	0	0	0
369	28-10-2025	11-FV-131 U/S line drain (I/V Gland)	369	0.5 Inch	Valve	0	0	0	0	0	0
370	28-10-2025	11-FV-131 U/S line drain (I/V Flange/Bonnet)	370	"	Flange	0	0	0	0	0	0
371	28-10-2025	11-FV-131 U/S line drain (End Flange)	371	"	Flange	0	0	0	0	0	0
372	28-10-2025	11-FV-132 (C/V Gland)	372	2 Inch	Valve	0	0	0	0	0	0
373	28-10-2025	11-FV-132 (C/V U/S Flange)	373	"	Flange	0	0	0	0	0	0
374	28-10-2025	11-FV-132 (C/V D/S Flange)	374	"	Flange	0	0	0	0	0	0
375	28-10-2025	11-FV-132 (C/V Flange/Bonnet)	375	"	Flange	0	0	0	0	0	0
376	28-10-2025	11-FV-132 U/S line (I/V Gland)	376	3 Inch	Valve	0	0	0	0	0	0
377	28-10-2025	11-FV-132 U/S line (I/V U/S Flange)	377	"	Flange	0	0	0	0	0	0
378	28-10-2025	11-FV-132 U/S line (I/V D/S Flange)	378	"	Flange	0	0	0	0	0	0
379	28-10-2025	11-FV-132 U/S line (I/V Flange/Bonnet)	379	"	Flange	0	0	0	0	0	0
380	28-10-2025	11-FV-132 D/S line (I/V Gland)	380	"	Valve	0	0	0	0	0	0
381	28-10-2025	11-FV-132 D/S line (I/V U/S Flange)	381	"	Flange	0	0	0	0	0	0
382	28-10-2025	11-FV-132 D/S line (I/V D/S Flange)	382	"	Flange	0	0	0	0	0	0
383	28-10-2025	11-FV-132 D/S line (I/V Flange/Bonnet)	383	"	Flange	0	0	0	0	0	0
384	28-10-2025	11-FV-123 Drain line (I/V Gland)	384	0.5 Inch	Valve	0	0	0	0	0	0
385	28-10-2025	11-FV-123 Drain line (I/V Flange/Bonnet)	385	"	Flange	0	0	0	0	0	0
386	28-10-2025	11-FV-123 Drain line (End Flange)	386	"	Flange	0	0	0	0	0	0
387	28-10-2025	11-FV-133 (C/V Gland)	387	Insulation	Valve	0	0	0	0	0	0
388	28-10-2025	11-FV-133 U/S line (I/V Gland	388	"	Valve	0	0	0	0	0	0
389	28-10-2025	11-FV-133 D/S line (I/V Gland	389	"	Valve	0	0	0	0	0	0
390	28-10-2025	11-FV-133 Bypass line (I/V Gland	390	"	Valve	0	0	0	0	0	0
391	28-10-2025	11-FV-133 drain (I/V Gland)	391	0.5 Inch	Valve	0	0	0	0	0	0
392	28-10-2025	11-FV-133 drain (I/V Flange/Bonnet)	392	"	Flange	0	0	0	0	0	0
393	28-10-2025	11-FV-133 drain (End Flange)	393	"	Flange	0	0	0	0	0	0
394	28-10-2025	11-PV-105A (76-TV-4503) (C/V Gland)	394	2 Inch	Valve	0	0	0	0	0	0
395	28-10-2025	11-PV-105A (76-TV-4503) (C/V U/S Flange)	395	"	Flange	0	0	0	0	0	0
396	28-10-2025	11-PV-105A (76-TV-4503) (C/V D/S Flange)	396	"	Flange	0	0	0	0	0	0
397	28-10-2025	11-PV-105A (76-TV-4503) (C/V Flange/Bonnet)	397	"	Flange	0	0	0	0	0	0

Sr.No.	Date	Location	Tag No.	Line Size	Componenet Type	Screening Value (PPM) before Repair	Emission Kg/Hr	Emission Kg/day	Screening Value (PPM) afterRepair	Emission Kg/Hr	Emission Kg/day
398	28-10-2025	11-PV-105A (76-TV-4503) U/S line (I/V Gland)	398	2 Inch	Valve	0	0	0	0	0	0
399	28-10-2025	11-PV-105A (76-TV-4503) U/S line (I/V U/S Flange)	399	"	Flange	0	0	0	0	0	0
400	28-10-2025	11-PV-105A (76-TV-4503) U/S line (I/V D/S Flange)	400	"	Flange	0	0	0	0	0	0
401	28-10-2025	11-PV-105A (76-TV-4503) U/S line (I/V Flange/Bonnet)	401	"	Flange	0	0	0	0	0	0
402	28-10-2025	11-PV-105A (76-TV-4503) D/S line (I/V Gland)	402	"	Valve	0	0	0	0	0	0
403	28-10-2025	11-PV-105B (C/V Gland)	403	2 Inch	Valve	0	0	0	0	0	0
404	28-10-2025	11-PV-105B (C/V U/S Flange)	404	"	Flange	0	0	0	0	0	0
405	28-10-2025	11-PV-105B (C/V D/S Flange)	405	"	Flange	0	0	0	0	0	0
406	28-10-2025	11-PV-105B (C/V Flange/Bonnet)	406	"	Flange	0	0	0	0	0	0
407	28-10-2025	11-PV-105B U/S line (I/V Gland)	407	"	Valve	0	0	0	0	0	0
408	28-10-2025	11-PV-105B U/S line (I/V U/S Flange)	408	"	Flange	0	0	0	0	0	0
409	28-10-2025	11-PV-105B U/S line (I/V D/S Flange)	409	"	Flange	0	0	0	0	0	0
410	28-10-2025	11-PV-105B U/S line (I/V Flange/Bonnet)	410	"	Flange	0	0	0	0	0	0
411	28-10-2025	11-PV-105B D/S line (I/V Gland)	411	"	Valve	0	0	0	0	0	0
412	28-10-2025	11-PV-105B D/S line (I/V U/S Flange)	412	"	Flange	0	0	0	0	0	0
413	28-10-2025	11-PV-105B D/S line (I/V D/S Flange)	413	"	Flange	0	0	0	0	0	0
414	28-10-2025	11-PV-105B D/S line (I/V Flange/Bonnet)	414	"	Flange	0	0	0	0	0	0
415	28-10-2025	11-PV-105B Bypass line (I/V Gland)	415	"	Valve	0	0	0	0	0	0
416	28-10-2025	11-PV-105B Bypass line (I/V U/S Flange)	416	"	Flange	0	0	0	0	0	0
417	28-10-2025	11-PV-105B Bypass line (I/V D/S Flange)	417	"	Flange	0	0	0	0	0	0
418	28-10-2025	11-PV-105B Bypass line (I/V Flange/Bonnet)	418	"	Flange	0	0	0	0	0	0
419	28-10-2025	11-PV-105B Drain line (I/V Gland)	419	0.5 Inch	Valve	0	0	0	0	0	0
420	28-10-2025	11-PV-105B Drain line (I/V Flange/Bonnet)	420	"	Flange	0	0	0	0	0	0
421	28-10-2025	11-PV-105B Drain line (End Flange)	421	"	Flange	0	0	0	0	0	0
422	28-10-2025	11-PV-106A (C/V Gland)	422	2 Inch	Valve	0	0	0	0	0	0
423	28-10-2025	11-PV-106A (C/V U/S Flange)	423	"	Flange	0	0	0	0	0	0
424	28-10-2025	11-PV-106A (C/V D/S Flange)	424	"	Flange	0	0	0	0	0	0
425	28-10-2025	11-PV-106A (C/V Flange/Bonnet)	425	"	Flange	0	0	0	0	0	0
426	28-10-2025	11-PV-106A U/S line (I/V Gland)	426	"	Valve	0	0	0	0	0	0
427	28-10-2025	11-PV-106A U/S line (I/V U/S Flange)	427	"	Flange	0	0	0	0	0	0
428	28-10-2025	11-PV-106A U/S line (I/V D/S Flange)	428	"	Flange	0	0	0	0	0	0
429	28-10-2025	11-PV-106A U/S line (I/V Flange/Bonnet)	429	"	Flange	0	0	0	0	0	0
430	28-10-2025	11-PV-106A D/S line (I/V Gland)	430	"	Valve	0	0	0	0	0	0
431	28-10-2025	11-PV-106A D/S line (I/V U/S Flange)	431	"	Flange	0	0	0	0	0	0
432	28-10-2025	11-PV-106A D/S line (I/V D/S Flange)	432	"	Flange	0	0	0	0	0	0
433	28-10-2025	11-PV-106A D/S line (I/V Flange/Bonnet)	433	"	Flange	0	0	0	0	0	0
434	28-10-2025	11-PV-106A Bypass line (I/V Gland)	434	"	Valve	0	0	0	0	0	0
435	28-10-2025	11-PV-106A Bypass line (I/V U/S Flange)	435	"	Flange	0	0	0	0	0	0
436	28-10-2025	11-PV-106A Bypass line (I/V D/S Flange)	436	"	Flange	0	0	0	0	0	0
437	28-10-2025	11-PV-106A Bypass line (I/V Flange/Bonnet)	437	"	Flange	0	0	0	0	0	0

Sr.No.	Date	Location	Tag No.	Line Size	Componenet Type	Screening Value (PPM) before Repair	Emission Kg/Hr	Emission Kg/day	Screening Value (PPM) afterRepair	Emission Kg/Hr	Emission Kg/day
438	28-10-2025	11-PV-106A U/S Drain (I/V Gland)	438	0.5 Inch	Valve	0	0	0	0	0	0
439	28-10-2025	11-PV-106A U/S Drain (I/V Flange/Bonnet)	439	"	Flange	0	0	0	0	0	0
440	28-10-2025	11-PV-106A U/S Drain (End Flange)	440	"	Flange	0	0	0	0	0	0
441	28-10-2025	11-PV-106A D/S Drain (I/V Gland)	441	"	Valve	0	0	0	0	0	0
442	28-10-2025	11-PV-106A D/S Drain (I/V Flange/Bonnet)	442	"	Flange	0	0	0	0	0	0
443	28-10-2025	11-PV-106A D/S Drain (End Flange)	443	"	Flange	0	0	0	0	0	0
444	28-10-2025	11-PV-106B (C/V Gland)	444	2 Inch	Valve	0	0	0	0	0	0
445	28-10-2025	11-PV-106B (C/V U/S Flange)	445	"	Flange	0	0	0	0	0	0
446	28-10-2025	11-PV-106B (C/V D/S Flange)	446	"	Flange	0	0	0	0	0	0
447	28-10-2025	11-PV-106B (C/V Flange/Bonnet)	447	"	Flange	0	0	0	0	0	0
448	28-10-2025	11-PV-106B U/S line (I/V Gland)	448	"	Valve	0	0	0	0	0	0
449	28-10-2025	11-PV-106B U/S line (I/V U/S Flange)	449	"	Flange	0	0	0	0	0	0
450	28-10-2025	11-PV-106B U/S line (I/V D/S Flange)	450	"	Flange	0	0	0	0	0	0
451	28-10-2025	11-PV-106B U/S line (I/V Flange/Bonnet)	451	"	Flange	0	0	0	0	0	0
452	28-10-2025	11-PV-106B D/S line (I/V Gland)	452	"	Valve	0	0	0	0	0	0
453	28-10-2025	11-PV-106B D/S line (I/V U/S Flange)	453	"	Flange	0	0	0	0	0	0
454	28-10-2025	11-PV-106B D/S line (I/V D/S Flange)	454	"	Flange	0	0	0	0	0	0
455	28-10-2025	11-PV-106B D/S line (I/V Flange/Bonnet)	455	"	Flange	0	0	0	0	0	0
456	28-10-2025	11-PV-106B Bypass line (I/V Gland)	456	"	Valve	0	0	0	0	0	0
457	28-10-2025	11-PV-106B Bypass line (I/V U/S Flange)	457	"	Flange	0	0	0	0	0	0
458	28-10-2025	11-PV-106B Bypass line (I/V D/S Flange)	458	"	Flange	0	0	0	0	0	0
459	28-10-2025	11-PV-106B Bypass line (I/V Flange/Bonnet)	459	"	Flange	0	0	0	0	0	0
460	28-10-2025	11-PV-106B U/S Drain (I/V Gland)	460	0.5 Inch	Valve	0	0	0	0	0	0
461	28-10-2025	11-PV-106B U/S Drain (I/V Flange/Bonnet)	461	"	Flange	0	0	0	0	0	0
462	28-10-2025	11-PV-106B U/S Drain (End Flange)	462	"	Flange	0	0	0	0	0	0
463	28-10-2025	11-PV-106B D/S Drain (I/V Gland)	463	"	Valve	0	0	0	0	0	0
464	28-10-2025	11-PV-106B D/S Drain (I/V Flange/Bonnet)	464	"	Flange	0	0	0	0	0	0
465	28-10-2025	11-PV-106B D/S Drain (End Flange)	465	"	Flange	0	0	0	0	0	0
466	28-10-2025	11-PM- 04A Suction line (I/V Gland)	466	Insulation	Valve	0	0	0	0	0	0
467	28-10-2025	11-PM- 04A Discharge line (I/V Gland)	467	"	Valve	0	0	0	0	0	0
468	28-10-2025	11-PM- 04B Suction line (I/V Gland)	468	Insulation	Valve	0	0	0	0	0	0
469	28-10-2025	11-PM- 04B Discharge line (I/V Gland)	469	"	Valve	0	0	0	0	0	0
470	28-10-2025	11-PM- 04B Discharge line drain (I/V Gland)	470	0.5 Inch	Valve	0	0	0	0	0	0
471	28-10-2025	11-PM- 04B Discharge line drain (I/V Flange/Bonnet)	471	"	Flange	0	0	0	0	0	0
472	28-10-2025	11-PM- 04B Discharge line drain (End Flange)	472	"	Flange	0	0	0	0	0	0
473	28-10-2025	11-PM- 03A Suction line (I/V Gland)	473	Insulation	Valve	0	0	0	0	0	0
474	28-10-2025	11-PM- 03A Discharge line (I/V Gland)	474	"	Valve	0	0	0	0	0	0
475	28-10-2025	11-PM- 03A Discharge line drain (I/V Gland)	475	0.5 Inch	Valve	0	0	0	0	0	0
476	28-10-2025	11-PM- 03A Discharge line drain (I/V Flange/Bonnet)	476	"	Flange	0	0	0	0	0	0
477	28-10-2025	11-PM- 03A Discharge line drain (End Flange)	477	"	Flange	0	0	0	0	0	0

Sr.No.	Date	Location	Tag No.	Line Size	Componenet Type	Screening Value (PPM) before Repair	Emission Kg/Hr	Emission Kg/day	Screening Value (PPM) afterRepair	Emission Kg/Hr	Emission Kg/day
478	28-10-2025	11-PM- 03B Suction line (I/V Gland)	478	Insulation	Valve	0	0	0	0	0	0
479	28-10-2025	11-PM- 03B Discharge line (I/V Gland)	479	"	Valve	0	0	0	0	0	0
480	28-10-2025	11-PM- 03B Discharge line drain (I/V Gland)	480	0.5 Inch	Valve	0	0	0	0	0	0
481	28-10-2025	11-PM- 03B Discharge line drain (I/V Flange/Bonnet)	481	"	Flange	0	0	0	0	0	0
482	29-10-2025	11-PM- 03C Suction line (I/V Gland)	482	Insulation	Valve	0	0	0	0	0	0
483	29-10-2025	11-PM- 03C Discharge line (I/V Gland)	483	"	Valve	0	0	0	0	0	0
484	29-10-2025	11-PM- 03C Discharge line drain (I/V Gland)	484	0.5 Inch	Valve	0	0	0	0	0	0
485	29-10-2025	11-PM- 03C Discharge line drain (I/V Flange/Bonnet)	485	"	Flange	0	0	0	0	0	0
486	29-10-2025	11-PM-010A Suction line(I/V Gland)	486	4 Inch	Valve	0	0	0	0	0	0
487	29-10-2025	11-PM-010A Suction line(I/V U/S Flange)	487	"	Flange	0	0	0	0	0	0
488	29-10-2025	11-PM-010A Suction line(I/V D/S Flange)	488	"	Flange	0	0	0	0	0	0
489	29-10-2025	11-PM-010A Suction line(I/V Flange/Bonnet)	489	"	Flange	0	0	0	0	0	0
490	29-10-2025	11-PM-010A Discharge line(I/V Gland)	490	2 Inch	Valve	0	0	0	0	0	0
491	29-10-2025	11-PM-010A Discharge line(I/V U/S Flange)	491	"	Flange	0	0	0	0	0	0
492	29-10-2025	11-PM-010A Discharge line(I/V D/S Flange)	492	"	Flange	0	0	0	0	0	0
493	29-10-2025	11-PM-010A Discharge line(I/V Flange/Bonnet)	493	"	Flange	0	0	0	0	0	0
494	29-10-2025	11-PM-010A Discharge line (NRV Top Flange)	494	"	Flange	0	0	0	0	0	0
495	29-10-2025	11-PM-010A Discharge line (NRV U/S Flange)	495	"	Flange	0	0	0	0	0	0
496	29-10-2025	11-PM-010A Discharge line (NRV D/S Flange)	496	"	Flange	0	0	0	0	0	0
497	29-10-2025	11-PM-010A Discharge line drain (I/V Gland)	497	0.5 Inch	Valve	0	0	0	0	0	0
498	29-10-2025	11-PM-010A Discharge line drain (I/V Flange/Bonnet)	498	"	Flange	0	0	0	0	0	0
499	29-10-2025	11-PM-010A Discharge line drain (End Flange)	499	"	Flange	0	0	0	0	0	0
500	29-10-2025	11-PM-010B Suction line(I/V Gland)	500	"	Valve	0	0	0	0	0	0
501	29-10-2025	11-PM-010B Suction line(I/V U/S Flange)	501	"	Flange	0	0	0	0	0	0
502	29-10-2025	11-PM-010B Suction line(I/V D/S Flange)	502	"	Flange	0	0	0	0	0	0
503	29-10-2025	11-PM-010B Suction line(I/V Flange/Bonnet)	503	"	Flange	0	0	0	0	0	0
504	29-10-2025	11-PM-010B Discharge line(I/V Gland)	504	2 Inch	Valve	0	0	0	0	0	0
505	29-10-2025	11-PM-010B Discharge line(I/V U/S Flange)	505	"	Flange	0	0	0	0	0	0
506	29-10-2025	11-PM-010B Discharge line(I/V D/S Flange)	506	"	Flange	0	0	0	0	0	0
507	29-10-2025	11-PM-010B Discharge line(I/V Flange/Bonnet)	507	"	Flange	0	0	0	0	0	0
508	29-10-2025	11-PM-010B Discharge line (NRV Top Flange)	508	"	Flange	0	0	0	0	0	0
509	29-10-2025	11-PM-010B Discharge line (NRV U/S Flange)	509	"	Flange	0	0	0	0	0	0
510	29-10-2025	11-PM-010B Discharge line (NRV D/S Flange)	510	"	Flange	0	0	0	0	0	0
511	29-10-2025	11-PM-010B Discharge line drain (I/V Gland)	511	0.5 Inch	Valve	0	0	0	0	0	0
512	29-10-2025	11-PM-010B Discharge line drain (I/V Flange/Bonnet)	512	"	Flange	0	0	0	0	0	0
513	29-10-2025	11-PM-010B Discharge line drain (End Flange)	513	"	Flange	0	0	0	0	0	0
514	29-10-2025	11-PM-02A Suction line(I/V Gland)	514	6 Inch	Valve	0	0	0	0	0	0
515	29-10-2025	11-PM-02A Suction line(I/V U/S Flange)	515	"	Flange	0	0	0	0	0	0
516	29-10-2025	11-PM-02A Suction line(I/V D/S Flange)	516	"	Flange	0	0	0	0	0	0
517	29-10-2025	11-PM-02A Suction line(I/V Flange/Bonnet)	517	"	Flange	0	0	0	0	0	0

Sr.No.	Date	Location	Tag No.	Line Size	Componenet Type	Screening Value (PPM) before Repair	Emission Kg/Hr	Emission Kg/day	Screening Value (PPM) afterRepair	Emission Kg/Hr	Emission Kg/day
518	29-10-2025	11-PM-02A Discharge line(I/V Gland)	518	4 Inch	Valve	0	0	0	0	0	0
519	29-10-2025	11-PM-02A Discharge line(I/V U/S Flange)	519	"	Flange	0	0	0	0	0	0
520	29-10-2025	11-PM-02A Discharge line(I/V D/S Flange)	520	"	Flange	0	0	0	0	0	0
521	29-10-2025	11-PM-02A Discharge line(I/V Flange/Bonnet)	521	"	Flange	0	0	0	0	0	0
522	29-10-2025	11-PM-02A Discharge line (NRV Top Flange)	522	"	Flange	0	0	0	0	0	0
523	29-10-2025	11-PM-02A Discharge line (NRV U/S Flange)	523	"	Flange	0	0	0	0	0	0
524	29-10-2025	11-PM-02A Discharge line drain (I/V Gland)	524	0.5 Inch	Valve	0	0	0	0	0	0
525	29-10-2025	11-PM-02A Discharge line drain (I/V Flange/Bonnet)	525	"	Flange	0	0	0	0	0	0
526	29-10-2025	11-PM-02A Discharge line drain (End Flange)	526	"	Flange	0	0	0	0	0	0
527	29-10-2025	11-PM-02B Suction line(I/V Gland)	527	6 Inch	Valve	0	0	0	0	0	0
528	29-10-2025	11-PM-02B Suction line(I/V U/S Flange)	528	"	Flange	0	0	0	0	0	0
529	29-10-2025	11-PM-02B Suction line(I/V D/S Flange)	529	"	Flange	0	0	0	0	0	0
530	29-10-2025	11-PM-02B Suction line(I/V Flange/Bonnet)	530	"	Flange	0	0	0	0	0	0
531	29-10-2025	11-PM-02B Discharge line(I/V Gland)	531	4 Inch	Valve	0	0	0	0	0	0
532	29-10-2025	11-PM-02B Discharge line(I/V U/S Flange)	532	"	Flange	0	0	0	0	0	0
533	29-10-2025	11-PM-02B Discharge line(I/V D/S Flange)	533	"	Flange	0	0	0	0	0	0
534	29-10-2025	11-PM-02B Discharge line(I/V Flange/Bonnet)	534	"	Flange	0	0	0	0	0	0
535	29-10-2025	11-PM-02B Discharge line (NRV Top Flange)	535	"	Flange	0	0	0	0	0	0
536	29-10-2025	11-PM-02B Discharge line (NRV U/S Flange)	536	"	Flange	0	0	0	0	0	0
537	29-10-2025	11-PM-02B Discharge line drain (I/V Gland)	537	0.5 Inch	Valve	0	0	0	0	0	0
538	29-10-2025	11-PM-02B Discharge line drain (Flange)	538	"	Flange	0	0	0	0	0	0
539	29-10-2025	11-PM-02C Suction line(I/V Gland)	539	6 Inch	Valve	0	0	0	0	0	0
540	29-10-2025	11-PM-02C Suction line(I/V U/S Flange)	540	"	Flange	0	0	0	0	0	0
541	29-10-2025	11-PM-02C Suction line(I/V D/S Flange)	541	"	Flange	0	0	0	0	0	0
542	29-10-2025	11-PM-02C Suction line(I/V Flange/Bonnet)	542	"	Flange	0	0	0	0	0	0
543	29-10-2025	11-PM-02C Discharge line(I/V Gland)	543	4 Inch	Valve	0	0	0	0	0	0
544	29-10-2025	11-PM-02C Discharge line(I/V U/S Flange)	544	"	Flange	0	0	0	0	0	0
545	29-10-2025	11-PM-02C Discharge line(I/V D/S Flange)	545	"	Flange	0	0	0	0	0	0
546	29-10-2025	11-PM-02C Discharge line(I/V Flange/Bonnet)	546	"	Flange	0	0	0	0	0	0
547	29-10-2025	11-PM-02C Discharge line (NRV Top Flange)	547	"	Flange	0	0	0	0	0	0
548	29-10-2025	11-PM-02C Discharge line (NRV U/S Flange)	548	"	Flange	0	0	0	0	0	0
549	29-10-2025	11-PM-02C Discharge line (NRV D/S Flange)	549	"	Flange	0	0	0	0	0	0
550	29-10-2025	11-PM-02C Discharge line drain (I/V Gland)	550	0.5 Inch	Valve	0	0	0	0	0	0
551	29-10-2025	11-PM-02C Discharge line drain (Flange)	551	"	Flange	0	0	0	0	0	0
552	29-10-2025	11-PV-501 (C/V Gland)	552	8 Inch	Valve	0	0	0	0	0	0
553	29-10-2025	11-PV-501 (C/V U/S Flange)	553	"	Flange	0	0	0	0	0	0
554	29-10-2025	11-PV-501 (C/V D/S Flange)	554	"	Flange	0	0	0	0	0	0
555	29-10-2025	11-PV-501 (C/V Flange/Bonnet)	555	"	Flange	0	0	0	0	0	0
556	29-10-2025	11-PV-501 U/S line (I/V Gland)	556	"	Valve	0	0	0	0	0	0
557	29-10-2025	11-PV-501 U/S line (I/V U/S Flange)	557	"	Flange	0	0	0	0	0	0

Sr.No.	Date	Location	Tag No.	Line Size	Componenet Type	Screening Value (PPM) before Repair	Emission Kg/Hr	Emission Kg/day	Screening Value (PPM) afterRepair	Emission Kg/Hr	Emission Kg/day
558	29-10-2025	11-PV-501 U/S line (I/V D/S Flange)	558	"	Flange	0	0	0	0	0	0
559	29-10-2025	11-PV-501 U/S line (I/V Flange/Bonnet)	559	"	Flange	0	0	0	0	0	0
560	29-10-2025	11-PV-501 D/S line (I/V Gland)	560	"	Valve	0	0	0	0	0	0
561	29-10-2025	11-PV-501 D/S line (I/V U/S Flange)	561	"	Flange	0	0	0	0	0	0
562	29-10-2025	11-PV-501 D/S line (I/V D/S Flange)	562	"	Flange	0	0	0	0	0	0
563	29-10-2025	11-PV-501 D/S line (I/V Flange/Bonnet)	563	"	Flange	0	0	0	0	0	0
564	29-10-2025	11-PV-501 Bypass line (I/V Gland)	564	6 Inch	Valve	0	0	0	0	0	0
565	29-10-2025	11-PV-501 Bypass line (I/V U/S Flange)	565	"	Flange	0	0	0	0	0	0
566	29-10-2025	11-PV-501 Bypass line (I/V D/S Flange)	566	"	Flange	0	0	0	0	0	0
567	29-10-2025	11-PV-501 Bypass line (I/V Flange/Bonnet)	567	"	Flange	0	0	0	0	0	0
568	29-10-2025	11-PV-501 U/S Drain (I/V Gland)	568	0.5 Inch	Valve	0	0	0	0	0	0
569	29-10-2025	11-PV-501 U/S Drain (I/V Flange/Bonnet)	569	"	Flange	0	0	0	0	0	0
570	29-10-2025	11-PV-501 U/S Drain (End Flange)	570	"	Flange	0	0	0	0	0	0
571	29-10-2025	11-PV-501 D/S Drain (I/V Gland)	571	"	Valve	0	0	0	0	0	0
572	29-10-2025	11-PV-501 D/S Drain (I/V Flange/Bonnet)	572	"	Flange	0	0	0	0	0	0
573	29-10-2025	11-PV-501 D/S Drain (End Flange)	573	"	Flange	0	0	0	0	0	0
574	29-10-2025	11-LV-107 (C/V Gland)	574	Insulation	Valve	12.8	0.000045	0.00107 1667	12.8	0.000045	0.001071 667
575	29-10-2025	11-LV-107 U/S line (I/V Gland)	575	"	Valve	0	0	0	0	0	0
576	29-10-2025	11-LV-107 D/S line (I/V Gland)	576	"	Valve	0	0	0	0	0	0
577	29-10-2025	11-LV-107 Bypass line (I/V Gland)	577	"	Valve	0	0	0	0	0	0
578	29-10-2025	11-FV-129 (C/V Gland)	578	1 Inch	Valve	0	0	0	0	0	0
579	29-10-2025	11-FV-129 (C/V U/S Flange)	579	"	Flange	0	0	0	0	0	0
580	29-10-2025	11-FV-129 (C/V D/S Flange)	580	"	Flange	0	0	0	0	0	0
581	29-10-2025	11-FV-129 (C/V Flange/Bonnet)	581	"	Flange	0	0	0	0	0	0
582	29-10-2025	11-FV-129 U/S line (I/V Gland)	582	2 Inch	Valve	0	0	0	0	0	0
583	29-10-2025	11-FV-129 U/S line (I/V U/S Flange)	583	"	Flange	0	0	0	0	0	0
584	29-10-2025	11-FV-129 U/S line (I/V D/S Flange)	584	"	Flange	0	0	0	0	0	0
585	29-10-2025	11-FV-129 U/S line (I/V Flange/Bonnet)	585	"	Flange	0	0	0	0	0	0
586	29-10-2025	11-FV-129 D/S line (I/V Gland)	586	"	Valve	0	0	0	0	0	0
587	29-10-2025	11-FV-129 D/S line (I/V U/S Flange)	587	"	Flange	0	0	0	0	0	0
588	29-10-2025	11-FV-129 D/S line (I/V D/S Flange)	588	"	Flange	0	0	0	0	0	0
589	29-10-2025	11-FV-129 D/S line (I/V Flange/Bonnet)	589	"	Flange	0	0	0	0	0	0
590	29-10-2025	11-FV-129 Bypass line (I/V Gland)	590	1 Inch	Valve	0	0	0	0	0	0
591	29-10-2025	11-FV-129 Bypass line (I/V U/S Flange)	591	"	Flange	0	0	0	0	0	0
592	29-10-2025	11-FV-129 Bypass line (I/V D/S Flange)	592	"	Flange	0	0	0	0	0	0
593	29-10-2025	11-FV-129 Bypass line (I/V Flange/Bonnet)	593	"	Flange	0	0	0	0	0	0
594	29-10-2025	11-FV-129 Drain (I/V Gland)	594	0.5 Inch	Valve	0	0	0	0	0	0
595	29-10-2025	11-FV-129 Drain (I/V Flange/Bonnet)	595	"	Flange	0	0	0	0	0	0
596	29-10-2025	11-FV-129 Drain (End Flange)	596	"	Flange	0	0	0	0	0	0
597	29-10-2025	11-LV-108 (C/V Gland)	597	1 Inch	Valve	7.2	0.000031	0.00074 0693	7.2	0.000031	0.000740 693

Sr.No.	Date	Location	Tag No.	Line Size	Componenet Type	Screening Value (PPM) before Repair	Emission Kg/Hr	Emission Kg/day	Screening Value (PPM) afterRepair	Emission Kg/Hr	Emission Kg/day
598	29-10-2025	11-LV-108 (C/V U/S Flange)	598	"	Flange	0	0	0	0	0	0
599	29-10-2025	11-LV-108 (C/V D/S Flange)	599	"	Flange	0	0	0	0	0	0
600	29-10-2025	11-LV-108 (C/V Flange/Bonnet)	600	"	Flange	0	0	0	0	0	0
601	29-10-2025	11-LV-108 U/S line (I/V Gland)	601	2 Inch	Valve	0	0	0	0	0	0
602	29-10-2025	11-LV-108 U/S line (I/V U/S Flange)	602	"	Flange	0	0	0	0	0	0
603	29-10-2025	11-LV-108 U/S line (I/V D/S Flange)	603	"	Flange	0	0	0	0	0	0
604	29-10-2025	11-LV-108 U/S line (I/V Flange/Bonnet)	604	"	Flange	0	0	0	0	0	0
605	29-10-2025	11-LV-108 D/S line (I/V Gland)	605	"	Valve	0	0	0	0	0	0
606	29-10-2025	11-LV-108 D/S line (I/V U/S Flange)	606	"	Flange	0	0	0	0	0	0
607	29-10-2025	11-LV-108 D/S line (I/V D/S Flange)	607	"	Flange	0	0	0	0	0	0
608	29-10-2025	11-LV-108 D/S line (I/V Flange/Bonnet)	608	"	Flange	0	0	0	0	0	0
609	29-10-2025	11-LV-108 Bypass line (I/V Gland)	609	1 Inch	Valve	0	0	0	0	0	0
610	29-10-2025	11-LV-108 Bypass line (I/V U/S Flange)	610	"	Flange	0	0	0	0	0	0
611	29-10-2025	11-LV-108 Bypass line (I/V D/S Flange)	611	"	Flange	0	0	0	0	0	0
612	29-10-2025	11-LV-108 Bypass line (I/V Flange/Bonnet)	612	"	Flange	0	0	0	0	0	0
613	29-10-2025	11-LV-108 Bypass line drain (I/V Gland)	613	0.5 Inch	Valve	0	0	0	0	0	0
614	29-10-2025	11-LV-108 Bypass line drain (I/V Flange/ Bonnet)	614	"	Flange	0	0	0	0	0	0
615	29-10-2025	11-LV-108 Bypass line (End Flange)	615	"	Flange	0	0	0	0	0	0
616	29-10-2025	11-FV-122 (C/V Gland)	616	Insulation	Valve	0	0	0	0	0	0
617	29-10-2025	11-FV-122 U/S line (I/V Gland)	617	"	Valve	0	0	0	0	0	0
618	29-10-2025	11-FV-122 D/S line (I/V Gland)	618	"	Valve	0	0	0	0	0	0
619	29-10-2025	11-FV-122 Bypass line (I/V Gland)	619	"	Valve	0	0	0	0	0	0
620	29-10-2025	11-FV-122 U/S drain (I/V Gland)	620	0.5 Inch	Valve	0	0	0	0	0	0
621	29-10-2025	11-FV-122 U/S drain (I/V Flange/Bonnet)	621	"	Flange	0	0	0	0	0	0
622	29-10-2025	11-FV-122 U/S drain (End Flange)	622	"	Flange	0	0	0	0	0	0
623	29-10-2025	11-FV-122 D/S drain (I/V Gland)	623	"	Valve	0	0	0	0	0	0
624	29-10-2025	11-FV-122 D/S drain (I/V Flange/Bonnet)	624	"	Flange	0	0	0	0	0	0
625	29-10-2025	11-FV-122 D/S drain (End Flange)	625	"	Flange	0	0	0	0	0	0
626	29-10-2025	11-FV-401 (C/V Gland)	626	2 Inch	Valve	0	0	0	0	0	0
627	29-10-2025	11-FV-401 (C/V U/S Flange)	627	"	Flange	0	0	0	0	0	0
628	29-10-2025	11-FV-401 (C/V D/S Flange)	628	"	Flange	0	0	0	0	0	0
629	29-10-2025	11-FV-401 (C/V Flange/Bonnet)	629	"	Flange	0	0	0	0	0	0
630	29-10-2025	11-FV-401 U/S line (I/V Gland)	630	2 Inch	Valve	0	0	0	0	0	0
631	29-10-2025	11-FV-401 U/S line (I/V U/S Flange)	631	"	Flange	0	0	0	0	0	0
632	29-10-2025	11-FV-401 U/S line (I/V D/S Flange)	632	"	Flange	0	0	0	0	0	0
633	29-10-2025	11-FV-401 U/S line (I/V Flange/Bonnet)	633	"	Flange	0	0	0	0	0	0
634	29-10-2025	11-FV-401 D/S line (I/V Gland)	634	"	Valve	0	0	0	0	0	0
635	29-10-2025	11-FV-401 D/S line (I/V U/S Flange)	635	"	Flange	0	0	0	0	0	0
636	29-10-2025	11-FV-401 D/S line (I/V D/S Flange)	636	"	Flange	0	0	0	0	0	0
637	29-10-2025	11-FV-401 D/S line (I/V Flange/Bonnet)	637	"	Flange	0	0	0	0	0	0

Sr.No.	Date	Location	Tag No.	Line Size	Componenet Type	Screening Value (PPM) before Repair	Emission Kg/Hr	Emission Kg/day	Screening Value (PPM) afterRepair	Emission Kg/Hr	Emission Kg/day
638	29-10-2025	11-FV-401 Bypass line (I/V Gland)	638	1 Inch	Valve	0	0	0	0	0	0
639	29-10-2025	11-FV-401 Bypass line (I/V U/S Flange)	639	"	Flange	0	0	0	0	0	0
640	29-10-2025	11-FV-401 Bypass line (I/V D/S Flange)	640	"	Flange	0	0	0	0	0	0
641	29-10-2025	11-FV-401 Bypass line (I/V Flange/Bonnet)	641	"	Flange	0	0	0	0	0	0
642	29-10-2025	11-FV-401 Drain (I/V Gland)	642	0.5 Inch	Valve	0	0	0	0	0	0
643	29-10-2025	11-FV-401 Drain (I/V Flange/Bonnet)	643	"	Flange	0	0	0	0	0	0
644	29-10-2025	11-FV-401 Drain (End Flange)	644	"	Flange	0	0	0	0	0	0
645	29-10-2025	11-PV-104B (C/V Gland)	645	1.5 Inch	Valve	0	0	0	0	0	0
646	29-10-2025	11-PV-104B (C/V U/S Flange)	646	"	Flange	0	0	0	0	0	0
647	29-10-2025	11-PV-104B (C/V D/S Flange)	647	"	Flange	0	0	0	0	0	0
648	29-10-2025	11-PV-104B (C/V Flange/Bonnet)	648	"	Flange	0	0	0	0	0	0
649	29-10-2025	11-PV-104B U/S line (I/V Gland)	649	2 Inch	Valve	0	0	0	0	0	0
650	29-10-2025	11-PV-104B U/S line (I/V U/S Flange)	650	"	Flange	0	0	0	0	0	0
651	29-10-2025	11-PV-104B U/S line (I/V D/S Flange)	651	"	Flange	0	0	0	0	0	0
652	29-10-2025	11-PV-104B U/S line (I/V Flange/Bonnet)	652	"	Flange	0	0	0	0	0	0
653	29-10-2025	11-PV-104B D/S line (I/V Gland)	653	"	Valve	0	0	0	0	0	0
654	29-10-2025	11-PV-104B D/S line (I/V U/S Flange)	654	"	Flange	0	0	0	0	0	0
655	29-10-2025	11-PV-104B D/S line (I/V D/S Flange)	655	"	Flange	0	0	0	0	0	0
656	29-10-2025	11-PV-104B D/S line (I/V Flange/Bonnet)	656	"	Flange	0	0	0	0	0	0
657	29-10-2025	11-PV-104B Bypass line (I/V Gland)	657	1 Inch	Valve	0	0	0	0	0	0
658	29-10-2025	11-PV-104B Bypass line (I/V U/S Flange)	658	"	Flange	0	0	0	0	0	0
659	29-10-2025	11-PV-104B Bypass line (I/V D/S Flange)	659	"	Flange	0	0	0	0	0	0
660	29-10-2025	11-PV-104B Bypass line (I/V Flange/Bonnet)	660	"	Flange	0	0	0	0	0	0
661	29-10-2025	11-PV-104B Drain (I/V Gland)	661	0.5 Inch	Valve	0	0	0	0	0	0
662	29-10-2025	11-PV-104B Drain (I/V Flange/Bonnet)	662	"	Flange	0	0	0	0	0	0
663	29-10-2025	11-PV-104B Drain (End Flange)	663	"	Flange	0	0	0	0	0	0
664	29-10-2025	11-PV-104A (C/V Gland)	664	2 Inch	Valve	0	0	0	0	0	0
665	29-10-2025	11-PV-104A (C/V U/S Flange)	665	"	Flange	0	0	0	0	0	0
666	29-10-2025	11-PV-104A (C/V D/S Flange)	666	"	Flange	0	0	0	0	0	0
667	29-10-2025	11-PV-104A (C/V Flange/Bonnet)	667	"	Flange	0	0	0	0	0	0
668	29-10-2025	11-PV-104A U/S line (I/V Gland)	668	3 Inch	Valve	0	0	0	0	0	0
669	29-10-2025	11-PV-104A U/S line (I/V U/S Flange)	669	"	Flange	0	0	0	0	0	0
670	29-10-2025	11-PV-104A U/S line (I/V D/S Flange)	670	"	Flange	0	0	0	0	0	0
671	29-10-2025	11-PV-104A U/S line (I/V Flange/Bonnet)	671	"	Flange	0	0	0	0	0	0
672	29-10-2025	11-PV-104A D/S line (I/V Gland)	672	"	Valve	0	0	0	0	0	0
673	29-10-2025	11-PV-104A D/S line (I/V U/S Flange)	673	"	Flange	0	0	0	0	0	0
674	29-10-2025	11-PV-104A D/S line (I/V D/S Flange)	674	"	Flange	0	0	0	0	0	0
675	29-10-2025	11-PV-104A D/S line (I/V Flange/Bonnet)	675	"	Flange	0	0	0	0	0	0
676	29-10-2025	11-PV-104A Bypass line (I/V Gland)	676	2 Inch	Valve	0	0	0	0	0	0
677	29-10-2025	11-PV-104A Bypass line (I/V U/S Flange)	677	"	Flange	0	0	0	0	0	0

Sr.No.	Date	Location	Tag No.	Line Size	Componenet Type	Screening Value (PPM) before Repair	Emission Kg/Hr	Emission Kg/day	Screening Value (PPM) afterRepair	Emission Kg/Hr	Emission Kg/day
678	29-10-2025	11-PV-104A Bypass line (I/V D/S Flange)	678	"	Flange	0	0	0	0	0	0
679	29-10-2025	11-PV-104A Bypass line (I/V Flange/Bonnet)	679	"	Flange	0	0	0	0	0	0
680	29-10-2025	11-PV-104A Drain (I/V Gland)	680	0.5 Inch	Valve	0	0	0	0	0	0
681	29-10-2025	11-PV-104A Drain (I/V Flange/Bonnet)	681	"	Flange	0	0	0	0	0	0
682	29-10-2025	11-PV-104A Drain (End Flange)	682	"	Flange	0	0	0	0	0	0
683	29-10-2025	11-PV-101B (C/V Gland)	683	Insulation	Valve	0	0	0	0	0	0
684	29-10-2025	11-PV-101B U/S line (I/V Gland)	684	"	Valve	0	0	0	0	0	0
685	29-10-2025	11-PV-101B D/S line (I/V Gland)	685	"	Valve	0	0	0	0	0	0
686	29-10-2025	11-PV-101B Bypass line (I/V Gland)	686	"	Valve	0	0	0	0	0	0
687	29-10-2025	11-PV-101B Drain (I/V Gland)	687	0.5 Inch	Valve	0	0	0	0	0	0
688	29-10-2025	11-PV-101B Drain (I/V Flange/Bonnet)	688	"	Flange	0	0	0	0	0	0
689	29-10-2025	11-PV-101B Drain (End Flange)	689	"	Flange	0	0	0	0	0	0
690	29-10-2025	11-PV-101A (C/V Gland)	690	3 Inch	Valve	0	0	0	0	0	0
691	29-10-2025	11-PV-101A (C/V U/S Flange)	691	"	Flange	0	0	0	0	0	0
692	29-10-2025	11-PV-101A (C/V D/S Flange)	692	"	Flange	0	0	0	0	0	0
693	29-10-2025	11-PV-101A (C/V Flange/Bonnet)	693	"	Flange	0	0	0	0	0	0
694	29-10-2025	11-PV-101A U/S line (I/V Gland)	694	3 Inch	Valve	0	0	0	0	0	0
695	29-10-2025	11-PV-101A U/S line (I/V U/S Flange)	695	"	Flange	0	0	0	0	0	0
696	29-10-2025	11-PV-101A U/S line (I/V D/S Flange)	696	"	Flange	0	0	0	0	0	0
697	29-10-2025	11-PV-101A U/S line (I/V Flange/Bonnet)	697	"	Flange	0	0	0	0	0	0
698	29-10-2025	11-PV-101A D/S line (I/V Gland)	698	"	Valve	0	0	0	0	0	0
699	29-10-2025	11-PV-101A D/S line (I/V U/S Flange)	699	"	Flange	0	0	0	0	0	0
700	29-10-2025	11-PV-101A D/S line (I/V D/S Flange)	700	"	Flange	0	0	0	0	0	0
701	29-10-2025	11-PV-101A D/S line (I/V Flange/Bonnet)	701	"	Flange	0	0	0	0	0	0
702	29-10-2025	11-PV-101A Bypass line (I/V Gland)	702	3 Inch	Valve	0	0	0	0	0	0
703	29-10-2025	11-PV-101A Bypass line (I/V U/S Flange)	703	"	Flange	0	0	0	0	0	0
704	29-10-2025	11-PV-101A Bypass line (I/V D/S Flange)	704	"	Flange	0	0	0	0	0	0
705	29-10-2025	11-PV-101A Bypass line (I/V Flange/Bonnet)	705	"	Flange	0	0	0	0	0	0
706	29-10-2025	11-PV-101A Drain (I/V Gland)	706	0.5 Inch	Valve	0	0	0	0	0	0
707	29-10-2025	11-PV-101A Drain (I/V Flange/Bonnet)	707	"	Flange	0	0	0	0	0	0
708	29-10-2025	11-PM- 0014A Suction line (I/V Gland)	708	Insulation	Valve	0	0	0	0	0	0
709	29-10-2025	11-PM- 0014A Discharge line (I/V Gland)	709	"	Valve	6.5	0.000029	0.00069362	6.5	0.000029	0.00069362
710	29-10-2025	11-PM- 0014A Discharge line drain (I/V Gland)	710	0.5 Inch	Valve	0	0	0	0	0	0
711	29-10-2025	11-PM- 0014A Discharge line drain (I/V Flange/Bonnet)	711	"	Flange	0	0	0	0	0	0
712	29-10-2025	11-PM- 0014A Discharge line drain (End Flange)	712	"	Flange	0	0	0	0	0	0
713	29-10-2025	11-PM- 0014B Suction line (I/V Gland)	713	Insulation	Valve	0	0	0	0	0	0
714	29-10-2025	11-PM- 0014B Discharge line (I/V Gland)	714	"	Valve	0	0	0	0	0	0
715	29-10-2025	11-PM- 0014B Discharge line drain (I/V Gland)	715	0.5 Inch	Valve	0	0	0	0	0	0
716	29-10-2025	11-PM- 0014B Discharge line drain (I/V Flange/Bonnet)	716	"	Flange	0	0	0	0	0	0
717	29-10-2025	11-PM- 0014B Discharge line drain (End Flange)	717	"	Flange	0	0	0	0	0	0

Sr.No.	Date	Location	Tag No.	Line Size	Componenet Type	Screening Value (PPM) before Repair	Emission Kg/Hr	Emission Kg/day	Screening Value (PPM) afterRepair	Emission Kg/Hr	Emission Kg/day
718	29-10-2025	11-PM- 011A Suction line (I/V Gland)	718	Insulation	Valve	0	0	0	0	0	0
719	29-10-2025	11-PM- 011A Discharge line (I/V Gland)	719	"	Valve	0	0	0	0	0	0
720	29-10-2025	11-PM- 011A Discharge line drain (I/V Gland)	720	0.5 Inch	Valve	0	0	0	0	0	0
721	29-10-2025	11-PM- 011A Discharge line drain (I/V Flange/Bonnet)	721	"	Flange	0	0	0	0	0	0
722	29-10-2025	11-PM- 011A Discharge line drain (End Flange)	722	"	Flange	0	0	0	0	0	0
723	29-10-2025	11-PM- 011B Suction line (I/V Gland)	723	Insulation	Valve	0	0	0	0	0	0
724	29-10-2025	11-PM- 011B Discharge line (I/V Gland)	724	"	Valve	0	0	0	0	0	0
725	29-10-2025	11-PM- 011B Discharge line drain (I/V Gland)	725	0.5 Inch	Valve	0	0	0	0	0	0
726	29-10-2025	11-PM- 011B Discharge line drain (I/V Flange/Bonnet)	726	"	Flange	0	0	0	0	0	0
727	29-10-2025	11-PM- 011B Discharge line drain (End Flange)	727	"	Flange	0	0	0	0	0	0
728	29-10-2025	11-PM- 011C Suction line (I/V Gland)	728	Insulation	Valve	0	0	0	0	0	0
729	29-10-2025	11-PM- 011C Discharge line (I/V Gland)	729	"	Valve	0	0	0	0	0	0
730	29-10-2025	11-PM- 011C Discharge line drain (I/V Gland)	730	0.5 Inch	Valve	0	0	0	0	0	0
731	29-10-2025	11-PM- 011C Discharge line drain (I/V Flange/Bonnet)	731	"	Flange	0	0	0	0	0	0
732	29-10-2025	11-PM- 011C Discharge line drain (End Flange)	732	"	Flange	0	0	0	0	0	0
733	29-10-2025	11-PM- 012C Suction line (I/V Gland)	733	Insulation	Valve	0	0	0	0	0	0
734	29-10-2025	11-PM- 012C Discharge line (I/V Gland)	734	"	Valve	0	0	0	0	0	0
735	29-10-2025	11-PM- 012C Discharge line drain (I/V Gland)	735	0.5 Inch	Valve	0	0	0	0	0	0
736	29-10-2025	11-PM- 012C Discharge line drain (I/V Flange/Bonnet)	736	"	Flange	0	0	0	0	0	0
737	29-10-2025	11-PM- 012C Discharge line drain (End Flange)	737	"	Flange	0	0	0	0	0	0
738	29-10-2025	11-E-015A Shell side Inlet line (I/V Gland)	738	Insulation	Valve	0	0	0	0	0	0
739	29-10-2025	11-E-015A Shell side outlet line (I/V Gland)	739	6 Inch	Valve	0	0	0	0	0	0
740	29-10-2025	11-E-015A Shell side outlet line (I/V U/S Flange)	740	"	Flange	0	0	0	0	0	0
741	29-10-2025	11-E-015A Shell side outlet line (I/V D/S Flange)	741	"	Flange	0	0	0	0	0	0
742	29-10-2025	11-E-015A Shell side outlet line (I/V Flange/Bonnet)	742	"	Flange	0	0	0	0	0	0
743	29-10-2025	11-F-001 FG Burner No.1 (I/V Gland)	743	Insulation	Valve	0	0	0	0	0	0
744	29-10-2025	11-F-001 FG Burner No.2 (I/V Gland)	744	"	Valve	9.4	0.000037	0.00087898	9.4	0.000037	0.00087898
745	29-10-2025	11-F-001 FG Burner No.3 (I/V Gland)	745	"	Valve	0	0	0	0	0	0
746	29-10-2025	11-F-001 FG Burner No.4 (I/V Gland)	746	"	Valve	0	0	0	0	0	0
747	29-10-2025	11-F-001 FG Burner No.5 (I/V Gland)	747	"	Valve	0	0	0	0	0	0
748	29-10-2025	11-F-001 FG Burner No.6 (I/V Gland)	748	"	Valve	0	0	0	0	0	0
749	29-10-2025	11-F-001 FG Burner No.7 (I/V Gland)	749	"	Valve	0	0	0	0	0	0
750	29-10-2025	11-F-001 FG Burner No.8 (I/V Gland)	750	"	Valve	0	0	0	0	0	0
751	29-10-2025	11-F-001 Pilot Burner No.1 (I/V Gland)	751	"	Valve	0	0	0	0	0	0
752	29-10-2025	11-F-001 Pilot Burner No.2 (I/V Gland)	752	"	Valve	0	0	0	0	0	0
753	29-10-2025	11-F-001 Pilot Burner No.3 (I/V Gland)	753	"	Valve	0	0	0	0	0	0
754	29-10-2025	11-F-001 Pilot Burner No.4 (I/V Gland)	754	"	Valve	15000	0.004169	0.100064863	15000	0.004169	0.100064863
755	29-10-2025	11-F-001 Pilot Burner No.5 (I/V Gland)	755	"	Valve	0	0	0	0	0	0
756	29-10-2025	11-F-001 Pilot Burner No.6 (I/V Gland)	756	"	Valve	0	0	0	0	0	0
757	29-10-2025	11-F-001 Pilot Burner No.7 (I/V Gland)	757	"	Valve	3.7	0.000020	0.00048 3077	3.7	0.000020	0.000483 077

Sr.No.	Date	Location	Tag No.	Line Size	Componenet Type	Screening Value (PPM) before Repair	Emission Kg/Hr	Emission Kg/day	Screening Value (PPM) afterRepair	Emission Kg/Hr	Emission Kg/day
758	29-10-2025	11-F-001 Pilot Burner No.8 (I/V Gland)	758	"	Valve	0	0	0	0	0	0

Sr.No.	Date	Location	Tag No.	Line Size	Componenet Type	Screening Value (PPM) before Repair	Emission Kg/Hr	Emission Kg/day	Screening Value (PPM) afterRepair	Emission Kg/Hr	Emission Kg/day
DHDT											
1	31-10-2025	Fuel Gas To Indmax line upper (I/V Gland)	1	6 Inch	Valve	0	0	0	0	0	0
2	31-10-2025	Fuel Gas To Indmax line upper (I/V U/S Flange)	2	"	Flange	0	0	0	0	0	0
3	31-10-2025	Fuel Gas To Indmax line upper (I/V D/S Flange)	3	"	Flange	0	0	0	0	0	0
4	31-10-2025	Fuel Gas To Indmax line upper (I/V Flange/Bonnet)	4	"	Flange	0	0	0	0	0	0
5	31-10-2025	Fuel Gas To Indmax line lower(I/V Gland)	5	"	Valve	0	0	0	0	0	0
6	31-10-2025	Fuel Gas To Indmax line lower(I/V U/S Flange)	6	"	Flange	0	0	0	0	0	0
7	31-10-2025	Fuel Gas To Indmax line lower(I/V D/S Flange)	7	"	Flange	0	0	0	0	0	0
8	31-10-2025	Fuel Gas To Indmax line lower(I/V Flange/Bonnet)	8	"	Flange	0	0	0	0	0	0
9	31-10-2025	Stabilized Naphtha line lower (I/V Gland)	9	4 Inch	Valve	83.3	0.000149	0.00356 6852	83.3	0.000149	0.003566 852
10	31-10-2025	Stabilized Naphtha line lower (I/V U/S Flange)	10	"	Flange	0	0	0	0	0	0
11	31-10-2025	Stabilized Naphtha line lower (I/V D/S Flange)	11	"	Flange	0	0	0	0	0	0
12	31-10-2025	Stabilized Naphtha line lower (I/V Flange/Bonnet)	12	"	Flange	0	0	0	0	0	0
13	31-10-2025	Stabilized Naphtha line upper(I/V Gland)	13	"	Valve	0	0	0	0	0	0
14	31-10-2025	Stabilized Naphtha line upper(I/V U/S Flange)	14	"	Flange	0	0	0	0	0	0
15	31-10-2025	Stabilized Naphtha line upper(I/V D/S Flange)	15	"	Flange	0	0	0	0	0	0
16	31-10-2025	Stabilized Naphtha line upper(I/V Flange/Bonnet)	16	"	Flange	0	0	0	0	0	0
17	31-10-2025	Stabilized Naphtha line to HGU FEED tank line(I/V Gland)	17	3 Inch	Valve	0	0	0	0	0	0
18	31-10-2025	Stabilized Naphtha line to HGU FEED tank line(I/V U/S Flange)	18	"	Flange	0	0	0	0	0	0
19	31-10-2025	Stabilized Naphtha line to HGU FEED tank line(I/V D/S Flange)	19	"	Flange	0	0	0	0	0	0
20	31-10-2025	Stabilized Naphtha line to HGU FEED tank line(I/V Flange/Bonnet)	20	"	Flange	0	0	0	0	0	0
21	31-10-2025	Stabilized Naphtha line to HGU FEED tank line NRV(NRV Top Flange)	21	"	Valve	0	0	0	0	0	0
22	31-10-2025	Stabilized Naphtha line to HGU FEED tank line NRV(I/V Flange/Bonnet)	22	"	Flange	0	0	0	0	0	0
23	31-10-2025	Stabilized Naphtha line to HGU FEED tank line NRV(End Flange)	23	"	Flange	0	0	0	0	0	0
24	31-10-2025	Stab. Naphtha to HGU FEED tank line lower I/V(I/V Gland)	24	"	Valve	0	0	0	0	0	0
25	31-10-2025	Stab. Naphtha to HGU FEED tank line lower I/V(I/V U/S Flange)	25	"	Flange	0	0	0	0	0	0
26	31-10-2025	Stab. Naphtha to HGU FEED tank line lower I/V(I/V D/S Flange)	26	"	Flange	0	0	0	0	0	0
27	31-10-2025	Stab. Naphtha to HGU FEED tank line lower I/V(I/V Flange/Bonnet)	27	"	Flange	0	0	0	0	0	0
28	31-10-2025	Stab. Naphtha to HGU FEED tank line upper I/V(I/V Gland)	28	"	Valve	0	0	0	0	0	0
29	31-10-2025	Stab. Naphtha to HGU FEED tank line upper I/V(I/V U/S Flange)	29	"	Flange	0	0	0	0	0	0
30	31-10-2025	Stab. Naphtha to HGU FEED tank line upper I/V(I/V D/S Flange)	30	"	Flange	0	0	0	0	0	0
31	31-10-2025	Stab. Naphtha to HGU FEED tank line upper I/V(I/V Flange/Bonnet)	31	"	Flange	0	0	0	0	0	0
32	31-10-2025	Stab. Naphtha to HGU FEED tank line drain upper (I/V Gland)	32	0.5 Inch	Valve	0	0	0	0	0	0
33	31-10-2025	Stab. Naphtha to HGU FEED tank line drain upper (I/V Flange/Bonnet)	33	"	Flange	0	0	0	0	0	0
34	31-10-2025	Stab. Naphtha to HGU FEED tank line drain upper (End Flange)	34	"	Flange	0	0	0	0	0	0
35	31-10-2025	Stab. Naphtha to HGU FEED tank line drain lower (I/V Gland)	35	0.5 Inch	Valve	0	0	0	0	0	0
36	31-10-2025	Stab. Naphtha to HGU FEED tank line drain lower (I/V Flange/Bonnet)	36	"	Flange	0	0	0	0	0	0
37	31-10-2025	Stab. Naphtha to HGU FEED tank line drain lower (End Flange)	37	"	Flange	0	0	0	0	0	0
38	31-10-2025	Stab. Up Naphtha from tank line lower(I/V Gland)	38	2 Inch	Valve	0	0	0	0	0	0
39	31-10-2025	Stab. Up Naphtha from tank line lower(I/V U/S Flange)	39	"	Flange	385.8	0.00030 3438	0.00728 2512	385.8	0.00030343 8	0.007282 512

Sr.No.	Date	Location	Tag No.	Line Size	Componenet Type	Screening Value (PPM) before Repair	Emission Kg/Hr	Emission Kg/day	Screening Value (PPM) afterRepair	Emission Kg/Hr	Emission Kg/day
40	31-10-2025	Stab. Up Naphtha from tank line lower(I/V D/S Flange)	40	"	Flange	0	0	0	0	0	0
41	31-10-2025	Stab. Up Naphtha from tank line lower(I/V Flange/Bonnet)	41	"	Flange	0	0	0	0	0	0
42	31-10-2025	Stab. Up Naphtha from tank line upper(I/V Gland)	42	"	Valve	1023	0.000744	0.01784 7245	1023	0.000744	0.017847 245
43	31-10-2025	Stab. Up Naphtha from tank line upper(I/V U/S Flange)	43	"	Flange	0	0	0	0	0	0
44	31-10-2025	Stab. Up Naphtha from tank line upper(I/V D/S Flange)	44	"	Flange	0	0	0	0	0	0
45	31-10-2025	Stab. Up Naphtha from tank line upper(I/V Flange/Bonnet)	45	"	Flange	0	0	0	0	0	0
46	31-10-2025	Fuel gas to V-030 line lower(I/V Gland)	46	"	Valve	0	0	0	0	0	0
47	31-10-2025	Fuel gas to V-030 line lower(I/V U/S Flange)	47	"	Flange	0	0	0	0	0	0
48	31-10-2025	Fuel gas to V-030 line lower(I/V D/S Flange)	48	"	Flange	0	0	0	0	0	0
49	31-10-2025	Fuel gas to V-030 line lower(I/V Flange/Bonnet)	49	"	Flange	0	0	0	0	0	0
50	31-10-2025	Fuel gas to V-030 line upper(I/V Gland)	50	"	Valve	0	0	0	0	0	0
51	31-10-2025	Fuel gas to V-030 line upper(I/V U/S Flange)	51	"	Flange	0	0	0	0	0	0
52	31-10-2025	Fuel gas to V-030 line upper(I/V D/S Flange)	52	"	Flange	0	0	0	0	0	0
53	31-10-2025	Fuel gas to V-030 line upper(I/V Flange/Bonnet)	53	"	Flange	0	0	0	0	0	0
54	31-10-2025	81-PV-2521 (C/V Gland)	54	4 Inch	Valve	0	0	0	0	0	0
55	31-10-2025	81-PV-2521 (C/V U/S Flange)	55	"	Flange	0	0	0	0	0	0
56	31-10-2025	81-PV-2521 (C/V D/S Flange)	56	"	Flange	0	0	0	0	0	0
57	31-10-2025	81-PV-2521 (C/V Flange/Bonnet)	57	"	Flange	0	0	0	0	0	0
58	31-10-2025	81-PV-2521 U/S line (I/V Gland)	58	"	Valve	0	0	0	0	0	0
59	31-10-2025	81-PV-2521 U/S line (I/V U/S Flange)	59	"	Flange	0	0	0	0	0	0
60	31-10-2025	81-PV-2521 U/S line (I/V D/S Flange)	60	"	Flange	0	0	0	0	0	0
61	31-10-2025	81-PV-2521 U/S line (I/V Flange/Bonnet)	61	"	Flange	0	0	0	0	0	0
62	31-10-2025	81-PV-2521 D/S line (I/V Gland)	62	"	Valve	0	0	0	0	0	0
63	31-10-2025	81-PV-2521 D/S line (I/V U/S Flange)	63	"	Flange	0	0	0	0	0	0
64	31-10-2025	81-PV-2521 D/S line (I/V D/S Flange)	64	"	Flange	0	0	0	0	0	0
65	31-10-2025	81-PV-2521 D/S line (I/V Flange/Bonnet)	65	"	Flange	0	0	0	0	0	0
66	31-10-2025	81-PV-2521 Bypass line (I/V Gland)	66	3 Inch	Valve	0	0	0	0	0	0
67	31-10-2025	81-PV-2521 Bypass line (I/V U/S Flange)	67	"	Flange	0	0	0	0	0	0
68	31-10-2025	81-PV-2521 Bypass line (I/V D/S Flange)	68	"	Flange	0	0	0	0	0	0
69	31-10-2025	81-PV-2521 Bypass line (I/V Flange/Bonnet)	69	"	Flange	0	0	0	0	0	0
70	31-10-2025	81-PV-2521 U/S line drain line(I/V Gland)	70	0.5 Inch	Valve	0	0	0	0	0	0
71	31-10-2025	81-PV-2521 U/S line drain line(I/V Flange/Bonnet)	71	"	Flange	0	0	0	0	0	0
72	31-10-2025	81-PV-2521 U/S line drain line(End Flange)	72	"	Flange	0	0	0	0	0	0
73	31-10-2025	81-PV-2521 D/S line drain line(I/V Gland)	73	"	Valve	0	0	0	0	0	0
74	31-10-2025	81-PV-2521 D/S line drain line(I/V Flange/Bonnet)	74	"	Flange	0	0	0	0	0	0
75	31-10-2025	81-PV-2521 D/S line drain line(End Flange)	75	"	Flange	0	0	0	0	0	0
76	31-10-2025	81-FV-1104 (C/V Gland)	76	Insulation	Valve	0	0	0	0	0	0
77	31-10-2025	81-FV-1104 U/S line (I/V Gland)	77	"	Valve	0	0	0	0	0	0
78	31-10-2025	81-FV-1104 D/S line (I/V Gland)	78	"	Valve	0	0	0	0	0	0
79	31-10-2025	81-FV-1104 Bypass line (I/V Gland)	79	"	Valve	0	0	0	0	0	0

Sr.No.	Date	Location	Tag No.	Line Size	Componenet Type	Screening Value (PPM) before Repair	Emission Kg/Hr	Emission Kg/day	Screening Value (PPM) afterRepair	Emission Kg/Hr	Emission Kg/day
80	31-10-2025	81-FV-1104 U/S line drain line(I/V Gland)	80	0.5 Inch	Valve	0	0	0	0	0	0
81	31-10-2025	81-FV-1104 U/S line drain line(I/V Flange/Bonnet)	81	"	Flange	0	0	0	0	0	0
82	31-10-2025	81-FV-1104 U/S line drain line(End Flange)	82	"	Flange	0	0	0	0	0	0
83	31-10-2025	81-FV-1104 D/S line drain line(I/V Gland)	83	"	Valve	0	0	0	0	0	0
84	31-10-2025	81-FV-1104 D/S line drain line(I/V Flange/Bonnet)	84	"	Flange	0	0	0	0	0	0
85	31-10-2025	81-FV-1104 D/S line drain line(End Flange)	85	"	Flange	0	0	0	0	0	0
86	31-10-2025	81-FV-1101 (C/V Gland)	86	8 Inch	Valve	0	0	0	0	0	0
87	31-10-2025	81-FV-1101 (C/V U/S Flange)	87	"	Flange	0	0	0	0	0	0
88	31-10-2025	81-FV-1101 (C/V D/S Flange)	88	"	Flange	0	0	0	0	0	0
89	31-10-2025	81-FV-1101 (C/V Flange/Bonnet)	89	"	Flange	0	0	0	0	0	0
90	31-10-2025	81-FV-1101 U/S line (I/V Gland)	90	10 Inch	Valve	0	0	0	0	0	0
91	31-10-2025	81-FV-1101 U/S line (I/V U/S Flange)	91	"	Flange	0	0	0	0	0	0
92	31-10-2025	81-FV-1101 U/S line (I/V D/S Flange)	92	"	Flange	0	0	0	0	0	0
93	31-10-2025	81-FV-1101 U/S line (I/V Flange/Bonnet)	93	"	Flange	0	0	0	0	0	0
94	31-10-2025	81-FV-1101 D/S line (I/V Gland)	94	"	Valve	0	0	0	0	0	0
95	31-10-2025	81-FV-1101 D/S line (I/V U/S Flange)	95	"	Flange	0	0	0	0	0	0
96	31-10-2025	81-FV-1101 D/S line (I/V D/S Flange)	96	"	Flange	0	0	0	0	0	0
97	31-10-2025	81-FV-1101 D/S line (I/V Flange/Bonnet)	97	"	Flange	0	0	0	0	0	0
98	31-10-2025	81-FV-1101 Bypass line (I/V Gland)	98	8 Inch	Valve	0	0	0	0	0	0
99	31-10-2025	81-FV-1101 Bypass line (I/V U/S Flange)	99	"	Flange	0	0	0	0	0	0
100	31-10-2025	81-FV-1101 Bypass line (I/V D/S Flange)	100	"	Flange	0	0	0	0	0	0
101	31-10-2025	81-FV-1101 Bypass line (I/V Flange/Bonnet)	101	"	Flange	0	0	0	0	0	0
102	31-10-2025	81-FV-1101 U/S line drain line(I/V Gland)	102	0.5 Inch	Valve	0	0	0	0	0	0
103	31-10-2025	81-FV-1101 U/S line drain line(I/V Flange/Bonnet)	103	"	Flange	0	0	0	0	0	0
104	31-10-2025	81-FV-1101 U/S line drain line(End Flange)	104	"	Flange	0	0	0	0	0	0
105	31-10-2025	81-FV-1101 D/S line drain line(I/V Gland)	105	"	Valve	0	0	0	0	0	0
106	31-10-2025	81-FV-1101 D/S line drain line(I/V Flange/Bonnet)	106	"	Flange	0	0	0	0	0	0
107	31-10-2025	81-FV-1101 D/S line drain line(End Flange)	107	"	Flange	0	0	0	0	0	0
108	31-10-2025	81-FT-1101 (C/V Gland)	108	Insulation	Valve	0	0	0	0	0	0
109	31-10-2025	81-FT-1101 U/S line (I/V Gland)	109	"	Valve	0	0	0	0	0	0
110	31-10-2025	81-FT-1101 D/S line (I/V Gland)	110	"	Valve	0	0	0	0	0	0
111	31-10-2025	81-FT-1101 Bypass line (I/V Gland)	111	"	Valve	0	0	0	0	0	0
112	31-10-2025	81-FT-1101 U/S drain line(I/V Gland)	112	0.5 Inch	Valve	0	0	0	0	0	0
113	31-10-2025	81-FT-1101 U/S drain line(I/V Flange/Bonnet)	113	"	Flange	0	0	0	0	0	0
114	31-10-2025	81-FT-1101 U/S drain line(End Flange)	114	"	Flange	0	0	0	0	0	0
115	31-10-2025	81-FT-1101 D/S drain line(I/V Gland)	115	"	Valve	0	0	0	0	0	0
116	31-10-2025	81-FT-1101 D/S drain line(I/V Flange/Bonnet)	116	"	Flange	0	0	0	0	0	0
117	31-10-2025	81-FT-1101 D/S drain line(End Flange)	117	"	Flange	0	0	0	0	0	0
118	31-10-2025	81-PV-2302 (C/V Gland)	118	3 Inch	Valve	0	0	0	0	0	0
119	31-10-2025	81-PV-2302 (C/V U/S Flange)	119	"	Flange	0	0	0	0	0	0

Sr.No.	Date	Location	Tag No.	Line Size	Componenet Type	Screening Value (PPM) before Repair	Emission Kg/Hr	Emission Kg/day	Screening Value (PPM) afterRepair	Emission Kg/Hr	Emission Kg/day
120	31-10-2025	81-PV-2302 (C/V D/S Flange)	120	"	Flange	0	0	0	0	0	0
121	31-10-2025	81-PV-2302 (C/V Flange/Bonnet)	121	"	Flange	0	0	0	0	0	0
122	31-10-2025	81-PV-2302 U/S line (I/V Gland)	122	"	Valve	0	0	0	0	0	0
123	31-10-2025	81-PV-2302 U/S line (I/V U/S Flange)	123	"	Flange	0	0	0	0	0	0
124	31-10-2025	81-PV-2302 U/S line (I/V D/S Flange)	124	"	Flange	0	0	0	0	0	0
125	31-10-2025	81-PV-2302 U/S line (I/V Flange/Bonnet)	125	"	Flange	0	0	0	0	0	0
126	31-10-2025	81-PV-2302 D/S line (I/V Gland)	126	"	Valve	0	0	0	0	0	0
127	31-10-2025	81-PV-2302 D/S line (I/V U/S Flange)	127	"	Flange	0	0	0	0	0	0
128	31-10-2025	81-PV-2302 D/S line (I/V D/S Flange)	128	"	Flange	0	0	0	0	0	0
129	31-10-2025	81-PV-2302 D/S line (I/V Flange/Bonnet)	129	"	Flange	0	0	0	0	0	0
130	31-10-2025	81-PV-2302 Bypass line (I/V Gland)	130	3 Inch	Valve	0	0	0	0	0	0
131	31-10-2025	81-PV-2302 Bypass line (I/V U/S Flange)	131	"	Flange	0	0	0	0	0	0
132	31-10-2025	81-PV-2302 Bypass line (I/V D/S Flange)	132	"	Flange	0	0	0	0	0	0
133	31-10-2025	81-PV-2302 Bypass line (I/V Flange/Bonnet)	133	"	Flange	0	0	0	0	0	0
134	31-10-2025	81-PV-2302 U/S drain line(I/V Gland)	134	0.5 Inch	Valve	0	0	0	0	0	0
135	31-10-2025	81-PV-2302 U/S drain line(I/V Flange/Bonnet)	135	"	Flange	0	0	0	0	0	0
136	31-10-2025	81-PV-2302 U/S drain line(End Flange)	136	"	Flange	0	0	0	0	0	0
137	31-10-2025	81-PV-2302 D/S drain line(I/V Gland)	137	"	Valve	0	0	0	0	0	0
138	31-10-2025	81-PV-2302 D/S drain line(I/V Flange/Bonnet)	138	"	Flange	0	0	0	0	0	0
139	31-10-2025	81-PV-2302 D/S drain line(End Flange)	139	"	Flange	0	0	0	0	0	0
140	31-10-2025	81-FV-3303 (C/V Gland)	140	8 Inch	Valve	0	0	0	0	0	0
141	31-10-2025	81-FV-3303 (C/V U/S Flange)	141	"	Flange	0	0	0	0	0	0
142	31-10-2025	81-FV-3303 (C/V D/S Flange)	142	"	Flange	0	0	0	0	0	0
143	31-10-2025	81-FV-3303 (C/V Flange/Bonnet)	143	"	Flange	0	0	0	0	0	0
144	31-10-2025	81-FV-3303 U/S line (I/V Gland)	144	"	Valve	0	0	0	0	0	0
145	31-10-2025	81-FV-3303 U/S line (I/V U/S Flange)	145	"	Flange	0	0	0	0	0	0
146	31-10-2025	81-FV-3303 U/S line (I/V D/S Flange)	146	"	Flange	0	0	0	0	0	0
147	31-10-2025	81-FV-3303 U/S line (I/V Flange/Bonnet)	147	"	Flange	0	0	0	0	0	0
148	31-10-2025	81-FV-3303 D/S line (I/V Gland)	148	"	Valve	0	0	0	0	0	0
149	31-10-2025	81-FV-3303 D/S line (I/V U/S Flange)	149	"	Flange	0	0	0	0	0	0
150	31-10-2025	81-FV-3303 D/S line (I/V D/S Flange)	150	"	Flange	0	0	0	0	0	0
151	31-10-2025	81-FV-3303 D/S line (I/V Flange/Bonnet)	151	"	Flange	0	0	0	0	0	0
152	31-10-2025	81-FV-3303 Bypass line (I/V Gland)	152	6 Inch	Valve	0	0	0	0	0	0
153	31-10-2025	81-FV-3303 Bypass line (I/V U/S Flange)	153	"	Flange	0	0	0	0	0	0
154	31-10-2025	81-FV-3303 Bypass line (I/V D/S Flange)	154	"	Flange	0	0	0	0	0	0
155	31-10-2025	81-FV-3303 Bypass line (I/V Flange/Bonnet)	155	"	Flange	0	0	0	0	0	0
156	31-10-2025	81-FV-3303 U/S line drain line(I/V Gland)	156	0.5 Inch	Valve	0	0	0	0	0	0
157	31-10-2025	81-FV-3303 U/S line drain line(I/V Flange/Bonnet)	157	"	Flange	0	0	0	0	0	0
158	31-10-2025	81-FV-3303 U/S line drain line(End Flange)	158	"	Flange	0	0	0	0	0	0
159	31-10-2025	81-FV-3303 D/S line drain line(I/V Gland)	159	"	Valve	0	0	0	0	0	0

Sr.No.	Date	Location	Tag No.	Line Size	Componenet Type	Screening Value (PPM) before Repair	Emission Kg/Hr	Emission Kg/day	Screening Value (PPM) afterRepair	Emission Kg/Hr	Emission Kg/day
160	31-10-2025	81-FV-3303 D/S line drain line(I/V Flange/Bonnet)	160	"	Flange	0	0	0	0	0	0
161	31-10-2025	81-FV-3303 D/S line drain line(End Flange)	161	"	Flange	0	0	0	0	0	0
162	31-10-2025	81-FT-3303 (C/V U/S Flange)	162	8 Inch	Flange	0	0	0	0	0	0
163	31-10-2025	81-FT-3303 (C/V D/S Flange)	163	"	Flange	0	0	0	0	0	0
164	31-10-2025	81-FT-3303 U/S line (I/V Gland)	164	"	Valve	0	0	0	0	0	0
165	31-10-2025	81-FT-3303 U/S line (I/V U/S Flange)	165	"	Flange	0	0	0	0	0	0
166	31-10-2025	81-FT-3303 U/S line (I/V D/S Flange)	166	"	Flange	0	0	0	0	0	0
167	31-10-2025	81-FT-3303 U/S line (I/V Flange/Bonnet)	167	"	Flange	0	0	0	0	0	0
168	31-10-2025	81-FT-3303 D/S line (I/V Gland)	168	"	Valve	0	0	0	0	0	0
169	31-10-2025	81-FT-3303 D/S line (I/V U/S Flange)	169	"	Flange	0	0	0	0	0	0
170	31-10-2025	81-FT-3303 D/S line (I/V D/S Flange)	170	"	Flange	0	0	0	0	0	0
171	31-10-2025	81-FT-3303 D/S line (I/V Flange/Bonnet)	171	"	Flange	0	0	0	0	0	0
172	31-10-2025	81-FT-3303 Bypass line (I/V Gland)	172	"	Valve	0	0	0	0	0	0
173	31-10-2025	81-FT-3303 Bypass line (I/V U/S Flange)	173	"	Flange	0	0	0	0	0	0
174	31-10-2025	81-FT-3303 Bypass line (I/V D/S Flange)	174	"	Flange	0	0	0	0	0	0
175	31-10-2025	81-FT-3303 Bypass line (I/V Flange/Bonnet)	175	"	Flange	0	0	0	0	0	0
176	31-10-2025	81-FT-3303 U/S line drain line(I/V Gland)	176	0.5 Inch	Valve	0	0	0	0	0	0
177	31-10-2025	81-FT-3303 U/S line drain line(I/V Flange/Bonnet)	177	"	Flange	0	0	0	0	0	0
178	31-10-2025	81-FT-3303 U/S line drain line(End Flange)	178	"	Flange	0	0	0	0	0	0
179	31-10-2025	81-FT-3303 D/S line drain line(I/V Gland)	179	"	Valve	0	0	0	0	0	0
180	31-10-2025	81-FT-3303 D/S line drain line(I/V Flange/Bonnet)	180	"	Flange	0	0	0	0	0	0
181	31-10-2025	81-FT-3303 D/S line drain line(End Flange)	181	"	Flange	0	0	0	0	0	0
182	31-10-2025	81-FV-1301A (C/V Gland)	182	4 Inch	Valve	0	0	0	0	0	0
183	31-10-2025	81-FV-1301A (C/V U/S Flange)	183	"	Flange	0	0	0	0	0	0
184	31-10-2025	81-FV-1301A U/S line (I/V Gland)	184	Insulation	Valve	0	0	0	0	0	0
185	31-10-2025	81-FV-1301A D/S line (I/V Gland)	185	"	Valve	0	0	0	0	0	0
186	31-10-2025	81-FV-1301A Bypass line lower (I/V Gland)	186	"	Valve	0	0	0	0	0	0
187	31-10-2025	81-FV-1301A Bypass line upper (I/V Gland)	187	"	Valve	0	0	0	0	0	0
188	31-10-2025	81-FV-1301A U/S line drain line(I/V Gland)	188	0.5 Inch	Valve	0	0	0	0	0	0
189	31-10-2025	81-FV-1301A U/S line drain line(I/V Flange/Bonnet)	189	"	Flange	0	0	0	0	0	0
190	31-10-2025	81-FV-1301A U/S line drain line(End Flange)	190	"	Flange	0	0	0	0	0	0
191	31-10-2025	81-FV-1301A D/S line drain line(I/V Gland)	191	"	Valve	0	0	0	0	0	0
192	31-10-2025	81-FV-1301A D/S line drain line(I/V Flange/Bonnet)	192	"	Flange	0	0	0	0	0	0
193	31-10-2025	81-FV-1301A D/S line drain line(End Flange)	193	"	Flange	0	0	0	0	0	0
194	31-10-2025	81-FV-1301B (C/V Gland)	194	6 Inch	Valve	0	0	0	0	0	0
195	31-10-2025	81-FV-1301B (C/V U/S Flange)	195	"	Flange	0	0	0	0	0	0
196	31-10-2025	81-FV-1301B (C/V D/S Flange)	196	"	Flange	0	0	0	0	0	0
197	31-10-2025	81-FV-1301B (C/V Flange/Bonnet)	197	"	Flange	0	0	0	0	0	0
198	31-10-2025	81-FV-1301B U/S line (I/V Gland)	198	"	Valve	0	0	0	0	0	0
199	31-10-2025	81-FV-1301B U/S line (I/V U/S Flange)	199	"	Flange	0	0	0	0	0	0

Sr.No.	Date	Location	Tag No.	Line Size	Componenet Type	Screening Value (PPM) before Repair	Emission Kg/Hr	Emission Kg/day	Screening Value (PPM) afterRepair	Emission Kg/Hr	Emission Kg/day
200	31-10-2025	81-FV-1301B U/S line (I/V Flange/Bonnet)	200	"	Flange	0	0	0	0	0	0
201	31-10-2025	81-FV-1301B U/S line upper drain (I/V Gland)	201	0.5 Inch	Valve	0	0	0	0	0	0
202	31-10-2025	81-FV-1301B U/S line upper drain (I/V Flange/Bonnet)	202	"	Flange	0	0	0	0	0	0
203	31-10-2025	81-FV-1301B U/S line lower drain (I/V Gland)	203	"	Valve	0	0	0	0	0	0
204	31-10-2025	81-FV-1301B U/S line lower drain (I/V Flange/Bonnet)	204	"	Flange	0	0	0	0	0	0
205	31-10-2025	81-FV-1301B U/S line lower drain (End Flange)	205	"	Flange	0	0	0	0	0	0
206	31-10-2025	81-FV-1301B D/S line upper drain (I/V Gland)	206	0.5 Inch	Valve	0	0	0	0	0	0
207	31-10-2025	81-FV-1301B D/S line upper drain (I/V Flange/Bonnet)	207	"	Flange	0	0	0	0	0	0
208	31-10-2025	81-FV-1301B D/S line lower drain (I/V Gland)	208	"	Valve	0	0	0	0	0	0
209	31-10-2025	81-FV-1301B D/S line lower drain (I/V Flange/Bonnet)	209	"	Flange	0	0	0	0	0	0
210	31-10-2025	81-FV-1301B D/S line lower drain (End Flange)	210	"	Flange	0	0	0	0	0	0
211	01-11-2025	81-P-004A Suction line (I/V Gland)	211	6 Inch	Valve	0	0	0	0	0	0
212	01-11-2025	81-P-004A Suction line (I/V U/S Flange)	212	"	Flange	0	0	0	0	0	0
213	01-11-2025	81-P-004A Suction line (I/V D/S Flange)	213	"	Flange	0	0	0	0	0	0
214	01-11-2025	81-P-004A Suction line (I/V Flange/Bonnet)	214	"	Flange	0	0	0	0	0	0
215	01-11-2025	81-P-004A Discharge line (I/V Gland)	215	4 Inch	Valve	0	0	0	0	0	0
216	01-11-2025	81-P-004A Discharge line (I/V U/S Flange)	216	"	Flange	0	0	0	0	0	0
217	01-11-2025	81-P-004A Discharge line (I/V D/S Flange)	217	"	Flange	0	0	0	0	0	0
218	01-11-2025	81-P-004A Discharge line (I/V Flange/Bonnet)	218	"	Flange	0	0	0	0	0	0
219	01-11-2025	81-P-004A Discharge line (NRV Top Flange)	219	"	Flange	0	0	0	0	0	0
220	01-11-2025	81-P-004A Discharge line (NRV U/S Flange)	220	"	Flange	0	0	0	0	0	0
221	01-11-2025	81-P-004A Discharge line (NRV D/S Flange)	221	"	Flange	0	0	0	0	0	0
222	01-11-2025	81-P-004A Discharge line drain (I/V Gland)	222	0.5 Inch	Flange	0	0	0	0	0	0
223	01-11-2025	81-P-004A Discharge line drain (I/V Flange/Bonnet)	223	"	Flange	0	0	0	0	0	0
224	01-11-2025	81-P-004A Discharge line drain (End Flange)	224	"	Flange	0	0	0	0	0	0
225	01-11-2025	81-P-004B Suction line (I/V Gland)	225	6 Inch	Valve	0	0	0	0	0	0
226	01-11-2025	81-P-004B Suction line (I/V U/S Flange)	226	"	Flange	0	0	0	0	0	0
227	01-11-2025	81-P-004B Suction line (I/V D/S Flange)	227	"	Flange	0	0	0	0	0	0
228	01-11-2025	81-P-004B Suction line (I/V Flange/Bonnet)	228	"	Flange	0	0	0	0	0	0
229	01-11-2025	81-P-004B Discharge line (I/V Gland)	229	4 Inch	Valve	0	0	0	0	0	0
230	01-11-2025	81-P-004B Discharge line (I/V U/S Flange)	230	"	Flange	0	0	0	0	0	0
231	01-11-2025	81-P-004B Discharge line (I/V D/S Flange)	231	"	Flange	0	0	0	0	0	0
232	01-11-2025	81-P-004B Discharge line (I/V Flange/Bonnet)	232	"	Flange	0	0	0	0	0	0
233	01-11-2025	81-P-004B Discharge line (NRV Top Flange)	233	"	Flange	0	0	0	0	0	0
234	01-11-2025	81-P-004B Discharge line (NRV U/S Flange)	234	"	Flange	0	0	0	0	0	0
235	01-11-2025	81-P-004B Discharge line (NRV D/S Flange)	235	"	Flange	0	0	0	0	0	0
236	01-11-2025	81-P-004B Discharge line drain (I/V Gland)	236	0.5 Inch	Flange	0	0	0	0	0	0
237	01-11-2025	81-P-004B Discharge line drain (I/V Flange/Bonnet)	237	"	Flange	0	0	0	0	0	0
239	01-11-2025	81-P-004B Discharge line drain (End Flange)	239	"	Flange	0	0	0	0	0	0
240	01-11-2025	81-P-07A Suction line (I/V Gland)	240	3 Inch	Valve	0	0	0	0	0	0

Sr.No.	Date	Location	Tag No.	Line Size	Componenet Type	Screening Value (PPM) before Repair	Emission Kg/Hr	Emission Kg/day	Screening Value (PPM) afterRepair	Emission Kg/Hr	Emission Kg/day
241	01-11-2025	81-P-07A Suction line (I/V U/S Flange)	241	"	Flange	0	0	0	0	0	0
242	01-11-2025	81-P-07A Suction line (I/V D/S Flange)	242	"	Flange	0	0	0	0	0	0
243	01-11-2025	81-P-07A Suction line (I/V Flange/Bonnet)	243	"	Flange	0	0	0	0	0	0
244	01-11-2025	81-P-07A Discharge line (I/V Gland)	244	1.5 Inch	Valve	0	0	0	0	0	0
245	01-11-2025	81-P-07A Discharge line (I/V U/S Flange)	245	"	Flange	0	0	0	0	0	0
246	01-11-2025	81-P-07A Discharge line (I/V D/S Flange)	246	"	Flange	0	0	0	0	0	0
247	01-11-2025	81-P-07A Discharge line (I/V Flange/Bonnet)	247	"	Flange	0	0	0	0	0	0
248	01-11-2025	81-P-07A Discharge line (NRV Top Flange)	248	"	Flange	0	0	0	0	0	0
249	01-11-2025	81-P-07A Discharge line drain (I/V Gland)	249	0.5 Inch	Flange	0	0	0	0	0	0
250	01-11-2025	81-P-07A Discharge line drain (I/V Flange/Bonnet)	250	"	Flange	0	0	0	0	0	0
251	01-11-2025	81-P-07A Discharge line drain (End Flange)	251	"	Flange	0	0	0	0	0	0
252	01-11-2025	81-P-07B Suction line (I/V Gland)	252	3 Inch	Valve	0	0	0	0	0	0
253	01-11-2025	81-P-07B Suction line (I/V U/S Flange)	253	"	Flange	0	0	0	0	0	0
254	01-11-2025	81-P-07B Suction line (I/V D/S Flange)	254	"	Flange	0	0	0	0	0	0
255	01-11-2025	81-P-07B Suction line (I/V Flange/Bonnet)	255	"	Flange	0	0	0	0	0	0
256	01-11-2025	81-P-07B Discharge line (I/V Gland)	256	1.5 Inch	Valve	0	0	0	0	0	0
257	01-11-2025	81-P-07B Discharge line (I/V U/S Flange)	257	"	Flange	0	0	0	0	0	0
258	01-11-2025	81-P-07B Discharge line (I/V D/S Flange)	258	"	Flange	0	0	0	0	0	0
259	01-11-2025	81-P-07B Discharge line (I/V Flange/Bonnet)	259	"	Flange	0	0	0	0	0	0
260	01-11-2025	81-P-07B Discharge line (NRV Top Flange)	260	"	Flange	0	0	0	0	0	0
261	01-11-2025	81-P-07B Discharge line drain (I/V Gland)	261	0.5 Inch	Flange	0	0	0	0	0	0
262	01-11-2025	81-P-07B Discharge line drain (I/V Flange/Bonnet)	262	"	Flange	0	0	0	0	0	0
263	01-11-2025	81-P-07B Discharge line drain (End Flange)	263	"	Flange	0	0	0	0	0	0
264	01-11-2025	81-P-006A Suction line (I/V Gland)	264	Insulation	Valve	15.8	0.000051	0.00122 6786	15.8	0.000051	0.001226 786
265	01-11-2025	81-P-006A Discharge line (I/V Gland)	265	"	Valve	0	0	0	0	0	0
266	01-11-2025	81-P-006A Discharge line (NRV Top Flange)	266	"	Flange	0	0	0	0	0	0
267	01-11-2025	81-P-006A Discharge line drain (I/V Gland)	267	0.5 Inch	Valve	0	0	0	0	0	0
268	01-11-2025	81-P-006A Discharge line drain (I/V Flange/Bonnet)	268	"	Flange	0	0	0	0	0	0
269	01-11-2025	81-P-006A Discharge line drain (End Flange)	269	"	Flange	0	0	0	0	0	0
270	01-11-2025	81-P-006B Suction line (I/V Gland)	270	Insulation	Valve	5.9	0.000027	0.00065 1805	5.9	0.000027	0.000651 805
271	01-11-2025	81-P-006B Discharge line (I/V Gland)	271	"	Valve	0	0	0	0	0	0
272	01-11-2025	81-P-006B Discharge line (NRV Top Flange)	272	"	Flange	0	0	0	0	0	0
273	01-11-2025	81-P-006B Discharge line drain (I/V Gland)	273	0.5 Inch	Valve	0	0	0	0	0	0
274	01-11-2025	81-P-006B Discharge line drain (I/V Flange/Bonnet)	274	"	Flange	0	0	0	0	0	0
275	01-11-2025	81-P-006 Discharge line drain (End Flange)	275	"	Flange	0	0	0	0	0	0
276	01-11-2025	81-FV-1103 (C/V Gland)	276	6 Inch	Valve	0	0	0	0	0	0
277	01-11-2025	81-FV-1103 (C/V U/S Flange)	277	"	Flange	0	0	0	0	0	0
278	01-11-2025	81-FV-1103 (C/V D/S Flange)	278	"	Flange	0	0	0	0	0	0
279	01-11-2025	81-FV-1103 (C/V Flange/Bonnet)	279	"	Flange	0	0	0	0	0	0
280	01-11-2025	81-FV-1103 U/S line (I/V Gland)	280	"	Valve	0	0	0	0	0	0

Sr.No.	Date	Location	Tag No.	Line Size	Componenet Type	Screening Value (PPM) before Repair	Emission Kg/Hr	Emission Kg/day	Screening Value (PPM) afterRepair	Emission Kg/Hr	Emission Kg/day
281	01-11-2025	81-FV-1103 U/S line (I/V U/S Flange)	281	"	Flange	0	0	0	0	0	0
282	01-11-2025	81-FV-1103 U/S line (I/V D/S Flange)	282	"	Flange	0	0	0	0	0	0
283	01-11-2025	81-FV-1103 U/S line (I/V Flange/Bonnet)	283	"	Flange	0	0	0	0	0	0
284	01-11-2025	81-FV-1103 D/S line (I/V Gland)	284	"	Valve	0	0	0	0	0	0
285	01-11-2025	81-FV-1103 D/S line (I/V U/S Flange)	285	"	Flange	0	0	0	0	0	0
286	01-11-2025	81-FV-1103 D/S line (I/V D/S Flange)	286	"	Flange	0	0	0	0	0	0
287	01-11-2025	81-FV-1103 D/S line (I/V Flange/Bonnet)	287	"	Flange	0	0	0	0	0	0
288	01-11-2025	81-FV-1103 Bypass line (I/V Gland)	288	"	Valve	0	0	0	0	0	0
289	01-11-2025	81-FV-1103 Bypass line (I/V U/S Flange)	289	"	Flange	0	0	0	0	0	0
290	01-11-2025	81-FV-1103 Bypass line (I/V D/S Flange)	290	"	Flange	0	0	0	0	0	0
291	01-11-2025	81-FV-1103 Bypass line (I/V Flange/Bonnet)	291	"	Flange	0	0	0	0	0	0
292	01-11-2025	81-FV-1103 U/S line drain (I/V Gland)	292	0.5 Inch	Valve	0	0	0	0	0	0
293	01-11-2025	81-FV-1103 U/S line drain (I/V Flange/Bonnet)	293	"	Flange	0	0	0	0	0	0
294	01-11-2025	81-FV-1103 U/S line drain (End Flange)	294	"	Flange	0	0	0	0	0	0
295	01-11-2025	81-FV-1103 D/S line drain (I/V Gland)	295		Valve	0	0	0	0	0	0
296	01-11-2025	81-FV-1103 D/S line drain (I/V Flange/Bonnet)	296	"	Flange	0	0	0	0	0	0
297	01-11-2025	81-FV-1103 D/S line drain (End Flange)	297	"	Flange	0	0	0	0	0	0
298	01-11-2025	81-FT-1103 (FT U/S Flange)	298	6 Inch	Valve	0	0	0	0	0	0
299	01-11-2025	81-FT-1103 (FT D/S Flange)	299	"	Flange	0	0	0	0	0	0
300	01-11-2025	81-FT-1103 U/S line (I/V Gland)	300	"	Valve	0	0	0	0	0	0
301	01-11-2025	81-FT-1103 U/S line (I/V U/S Flange)	301	"	Flange	0	0	0	0	0	0
302	01-11-2025	81-FT-1103 U/S line (I/V D/S Flange)	302	"	Flange	0	0	0	0	0	0
303	01-11-2025	81-FT-1103 U/S line (I/V Flange/Bonnet)	303	"	Flange	0	0	0	0	0	0
304	01-11-2025	81-FT-1103 D/S line (I/V Gland)	304	"	Valve	0	0	0	0	0	0
305	01-11-2025	81-FT-1103 D/S line (I/V U/S Flange)	305	"	Flange	0	0	0	0	0	0
306	01-11-2025	81-FT-1103 D/S line (I/V D/S Flange)	306	"	Flange	0	0	0	0	0	0
307	01-11-2025	81-FT-1103 D/S line (I/V Flange/Bonnet)	307	"	Flange	0	0	0	0	0	0
308	01-11-2025	81-FT-1103 Bypass line (I/V Gland)	308	"	Valve	0	0	0	0	0	0
309	01-11-2025	81-FT-1103 Bypass line (I/V U/S Flange)	309	"	Flange	0	0	0	0	0	0
310	01-11-2025	81-FT-1103 Bypass line (I/V D/S Flange)	310	"	Flange	0	0	0	0	0	0
311	01-11-2025	81-FT-1103 Bypass line (I/V Flange/Bonnet)	311	"	Flange	0	0	0	0	0	0
312	01-11-2025	81-FT-1103 U/S line drain (I/V Gland)	312	0.5 Inch	Valve	0	0	0	0	0	0
313	01-11-2025	81-FT-1103 U/S line drain (I/V Flange/Bonnet)	313	"	Flange	0	0	0	0	0	0
314	01-11-2025	81-FT-1103 U/S line drain (End Flange)	314	"	Flange	0	0	0	0	0	0
315	01-11-2025	81-FT-1103 D/S line drain (I/V Gland)	315	0.5 Inch	Valve	0	0	0	0	0	0
316	01-11-2025	81-FT-1103 D/S line drain (I/V Flange/Bonnet)	316	"	Flange	0	0	0	0	0	0
317	01-11-2025	81-FT-1103 D/S line drain (End Flange)	317	"	Flange	0	0	0	0	0	0
318	01-11-2025	81-PV-2901B (C/V Gland)	318	3 Inch	Valve	0	0	0	0	0	0
319	01-11-2025	81-PV-2901B (C/V U/S Flange)	319	"	Flange	0	0	0	0	0	0
320	01-11-2025	81-PV-2901B (C/V D/S Flange)	320	"	Flange	0	0	0	0	0	0

Sr.No.	Date	Location	Tag No.	Line Size	Componenet Type	Screening Value (PPM) before Repair	Emission Kg/Hr	Emission Kg/day	Screening Value (PPM) afterRepair	Emission Kg/Hr	Emission Kg/day
321	01-11-2025	81-PV-2901B (C/V Flange/Bonnet)	321	"	Flange	0	0	0	0	0	0
322	01-11-2025	81-PV-2901B U/S line (I/V Gland)	322	6 Inch	Valve	0	0	0	0	0	0
323	01-11-2025	81-PV-2901B U/S line (I/V U/S Flange)	323	"	Flange	0	0	0	0	0	0
324	01-11-2025	81-PV-2901B U/S line (I/V D/S Flange)	324	"	Flange	0	0	0	0	0	0
325	01-11-2025	81-PV-2901B U/S line (I/V Flange/Bonnet)	325	"	Flange	0	0	0	0	0	0
326	01-11-2025	81-PV-2901B D/S line (I/V Gland)	326	"	Valve	0	0	0	0	0	0
327	01-11-2025	81-PV-2901B D/S line (I/V U/S Flange)	327	"	Flange	0	0	0	0	0	0
328	01-11-2025	81-PV-2901B D/S line (I/V D/S Flange)	328	"	Flange	0	0	0	0	0	0
329	01-11-2025	81-PV-2901B D/S line (I/V Flange/Bonnet)	329	"	Flange	0	0	0	0	0	0
330	01-11-2025	81-PV-2901B Bypass line (I/V Gland)	330	3 Inch	Valve	0	0	0	0	0	0
331	01-11-2025	81-PV-2901B Bypass line (I/V U/S Flange)	331	"	Flange	0	0	0	0	0	0
332	01-11-2025	81-PV-2901B Bypass line (I/V D/S Flange)	332	"	Flange	0	0	0	0	0	0
333	01-11-2025	81-PV-2901B Bypass line (I/V Flange/Bonnet)	333	"	Flange	0	0	0	0	0	0
334	01-11-2025	81-PV-2901B U/S line drain (I/V Gland)	334	0.5 Inch	Valve	0	0	0	0	0	0
335	01-11-2025	81-PV-2901B U/S line drain (I/V Flange/Bonnet)	335	"	Flange	0	0	0	0	0	0
336	01-11-2025	81-PV-2901B U/S line drain (End Flange)	336	"	Flange	0	0	0	0	0	0
337	01-11-2025	81-PV-2901B D/S line drain (I/V Gland)	337		Valve	0	0	0	0	0	0
338	01-11-2025	81-PV-2901B D/S line drain (I/V Flange/Bonnet)	338	"	Flange	0	0	0	0	0	0
339	01-11-2025	81-PV-2901B D/S line drain (End Flange)	339	"	Flange	0	0	0	0	0	0
340	04-11-2025	81-PV-2901A (C/V Gland)	340	3 Inch	Valve	0	0	0	0	0	0
341	04-11-2025	81-PV-2901A (C/V U/S Flange)	341	"	Flange	0	0	0	0	0	0
342	04-11-2025	81-PV-2901A (C/V D/S Flange)	342	"	Flange	0	0	0	0	0	0
343	04-11-2025	81-PV-2901A (C/V Flange/Bonnet)	343	"	Flange	0	0	0	0	0	0
344	04-11-2025	81-PV-2901A U/S line (I/V Gland)	344	6 Inch	Valve	0	0	0	0	0	0
345	04-11-2025	81-PV-2901A U/S line (I/V U/S Flange)	345	"	Flange	0	0	0	0	0	0
346	04-11-2025	81-PV-2901A U/S line (I/V D/S Flange)	346	"	Flange	0	0	0	0	0	0
347	04-11-2025	81-PV-2901A U/S line (I/V Flange/Bonnet)	347	"	Flange	0	0	0	0	0	0
348	04-11-2025	81-PV-2901A D/S line (I/V Gland)	348	"	Valve	0	0	0	0	0	0
349	04-11-2025	81-PV-2901A D/S line (I/V U/S Flange)	349	"	Flange	0	0	0	0	0	0
350	04-11-2025	81-PV-2901A D/S line (I/V D/S Flange)	350	"	Flange	0	0	0	0	0	0
351	04-11-2025	81-PV-2901A D/S line (I/V Flange/Bonnet)	351	"	Flange	0	0	0	0	0	0
352	04-11-2025	81-PV-2901A Bypass line (I/V Gland)	352	3 Inch	Valve	0	0	0	0	0	0
353	04-11-2025	81-PV-2901A Bypass line (I/V U/S Flange)	353	"	Flange	0	0	0	0	0	0
354	04-11-2025	81-PV-2901A Bypass line (I/V D/S Flange)	354	"	Flange	0	0	0	0	0	0
355	04-11-2025	81-PV-2901A Bypass line (I/V Flange/Bonnet)	355	"	Flange	0	0	0	0	0	0
356	04-11-2025	81-PV-2901A U/S line drain (I/V Gland)	356	0.5 Inch	Valve	0	0	0	0	0	0
357	04-11-2025	81-PV-2901A U/S line drain (I/V Flange/Bonnet)	357	"	Flange	0	0	0	0	0	0
358	04-11-2025	81-PV-2901A U/S line drain (End Flange)	358	"	Flange	0	0	0	0	0	0
359	04-11-2025	81-PV-2901A D/S line drain (I/V Gland)	359		Valve	0	0	0	0	0	0
360	04-11-2025	81-PV-2901A D/S line drain (I/V Flange/Bonnet)	360	"	Flange	0	0	0	0	0	0

Sr.No.	Date	Location	Tag No.	Line Size	Componenet Type	Screening Value (PPM) before Repair	Emission Kg/Hr	Emission Kg/day	Screening Value (PPM) afterRepair	Emission Kg/Hr	Emission Kg/day
361	04-11-2025	81-PV-2901A D/S line drain (End Flange)	361	"	Flange	0	0	0	0	0	0
362	04-11-2025	81-FV-2504 (C/V Gland)	362	3 Inch	Valve	16.5	0.000053	0.00126 1408	16.5	0.000053	0.001261 408
363	04-11-2025	81-FV-2504 (C/V U/S Flange)	363	"	Flange	0	0	0	0	0	0
364	04-11-2025	81-FV-2504 (C/V D/S Flange)	364	"	Flange	0	0	0	0	0	0
365	04-11-2025	81-FV-2504 (C/V Flange/Bonnet)	365	"	Flange	0	0	0	0	0	0
366	04-11-2025	81-FV-2504 U/S line (I/V Gland)	366	"	Valve	0	0	0	0	0	0
367	04-11-2025	81-FV-2504 U/S line (I/V U/S Flange)	367	"	Flange	0	0	0	0	0	0
368	04-11-2025	81-FV-2504 U/S line (I/V D/S Flange)	368	"	Flange	0	0	0	0	0	0
369	04-11-2025	81-FV-2504 U/S line (I/V Flange/Bonnet)	369	"	Flange	0	0	0	0	0	0
370	04-11-2025	81-FV-2504 D/S line (I/V Gland)	370	"	Valve	0	0	0	0	0	0
371	04-11-2025	81-FV-2504 D/S line (I/V U/S Flange)	371	"	Flange	0	0	0	0	0	0
372	04-11-2025	81-FV-2504 D/S line (I/V D/S Flange)	372	"	Flange	0	0	0	0	0	0
373	04-11-2025	81-FV-2504 D/S line (I/V Flange/Bonnet)	373	"	Flange	0	0	0	0	0	0
374	04-11-2025	81-FV-2504 Bypass line (I/V Gland)	374	2 Inch	Valve	0	0	0	0	0	0
375	04-11-2025	81-FV-2504 Bypass line (I/V U/S Flange)	375	"	Flange	0	0	0	0	0	0
376	04-11-2025	81-FV-2504 Bypass line (I/V D/S Flange)	376	"	Flange	0	0	0	0	0	0
377	04-11-2025	81-FV-2504 Bypass line (I/V Flange/Bonnet)	377	"	Flange	0	0	0	0	0	0
378	04-11-2025	81-FV-2504 U/S line drain (I/V Gland)	378	0.5 Inch	Valve	0	0	0	0	0	0
379	04-11-2025	81-FV-2504 U/S line drain (I/V Flange/Bonnet)	379	"	Flange	0	0	0	0	0	0
380	04-11-2025	81-FV-2504 U/S line drain (End Flange)	380	"	Flange	0	0	0	0	0	0
381	04-11-2025	81-FV-2504 D/S line drain (I/V Gland)	381		Valve	0	0	0	0	0	0
382	04-11-2025	81-FV-2504 D/S line drain (I/V Flange/Bonnet)	382	"	Flange	0	0	0	0	0	0
383	04-11-2025	81-FV-2504 D/S line drain (End Flange)	383	"	Flange	0	0	0	0	0	0
384	04-11-2025	81-UV-2501 (U/S Flange)	384	3 Inch	Flange	0	0	0	0	0	0
385	04-11-2025	81-UV-2501 (D/S Flange)	385	"	Valve	0	0	0	0	0	0
386	04-11-2025	81-UV-2501 D/S line (I/V Gland)	386	"	Flange	0	0	0	0	0	0
387	04-11-2025	81-UV-2501D/S line (I/V U/S Flange)	387	"	Flange	0	0	0	0	0	0
388	04-11-2025	81-UV-2501 D/S line (I/V D/S Flange)	388	"	Flange	0	0	0	0	0	0
389	04-11-2025	81-UV-2501 D/S line (I/V Flange/Bonnet)	389	"	Flange	0	0	0	0	0	0
390	04-11-2025	81-FV-2504 D/S line (NRV Top Flange)	390	"	Flange	0	0	0	0	0	0
391	04-11-2025	81-FT-2504 U/S Flange)	391	3 Inch	Flange	0	0	0	0	0	0
392	04-11-2025	81-FT-2504 D/S Flange)	392	"	Flange	0	0	0	0	0	0
393	04-11-2025	81-FT-2504 U/S line (I/V Gland)	393	"	Valve	0	0	0	0	0	0
394	04-11-2025	81-FT-2504 U/S line (I/V U/S Flange)	394	"	Flange	0	0	0	0	0	0
395	04-11-2025	81-FT-2504 U/S line (I/V D/S Flange)	395	"	Flange	0	0	0	0	0	0
396	04-11-2025	81-FT-2504 U/S line (I/V Flange/Bonnet)	396	"	Flange	0	0	0	0	0	0
397	04-11-2025	81-FT-2504 D/S line (I/V Gland)	397	"	Valve	7.3	0.000031	0.00074 7282	7.3	0.000031	0.000747 282
398	04-11-2025	81-FT-2504 D/S line (I/V U/S Flange)	398	"	Flange	0	0	0	0	0	0
399	04-11-2025	81-FT-2504 D/S line (I/V D/S Flange)	399	"	Flange	4.6	0.000133047	0.00319 3128	4.6	0.000133047	0.003193 128
400	04-11-2025	81-FT-2504 D/S line (I/V Flange/Bonnet)	400	"	Flange	0	0	0	0	0	0

Sr.No.	Date	Location	Tag No.	Line Size	Componenet Type	Screening Value (PPM) before Repair	Emission Kg/Hr	Emission Kg/day	Screening Value (PPM) afterRepair	Emission Kg/Hr	Emission Kg/day
401	04-11-2025	81-FT-2504 Bypass line (I/V Gland)	401	"	Valve	0	0	0	0	0	0
402	04-11-2025	81-FT-2504 Bypass line (I/V U/S Flange)	402	"	Flange	0	0	0	0	0	0
403	04-11-2025	81-FT-2504 Bypass line (I/V D/S Flange)	403	"	Flange	0	0	0	0	0	0
404	04-11-2025	81-FT-2504 Bypass line (I/V Flange/Bonnet)	404	"	Flange	0	0	0	0	0	0
405	04-11-2025	81-FT-2504 drain (I/V Gland)	405	0.5 Inch	Valve	0	0	0	0	0	0
406	04-11-2025	81-FT-2504 drain (I/V Flange/Bonnet)	406	"	Flange	0	0	0	0	0	0
407	04-11-2025	81-FT-2504 drain (End Flange)	407	"	Flange	0	0	0	0	0	0
408	04-11-2025	81-FV-2502 (C/V Gland)	408	Insulation	Valve	0	0	0	0	0	0
409	04-11-2025	81-FV-2502 U/S line (I/V Gland)	409	"	Valve	0	0	0	0	0	0
410	04-11-2025	81-FV-2502 D/S line (I/V Gland)	410	"	Valve	0	0	0	0	0	0
411	04-11-2025	81-FV-2502 Bypass line (I/V Gland)	411	"	Valve	0	0	0	0	0	0
412	04-11-2025	81-FV-2502 U/S line drain line(I/V Gland)	412	0.5 Inch	Valve	0	0	0	0	0	0
413	04-11-2025	81-FV-2502 U/S line drain line(I/V Flange/Bonnet)	413	"	Flange	0	0	0	0	0	0
414	04-11-2025	81-FV-2502 U/S line drain line(End Flange)	414	"	Flange	0	0	0	0	0	0
415	04-11-2025	81-FV-2502 D/S line drain line(I/V Gland)	415	"	Valve	0	0	0	0	0	0
416	04-11-2025	81-FV-2502 D/S line drain line(I/V Flange/Bonnet)	416	"	Flange	0	0	0	0	0	0
417	04-11-2025	81-FV-2502 D/S line drain line(End Flange)	417	"	Flange	0	0	0	0	0	0
418	04-11-2025	81-LV-2503 (C/V Gland)	418	Insulation	Valve	0	0	0	0	0	0
419	04-11-2025	81-LV-2503 U/S line (I/V Gland)	419	"	Valve	0	0	0	0	0	0
420	04-11-2025	81-LV-2503 D/S line (I/V Gland)	420	"	Valve	0	0	0	0	0	0
421	04-11-2025	81-LV-2503 Bypass line (I/V Gland)	421	"	Valve	0	0	0	0	0	0
422	04-11-2025	81-LV-2503 U/S line drain line(I/V Gland)	422	0.5 Inch	Valve	0	0	0	0	0	0
423	04-11-2025	81-LV-2503 U/S line drain line(I/V Flange/Bonnet)	423	"	Flange	0	0	0	0	0	0
424	04-11-2025	81-LV-2503 U/S line drain line(End Flange)	424	"	Flange	0	0	0	0	0	0
425	04-11-2025	81-LV-2503 D/S line drain line(I/V Gland)	425	"	Valve	0	0	0	0	0	0
426	04-11-2025	81-LV-2503 D/S line drain line(I/V Flange/Bonnet)	426	"	Flange	0	0	0	0	0	0
427	04-11-2025	81-LV-2503 D/S line drain line(End Flange)	427	"	Flange	0	0	0	0	0	0
428	04-11-2025	81-FV-2301 (C/V Gland)	428	3 Inch	Valve	0	0	0	0	0	0
429	04-11-2025	81-FV-2301 (C/V U/S Flange)	429	"	Flange	0	0	0	0	0	0
430	04-11-2025	81-FV-2301 (C/V D/S Flange)	430	"	Flange	0	0	0	0	0	0
431	04-11-2025	81-FV-2301 (C/V Flange/Bonnet)	431	"	Flange	0	0	0	0	0	0
432	04-11-2025	81-FV-2301 U/S line (I/V Gland)	432	"	Valve	0	0	0	0	0	0
433	04-11-2025	81-FV-2301 U/S line (I/V U/S Flange)	433	"	Flange	0	0	0	0	0	0
434	04-11-2025	81-FV-2301 U/S line (I/V D/S Flange)	434	"	Flange	0	0	0	0	0	0
435	04-11-2025	81-FV-2301 U/S line (I/V Flange/Bonnet)	435	"	Flange	0	0	0	0	0	0
436	04-11-2025	81-FV-2301 D/S line (I/V Gland)	436	"	Valve	0	0	0	0	0	0
437	04-11-2025	81-FV-2301 D/S line (I/V U/S Flange)	437	"	Flange	0	0	0	0	0	0
438	04-11-2025	81-FV-2301 D/S line (I/V D/S Flange)	438	"	Flange	0	0	0	0	0	0
439	04-11-2025	81-FV-2301 D/S line (I/V Flange/Bonnet)	439	"	Flange	0	0	0	0	0	0
440	04-11-2025	81-FV-2301 Bypass line (I/V Gland)	440	2 Inch	Valve	0	0	0	0	0	0

Sr.No.	Date	Location	Tag No.	Line Size	Componenet Type	Screening Value (PPM) before Repair	Emission Kg/Hr	Emission Kg/day	Screening Value (PPM) afterRepair	Emission Kg/Hr	Emission Kg/day
440	04-11-2025	81-FV-2301 Bypass line (I/V U/S Flange)	440	"	Flange	0	0	0	0	0	0
441	04-11-2025	81-FV-2301 Bypass line (I/V D/S Flange)	441	"	Flange	0	0	0	0	0	0
442	04-11-2025	81-FV-2301 Bypass line (I/V Flange/Bonnet)	442	"	Flange	0	0	0	0	0	0
443	04-11-2025	81-FV-2301 U/S line drain (I/V Gland)	443	0.5 Inch	Valve	0	0	0	0	0	0
444	04-11-2025	81-FV-2301 U/S line drain (I/V Flange/Bonnet)	444	"	Flange	0	0	0	0	0	0
445	04-11-2025	81-FV-2301 U/S line drain (End Flange)	445	"	Flange	0	0	0	0	0	0
446	04-11-2025	81-FV-2301 D/S line drain (I/V Gland)	446	"	Valve	0	0	0	0	0	0
447	04-11-2025	81-FV-2301 D/S line drain (I/V Flange/Bonnet)	447	"	Flange	0	0	0	0	0	0
448	04-11-2025	81-FV-2301 D/S line drain (End Flange)	448	"	Flange	0	0	0	0	0	0
449	04-11-2025	81-F 001 FG Burner no.1 (A/V Gland)	449	1.5 Inch	Valve	0	0	0	0	0	0
450	04-11-2025	81-F 001 FG Burner no.1 (A/V U/S Flange))	450	"	Flange	0	0	0	0	0	0
451	04-11-2025	81-F 001 FG Burner no.1 (A/V D/S Flange))	451	"	Flange	0	0	0	0	0	0
452	04-11-2025	81-F 001 Pilot Burner no.1 (A/V Gland)	452	"	Valve	0	0	0	0	0	0
453	04-11-2025	81-F 001 Pilot Burner no.1 (A/V U/S Flange))	453	"	Flange	0	0	0	0	0	0
454	04-11-2025	81-F 001 Pilot Burner no.1 (A/V D/S Flange))	454	"	Flange	0	0	0	0	0	0
455	04-11-2025	81-F 001 FG Burner no.2 (A/V Gland)	455	"	Valve	0	0	0	0	0	0
456	04-11-2025	81-F 001 FG Burner no.2 (A/V U/S Flange))	456	"	Flange	0	0	0	0	0	0
457	04-11-2025	81-F 001 FG Burner no.2 (A/V D/S Flange))	457	"	Flange	0	0	0	0	0	0
458	04-11-2025	81-F 001 Pilot Burner no.2 (A/V Gland)	458	"	Valve	0	0	0	0	0	0
459	04-11-2025	81-F 001 Pilot Burner no.2 (A/V U/S Flange))	459	"	Flange	0	0	0	0	0	0
460	04-11-2025	81-F 001 Pilot Burner no.2 (A/V D/S Flange))	460	"	Flange	0	0	0	0	0	0
461	04-11-2025	81-F 001 FG Burner no.3 (A/V Gland)	461	"	Valve	0	0	0	0	0	0
462	04-11-2025	81-F 001 FG Burner no.3 (A/V U/S Flange))	462	"	Flange	0	0	0	0	0	0
463	04-11-2025	81-F 001 FG Burner no.3 (A/V D/S Flange))	463	"	Flange	0	0	0	0	0	0
464	04-11-2025	81-F 001 Pilot Burner no.3 (A/V Gland)	464	"	Valve	0	0	0	0	0	0
465	04-11-2025	81-F 001 Pilot Burner no.3 (A/V U/S Flange))	465	"	Flange	0	0	0	0	0	0
466	04-11-2025	81-F 001 Pilot Burner no.3 (A/V D/S Flange))	466	"	Flange	0	0	0	0	0	0
467	04-11-2025	81-F 001 FG Burner no.4 (A/V Gland)	467	"	Valve	0	0	0	0	0	0
468	04-11-2025	81-F 001 FG Burner no.4 (A/V U/S Flange))	468	"	Flange	0	0	0	0	0	0
469	04-11-2025	81-F 001 FG Burner no.4 (A/V D/S Flange))	469	"	Flange	0	0	0	0	0	0
470	04-11-2025	81-F 001 Pilot Burner no.4 (A/V Gland)	470	"	Valve	0	0	0	0	0	0
471	04-11-2025	81-F 001 Pilot Burner no.4 (A/V U/S Flange))	471	"	Flange	0	0	0	0	0	0
472	04-11-2025	81-F 001 Pilot Burner no.4 (A/V D/S Flange))	472	"	Flange	0	0	0	0	0	0
473	04-11-2025	81-F 001 FG Burner no.5 (A/V Gland)	473	"	Valve	0	0	0	0	0	0
474	04-11-2025	81-F 001 FG Burner no.5 (A/V U/S Flange))	474	"	Flange	0	0	0	0	0	0
475	04-11-2025	81-F 001 FG Burner no.5 (A/V D/S Flange))	475	"	Flange	0	0	0	0	0	0
476	04-11-2025	81-F 001 Pilot Burner no.5 (A/V Gland)	476	"	Valve	0	0	0	0	0	0
478	04-11-2025	81-F 001 Pilot Burner no.5 (A/V U/S Flange))	478	"	Flange	0	0	0	0	0	0
479	04-11-2025	81-F 001 Pilot Burner no.5 (A/V D/S Flange))	479	"	Flange	0	0	0	0	0	0
480	04-11-2025	81-F 001 FG Burner no.6 (A/V Gland)	480	"	Valve	0	0	0	0	0	0

Sr.No.	Date	Location	Tag No.	Line Size	Componenet Type	Screening Value (PPM) before Repair	Emission Kg/Hr	Emission Kg/day	Screening Value (PPM) afterRepair	Emission Kg/Hr	Emission Kg/day
481	04-11-2025	81-F 001 FG Burner no.6 (A/V U/S Flange))	481	"	Flange	0	0	0	0	0	0
482	04-11-2025	81-F 001 FG Burner no.6 (A/V D/S Flange))	482	"	Flange	0	0	0	0	0	0
483	04-11-2025	81-F 001 Pilot Burner no.6 (A/V Gland)	483	"	Valve	0	0	0	0	0	0
484	04-11-2025	81-F 001 Pilot Burner no.6 (A/V U/S Flange))	484	"	Flange	0	0	0	0	0	0
485	04-11-2025	81-F 001 Pilot Burner no.6 (A/V D/S Flange))	485	"	Flange	0	0	0	0	0	0

Sr.No.	Date	Location	Tag No.	Line Size	Componenet Type	Screening Value (PPM) before Repair	Emission Kg/Hr	Emission Kg/day	Screening Value (PPM) afterRepair	Emission Kg/Hr	Emission Kg/day
HGU											
1	05-11-2025	SR.Naptha from tank line 1st (I/V Gland)	1	3 Inch	Valve	0	0	0	0	0	0
2	05-11-2025	SR.Naptha from tank line 1st (I/V U/S Flange)	2	"	Flange	0	0	0	0	0	0
3	05-11-2025	SR.Naptha from tank line 1st (I/V D/S Flange)	3	"	Flange	0	0	0	0	0	0
4	05-11-2025	SR.Naptha from tank line 1st (I/V Bonnet)	4	"	Bonnet	0	0	0	0	0	0
5	05-11-2025	SR.Naptha from tank line 2nd (I/V Gland)	5	3 Inch	Valve	0	0	0	0	0	0
6	05-11-2025	SR.Naptha from tank line 2nd (I/V U/S Flange)	6	"	Flange	0	0	0	0	0	0
7	05-11-2025	SR.Naptha from tank line 2nd (I/V D/S Flange)	7	"	Flange	0	0	0	0	0	0
8	05-11-2025	SR.Naptha from tank line 2nd (I/V Bonnet)	8	"	Bonnet	0	0	0	0	0	0
9	05-11-2025	SR.Naptha from tank line (NRV U/S Flange)	9	"	Flange	0	0	0	0	0	0
10	05-11-2025	SR.Naptha from tank line (NRV D/S Flange)	10	"	Flange	0	0	0	0	0	0
11	05-11-2025	SR.Naptha from tank line (NRV Top Flange)	11	"	Flange	0	0	0	0	0	0
12	05-11-2025	SR.Naptha from tank line drain (I/V Gland)	12	0.5 Inch	Valve	0	0	0	0	0	0
13	05-11-2025	SR.Naptha from tank line drain (I/V Bonnet)	13	"	Flange	0	0	0	0	0	0
14	05-11-2025	SR.Naptha from tank line drain (I/V End Flange)	14	"	Flange	0	0	0	0	0	0
15	05-11-2025	Coker Naptha to V-05 line NRV (I/V Gland)	15	2 Inch	Valve	0	0	0	0	0	0
16	05-11-2025	Coker Naptha to V-05 line NRV (I/V U/S Flange)	16	"	Flange	0	0	0	0	0	0
17	05-11-2025	Coker Naptha to V-05 line NRV (I/V D/S Flange)	17	"	Flange	0	0	0	0	0	0
18	05-11-2025	Coker Naptha to V-05 line NRV (I/V Bonnet)	18	"	Bonnet	0	0	0	0	0	0
19	05-11-2025	Coker Naptha to V-05 line NRV (NRV U/S Flange)	19	"	Flange	0	0	0	0	0	0
20	05-11-2025	Coker Naptha to V-05 line NRV (NRV D/S Flange)	20	"	Flange	0	0	0	0	0	0
21	05-11-2025	Coker Naptha to V-05 line NRV (NRV Top Flange)	21	"	Flange	0	0	0	0	0	0
22	05-11-2025	Stab. Naptha to V-01 drain line (I/V Gland)	22	0.5 Inch	Valve	0	0	0	0	0	0
23	05-11-2025	Stab. Naptha to V-01 drain line (I/V Bonnet)	23	"	Bonnet	0	0	0	0	0	0
24	05-11-2025	Stab. Naptha to V-01 drain line (I/V End Flange)	24	"	Flange	0	0	0	0	0	0
25	05-11-2025	SR. Naptha to V-05 line (I/V Gland)	25	1.5 Inch	Valve	0	0	0	0	0	0
26	05-11-2025	SR. Naptha to V-05 line (I/V Bonnet)	26	"	Bonnet	0	0	0	0	0	0
27	05-11-2025	SR. Naptha to V-05 line drain (I/V Gland)	27	0.5 Inch	Valve	0	0	0	0	0	0
28	05-11-2025	SR. Naptha to V-05 line drain (I/V Bonnet)	28	"	Bonnet	0	0	0	0	0	0
29	05-11-2025	SR. Naptha to V-05 line drain (I/V End Flange)	29	"	Flange	0	0	0	0	0	0
30	05-11-2025	Coker Naptha to V-05 line I/V (I/V Gland)	30	2 Inch	Valve	0	0	0	0	0	0
31	05-11-2025	Coker Naptha to V-05 line (I/V U/S Flange)	31	"	Flange	0	0	0	0	0	0
32	05-11-2025	Coker Naptha to V-05 line (I/V D/S Flange)	32	"	Flange	0	0	0	0	0	0
33	05-11-2025	Coker Naptha to V-05 line (I/V Bonnet)	33	"	Bonnet	0	0	0	0	0	0
34	05-11-2025	Coker Naptha to V-05 line (NRV U/S Flange)	34	"	Flange	0	0	0	0	0	0
35	05-11-2025	Coker Naptha to V-05 line (NRV D/S Flange)	35	"	Flange	0	0	0	0	0	0
36	05-11-2025	Coker Naptha to V-05 line (NRV Top Flange)	36	"	Flange	0	0	0	0	0	0
37	05-11-2025	Coker Naptha to V-05 line 2nd I/V (I/V Gland)	37	"	Valve	0	0	0	0	0	0
38	05-11-2025	Coker Naptha to V-05 line 2nd (I/V U/S Flange)	38	"	Flange	0	0	0	0	0	0
39	05-11-2025	Coker Naptha to V-05 line 2nd (I/V D/S Flange)	39	"	Flange	0	0	0	0	0	0

Sr.No.	Date	Location	Tag No.	Line Size	Componenet Type	Screening Value (PPM) before Repair	Emission Kg/Hr	Emission Kg/day	Screening Value (PPM) afterRepair	Emission Kg/Hr	Emission Kg/day
40	05-11-2025	Coker Naptha to V-05 line 2nd (I/V Bonnet)	40	"	Bonnet	0	0	0	0	0	0
41	05-11-2025	Coker Naptha to V-05 drain line I/V (I/V Gland)	41	"	Valve	0	0	0	0	0	0
42	05-11-2025	Coker Naptha to V-05 drain line (I/V Bonnet)	42	"	Bonnet	0	0	0	0	0	0
43	05-11-2025	Coker Naptha to V-05 drain line (End Flange)	43	"	Flange	0	0	0	0	0	0
44	05-11-2025	82-P-005A Suction line (I/V Gland)	44	2 Inch	Valve	0	0	0	0	0	0
45	05-11-2025	82-P-005A Suction line (I/V U/S Flange)	45	"	Flange	0	0	0	0	0	0
46	05-11-2025	82-P-005A Suction line (I/V D/S Flange)	46	"	Flange	0	0	0	0	0	0
47	05-11-2025	82-P-005A Suction line (I/V Bonnet)	47	"	Bonnet	0	0	0	0	0	0
48	05-11-2025	82-P-005A Dicharge line(I/V Gland)	48	1.5 Inch	Valve	0	0	0	0	0	0
49	05-11-2025	82-P-005A Dicharge line(I/V U/S Flange)	49	"	Flange	0	0	0	0	0	0
50	05-11-2025	82-P-005A Dicharge line(I/V D/S Flange)	50	"	Flange	0	0	0	0	0	0
51	05-11-2025	82-P-005A Dicharge line(I/V Bonnet)	51	"	Bonnet	0	0	0	0	0	0
52	05-11-2025	82-P-005A Dicharge line (NRV Top Flange)	52	"	Flange	0	0	0	0	0	0
53	05-11-2025	82-P-005A Discharge line drain (I/V Gland)	53	0.5 Inch	Valve	0	0	0	0	0	0
54	05-11-2025	82-P-005A Discharge line drain (I/V Bonnet)	54	"	Bonnet	0	0	0	0	0	0
55	05-11-2025	82-P-005A Discharge line drain (End Flange)	55	"	Flange	0	0	0	0	0	0
56	05-11-2025	82-P-005B Suction line (I/V Gland)	56	2 Inch	Valve	0	0	0	0	0	0
57	05-11-2025	82-P-005B Suction line (I/V U/S Flange)	57	"	Flange	0	0	0	0	0	0
58	05-11-2025	82-P-005B Suction line (I/V D/S Flange)	58	"	Flange	0	0	0	0	0	0
59	05-11-2025	82-P-005B Suction line (I/V Bonnet)	59	"	Bonnet	0	0	0	0	0	0
60	05-11-2025	82-P-005B Dicharge line(I/V Gland)	60	1.5 Inch	Valve	0	0	0	0	0	0
61	05-11-2025	82-P-005B Dicharge line(I/V U/S Flange)	61	"	Flange	0	0	0	0	0	0
62	05-11-2025	82-P-005B Dicharge line(I/V D/S Flange)	62	"	Flange	0	0	0	0	0	0
63	05-11-2025	82-P-005B Dicharge line(I/V Bonnet)	63	"	Bonnet	0	0	0	0	0	0
64	05-11-2025	82-P-005B Dicharge line (NRV Top Flange)	64	"	Flange	0	0	0	0	0	0
65	05-11-2025	82-P-005B Discharge line drain (I/V Gland)	65	0.5 Inch	Valve	0	0	0	0	0	0
66	05-11-2025	82-P-005B Discharge line drain (I/V Bonnet)	66	"	Bonnet	0	0	0	0	0	0
67	05-11-2025	82-P-005B Discharge line drain (End Flange)	67	"	Flange	0	0	0	0	0	0
68	05-11-2025	82-P-001A Suction line (I/V Gland)	68	3 Inch	Valve	0	0	0	0	0	0
69	05-11-2025	82-P-001A Suction line (I/V U/S Flange)	69	"	Flange	0	0	0	0	0	0
70	05-11-2025	82-P-001A Suction line (I/V D/S Flange)	70	"	Flange	0	0	0	0	0	0
71	05-11-2025	82-P-001A Suction line (I/V Bonnet)	71	"	Bonnet	0	0	0	0	0	0
72	05-11-2025	82-P-001A Dicharge line(I/V Gland)	72	3 Inch	Valve	0	0	0	0	0	0
73	05-11-2025	82-P-001A Dicharge line(I/V U/S Flange)	73	"	Flange	0	0	0	0	0	0
74	05-11-2025	82-P-001A Dicharge line(I/V D/S Flange)	74	"	Flange	7.4	0.000186113	0.004466712	7.4	0.000186113	0.004466712
75	05-11-2025	82-P-001A Dicharge line(I/V Bonnet Flange)	75	"	Bonnet	0	0	0	0	0	0
76	05-11-2025	82-P-001A Discharge line drain (I/V Gland)	76	0.5 Inch	Valve	0	0	0	0	0	0
77	05-11-2025	82-P-001A Discharge line drain (I/V Bonnet)	77	"	Bonnet	0	0	0	0	0	0
78	05-11-2025	82-P-001A Discharge line drain (End Flange)	78	"	Flange	0	0	0	0	0	0
79	05-11-2025	82-P-001B Dicharge line(I/V Gland)	79	3 Inch	Valve	12.5	0.000044	0.001055473	12.5	0.000044	0.001055473

Sr.No.	Date	Location	Tag No.	Line Size	Componenet Type	Screening Value (PPM) before Repair	Emission Kg/Hr	Emission Kg/day	Screening Value (PPM) afterRepair	Emission Kg/Hr	Emission Kg/day
80	05-11-2025	82-P-001B Dicharge line(I/V U/S Flange)	80	"	Flange	0	0	0	0	0	0
81	05-11-2025	82-P-001B Dicharge line(I/V D/S Flange)	81	"	Flange	0	0	0	0	0	0
82	05-11-2025	82-P-001B Dicharge line(I/V Bonnet)	82	"	Bonnet	0	0	0	0	0	0
83	05-11-2025	82-P-001B Discharge line drain (I/V Gland)	83	0.5 Inch	Valve	0	0	0	0	0	0
84	05-11-2025	82-P-001B Discharge line drain (I/V Bonnet)	84	"	Bonnet	0	0	0	0	0	0
85	05-11-2025	82-P-001B Discharge line drain (End Flange)	85	"	Flange	0	0	0	0	0	0
86	05-11-2025	82-PV-2308 (C/V Gland)	86	1 Inch	Valve	60.6	0.000121	0.002907893	60.6	0.000121	0.002907893
87	05-11-2025	82-PV-2308 (C/V U/S Flange)	87	"	Flange	0	0	0	0	0	0
88	05-11-2025	82-PV-2308 (C/V D/S Flange)	88	"	Flange	0	0	0	0	0	0
89	05-11-2025	82-PV-2308 (C/V Bonnet Flange)	89	"	Bonnet	0	0	0	0	0	0
90	05-11-2025	82-PV-2308 U/S line (I/V Gland)	90	1.5 Inch	Valve	0	0	0	0	0	0
91	05-11-2025	82-PV-2308 U/S line (I/V Bonnet Flange)	91	"	Bonnet	0	0	0	0	0	0
92	05-11-2025	82-PV-2308 D/S line (I/V Gland)	92	"	Valve	0	0	0	0	0	0
93	05-11-2025	82-PV-2308 D/S line (I/V Bonnet Flange)	93	"	Bonnet	0	0	0	0	0	0
94	05-11-2025	82-PV-2308 Bypass line (I/V Gland)	94	1 Inch	Valve	0	0	0	0	0	0
95	05-11-2025	82-PV-2308 Bypass line (I/V Bonnet Flange)	95	"	Bonnet	0	0	0	0	0	0
96	05-11-2025	82-PV-2308 U/S drain line (I/V Gland)	96	0.5 Inch	Valve	0	0	0	0	0	0
97	05-11-2025	82-PV-2308 U/S drain line (I/V Bonnet)	97	"	Bonnet	0	0	0	0	0	0
98	05-11-2025	82-PV-2308 U/S drain line (End Flange)	98	"	Flange	0	0	0	0	0	0
99	05-11-2025	82-PV-2308 D/S drain line (I/V Gland)	99	"	Valve	0	0	0	0	0	0
100	05-11-2025	82-PV-2308 D/S drain line (I/V Bonnet)	100	"	Bonnet	0	0	0	0	0	0
101	05-11-2025	82-PV-2308 D/S drain line (End Flange)	101	"	Flange	0	0	0	0	0	0
102	05-11-2025	82-FV-1001 (C/V Gland)	102	1.5 Inch	Valve	33.9	0.000083	0.002002715	33.9	0.000083	0.002002715
103	05-11-2025	82-FV-1001 (C/V U/S Flange)	103	"	Flange	0	0	0	0	0	0
104	05-11-2025	82-FV-1001 (C/V D/S Flange)	104	"	Flange	0	0	0	0	0	0
105	05-11-2025	82-FV-1001 (C/V Bonnet Flange)	105	"	Bonnet	0	0	0	0	0	0
106	05-11-2025	82-FV-1001 U/S line (I/V Gland)	106	3 Inch	Valve	0	0	0	0	0	0
107	05-11-2025	82-FV-1001 U/S line (I/V U/S Flange)	107	"	Flange	0	0	0	0	0	0
108	05-11-2025	82-FV-1001 U/S line (I/V D/S Flange)	108	"	Flange	0	0	0	0	0	0
109	05-11-2025	82-FV-1001 U/S line (I/V Bonnet Flange)	109	"	Bonnet	0	0	0	0	0	0
110	05-11-2025	82-FV-1001 D/S line (I/V Gland)	110	"	Valve	0	0	0	0	0	0
111	05-11-2025	82-FV-1001 D/S line (I/V U/S Flange)	111	"	Flange	0	0	0	0	0	0
112	05-11-2025	82-FV-1001 D/S line (I/V D/S Flange)	112	"	Flange	0	0	0	0	0	0
113	05-11-2025	82-FV-1001 D/S line (I/V Bonnet Flange)	113	"	Bonnet	0	0	0	0	0	0
114	05-11-2025	82-FV-1001 Bypass line (I/V Gland)	114	1.5 Inch	Valve	0	0	0	0	0	0
115	05-11-2025	82-FV-1001 Bypass line (I/V U/S Flange)	115	"	Flange	0	0	0	0	0	0
116	05-11-2025	82-FV-1001 Bypass line (I/V Bypass Flange)	116	"	Flange	0	0	0	0	0	0
117	05-11-2025	82-FV-1001 Bypass line (I/V Bonnet Flange)	117	"	Bonnet	0	0	0	0	0	0
118	05-11-2025	82-FV-1001 U/S drain line (I/V Gland)	118	0.5 Inch	Valve	0	0	0	0	0	0
119	05-11-2025	82-FV-1001 U/S drain line (I/V Bonnet)	119	"	Bonnet	0	0	0	0	0	0

Sr.No.	Date	Location	Tag No.	Line Size	Componenet Type	Screening Value (PPM) before Repair	Emission Kg/Hr	Emission Kg/day	Screening Value (PPM) afterRepair	Emission Kg/Hr	Emission Kg/day
120	05-11-2025	82-FV-1001 U/S drain line (End Flange)	120	"	Flange	0	0	0	0	0	0
121	05-11-2025	82-FV-1001 D/S drain line (I/V Gland)	121	"	Valve	0	0	0	0	0	0
122	05-11-2025	82-FV-1001 D/S drain line (I/V Bonnet)	122	"	Bonnet	0	0	0	0	0	0
123	05-11-2025	82-FV-1001 D/S drain line (End Flange)	123	"	Flange	0	0	0	0	0	0
124	05-11-2025	82-FV-1002 (C/V Gland)	124	1.5 Inch	Valve	0	0	0	0	0	0
125	05-11-2025	82-FV-1002 (C/V U/S Flange)	125	"	Flange	0	0	0	0	0	0
126	05-11-2025	82-FV-1002 (C/V D/S Flange)	126	"	Flange	0	0	0	0	0	0
127	05-11-2025	82-FV-1002 (C/V Bonnet Flange)	127	"	Bonnet	0	0	0	0	0	0
128	05-11-2025	82-FV-1002 U/S line (I/V Gland)	128	2 Inch	Valve	0	0	0	0	0	0
129	05-11-2025	82-FV-1002 U/S line (I/V U/S Flange)	129	"	Flange	0	0	0	0	0	0
130	05-11-2025	82-FV-1002 U/S line (I/V D/S Flange)	130	"	Flange	0	0	0	0	0	0
131	05-11-2025	82-FV-1002 U/S line (I/V Bonnet Flange)	131	"	Bonnet	0	0	0	0	0	0
132	05-11-2025	82-FV-1002 D/S line (I/V Gland)	132	"	Valve	26.7	0.000072	0.0017178111	26.7	0.000072	0.001718111
133	05-11-2025	82-FV-1002 D/S line (I/V U/S Flange)	133	"	Flange	0	0	0	0	0	0
134	05-11-2025	82-FV-1002 D/S line (I/V D/S Flange)	134	"	Flange	0	0	0	0	0	0
135	05-11-2025	82-FV-1002 D/S line (I/V Bonnet Flange)	135	"	Bonnet	0	0	0	0	0	0
136	05-11-2025	82-FV-1002 Bypass line (I/V Gland)	136	1.5 Inch	Valve	0	0	0	0	0	0
137	05-11-2025	82-FV-1002 Bypass line (I/V U/S Flange)	137	"	Flange	0	0	0	0	0	0
138	05-11-2025	82-FV-1002 Bypass line (I/V Bypass Flange)	138	"	Flange	0	0	0	0	0	0
139	05-11-2025	82-FV-1002 Bypass line (I/V Bonnet Flange)	139	"	Bonnet	0	0	0	0	0	0
140	05-11-2025	82-FV-1002 U/S drain line (I/V Gland)	140	0.5 Inch	Valve	0	0	0	0	0	0
141	05-11-2025	82-FV-1002 U/S drain line (I/V Bonnet)	141	"	Bonnet	0	0	0	0	0	0
142	05-11-2025	82-FV-1002 U/S drain line (End Flange)	142	"	Flange	0	0	0	0	0	0
143	05-11-2025	82-FV-1002 D/S drain line (I/V Gland)	143	"	Valve	0	0	0	0	0	0
144	05-11-2025	82-FV-1002 D/S drain line (I/V Bonnet)	144	"	Bonnet	0	0	0	0	0	0
145	05-11-2025	82-FV-1002 D/S drain line (End Flange)	145	"	Flange	0	0	0	0	0	0
146	05-11-2025	82-XV-1001 (C/V Gland)	146	3 Inch	Valve	0	0	0	0	0	0
147	05-11-2025	82-XV-1001 (C/V U/S Flange)	147	"	Flange	0	0	0	0	0	0
148	05-11-2025	82-XV-1001 (C/V D/S Flange)	148	"	Flange	0	0	0	0	0	0
149	05-11-2025	82-LV-2201 (C/V Gland)	149	1.5 Inch	Valve	0	0	0	0	0	0
150	05-11-2025	82-LV-2201 (C/V U/S Flange)	150	"	Flange	0	0	0	0	0	0
151	05-11-2025	82-LV-2201 (C/V D/S Flange)	151	"	Flange	0	0	0	0	0	0
152	05-11-2025	82-LV-2201 (C/V Bonnet Flange)	152	"	Bonnet	0	0	0	0	0	0
153	05-11-2025	82-LV-2201 U/S line (I/V Gland)	153	2 Inch	Valve	0	0	0	0	0	0
154	05-11-2025	82-LV-2201 U/S line (I/V Bonnet Flange)	154	"	Bonnet	0	0	0	0	0	0
155	05-11-2025	82-LV-2201 D/S line (I/V Gland)	155	"	Valve	29.6	0.000076	0.001835694	29.6	0.000076	0.001835694
156	05-11-2025	82-LV-2201 D/S line (I/V Bonnet Flange)	156	"	Bonnet	0	0	0	0	0	0
157	05-11-2025	82-LV-2201 Bypass line (I/V Gland)	157	"	Valve	0	0	0	0	0	0
158	05-11-2025	82-LV-2201 Bypass line (I/V Bonnet Flange)	158	"	Bonnet	0	0	0	0	0	0
159	05-11-2025	82-LV-2201 U/S drain line (I/V Gland)	159	0.5 Inch	Valve	0	0	0	0	0	0

Sr.No.	Date	Location	Tag No.	Line Size	Componenet Type	Screening Value (PPM) before Repair	Emission Kg/Hr	Emission Kg/day	Screening Value (PPM) afterRepair	Emission Kg/Hr	Emission Kg/day
160	05-11-2025	82-LV-2201 U/S drain line (I/V Bonnet Flange)	160	"	Bonnet	0	0	0	0	0	0
161	05-11-2025	82-LV-2201 U/S drain line (End Flange)	161	"	Flange	0	0	0	0	0	0
162	05-11-2025	82-LV-2201 D/S drain line (I/V Gland)	162	"	Valve	0	0	0	0	0	0
163	05-11-2025	82-LV-2201 D/S drain line (I/V Bonnet Flange)	163	"	Bonnet	0	0	0	0	0	0
164	05-11-2025	82-LV-2201 D/S drain line (End Flange)	164	"	Flange	0	0	0	0	0	0
165	05-11-2025	82-XV-2201 (C/V Gland)	165	1.5 Inch	Valve	0	0	0	0	0	0
166	05-11-2025	82-XV-2201 (C/V U/S Flange)	166	"	Flange	0	0	0	0	0	0
167	05-11-2025	82-XV-2201 (C/V D/S Flange)	167	"	Flange	0	0	0	0	0	0
168	05-11-2025	82-V-001 82- LG-1003 Upper (I/V Gland)	168	2 Inch	Valve	0	0	0	0	0	0
169	05-11-2025	82-V-001 82- LG-1003 Upper (I/V U/S Flange)	169	"	Flange	0	0	0	0	0	0
170	05-11-2025	82-V-001 82- LG-1003 Upper (I/V D/S Flange)	170	"	Flange	0	0	0	0	0	0
171	05-11-2025	82-V-001 82- LG-1003 Upper (I/V Bonnet Flange)	171	"	Bonnet	0	0	0	0	0	0
172	05-11-2025	82-V-001 82- LG-1003 Lower (I/V Gland)	172	"	Valve	0	0	0	0	0	0
173	05-11-2025	82-V-001 82- LG-1003 Lower(I/V U/S Flange)	173	"	Flange	0	0	0	0	0	0
174	05-11-2025	82-V-001 82- LG-1003 Lower(I/V D/S Flange)	174	"	Flange	0	0	0	0	0	0
175	05-11-2025	82-V-001 82- LG-1003 Lower(I/V Bonnet Flange)	175	"	Bonnet	0	0	0	0	0	0
176	05-11-2025	82-V-001 82- LT -1001 Upper (I/V Gland)	176	2 Inch	Valve	0	0	0	0	0	0
177	05-11-2025	82-V-001 82- LT- 1001 Upper (I/V U/S Flange)	177	"	Flange	0	0	0	0	0	0
178	05-11-2025	82-V-001 82- LT- 1001 Upper (I/V D/S Flange)	178	"	Flange	0	0	0	0	0	0
179	05-11-2025	82-V-001 82- LT -1001 Upper (I/V Bonnet Flange)	179	"	Bonnet	0	0	0	0	0	0
180	05-11-2025	82-V-001 82- LT- 1001 Lower (I/V Gland)	180	"	Valve	0	0	0	0	0	0
181	05-11-2025	82-V-001 82- LT- 1001 Lower(I/V U/S Flange)	181	"	Flange	0	0	0	0	0	0
182	05-11-2025	82-V-001 82- LT-1001 Lower(I/V D/S Flange)	182	"	Flange	0	0	0	0	0	0
183	05-11-2025	82-V-001 82- LT- 1001 Lower(I/V Bonnet Flange)	183	"	Bonnet	0	0	0	0	0	0
184	05-11-2025	82-V-001 82- LT -1002 Upper (I/V Gland)	184	2 Inch	Valve	0	0	0	0	0	0
185	05-11-2025	82-V-001 82- LT- 1002 Upper (I/V U/S Flange)	185	"	Flange	0	0	0	0	0	0
186	05-11-2025	82-V-001 82- LT- 1002 Upper (I/V D/S Flange)	186	"	Flange	0	0	0	0	0	0
187	05-11-2025	82-V-001 82- LT -1002 Upper (I/V Bonnet Flange)	187	"	Bonnet	0	0	0	0	0	0
188	05-11-2025	82-V-001 82- LT- 1002 Lower (I/V Gland)	188	"	Valve	0	0	0	0	0	0
189	05-11-2025	82-V-001 82- LT- 1002 Lower (I/V U/S Flange)	189	"	Flange	0	0	0	0	0	0
190	05-11-2025	82-V-001 82- LT-1002 Lower (I/V D/S Flange)	190	"	Flange	0	0	0	0	0	0
191	05-11-2025	82-V-001 82- LT- 1002 Lower (I/V Bonnet Flange)	191	"	Bonnet	0	0	0	0	0	0
192	05-11-2025	82-V-001 82- LTD -1004 Upper (I/V Gland)	192	2 Inch	Valve	0	0	0	0	0	0
193	05-11-2025	82-V-001 82- LTD- 1004 Upper (I/V U/S Flange)	193	"	Flange	0	0	0	0	0	0
194	05-11-2025	82-V-001 82- LTD- 1004 Upper (I/V D/S Flange)	194	"	Flange	0	0	0	0	0	0
195	05-11-2025	82-V-001 82- LTD -1004 Upper (I/V Bonnet Flange)	195	"	Bonnet	0	0	0	0	0	0
196	05-11-2025	82-V-001 82- LTD- 1004 Lower (I/V Gland)	196	"	Valve	0	0	0	0	0	0
197	05-11-2025	82-V-001 82- LTD- 1004 Lower (I/V U/S Flange)	197	"	Flange	0	0	0	0	0	0
198	05-11-2025	82-V-001 82- LTD-1004 Lower (I/V D/S Flange)	198	"	Flange	0	0	0	0	0	0
199	05-11-2025	82-V-001 82- LTD- 1004 Lower (I/V Bonnet Flange)	199	"	Bonnet	0	0	0	0	0	0

Sr.No.	Date	Location	Tag No.	Line Size	Componenet Type	Screening Value (PPM) before Repair	Emission Kg/Hr	Emission Kg/day	Screening Value (PPM) afterRepair	Emission Kg/Hr	Emission Kg/day
200	05-11-2025	82-V-005 82- LG-2203 Upper (I/V Gland)	200	0.5 Inch	Valve	0	0	0	0	0	0
201	05-11-2025	82-V-005 82- LG-2203 Upper (I/V Bonnet Flange)	201	"	Bonnet	0	0	0	0	0	0
202	05-11-2025	82-V-005 82- LG-2203 Lower (I/V Gland)	202	"	Valve	0	0	0	0	0	0
203	05-11-2025	82-V-005 82- LG-2203 Lower(I/V Bonnet Flange)	203	"	Bonnet	0	0	0	0	0	0
204	05-11-2025	82-V-005 82- LT-2204 Upper (I/V Gland)	204	2 Inch	Valve	0	0	0	0	0	0
205	05-11-2025	82-V-005 82- LT-2204 Upper (I/V U/S Flange)	205	"	Flange	0	0	0	0	0	0
206	05-11-2025	82-V-005 82- LT-2204 Upper (I/V D/S Flange)	206	"	Flange	0	0	0	0	0	0
207	05-11-2025	82-V-005 82- LT-2204 Upper (I/V Bonnet Flange)	207	"	Bonnet	0	0	0	0	0	0
208	05-11-2025	82-V-005 82- LT-2204 Lower (I/V Gland)	208	"	Valve	0	0	0	0	0	0
209	05-11-2025	82-V-005 82- LT-2204 Lower(I/V U/S Flange)	209	"	Flange	0	0	0	0	0	0
210	05-11-2025	82-V-005 82- LT-2204 Lower(I/V D/S Flange)	210	"	Flange	0	0	0	0	0	0
211	05-11-2025	82-V-005 82- LT-2204 Lower(I/V Bonnet Flange)	211	"	Bonnet	0	0	0	0	0	0
212	05-11-2025	82-V-005 82- LT-2202 Upper (I/V Gland)	212	2 Inch	Valve	0	0	0	0	0	0
213	05-11-2025	82-V-005 82- LT-2202 Upper (I/V U/S Flange)	213	"	Flange	0	0	0	0	0	0
214	05-11-2025	82-V-005 82- LT-2202 Upper (I/V D/S Flange)	214	"	Flange	0	0	0	0	0	0
215	05-11-2025	82-V-005 82- LT-2202 Upper (I/V Bonnet Flange)	215	"	Bonnet	0	0	0	0	0	0
216	05-11-2025	82-V-005 82- LT-2202 Lower (I/V Gland)	216	"	Valve	0	0	0	0	0	0
217	05-11-2025	82-V-005 82- LT-2202 Lower(I/V U/S Flange)	217	"	Flange	0	0	0	0	0	0
218	05-11-2025	82-V-005 82- LT-2202 Lower(I/V D/S Flange)	218	"	Flange	0	0	0	0	0	0
219	05-11-2025	82-V-005 82- LT-2202 Lower(I/V Bonnet Flange)	219	"	Bonnet	0	0	0	0	0	0
220	05-11-2025	82-V-005 82-LDG 2205 Upper (I/V Gland)	220	2 Inch	Valve	0	0	0	0	0	0
221	05-11-2025	82-V-005 82-LDG 2205 Upper (I/V U/S Flange)	221	"	Flange	0	0	0	0	0	0
222	05-11-2025	82-V-005 82-LDG 2205 Upper (I/V D/S Flange)	222	"	Flange	0	0	0	0	0	0
223	05-11-2025	82-V-005 82-LDG 2205 Upper (I/V Bonnet Flange)	223	"	Bonnet	0	0	0	0	0	0
224	05-11-2025	82-V-005 82-LDG 2205 Lower (I/V Gland)	224	"	Valve	0	0	0	0	0	0
225	05-11-2025	82-V-005 82-LDG 2205 Lower(I/V U/S Flange)	225	"	Flange	0	0	0	0	0	0
226	05-11-2025	82-V-005 82-LDG 2205 Lower(I/V D/S Flange)	226	"	Flange	0	0	0	0	0	0
227	05-11-2025	82-V-005 82-LDG 2205 Lower(I/V Bonnet Flange)	227	"	Bonnet	0	0	0	0	0	0
228	05-11-2025	82-PSV-1109 (PSV Top Flange)	228	2 Inch	Flange	0	0	0	0	0	0
229	05-11-2025	82-PSV-1109 (PSV U/S Flange)	229	"	Flange	0	0	0	0	0	0
230	05-11-2025	82-PSV-1109 (PSV D/S Flange)	230	"	Flange	0	0	0	0	0	0
231	05-11-2025	82-PSV-1109 U/S line (I/V Gland)	231	1.5 Inch	Valve	0	0	0	0	0	0
232	05-11-2025	82-PSV-1109 U/S line (I/V Bonnet Flange)	232	"	Bonnet	0	0	0	0	0	0
233	05-11-2025	82-PSV-1109 D/S line (I/V Gland)	233	"	Valve	0	0	0	0	0	0
234	05-11-2025	82-PSV-1109 D/S line (I/V Bonnet Flange)	234	"	Bonnet	0	0	0	0	0	0
235	05-11-2025	82-PSV-1109 Bypass line (I/V Gland)	235	"	Valve	0	0	0	0	0	0
236	05-11-2025	82-PSV-1109 Bypass line (I/V Bonnet Flange)	236	"	Bonnet	0	0	0	0	0	0
237	05-11-2025	82-PSV-1109 U/S drain line (I/V Gland)	237	0.5 Inch	Valve	0	0	0	0	0	0
238	05-11-2025	82-PSV-1109 U/S drain line (I/V Bonnet Flange)	238	"	Bonnet	0	0	0	0	0	0
239	05-11-2025	82-PSV-1109 U/S drain line (End Flange)	239	"	Flange	0	0	0	0	0	0

Sr.No.	Date	Location	Tag No.	Line Size	Componenet Type	Screening Value (PPM) before Repair	Emission Kg/Hr	Emission Kg/day	Screening Value (PPM) afterRepair	Emission Kg/Hr	Emission Kg/day
240	05-11-2025	82-PSV-1109 east side bypass line (I/V Gland)	240	"	Valve	0	0	0	0	0	0
241	05-11-2025	82-PSV-1109 west side bypass line (I/V Gland)	241	"	Valve	0	0	0	0	0	0
242	05-11-2025	82-PSV-1109 Bypass drain line (I/V Gland)	242	0.5 Inch	Valve	0	0	0	0	0	0
243	05-11-2025	82-PSV-1109 Bypass drain line (I/V Bonnet Flange)	243	"	Bonnet	0	0	0	0	0	0
244	05-11-2025	82-PSV-1109 Bypass drain line (End Flange)	244	"	Flange	0	0	0	0	0	0
245	06-11-2025	82-PSV-1108 (PSV Top Flange)	245	2 Inch	Flange	0	0	0	0	0	0
246	06-11-2025	82-PSV-1108 (PSV U/S Flange)	246	"	Flange	0	0	0	0	0	0
247	06-11-2025	82-PSV-1108 (PSV D/S Flange)	247	"	Flange	0	0	0	0	0	0
248	06-11-2025	82-PSV-1108 U/S line (I/V Gland)	248	1.5 Inch	Valve	0	0	0	0	0	0
249	06-11-2025	82-PSV-1108 U/S line (I/V Bonnet Flange)	249	"	Bonnet	0	0	0	0	0	0
250	06-11-2025	82-PSV-1108 D/S line (I/V Gland)	250	"	Valve	0	0	0	0	0	0
251	06-11-2025	82-PSV-1108 Bypass line (I/V Gland)	251	"	Valve	0	0	0	0	0	0
252	06-11-2025	82-PSV-1108 Bypass line (I/V Bonnet Flange)	252	"	Bonnet	0	0	0	0	0	0
253	06-11-2025	82-PSV-1108 U/S drain line (I/V Gland)	253	0.5 Inch	Valve	0	0	0	0	0	0
254	06-11-2025	82-PSV-1108 U/S drain line (I/V Bonnet Flange)	254	"	Bonnet	0	0	0	0	0	0
255	06-11-2025	82-PSV-1108 U/S drain line (End Flange)	255	"	Flange	0	0	0	0	0	0
256	06-11-2025	82-PSV-1108 east side bypass line (I/V Gland)	256	"	Valve	0	0	0	0	0	0
257	06-11-2025	82-PSV-1108 west side bypass line (I/V Gland)	257	"	Valve	0	0	0	0	0	0
258	06-11-2025	82-PSV-1108 Bypass drain line (I/V Gland)	258	0.5 Inch	Valve	0	0	0	0	0	0
259	06-11-2025	82-PSV-1108 Bypass drain line (I/V Bonnet Flange)	259	"	Bonnet	0	0	0	0	0	0
260	06-11-2025	82-PSV-1108 Bypass drain line (End Flange)	260	"	Flange	0	0	0	0	0	0
261	06-11-2025	82-PSV-2012B (PSV Top Flange)	261	2 Inch	Flange	0	0	0	0	0	0
262	06-11-2025	82-PSV-2012B (PSV U/S Flange)	262	"	Flange	0	0	0	0	0	0
263	06-11-2025	82-PSV-2012B (PSV D/S Flange)	263	"	Flange	0	0	0	0	0	0
264	06-11-2025	82-PSV-2012B U/S line (I/V Gland)	264	Insulation	Valve	0	0	0	0	0	0
265	06-11-2025	82-PSV-2012B D/S line (I/V Gland)	265	Insulation	Valve	0	0	0	0	0	0
266	06-11-2025	82-PSV-2012B U/S drain line (I/V Gland)	266	0.5 Inch	Valve	0	0	0	0	0	0
267	06-11-2025	82-PSV-2012B U/S drain line (I/V Bonnet Flange)	267	"	Bonnet	0	0	0	0	0	0
268	06-11-2025	82-PSV-2012B U/S drain line (End Flange)	268	"	Flange	0	0	0	0	0	0
269	06-11-2025	82-PSV-2012A (PSV Top Flange)	269	2 Inch	Flange	0	0	0	0	0	0
270	06-11-2025	82-PSV-2012A (PSV U/S Flange)	270	"	Flange	0	0	0	0	0	0
271	06-11-2025	82-PSV-2012A (PSV D/S Flange)	271	"	Flange	0	0	0	0	0	0
272	06-11-2025	82-PSV-2012A U/S line (I/V Gland)	272	Insulation	Valve	0	0	0	0	0	0
273	06-11-2025	82-PSV-2012A D/S line (I/V Gland)	273	Insulation	Valve	0	0	0	0	0	0
274	06-11-2025	82-PSV-2012A U/S drain line (I/V Gland)	274	0.5 Inch	Valve	0	0	0	0	0	0
275	06-11-2025	82-PSV-2012A U/S drain line (I/V Bonnet Flange)	275	"	Bonnet	0	0	0	0	0	0
276	06-11-2025	82-PSV-2012A U/S drain line (End Flange)	276	"	Flange	0	0	0	0	0	0
277	06-11-2025	82-PSV-1118B (PSV Top Flange)	277	2 Inch	Flange	0	0	0	0	0	0
278	06-11-2025	82-PSV-1118B (PSV U/S Flange)	278	"	Flange	0	0	0	0	0	0
279	06-11-2025	82-PSV-1118B (PSV D/S Flange)	279	"	Flange	0	0	0	0	0	0

Sr.No.	Date	Location	Tag No.	Line Size	Componenet Type	Screening Value (PPM) before Repair	Emission Kg/Hr	Emission Kg/day	Screening Value (PPM) afterRepair	Emission Kg/Hr	Emission Kg/day
280	06-11-2025	82-PSV-1118B U/S line (I/V Gland)	280	Insulation	Valve	0	0	0	0	0	0
281	06-11-2025	82-PSV-1118B D/S line (I/V Gland)	281	Insulation	Valve	0	0	0	0	0	0
282	06-11-2025	82-PSV-1118B U/S drain line (I/V Gland)	282	0.5 Inch	Valve	0	0	0	0	0	0
283	06-11-2025	82-PSV-1118B U/S drain line (I/V Bonnet Flange)	283	"	Bonnet	0	0	0	0	0	0
284	06-11-2025	82-PSV-1118B U/S drain line (End Flange)	284	"	Flange	0	0	0	0	0	0
285	06-11-2025	82-PSV-1118A (PSV Top Flange)	285	2 Inch	Flange	0	0	0	0	0	0
286	06-11-2025	82-PSV-1118A (PSV U/S Flange)	286	"	Flange	0	0	0	0	0	0
287	06-11-2025	82-PSV-1118A (PSV D/S Flange)	287	"	Flange	0	0	0	0	0	0
288	06-11-2025	82-PSV-1118A U/S line (I/V Gland)	288	Insulation	Valve	0	0	0	0	0	0
289	06-11-2025	82-PSV-1118A D/S line (I/V Gland)	289	Insulation	Valve	0	0	0	0	0	0
290	06-11-2025	82-PSV-1118A U/S drain line (I/V Gland)	290	0.5 Inch	Valve	0	0	0	0	0	0
291	06-11-2025	82-PSV-1118A U/S drain line (I/V Bonnet Flange)	291	"	Bonnet	0	0	0	0	0	0
292	06-11-2025	82-PSV-1118A U/S drain line (End Flange)	292	"	Flange	0	0	0	0	0	0
293	06-11-2025	82-PSV-1118A/B Common Bypass line upper (I/V Gland)	293	Insulation	Valve	0	0	0	0	0	0
294	06-11-2025	82-PSV-1118A/B Common Bypass line lower (I/V Gland)	294	Insulation	Valve	0	0	0	0	0	0
295	06-11-2025	82-PSV-1118A Bypass drain line (I/V Gland)	295	0.5 Inch	Valve	0	0	0	0	0	0
296	06-11-2025	82-PSV-1118A Bypass drain line (I/V Bonnet Flange)	296	"	Bonnet	0	0	0	0	0	0
297	06-11-2025	82-PSV-1118A Bypass drain line (End Flange)	297	"	Flange	0	0	0	0	0	0
298	06-11-2025	82-FV-2401A (C/V Gland)	298	Insulation	Valve	0	0	0	0	0	0
299	06-11-2025	82-FV-2401A U/S line (I/V Gland)	299	Insulation	Valve	0	0	0	0	0	0
300	06-11-2025	82-FV-2401A Bypass line (I/V Gland)	300	Insulation	Valve	0	0	0	0	0	0
301	06-11-2025	82-FV-2401A U/S drain line (I/V Gland)	301	0.5 Inch	Valve	0	0	0	0	0	0
302	06-11-2025	82-FV-2401A U/S drain line (I/V Bonnet Flange)	302	"	Bonnet	0	0	0	0	0	0
303	06-11-2025	82-FV-2401A U/S drain line (End Flange)	303	"	Flange	0	0	0	0	0	0
304	06-11-2025	82-FV-2401A D/S drain line (I/V Gland)	304	"	Valve	0	0	0	0	0	0
305	06-11-2025	82-FV-2401A D/S drain line (I/V Bonnet Flange)	305	"	Bonnet	0	0	0	0	0	0
306	06-11-2025	82-FV-2401A D/S drain line (End Flange)	306	"	Flange	0	0	0	0	0	0
307	06-11-2025	82-FV-2401B (C/V Gland)	307	Insulation	Valve	0	0	0	0	0	0
308	06-11-2025	82-FV-2401B U/S line (I/V Gland)	308	Insulation	Valve	0	0	0	0	0	0
309	06-11-2025	82-FV-2401B Bypass line (I/V Gland)	309	Insulation	Valve	0	0	0	0	0	0
310	06-11-2025	82-FV-2401B U/S drain line (I/V Gland)	310	0.5 Inch	Valve	0	0	0	0	0	0
311	06-11-2025	82-FV-2401B U/S drain line (I/V Bonnet Flange)	311	"	Bonnet	0	0	0	0	0	0
312	06-11-2025	82-FV-2401B U/S drain line (End Flange)	312	"	Flange	0	0	0	0	0	0
313	06-11-2025	82-FV-2401B D/S drain line (I/V Gland)	313	"	Valve	0	0	0	0	0	0
314	06-11-2025	82-FV-2401B D/S drain line (I/V Bonnet Flange)	314	"	Bonnet	0	0	0	0	0	0
315	06-11-2025	82-FV-2401B D/S drain line (End Flange)	315	"	Flange	0	0	0	0	0	0
316	06-11-2025	82-PV-1308 (C/V Gland)	316	Insulation	Valve	0	0	0	0	0	0
317	06-11-2025	82-PV-1308 U/S line (I/V Gland)	317	Insulation	Valve	0	0	0	0	0	0
318	06-11-2025	82-PV-1308 U/S drain line (I/V Gland)	318	0.5 Inch	Valve	0	0	0	0	0	0
319	06-11-2025	82-PV-1308 U/S drain line (I/V Bonnet Flange)	319	"	Bonnet	0	0	0	0	0	0

Sr.No.	Date	Location	Tag No.	Line Size	Componenet Type	Screening Value (PPM) before Repair	Emission Kg/Hr	Emission Kg/day	Screening Value (PPM) afterRepair	Emission Kg/Hr	Emission Kg/day
320	06-11-2025	82-PV-1308 U/S drain line (End Flange)	320	"	Flange	0	0	0	0	0	0
321	06-11-2025	82-PV-1308 D/S drain line (I/V Gland)	321	"	Valve	0	0	0	0	0	0
322	06-11-2025	82-PV-1308 D/S drain line (I/V Bonnet Flange)	322	"	Bonnet	0	0	0	0	0	0
323	06-11-2025	82-PV-1308 D/S drain line (End Flange)	323	"	Flange	0	0	0	0	0	0
324	06-11-2025	82-PV-1116 (C/V Gland)	324	3 Inch	Valve	0	0	0	0	0	0
325	06-11-2025	82-PV-1116 (C/V U/S Flange)	325	"	Flange	0	0	0	0	0	0
326	06-11-2025	82-PV-1116 (C/V D/S Flange)	326	"	Flange	0	0	0	0	0	0
327	06-11-2025	82-PV-1116 (C/V Bonnet Flange)	327	"	Bonnet	0	0	0	0	0	0
328	06-11-2025	82-PV-1116 U/S line (I/V Gland)	328	"	Valve	0	0	0	0	0	0
329	06-11-2025	82-PV-1116 U/S line (U/S Flange)	329	"	Flange	0	0	0	0	0	0
330	06-11-2025	82-PV-1116 U/S line (D/S Flange)	330	"	Flange	0	0	0	0	0	0
331	06-11-2025	82-PV-1116 U/S line (I/V Bonnet Flange)	331	"	Bonnet	0	0	0	0	0	0
332	06-11-2025	82-PV-1116 D/S line (I/V Gland)	332	"	Valve	0	0	0	0	0	0
333	06-11-2025	82-PV-1116 D/S line (U/S Flange)	333	"	Flange	0	0	0	0	0	0
334	06-11-2025	82-PV-1116 D/S line (D/S Flange)	334	"	Flange	0	0	0	0	0	0
335	06-11-2025	82-PV-1116 D/S line (I/V Bonnet Flange)	335	"	Bonnet	0	0	0	0	0	0
336	06-11-2025	82-PV-1116 Bypass line (I/V Gland)	336	"	Valve	0	0	0	0	0	0
337	06-11-2025	82-PV-1116 Bypass line (U/S Flange)	337	"	Flange	0	0	0	0	0	0
338	06-11-2025	82-PV-1116 Bypass line (D/S Flange)	338	"	Flange	0	0	0	0	0	0
339	06-11-2025	82-PV-1116 Bypass line (I/V Bonnet Flange)	339	"	Bonnet	0	0	0	0	0	0
340	06-11-2025	82-PV-1116 U/S drain line (I/V Gland)	340	0.5 Inch	Bonnet	0	0	0	0	0	0
341	06-11-2025	82-PV-1116 U/S drain line (I/V Bonnet Flange)	341	"	Flange	0	0	0	0	0	0
342	06-11-2025	82-PV-1116 D/S drain line (I/V Gland)	342	"	Valve	0	0	0	0	0	0
343	06-11-2025	82-PV-1116 D/S drain line (I/V Bonnet Flange)	343	"	Bonnet	0	0	0	0	0	0
344	06-11-2025	82-PV-1006A (C/V Gland)	344	1.5 Inch	Valve	0	0	0	0	0	0
345	06-11-2025	82-PV-1006A (C/V U/S Flange)	345	"	Flange	0	0	0	0	0	0
346	06-11-2025	82-PV-1006A (C/V D/S Flange)	346	"	Flange	0	0	0	0	0	0
347	06-11-2025	82-PV-1006A (C/V Bonnet Flange)	347	"	Bonnet	0	0	0	0	0	0
348	06-11-2025	82-PV-1006A U/S line (I/V Gland)	348	2 Inch	Valve	0	0	0	0	0	0
349	06-11-2025	82-PV-1006A U/S line (I/V Bonnet Flange)	349	"	Bonnet	0	0	0	0	0	0
350	06-11-2025	82-PV-1006A D/S line (I/V Gland)	350	"	Valve	0	0	0	0	0	0
351	06-11-2025	82-PV-1006A D/S line (I/V Bonnet Flange)	351	"	Bonnet	0	0	0	0	0	0
352	06-11-2025	82-PV-1006A Bypass line (I/V Gland)	352	"	Valve	0	0	0	0	0	0
353	06-11-2025	82-PV-1006A Bypass line (I/V Bonnet Flange)	353	"	Bonnet	0	0	0	0	0	0
354	06-11-2025	82-PV-1006A U/S drain line (I/V Gland)	354	0.5 Inch	Bonnet	0	0	0	0	0	0
355	06-11-2025	82-PV-1006A U/S drain line (I/V Bonnet Flange)	355	"	Flange	0	0	0	0	0	0
356	06-11-2025	82-PV-1006A U/S drain line (End Flange)	356	"	Flange	0	0	0	0	0	0
357	06-11-2025	82-PV-1006A D/S drain line (I/V Gland)	357	"	Valve	0	0	0	0	0	0
358	06-11-2025	82-PV-1006A D/S drain line (I/V Bonnet Flange)	358	"	Bonnet	0	0	0	0	0	0
359	06-11-2025	82-PV-1006A D/S drain line (End Flange)	359	"	Flange	0	0	0	0	0	0

Sr.No.	Date	Location	Tag No.	Line Size	Componenet Type	Screening Value (PPM) before Repair	Emission Kg/Hr	Emission Kg/day	Screening Value (PPM) afterRepair	Emission Kg/Hr	Emission Kg/day
360	06-11-2025	82-PV-1006B (C/V Gland)	360	1.5 Inch	Valve	0	0	0	0	0	0
361	06-11-2025	82-PV-1006B (C/V U/S Flange)	361	"	Flange	0	0	0	0	0	0
362	06-11-2025	82-PV-1006B (C/V D/S Flange)	362	"	Flange	0	0	0	0	0	0
363	06-11-2025	82-PV-1006B (C/V Bonnet Flange)	363	"	Bonnet	0	0	0	0	0	0
364	06-11-2025	82-PV-1006B U/S line (I/V Gland)	364	2 Inch	Valve	0	0	0	0	0	0
365	06-11-2025	82-PV-1006B U/S line (I/V Bonnet Flange)	365	"	Bonnet	0	0	0	0	0	0
366	06-11-2025	82-PV-1006B D/S line (I/V Gland)	366	"	Valve	0	0	0	0	0	0
367	06-11-2025	82-PV-1006B D/S line (I/V Bonnet Flange)	367	"	Bonnet	0	0	0	0	0	0
368	06-11-2025	82-PV-1006B Bypass line (I/V Gland)	368	"	Valve	0	0	0	0	0	0
369	06-11-2025	82-PV-1006B Bypass line (I/V Bonnet Flange)	369	"	Bonnet	0	0	0	0	0	0
370	06-11-2025	82-PV-1006B U/S drain line (I/V Gland)	370	0.5 Inch	Bonnet	0	0	0	0	0	0
371	06-11-2025	82-PV-1006B U/S drain line (I/V Bonnet Flange)	371	"	Flange	0	0	0	0	0	0
372	06-11-2025	82-PV-1006B U/S drain line (End Flange)	372	"	Flange	0	0	0	0	0	0
373	06-11-2025	82-PV-1006B D/S drain line (I/V Gland)	373	"	Valve	0	0	0	0	0	0
374	06-11-2025	82-PV-1006B D/S drain line (I/V Bonnet Flange)	374	"	Bonnet	0	0	0	0	0	0
375	06-11-2025	82-PV-1006B D/S drain line (End Flange)	375	"	Flange	0	0	0	0	0	0
376	06-11-2025	82-PSV-2204 (PSV Top Flange)	376	3 Inch	Flange	0	0	0	0	0	0
377	06-11-2025	82-PSV-2204 (PSV U/S Flange)	377	"	Flange	0	0	0	0	0	0
378	06-11-2025	82-PSV-2204 (PSV D/S Flange)	378	"	Flange	0	0	0	0	0	0
379	06-11-2025	82-PSV-2204 U/S line (I/V Gland)	379	"	Valve	0	0	0	0	0	0
380	06-11-2025	82-PSV-2204 U/S line (I/V U/S Flange)	380	"	Flange	0	0	0	0	0	0
381	06-11-2025	82-PSV-2204 U/S line (I/V D/S Flange)	381	"	Flange	0	0	0	0	0	0
382	06-11-2025	82-PSV-2204 U/S line (I/V Bonnet Flange)	382	"	Flange	0	0	0	0	0	0
383	06-11-2025	82-PSV-2204 D/S line (I/V Gland)	383	Insulation	Valve	0	0	0	0	0	0
384	06-11-2025	82-PSV-2204 U/S drain line (I/V Gland)	384	0.5 Inch	Valve	0	0	0	0	0	0
385	06-11-2025	82-PSV-2204 U/S drain line (I/V Bonnet Flange)	385	"	Bonnet	0	0	0	0	0	0
386	06-11-2025	82-PSV-2204 U/S drain line (End Flange)	386	"	Flange	0	0	0	0	0	0
387	06-11-2025	82-PSV-2309 (PSV Top Flange)	387	2 Inch	Flange	0	0	0	0	0	0
388	06-11-2025	82-PSV-2309 (PSV U/S Flange)	388	"	Flange	0	0	0	0	0	0
389	06-11-2025	82-PSV-2309 (PSV D/S Flange)	389	"	Flange	0	0	0	0	0	0
390	06-11-2025	82-PSV-2309 U/S line (I/V Gland)	390	"	Valve	0	0	0	0	0	0
391	06-11-2025	82-PSV-2309 U/S line (I/V U/S Flange)	391	"	Flange	0	0	0	0	0	0
392	06-11-2025	82-PSV-2309 U/S line (I/V D/S Flange)	392	"	Flange	0	0	0	0	0	0
393	06-11-2025	82-PSV-2309 U/S line (I/V Bonnet Flange)	393	"	Flange	0	0	0	0	0	0
394	06-11-2025	82-PSV-2309 D/S line (I/V Gland)	394	Insulation	Valve	0	0	0	0	0	0
395	06-11-2025	82-PSV-2309 East side Bypass line (I/V Gland)	395	Insulation	Valve	0	0	0	0	0	0
396	06-11-2025	82-PSV-2309 West side Bypass line (I/V Gland)	396	Insulation	Valve	0	0	0	0	0	0
397	06-11-2025	82-PSV-2309 Bypass drain line (I/V Gland)	397	0.5 Inch	Valve	0	0	0	0	0	0
398	06-11-2025	82-PSV-2309 Bypass drain line (I/V Bonnet Flange)	398	"	Flange	0	0	0	0	0	0
399	06-11-2025	82-PSV-2309 Bypass drain line (End Flange)	399	"	Flange	0	0	0	0	0	0

Sr.No.	Date	Location	Tag No.	Line Size	Componenet Type	Screening Value (PPM) before Repair	Emission Kg/Hr	Emission Kg/day	Screening Value (PPM) afterRepair	Emission Kg/Hr	Emission Kg/day
400	06-11-2025	82-PSV-2302 (PSV Top Flange)	400	4 Inch	Flange	0	0	0	0	0	0
401	06-11-2025	82-PSV-2302 (PSV U/S Flange)	401	"	Flange	0	0	0	0	0	0
402	06-11-2025	82-PSV-2302 (PSV D/S Flange)	402	"	Flange	0	0	0	0	0	0
403	06-11-2025	82-PSV-2302 U/S line (I/V Gland)	403	"	Valve	0	0	0	0	0	0
404	06-11-2025	82-PSV-2302 U/S line (I/V U/S Flange)	404	"	Flange	0	0	0	0	0	0
405	06-11-2025	82-PSV-2302 U/S line (I/V D/S Flange)	405	"	Flange	0	0	0	0	0	0
406	06-11-2025	82-PSV-2302 U/S line (I/V Bonnet Flange)	406	"	Flange	0	0	0	0	0	0
407	06-11-2025	82-PSV-2302 D/S line (I/V Gland)	407	Insulation	Valve	0	0	0	0	0	0
408	06-11-2025	82-PSV-2302 East side Bypass line (I/V Gland)	408	Insulation	Valve	0	0	0	0	0	0
409	06-11-2025	82-PSV-2302 West side Bypass line (I/V Gland)	409	Insulation	Valve	0	0	0	0	0	0
410	06-11-2025	82-PSV-2302 Bypass drain line (I/V Gland)	410	0.5 Inch	Valve	0	0	0	0	0	0
411	06-11-2025	82-PSV-2302 Bypass drain line (I/V Bonnet Flange)	411	"	Flange	0	0	0	0	0	0
412	06-11-2025	82-PSV-2302 Bypass drain line (End Flange)	412	"	Flange	0	0	0	0	0	0
413	06-11-2025	82-R-02A Inlet line lower/1st (I/V Gland)	413	Insulation	Valve	829	0.000650	0.015593479	829	0.000650	0.015593479
414	06-11-2025	82-R-02A Inlet line upper/2nd (I/V Gland)	414	Insulation	Valve	7.3	0.000031	0.000747282	7.3	0.000031	0.000747282
415	06-11-2025	82-R-02A Outlet line 1st (I/V Gland)	415	Insulation	Valve	195.5	0.000257	0.006168041	195.5	0.000257	0.006168041
416	06-11-2025	82-R-02A Outlet line 2nd (I/V Gland)	416	Insulation	Valve	19.9	0.000059	0.001422639	19.9	0.000059	0.001422639
417	06-11-2025	82-R-02A Ledleg line upper (I/V Gland)	417	Insulation	Valve	0	0	0	0	0	0
418	06-11-2025	82-R-02A Ledleg line lower (I/V Gland)	418	Insulation	Valve	0	0	0	0	0	0
419	06-11-2025	82-R-02A To 82-R-002 A/B Circulating line 1st (I/V Gland)	419	Insulation	Valve	32.2	0.000081	0.001937646	32.2	0.000081	0.001937646
420	06-11-2025	82-R-02A To 82-R-002 A/B Circulating lin 2nd (I/V Gland)	420	Insulation	Valve	0	0	0	0	0	0
421	06-11-2025	82-R-02B Inlet line lower/1st (I/V Gland)	421	Insulation	Valve	758.9	0.000614	0.014733621	758.9	0.000614	0.014733621
422	06-11-2025	82-R-02B Inlet line upper/2nd (I/V Gland)	422	Insulation	Valve	4.6	0.000023	0.000555548	4.6	0.000023	0.000555548
423	06-11-2025	82-R-02B Outlet line 1st (I/V Gland)	423	Insulation	Valve	871.3	0.000671	0.016099734	871.3	0.000671	0.016099734
424	06-11-2025	82-R-02B Outlet line 2nd (I/V Gland)	424	Insulation	Valve	109.6	0.000177	0.004253921	109.6	0.000177	0.004253921
425	06-11-2025	82-R-02B Ledleg line upper (I/V Gland)	425	Insulation	Valve	0	0	0	0	0	0
426	06-11-2025	82-R-02B Ledleg line lower(I/V Gland)	426	Insulation	Valve	0	0	0	0	0	0
427	06-11-2025	82-R-02B To 82-R-002 A/B Circulating line 1st (I/V Gland)	427	Insulation	Valve	19.4	0.000058	0.001399586	19.4	0.000058	0.001399586
428	06-11-2025	82-R-02B To 82-R-002 A/B Circulating lin 2nd (I/V Gland)	428	Insulation	Valve	699.9	0.000583	0.013987763	699.9	0.000583	0.013987763
429	06-11-2025	82-R-02B N2 From X-003 To R-02B line 1st (I/V Gland)	429	Insulation	Valve	0	0	0	0	0	0
430	06-11-2025	82-R-02B N2 From X-003 To R-02B line 2nd (I/V Gland)	430	Insulation	Valve	0	0	0	0	0	0

Sr.No.	Date	Location	Tag No.	Line Size	Componenet Type	Screening Value (PPM) before Repair	Emission Kg/Hr	Emission Kg/day	Screening Value (PPM) afterRepair	Emission Kg/Hr	Emission Kg/day
CPP											
1	10-11-2025	A Pass line No.1 (I/V Gland)	1	0.5 Inch	VALVE	0	0	0	0	0	0
2	10-11-2025	A Pass line No.1 (I/V Bonnet Flange)	2	"	Flange	0	0	0	0	0	0
3	10-11-2025	A Pass line No.2 (I/V Gland)	3	"	VALVE	0	0	0	0	0	0
4	10-11-2025	A Pass line No.2 (I/V Bonnet Flange)	4	"	Flange	0	0	0	0	0	0
5	10-11-2025	A Pass line No.3 (I/V Gland)	5	"	Valve	0	0	0	0	0	0
6	10-11-2025	A Pass line No.3 (I/V Bonnet Flange)	6	"	Flange	0	0	0	0	0	0
7	10-11-2025	A Pass line No.4 (I/V Gland)	7	"	Valve	0	0	0	0	0	0
8	10-11-2025	A Pass line No.4 (I/V Bonnet Flange)	8	"	Flange	0	0	0	0	0	0
9	10-11-2025	A Pass line No.5 (I/V Gland)	9	"	Valve	0	0	0	0	0	0
10	10-11-2025	A Pass line No.5 (I/V Bonnet Flange)	10	"	Flange	0	0	0	0	0	0
11	10-11-2025	B Pass line No.1 (I/V Gland)	11	0.5 Inch	Valve	0	0	0	0	0	0
12	10-11-2025	B Pass line No.1 (I/V Bonnet Flange)	12	"	Flange	0	0	0	0	0	0
13	10-11-2025	B Pass line No.2 (I/V Gland)	13	"	Valve	0	0	0	0	0	0
14	10-11-2025	B Pass line No.2 (I/V Bonnet Flange)	14	"	Flange	0	0	0	0	0	0
15	10-11-2025	B Pass line No.3 (I/V Gland)	15	"	Valve	0	0	0	0	0	0
16	10-11-2025	B Pass line No.3 (I/V Bonnet Flange)	16	"	Flange	0	0	0	0	0	0
17	10-11-2025	B Pass line No.4 (I/V Gland)	17	"	Valve	0	0	0	0	0	0
18	10-11-2025	B Pass line No.4 (I/V Bonnet Flange)	18	"	Flange	0	0	0	0	0	0
19	10-11-2025	B Pass line No.5 (I/V Gland)	19	"	Valve	0	0	0	0	0	0
20	10-11-2025	B Pass line No.5 (I/V Bonnet Flange)	20	"	Flange	0	0	0	0	0	0
21	10-11-2025	A Pass line Main line (I/V Gland)	21	1.5 Inch	Valve	0	0	0	0	0	0
22	10-11-2025	A Pass line Main line (I/V Bonnet Flange)	22	"	Flange	0	0	0	0	0	0
23	10-11-2025	B Pass line (I/V Gland)	23	"	Valve	0	0	0	0	0	0
24	10-11-2025	B Pass line (I/V Bonnet Flange)	24	"	Flange	0	0	0	0	0	0
25	10-11-2025	Control valve (C/V Gland)	25	10 Inch	Valve	160.7	0.000227	0.005438676	160.7	0.000227	0.005438676
26	10-11-2025	Control valve (U/S Flange)	26	"	Flange	0	0	0	0	0	0
27	10-11-2025	Control valve (D/S Flange)	27	"	Flange	0	0	0	0	0	0
28	10-11-2025	Control valve (C/V Bonnet Flange)	28	"	Flange	0	0	0	0	0	0
29	10-11-2025	Control valve U/S line (I/V Gland)	29	"	Valve	0	0	0	0	0	0
30	10-11-2025	Control valve U/S line (U/S Flange)	30	"	Flange	0	0	0	0	0	0
31	10-11-2025	Control valve U/S line (D/S Flange)	31	"	Flange	0	0	0	0	0	0
32	10-11-2025	Control valve U/S line (I/V Bonnet Flange)	32	"	Flange	0	0	0	0	0	0
33	10-11-2025	Control valve U/S line 2nd (I/V Gland)	33	"	Valve	0	0	0	0	0	0
34	10-11-2025	Control valve U/S line 2nd (U/S Flange)	34	"	Flange	0	0	0	0	0	0
35	10-11-2025	Control valve U/S line 2nd (D/S Flange)	35	"	Flange	0	0	0	0	0	0
36	10-11-2025	Control valve U/S line 2nd (I/V Bonnet Flange)	36	"	Flange	0	0	0	0	0	0
37	10-11-2025	Control valve D/S line (I/V Gland)	37	"	Valve	0	0	0	0	0	0
38	10-11-2025	Control valve D/S line (U/S Flange)	38	"	Flange	0	0	0	0	0	0
39	10-11-2025	Control valve D/S line (D/S Flange)	39	"	Flange	0	0	0	0	0	0

Sr.No.	Date	Location	Tag No.	Line Size	Componenet Type	Screening Value (PPM) before Repair	Emission Kg/Hr	Emission Kg/day	Screening Value (PPM) afterRepair	Emission Kg/Hr	Emission Kg/day
40	10-11-2025	Control valve D/S line 2nd (I/V Bonnet Flange)	40	"	Flange	0	0	0	0	0	0
41	10-11-2025	Control valve D/S line 2nd (I/V Gland)	41	"	Valve	0	0	0	0	0	0
42	10-11-2025	Control valve D/S line 2nd (U/S Flange)	42	"	Flange	0	0	0	0	0	0
43	10-11-2025		43	"	Flange	0	0	0	0	0	0
44	10-11-2025	Control valve D/S line (I/V Bonnet Flange)	44	"	Flange	0	0	0	0	0	0
45	10-11-2025	Control valve Bypass line (I/V Gland)	45	6 Inch	Valve	0	0	0	0	0	0
46	10-11-2025	Control valve Bypass line (U/S Flange)	46	"	Flange	0	0	0	0	0	0
47	10-11-2025	Control valve Bypass line (D/S Flange)	47	"	Flange	0	0	0	0	0	0
48	10-11-2025	Control valve Bypass line (I/V Bonnet Flange)	48	"	Flange	0	0	0	0	0	0
49	10-11-2025	FG TV-01 (C/V Gland)	49	6 Inch	Valve	0	0	0	0	0	0
50	10-11-2025	FG TV-01 (U/S Flange)	50	"	Flange	0	0	0	0	0	0
51	10-11-2025	FG TV-01 (D/S Flange)	51	"	Flange	0	0	0	0	0	0
52	10-11-2025	FG TV-01 (C/V Bonnet Flange)	52	"	Flange	0	0	0	0	0	0
53	10-11-2025	01-FCV-05 (C/V Gland)	53	"	Valve	0	0	0	0	0	0
54	10-11-2025	01-FCV-05 (U/S Flange)	54	"	Flange	0	0	0	0	0	0
55	10-11-2025	01-FCV-05 (D/S Flange)	55	"	Flange	0	0	0	0	0	0
56	10-11-2025	01-FCV-05 (C/V Bonnet Flange)	56	"	Flange	0	0	0	0	0	0
57	10-11-2025	01-FCV-05 U/S line (I/V Gland)	57	"	Valve	0	0	0	0	0	0
58	10-11-2025	01-FCV-05 U/S line (U/S Flange)	58	"	Flange	0	0	0	0	0	0
59	10-11-2025	01-FCV-05 U/S line(D/S Flange)	59	"	Flange	0	0	0	0	0	0
60	10-11-2025	01-FCV-05 U/S line (I/V Bonnet Flange)	60	"	Flange	0	0	0	0	0	0
61	10-11-2025	01-FCV-05 D/S line (I/V Gland)	61	"	Valve	0	0	0	0	0	0
62	10-11-2025	01-FCV-05 D/S line (U/S Flange)	62	"	Flange	0	0	0	0	0	0
63	10-11-2025	01-FCV-05 D/S line(D/S Flange)	63	"	Flange	0	0	0	0	0	0
64	10-11-2025	01-FCV-05 D/S line (I/V Bonnet Flange)	64	"	Flange	0	0	0	0	0	0
65	10-11-2025	01-FCV-05 Bypass line (I/V Gland)	65	3 Inch	Valve	0	0	0	0	0	0
66	10-11-2025	01-FCV-05 Bypass line (U/S Flange)	66	"	Flange	0	0	0	0	0	0
67	10-11-2025	01-FCV-05 Bypass line (D/S Flange)	67	"	Flange	0	0	0	0	0	0
68	10-11-2025	01-FCV-05 Bypass line (I/V Bonnet Flange)	68	"	Flange	0	0	0	0	0	0
69	10-11-2025	GBTV-1A (C/V Gland)	69	4 Inch	Valve	6.4	0.000029	0.00068675	6.4	0.000029	0.00068675
70	10-11-2025	GBTV-1A (U/S Flange)	70	"	Flange	0	0	0	0	0	0
71	10-11-2025	GBTV-1A (D/S Flange)	71	"	Flange	0	0	0	0	0	0
72	10-11-2025	GBTV-1A (C/V Bonnet Flange)	72	"	Flange	0	0	0	0	0	0
73	10-11-2025	GBTV-1B (C/V Gland)	73	"	Valve	0	0	0	0	0	0
74	10-11-2025	GBTV-1B (U/S Flange)	74	"	Flange	0	0	0	0	0	0
75	10-11-2025	GBTV-1B (D/S Flange)	75	"	Flange	0	0	0	0	0	0
76	10-11-2025	GBTV-1B (C/V Bonnet Flange)	76	"	Flange	0	0	0	0	0	0
77	10-11-2025	GB TV-1 A/B Main line / BURNER 1 I/V (I/V Gland)	77	3 Inch	Valve	0	0	0	0	0	0
78	10-11-2025	GB TV-1 A/B Main line / BURNER 1 I/V (U/S Flange)	78	"	Flange	0	0	0	0	0	0
79	10-11-2025	GB TV-1 A/B Main line / BURNER 1 I/V (D/S Flange)	79	"	Flange	0	0	0	0	0	0

Sr.No.	Date	Location	Tag No.	Line Size	Componenet Type	Screening Value (PPM) before Repair	Emission Kg/Hr	Emission Kg/day	Screening Value (PPM) afterRepair	Emission Kg/Hr	Emission Kg/day
80	10-11-2025	GB TV-1 A/B Main line / BURNER 1 I/V (I/V Bonnet Flange)	80	"	Flange	0	0	0	0	0	0
81	10-11-2025	GBTV-2A (C/V Gland)	81	4 Inch	Valve	0	0	0	0	0	0
82	10-11-2025	GBTV-2A (U/S Flange)	82	"	Flange	0	0	0	0	0	0
83	10-11-2025	GBTV-2A (D/S Flange)	83	"	Flange	0	0	0	0	0	0
84	10-11-2025	GBTV-2A (C/V Bonnet Flange)	84	"	Flange	0	0	0	0	0	0
85	10-11-2025	GBTV-2B (C/V Gland)	85	"	Valve	15.6	0.000051	0.001216794	15.6	0.000051	0.001216794
86	10-11-2025	GBTV-2B (U/S Flange)	86	"	Flange	0	0	0	0	0	0
87	10-11-2025	GBTV-2B (D/S Flange)	87	"	Flange	0	0	0	0	0	0
88	10-11-2025	GBTV-2B (C/V Bonnet Flange)	88	"	Flange	0	0	0	0	0	0
89	10-11-2025	GB TV-2 A/B Main line / BURNER 2 I/V (I/V Gland)	89	3 Inch	Valve	0	0	0	0	0	0
90	10-11-2025	GB TV-2 A/B Main line / BURNER 2 I/V (U/S Flange)	90	"	Flange	0	0	0	0	0	0
91	10-11-2025	GB TV-2 A/B Main line / BURNER 2 I/V (D/S Flange)	91	"	Flange	0	0	0	0	0	0
92	10-11-2025	GB TV-2 A/B Main line / BURNER 2 I/V (I/V Bonnet Flange)	92	"	Flange	0	0	0	0	0	0
93	11-11-2025	GBTV-3A (C/V Gland)	93	4 Inch	Valve	0	0	0	0	0	0
94	11-11-2025	GBTV-3A (U/S Flange)	94	"	Flange	0	0	0	0	0	0
95	11-11-2025	GBTV-3A (D/S Flange)	95	"	Flange	0	0	0	0	0	0
96	11-11-2025	GBTV-3A (C/V Bonnet Flange)	96	"	Flange	0	0	0	0	0	0
97	11-11-2025	GBTV-3B (C/V Gland)	97	"	Valve	4.2	0.000022	0.00052 4031	4.2	0.000022	0.000524031
98	11-11-2025	GBTV-3B (U/S Flange)	98	"	Flange	0	0	0	0	0	0
99	11-11-2025	GBTV-3B (D/S Flange)	99	"	Flange	0	0	0	0	0	0
100	11-11-2025	GBTV-3B (C/V Bonnet Flange)	100	"	Flange	0	0	0	0	0	0
101	11-11-2025	GB TV-3 A/B Main line / BURNER 3 I/V (I/V Gland)	101	3 Inch	Valve	0	0	0	0	0	0
102	11-11-2025	GB TV-3 A/B Main line / BURNER 3 I/V (U/S Flange)	102	"	Flange	0	0	0	0	0	0
103	11-11-2025	GB TV-3 A/B Main line / BURNER 3 I/V (D/S Flange)	103	"	Flange	0	0	0	0	0	0
104	11-11-2025	GB TV-3 A/B Main line / BURNER 3 I/V (I/V Bonnet Flange)	104	"	Flange	0	0	0	0	0	0
105	11-11-2025	Igniter gas line manual isolation valve before strainer (I/V Gland)	105	0.5 Inch	Valve	0	0	0	0	0	0
106	11-11-2025	Igniter gas line manual isolation valve before strainer (I/V Bonnet Flange)	106	"	Flange	0	0	0	0	0	0
107	11-11-2025	Igniter gas line strainer (U/S Join)	107	"	Join	0	0	0	0	0	0
108	11-11-2025	Igniter gas line strainer (D/S Join)	108	"	Join	0	0	0	0	0	0
109	11-11-2025	GBTV-4A (C/V Gland)	109	4 Inch	Valve	8.3	0.000034	0.00081 1482	8.3	0.000034	0.000811482
110	11-11-2025	GBTV-4A (U/S Flange)	110	"	Flange	0	0	0	0	0	0
111	11-11-2025	GBTV-4A (D/S Flange)	111	"	Flange	0	0	0	0	0	0
112	11-11-2025	GBTV-4A (C/V Bonnet Flange)	112	"	Flange	0	0	0	0	0	0
113	11-11-2025	GBTV-4B (C/V Gland)	113	"	Valve	63.7	0.000125	0.00300 2538	63.7	0.000125	0.003002538
114	11-11-2025	GBTV-4B (U/S Flange)	114	"	Flange	0	0	0	0	0	0
115	11-11-2025	GBTV-4B (D/S Flange)	115	"	Flange	0	0	0	0	0	0
116	11-11-2025	GBTV-4B (C/V Bonnet Flange)	116	"	Flange	0	0	0	0	0	0
117	11-11-2025	GB TV-4 A/B Main line / BURNER 4 I/V (I/V Gland)	117	3 Inch	Valve	217.9	0.000276	0.00661 2903	217.9	0.000276	0.006612903
118	11-11-2025	GB TV-4 A/B Main line / BURNER 4 I/V (U/S Flange)	118	"	Flange	0	0	0	0	0	0
119	11-11-2025	GB TV-4 A/B Main line / BURNER 4 I/V (D/S Flange)	119	"	Flange	0	0	0	0	0	0

Sr.No.	Date	Location	Tag No.	Line Size	Componenet Type	Screening Value (PPM) before Repair	Emission Kg/Hr	Emission Kg/day	Screening Value (PPM) afterRepair	Emission Kg/Hr	Emission Kg/day
120	11-11-2025	GB TV-4 A/B Main line / BURNER 4 I/V (I/V Bonnet Flange)	120	"	Flange	0	0	0	0	0	0
121	11-11-2025	Igniter gas line manual isolation valve before strainer (I/V Gland)	121	0.5 Inch	Valve	0	0	0	0	0	0
122	11-11-2025	Igniter gas line manual isolation valve before strainer (I/V Bonnet Flange)	122	"	Flange	0	0	0	0	0	0
123	11-11-2025	Igniter gas line strainer (U/S Join)	123	"	Join	0	0	0	0	0	0
124	11-11-2025	Igniter gas line strainer (D/S Join)	124	"	Join	0	0	0	0	0	0
125	10-11-2025	FG TV-02 (C/V Gland)	125	6 Inch	Valve	0	0	0	0	0	0
126	10-11-2025	FG TV-02 (U/S Flange)	126	"	Flange	0	0	0	0	0	0
127	10-11-2025	FG TV-02 (D/S Flange)	127	"	Flange	0	0	0	0	0	0
128	10-11-2025	FG TV-02 (C/V Bonnet Flange)	128	"	Flange	0	0	0	0	0	0
129	10-11-2025	02-FCV-05 (C/V Gland)	129	"	Valve	0	0	0	0	0	0
130	10-11-2025	02-FCV-05 (U/S Flange)	130	"	Flange	0	0	0	0	0	0
131	10-11-2025	02-FCV-05 (D/S Flange)	131	"	Flange	0	0	0	0	0	0
132	10-11-2025	02-FCV-05 (C/V Bonnet Flange)	132	"	Flange	0	0	0	0	0	0
133	10-11-2025	02-FCV-05 U/S line (I/V Gland)	133	"	Valve	0	0	0	0	0	0
134	10-11-2025	02-FCV-05 U/S line (U/S Flange)	134	"	Flange	0	0	0	0	0	0
135	10-11-2025	02-FCV-05 U/S line(D/S Flange)	135	"	Flange	0	0	0	0	0	0
136	10-11-2025	02-FCV-05 U/S line (I/V Bonnet Flange)	136	"	Flange	0	0	0	0	0	0
137	10-11-2025	02-FCV-05 D/S line (I/V Gland)	137	"	Valve	0	0	0	0	0	0
138	10-11-2025	02-FCV-05 D/S line (U/S Flange)	138	"	Flange	0	0	0	0	0	0
139	10-11-2025	02-FCV-05 D/S line(D/S Flange)	139	"	Flange	0	0	0	0	0	0
140	10-11-2025	02-FCV-05 D/S line (I/V Bonnet Flange)	140	"	Flange	0	0	0	0	0	0
141	10-11-2025	02-FCV-05 Bypass line (I/V Gland)	141	3 Inch	Valve	0	0	0	0	0	0
142	10-11-2025	02-FCV-05 Bypass line (U/S Flange)	142	"	Flange	0	0	0	0	0	0
143	10-11-2025	02-FCV-05 Bypass line (D/S Flange)	143	"	Flange	0	0	0	0	0	0
144	10-11-2025	02-FCV-05 Bypass line (I/V Bonnet Flange)	144	"	Flange	0	0	0	0	0	0
145	10-11-2025	GBTV-1A (C/V Gland)	145	4 Inch	Valve	0	0	0	0	0	0
146	10-11-2025	GBTV-1A (U/S Flange)	146	"	Flange	0	0	0	0	0	0
147	10-11-2025	GBTV-1A (D/S Flange)	147	"	Flange	0	0	0	0	0	0
148	10-11-2025	GBTV-1A (C/V Bonnet Flange)	148	"	Flange	0	0	0	0	0	0
149	10-11-2025	GBTV-1B (C/V Gland)	149	"	Valve	0	0	0	0	0	0
150	10-11-2025	GBTV-1B (U/S Flange)	150	"	Flange	0	0	0	0	0	0
151	10-11-2025	GBTV-1B (D/S Flange)	151	"	Flange	0	0	0	0	0	0
152	10-11-2025	GBTV-1B (C/V Bonnet Flange)	152	"	Flange	0	0	0	0	0	0
153	10-11-2025	GB TV-1 A/B Main line / BURNER 1 I/V (I/V Gland)	153	3 Inch	Valve	0	0	0	0	0	0
154	10-11-2025	GB TV-1 A/B Main line / BURNER 1 I/V (U/S Flange)	154	"	Flange	0	0	0	0	0	0
155	10-11-2025	GB TV-1 A/B Main line / BURNER 1 I/V (D/S Flange)	155	"	Flange	0	0	0	0	0	0
156	10-11-2025	GB TV-1 A/B Main line / BURNER 1 I/V (I/V Bonnet Flange)	156	"	Flange	0	0	0	0	0	0
157	10-11-2025	GBTV-2A (C/V Gland)	157	4 Inch	Valve	0	0	0	0	0	0
158	10-11-2025	GBTV-2A (U/S Flange)	158	"	Flange	0	0	0	0	0	0
159	10-11-2025	GBTV-2A (D/S Flange)	159	"	Flange	0	0	0	0	0	0

Sr.No.	Date	Location	Tag No.	Line Size	Componenet Type	Screening Value (PPM) before Repair	Emission Kg/Hr	Emission Kg/day	Screening Value (PPM) afterRepair	Emission Kg/Hr	Emission Kg/day
160	10-11-2025	GBTV-2A (C/V Bonnet Flange)	160	"	Flange	0	0	0	0	0	0
161	10-11-2025	GBTV-2B (C/V Gland)	161	"	Valve	0	0	0	0	0	0
162	10-11-2025	GBTV-2B (U/S Flange)	162	"	Flange	0	0	0	0	0	0
163	10-11-2025	GBTV-2B (D/S Flange)	163	"	Flange	0	0	0	0	0	0
164	10-11-2025	GBTV-2B (C/V Bonnet Flange)	164	"	Flange	0	0	0	0	0	0
165	10-11-2025	GB TV-2 A/B Main line / BURNER 2 I/V (I/V Gland)	165	3 Inch	Valve	0	0	0	0	0	0
166	10-11-2025	GB TV-2 A/B Main line / BURNER 2 I/V (U/S Flange)	166	"	Flange	0	0	0	0	0	0
167	10-11-2025	GB TV-2 A/B Main line / BURNER 2 I/V (D/S Flange)	167	"	Flange	0	0	0	0	0	0
168	10-11-2025	GB TV-2 A/B Main line / BURNER 2 I/V (I/V Bonnet Flange)	168	"	Flange	0	0	0	0	0	0
169	11-11-2025	GBTV-3A (C/V Gland)	169	4 Inch	Valve	0	0	0	0	0	0
170	11-11-2025	GBTV-3A (U/S Flange)	170	"	Flange	0	0	0	0	0	0
171	11-11-2025	GBTV-3A (D/S Flange)	171	"	Flange	0	0	0	0	0	0
172	11-11-2025	GBTV-3A (C/V Bonnet Flange)	172	"	Flange	0	0	0	0	0	0
173	11-11-2025	GBTV-3B (C/V Gland)	173	"	Valve	0	0	0	0	0	0
174	11-11-2025	GBTV-3B (U/S Flange)	174	"	Flange	0	0	0	0	0	0
175	11-11-2025	GBTV-3B (D/S Flange)	175	"	Flange	0	0	0	0	0	0
176	11-11-2025	GBTV-3B (C/V Bonnet Flange)	176	"	Flange	0	0	0	0	0	0
177	11-11-2025	GB TV-3 A/B Main line / BURNER 3 I/V (I/V Gland)	177	3 Inch	Valve	0	0	0	0	0	0
178	11-11-2025	GB TV-3 A/B Main line / BURNER 3 I/V (U/S Flange)	178	"	Flange	0	0	0	0	0	0
179	11-11-2025	GB TV-3 A/B Main line / BURNER 3 I/V (D/S Flange)	179	"	Flange	0	0	0	0	0	0
180	11-11-2025	GB TV-3 A/B Main line / BURNER 3 I/V (I/V Bonnet Flange)	180	"	Flange	0	0	0	0	0	0
181	11-11-2025	Igniter gas line manual isolation valve before strainer (I/V Gland)	181	0.5 Inch	Valve	0	0	0	0	0	0
182	11-11-2025	Igniter gas line manual isolation valve before strainer (I/V Bonnet Flange)	182	"	Flange	0	0	0	0	0	0
183	11-11-2025	Igniter gas line strainer (U/S Join)	183	"	Join	0	0	0	0	0	0
184	11-11-2025	Igniter gas line strainer (D/S Join)	184	"	Join	0	0	0	0	0	0
185	11-11-2025	GBTV-4A (C/V Gland)	185	4 Inch	Valve	0	0	0	0	0	0
186	11-11-2025	GBTV-4A (U/S Flange)	186	"	Flange	0	0	0	0	0	0
187	11-11-2025	GBTV-4A (D/S Flange)	187	"	Flange	0	0	0	0	0	0
188	11-11-2025	GBTV-4A (C/V Bonnet Flange)	188	"	Flange	0	0	0	0	0	0
189	11-11-2025	GBTV-4B (C/V Gland)	189	"	Valve	0	0	0	0	0	0
190	11-11-2025	GBTV-4B (U/S Flange)	190	"	Flange	0	0	0	0	0	0
191	11-11-2025	GBTV-4B (D/S Flange)	191	"	Flange	0	0	0	0	0	0
192	11-11-2025	GBTV-4B (C/V Bonnet Flange)	192	"	Flange	0	0	0	0	0	0
193	11-11-2025	GB TV-4 A/B Main line / BURNER 4 I/V (I/V Gland)	193	3 Inch	Valve	0	0	0	0	0	0
194	11-11-2025	GB TV-4 A/B Main line / BURNER 4 I/V (U/S Flange)	194	"	Flange	0	0	0	0	0	0
195	11-11-2025	GB TV-4 A/B Main line / BURNER 4 I/V (D/S Flange)	195	"	Flange	0	0	0	0	0	0
196	11-11-2025	GB TV-4 A/B Main line / BURNER 4 I/V (I/V Bonnet Flange)	196	"	Flange	0	0	0	0	0	0
197	11-11-2025	Igniter gas line manual isolation valve before strainer (I/V Gland)	197	0.5 Inch	Valve	0	0	0	0	0	0
198	11-11-2025	Igniter gas line manual isolation valve before strainer (I/V Bonnet Flange)	198	"	Flange	0	0	0	0	0	0
199	11-11-2025	Igniter gas line strainer (U/S Join)	199	"	Join	0	0	0	0	0	0

Sr.No.	Date	Location	Tag No.	Line Size	Componenet Type	Screening Value (PPM) before Repair	Emission Kg/Hr	Emission Kg/day	Screening Value (PPM) afterRepair	Emission Kg/Hr	Emission Kg/day
200	11-11-2025	Igniter gas line strainer (D/S Join)	200	"	Join	0	0	0	0	0	0
201	10-11-2025	FG TV-03 (C/V Gland)	201	6 Inch	Valve	0	0	0	0	0	0
202	10-11-2025	FG TV-03 (U/S Flange)	202	"	Flange	0	0	0	0	0	0
203	10-11-2025	FG TV-03 (D/S Flange)	203	"	Flange	0	0	0	0	0	0
204	10-11-2025	FG TV-03 (C/V Bonnet Flange)	204	"	Flange	0	0	0	0	0	0
205	10-11-2025	03-FCV-05 (C/V Gland)	205	"	Valve	0	0	0	0	0	0
206	10-11-2025	03-FCV-05 (U/S Flange)	206	"	Flange	0	0	0	0	0	0
207	10-11-2025	03-FCV-05 (D/S Flange)	207	"	Flange	0	0	0	0	0	0
208	10-11-2025	03-FCV-05 (C/V Bonnet Flange)	208	"	Flange	0	0	0	0	0	0
209	10-11-2025	03-FCV-05 U/S line (I/V Gland)	209	"	Valve	0	0	0	0	0	0
210	10-11-2025	03-FCV-05 U/S line (U/S Flange)	210	"	Flange	0	0	0	0	0	0
211	10-11-2025	03-FCV-05 U/S line(D/S Flange)	211	"	Flange	0	0	0	0	0	0
212	10-11-2025	03-FCV-05 U/S line (I/V Bonnet Flange)	212	"	Flange	0	0	0	0	0	0
213	10-11-2025	03-FCV-05 D/S line (I/V Gland)	213	"	Valve	0	0	0	0	0	0
214	10-11-2025	03-FCV-05 D/S line (U/S Flange)	214	"	Flange	0	0	0	0	0	0
215	10-11-2025	03-FCV-05 D/S line(D/S Flange)	215	"	Flange	0	0	0	0	0	0
216	10-11-2025	03-FCV-05 D/S line (I/V Bonnet Flange)	216	"	Flange	0	0	0	0	0	0
217	10-11-2025	03-FCV-05 Bypass line (I/V Gland)	217	3 Inch	Valve	0	0	0	0	0	0
218	10-11-2025	03-FCV-05 Bypass line (U/S Flange)	218	"	Flange	0	0	0	0	0	0
219	10-11-2025	03-FCV-05 Bypass line (D/S Flange)	219	"	Flange	0	0	0	0	0	0
220	10-11-2025	03-FCV-05 Bypass line (I/V Bonnet Flange)	220	"	Flange	0	0	0	0	0	0
221	10-11-2025	GBTV-1A (C/V Gland)	221	4 Inch	Valve	0	0	0	0	0	0
222	10-11-2025	GBTV-1A (U/S Flange)	222	"	Flange	0	0	0	0	0	0
223	10-11-2025	GBTV-1A (D/S Flange)	223	"	Flange	0	0	0	0	0	0
224	10-11-2025	GBTV-1A (C/V Bonnet Flange)	224	"	Flange	0	0	0	0	0	0
225	10-11-2025	GBTV-1B (C/V Gland)	225	"	Valve	0	0	0	0	0	0
226	10-11-2025	GBTV-1B (U/S Flange)	226	"	Flange	0	0	0	0	0	0
227	10-11-2025	GBTV-1B (D/S Flange)	227	"	Flange	0	0	0	0	0	0
228	10-11-2025	GBTV-1B (C/V Bonnet Flange)	228	"	Flange	0	0	0	0	0	0
229	10-11-2025	GB TV-1 A/B Main line / BURNER 1 I/V (I/V Gland)	229	3 Inch	Valve	0	0	0	0	0	0
230	10-11-2025	GB TV-1 A/B Main line / BURNER 1 I/V (U/S Flange)	230	"	Flange	0	0	0	0	0	0
231	10-11-2025	GB TV-1 A/B Main line / BURNER 1 I/V (D/S Flange)	231	"	Flange	0	0	0	0	0	0
232	10-11-2025	GB TV-1 A/B Main line / BURNER 1 I/V (I/V Bonnet Flange)	232	"	Flange	0	0	0	0	0	0
233	10-11-2025	GBTV-2A (C/V Gland)	233	4 Inch	Valve	0	0	0	0	0	0
234	10-11-2025	GBTV-2A (U/S Flange)	234	"	Flange	0	0	0	0	0	0
235	10-11-2025	GBTV-2A (D/S Flange)	235	"	Flange	0	0	0	0	0	0
236	10-11-2025	GBTV-2A (C/V Bonnet Flange)	236	"	Flange	0	0	0	0	0	0
237	10-11-2025	GBTV-2B (C/V Gland)	237	"	Valve	0	0	0	0	0	0
238	10-11-2025	GBTV-2B (U/S Flange)	238	"	Flange	0	0	0	0	0	0
239	10-11-2025	GBTV-2B (D/S Flange)	239	"	Flange	0	0	0	0	0	0

Sr.No.	Date	Location	Tag No.	Line Size	Componenet Type	Screening Value (PPM) before Repair	Emission Kg/Hr	Emission Kg/day	Screening Value (PPM) afterRepair	Emission Kg/Hr	Emission Kg/day
240	10-11-2025	GBTV-2B (C/V Bonnet Flange)	240	"	Flange	0	0	0	0	0	0
241	10-11-2025	GB TV-2 A/B Main line / BURNER 2 I/V (I/V Gland)	241	3 Inch	Valve	0	0	0	0	0	0
242	10-11-2025	GB TV-2 A/B Main line / BURNER 2 I/V (U/S Flange)	242	"	Flange	0	0	0	0	0	0
243	10-11-2025	GB TV-2 A/B Main line / BURNER 2 I/V (D/S Flange)	243	"	Flange	0	0	0	0	0	0
244	10-11-2025	GB TV-2 A/B Main line / BURNER 2 I/V (I/V Bonnet Flange)	244	"	Flange	0	0	0	0	0	0
245	11-11-2025	GBTV-3A (C/V Gland)	245	4 Inch	Valve	0	0	0	0	0	0
246	11-11-2025	GBTV-3A (U/S Flange)	246	"	Flange	0	0	0	0	0	0
247	11-11-2025	GBTV-3A (D/S Flange)	247	"	Flange	0	0	0	0	0	0
248	11-11-2025	GBTV-3A (C/V Bonnet Flange)	248	"	Flange	0	0	0	0	0	0
249	11-11-2025	GBTV-3B (C/V Gland)	249	"	Valve	0	0	0	0	0	0
250	11-11-2025	GBTV-3B (U/S Flange)	250	"	Flange	0	0	0	0	0	0
251	11-11-2025	GBTV-3B (D/S Flange)	251	"	Flange	0	0	0	0	0	0
252	11-11-2025	GBTV-3B (C/V Bonnet Flange)	252	"	Flange	0	0	0	0	0	0
253	11-11-2025	GB TV-3 A/B Main line / BURNER 3 I/V (I/V Gland)	253	3 Inch	Valve	0	0	0	0	0	0
254	11-11-2025	GB TV-3 A/B Main line / BURNER 3 I/V (U/S Flange)	254	"	Flange	0	0	0	0	0	0
255	11-11-2025	GB TV-3 A/B Main line / BURNER 3 I/V (D/S Flange)	255	"	Flange	0	0	0	0	0	0
256	11-11-2025	GB TV-3 A/B Main line / BURNER 3 I/V (I/V Bonnet Flange)	256	"	Flange	0	0	0	0	0	0
257	11-11-2025	Igniter gas line manual isolation valve before strainer (I/V Gland)	257	0.5 Inch	Valve	0	0	0	0	0	0
258	11-11-2025	Igniter gas line manual isolation valve before strainer (I/V Bonnet Flange)	258	"	Flange	0	0	0	0	0	0
259	11-11-2025	Igniter gas line strainer (U/S Join)	259	"	Join	0	0	0	0	0	0
260	11-11-2025	Igniter gas line strainer (D/S Join)	260	"	Join	0	0	0	0	0	0
261	11-11-2025	GBTV-4A (C/V Gland)	261	4 Inch	Valve	0	0	0	0	0	0
262	11-11-2025	GBTV-4A (U/S Flange)	262	"	Flange	0	0	0	0	0	0
263	11-11-2025	GBTV-4A (D/S Flange)	263	"	Flange	0	0	0	0	0	0
264	11-11-2025	GBTV-4A (C/V Bonnet Flange)	264	"	Flange	0	0	0	0	0	0
265	11-11-2025	GBTV-4B (C/V Gland)	265	"	Valve	0	0	0	0	0	0
266	11-11-2025	GBTV-4B (U/S Flange)	266	"	Flange	0	0	0	0	0	0
267	11-11-2025	GBTV-4B (D/S Flange)	267	"	Flange	0	0	0	0	0	0
268	11-11-2025	GBTV-4B (C/V Bonnet Flange)	268	"	Flange	0	0	0	0	0	0
269	11-11-2025	GB TV-4 A/B Main line / BURNER 4 I/V (I/V Gland)	269	3 Inch	Valve	0	0	0	0	0	0
270	11-11-2025	GB TV-4 A/B Main line / BURNER 4 I/V (U/S Flange)	270	"	Flange	0	0	0	0	0	0
271	11-11-2025	GB TV-4 A/B Main line / BURNER 4 I/V (D/S Flange)	271	"	Flange	0	0	0	0	0	0
272	11-11-2025	GB TV-4 A/B Main line / BURNER 4 I/V (I/V Bonnet Flange)	272	"	Flange	0	0	0	0	0	0
273	11-11-2025	Igniter gas line manual isolation valve before strainer (I/V Gland)	273	0.5 Inch	Valve	0	0	0	0	0	0
274	11-11-2025	Igniter gas line manual isolation valve before strainer (I/V Bonnet Flange)	274	"	Flange	0	0	0	0	0	0
275	11-11-2025	Igniter gas line strainer (U/S Join)	275	"	Join	0	0	0	0	0	0
276	11-11-2025	Igniter gas line strainer (D/S Join)	276	"	Join	0	0	0	0	0	0
277	10-11-2025	FG TV-04 (C/V Gland)	277	6 Inch	Valve	0	0	0	0	0	0
278	10-11-2025	FG TV-04 (U/S Flange)	278	"	Flange	0	0	0	0	0	0
279	10-11-2025	FG TV-04 (D/S Flange)	279	"	Flange	0	0	0	0	0	0

Sr.No.	Date	Location	Tag No.	Line Size	Componenet Type	Screening Value (PPM) before Repair	Emission Kg/Hr	Emission Kg/day	Screening Value (PPM) afterRepair	Emission Kg/Hr	Emission Kg/day
280	10-11-2025	FG TV-04 (C/V Bonnet Flange)	280	"	Flange	0	0	0	0	0	0
281	10-11-2025	04-FCV-05 (C/V Gland)	281	"	Valve	0	0	0	0	0	0
282	10-11-2025	04-FCV-05 (U/S Flange)	282	"	Flange	0	0	0	0	0	0
283	10-11-2025	04-FCV-05 (D/S Flange)	283	"	Flange	0	0	0	0	0	0
284	10-11-2025	04-FCV-05 (C/V Bonnet Flange)	284	"	Flange	0	0	0	0	0	0
285	10-11-2025	04-FCV-05 U/S line (I/V Gland)	285	"	Valve	0	0	0	0	0	0
286	10-11-2025	04-FCV-05 U/S line (U/S Flange)	286	"	Flange	0	0	0	0	0	0
287	10-11-2025	04-FCV-05 U/S line(D/S Flange)	287	"	Flange	0	0	0	0	0	0
288	10-11-2025	04-FCV-05 U/S line (I/V Bonnet Flange)	288	"	Flange	0	0	0	0	0	0
289	10-11-2025	04-FCV-05 D/S line (I/V Gland)	289	"	Valve	0	0	0	0	0	0
290	10-11-2025	04-FCV-05 D/S line (U/S Flange)	290	"	Flange	0	0	0	0	0	0
291	10-11-2025	04-FCV-05 D/S line(D/S Flange)	291	"	Flange	0	0	0	0	0	0
292	10-11-2025	04-FCV-05 D/S line (I/V Bonnet Flange)	292	"	Flange	0	0	0	0	0	0
293	10-11-2025	04-FCV-05 Bypass line (I/V Gland)	293	3 Inch	Valve	0	0	0	0	0	0
294	10-11-2025	04-FCV-05 Bypass line (U/S Flange)	294	"	Flange	0	0	0	0	0	0
295	10-11-2025	04-FCV-05 Bypass line (D/S Flange)	295	"	Flange	0	0	0	0	0	0
296	10-11-2025	04-FCV-05 Bypass line (I/V Bonnet Flange)	296	"	Flange	0	0	0	0	0	0
297	10-11-2025	GBTV-1A (C/V Gland)	297	4 Inch	Valve	0	0	0	0	0	0
298	10-11-2025	GBTV-1A (U/S Flange)	298	"	Flange	0	0	0	0	0	0
299	10-11-2025	GBTV-1A (D/S Flange)	299	"	Flange	0	0	0	0	0	0
300	10-11-2025	GBTV-1A (C/V Bonnet Flange)	300	"	Flange	0	0	0	0	0	0
301	10-11-2025	GBTV-1B (C/V Gland)	301	"	Valve	41.3	0.000095	0.00227 3374	41.3	0.000095	0.002273 374
302	10-11-2025	GBTV-1B (U/S Flange)	302	"	Flange	0	0	0	0	0	0
303	10-11-2025	GBTV-1B (D/S Flange)	303	"	Flange	0	0	0	0	0	0
304	10-11-2025	GBTV-1B (C/V Bonnet Flange)	304	"	Flange	0	0	0	0	0	0
305	10-11-2025	GB TV-1 A/B Main line / BURNER 1 I/V (I/V Gland)	305	3 Inch	Valve	0	0	0	0	0	0
306	10-11-2025	GB TV-1 A/B Main line / BURNER 1 I/V (U/S Flange)	306	"	Flange	0	0	0	0	0	0
307	10-11-2025	GB TV-1 A/B Main line / BURNER 1 I/V (D/S Flange)	307	"	Flange	0	0	0	0	0	0
308	10-11-2025	GB TV-1 A/B Main line / BURNER 1 I/V (I/V Bonnet Flange)	308	"	Flange	0	0	0	0	0	0
309	10-11-2025	GBTV-2A (C/V Gland)	309	4 Inch	Valve	54	0.000113	0.00270 0398	54	0.000113	0.002700 398
310	10-11-2025	GBTV-2A (U/S Flange)	310	"	Flange	0	0	0	0	0	0
311	10-11-2025	GBTV-2A (D/S Flange)	311	"	Flange	0	0	0	0	0	0
312	10-11-2025	GBTV-2A (C/V Bonnet Flange)	312	"	Flange	0	0	0	0	0	0
313	10-11-2025	GBTV-2B (C/V Gland)	313	"	Valve	0	0	0	0	0	0
314	10-11-2025	GBTV-2B (U/S Flange)	314	"	Flange	0	0	0	0	0	0
315	10-11-2025	GBTV-2B (D/S Flange)	315	"	Flange	0	0	0	0	0	0
316	10-11-2025	GBTV-2B (C/V Bonnet Flange)	316	"	Flange	0	0	0	0	0	0
317	10-11-2025	GB TV-2 A/B Main line / BURNER 2 I/V (I/V Gland)	317	3 Inch	Valve	0	0	0	0	0	0
318	10-11-2025	GB TV-2 A/B Main line / BURNER 2 I/V (U/S Flange)	318	"	Flange	0	0	0	0	0	0
319	10-11-2025	GB TV-2 A/B Main line / BURNER 2 I/V (D/S Flange)	319	"	Flange	0	0	0	0	0	0

Sr.No.	Date	Location	Tag No.	Line Size	Componenet Type	Screening Value (PPM) before Repair	Emission Kg/Hr	Emission Kg/day	Screening Value (PPM) afterRepair	Emission Kg/Hr	Emission Kg/day
320	10-11-2025	GB TV-2 A/B Main line / BURNER 2 I/V (I/V Bonnet Flange)	320	"	Flange	0	0	0	0	0	0
321	11-11-2025	GBTV-3A (C/V Gland)	321	4 Inch	Valve	10.4	0.000039	0.000937921	10.4	0.000039	0.000937921
322	11-11-2025	GBTV-3A (U/S Flange)	322	"	Flange	0	0	0	0	0	0
323	11-11-2025	GBTV-3A (D/S Flange)	323	"	Flange	0	0	0	0	0	0
324	11-11-2025	GBTV-3A (C/V Bonnet Flange)	324	"	Flange	0	0	0	0	0	0
325	11-11-2025	GBTV-3B (C/V Gland)	325	"	Valve	334.8	0.000363	0.00871251	334.8	0.000363	0.00871251
326	11-11-2025	GBTV-3B (U/S Flange)	326	"	Flange	0	0	0	0	0	0
327	11-11-2025	GBTV-3B (D/S Flange)	327	"	Flange	0	0	0	0	0	0
328	11-11-2025	GBTV-3B (C/V Bonnet Flange)	328	"	Flange	0	0	0	0	0	0
329	11-11-2025	GB TV-3 A/B Main line / BURNER 3 I/V (I/V Gland)	329	3 Inch	Valve	0	0	0	0	0	0
330	11-11-2025	GB TV-3 A/B Main line / BURNER 3 I/V (U/S Flange)	330	"	Flange	0	0	0	0	0	0
331	11-11-2025	GB TV-3 A/B Main line / BURNER 3 I/V (D/S Flange)	331	"	Flange	0	0	0	0	0	0
332	11-11-2025	GB TV-3 A/B Main line / BURNER 3 I/V (I/V Bonnet Flange)	332	"	Flange	0	0	0	0	0	0
333	11-11-2025	Igniter gas line manual isolation valve before strainer (I/V Gland)	333	0.5 Inch	Valve	7.5	0.000032	0.00076036	7.5	0.000032	0.00076036
334	11-11-2025	Igniter gas line manual isolation valve before strainer (I/V Bonnet Flange)	334	"	Flange	0	0	0	0	0	0
335	11-11-2025	Igniter gas line strainer (U/S Join)	335	"	Join	0	0	0	0	0	0
336	11-11-2025	Igniter gas line strainer (D/S Join)	336	"	Join	0	0	0	0	0	0
337	11-11-2025	GBTV-4A (C/V Gland)	337	4 Inch	Valve	0	0	0	0	0	0
338	11-11-2025	GBTV-4A (U/S Flange)	338	"	Flange	0	0	0	0	0	0
339	11-11-2025	GBTV-4A (D/S Flange)	339	"	Flange	0	0	0	0	0	0
340	11-11-2025	GBTV-4A (C/V Bonnet Flange)	340	"	Flange	0	0	0	0	0	0
341	11-11-2025	GBTV-4B (C/V Gland)	341	"	Valve	7.8	0.000032	0.000779751	7.8	0.000032	0.000779751
342	11-11-2025	GBTV-4B (U/S Flange)	342	"	Flange	0	0	0	0	0	0
343	11-11-2025	GBTV-4B (D/S Flange)	343	"	Flange	0	0	0	0	0	0
344	11-11-2025	GBTV-4B (C/V Bonnet Flange)	344	"	Flange	0	0	0	0	0	0
345	11-11-2025	GB TV-4 A/B Main line / BURNER 4 I/V (I/V Gland)	345	3 Inch	Valve	0	0	0	0	0	0
346	11-11-2025	GB TV-4 A/B Main line / BURNER 4 I/V (U/S Flange)	346	"	Flange	0	0	0	0	0	0
347	11-11-2025	GB TV-4 A/B Main line / BURNER 4 I/V (D/S Flange)	347	"	Flange	0	0	0	0	0	0
348	11-11-2025	GB TV-4 A/B Main line / BURNER 4 I/V (I/V Bonnet Flange)	348	"	Flange	0	0	0	0	0	0
349	11-11-2025	Igniter gas line manual isolation valve before strainer (I/V Gland)	349	0.5 Inch	Valve	0	0	0	0	0	0
350	11-11-2025	Igniter gas line manual isolation valve before strainer (I/V Bonnet Flange)	350	"	Flange	0	0	0	0	0	0
351	11-11-2025	Igniter gas line strainer (U/S Join)	351	"	Join	0	0	0	0	0	0
352	11-11-2025	Igniter gas line strainer (D/S Join)	352	"	Join	0	0	0	0	0	0

Sr.No.	Date	Location	Tag No.	Line Size	Componenet Type	Screening Value (PPM) before Repair	Emission Kg/Hr	Emission Kg/day	Screening Value (PPM) afterRepair	Emission Kg/Hr	Emission Kg/day
TANK FARM AREA											
1	13-11-2025	Tank-1725 - Pump Suction 47-P-105A/B GBT from 1714/15/lower line 1st (I/V Gland)	1	4 Inch	Valve	0	0	0	0	0	0
2	13-11-2025	Tank-1725 - Pump Suction 47-P-105A/B GBT from 1714/15/lower line 1st (I/V U/S Flange)	2	"	Flange	0	0	0	0	0	0
3	13-11-2025	Tank-1725 - Pump Suction 47-P-105A/B GBT from 1714/15/lower line 1st (I/V D/S Flange)	3	"	Flange	0	0	0	0	0	0
4	13-11-2025	Tank-1725 - Pump Suction 47-P-105A/B GBT from 1714/15/lower line 1st (I/V Flange (Bonnet))	4	"	Flange	0	0	0	0	0	0
5	13-11-2025	Tank-1725 - Pump Suction 47-P-105A/B GBT from 1714/15/lower line 2nd (I/V Gland)	5	"	Valve	0	0	0	0	0	0
6	13-11-2025	Tank-1725 - Pump Suction 47-P-105A/B GBT from 1714/15/lower line 2nd (I/V U/S Flange)	6	"	Flange	0	0	0	0	0	0
7	13-11-2025	Tank-1725 - Pump Suction 47-P-105A/B GBT from 1714/15/lower line 2nd (I/V D/S Flange)	7	"	Flange	0	0	0	0	0	0
8	13-11-2025	Tank-1725 - Pump Suction 47-P-105A/B GBT from 1714/15/lower line 2nd (I/V Flange (Bonnet))	8	"	Flange	0	0	0	0	0	0
9	13-11-2025	Tank-1725 Upper line 1st/west (I/V Gland)	9	8 Inch	Valve	0	0	0	0	0	0
10	13-11-2025	Tank-1725 Upper line 1st/west (I/V U/S Flange)	10	"	Flange	0	0	0	0	0	0
11	13-11-2025	Tank-1725 Upper line 1st/west (I/V D/S Flange)	11	"	Flange	0	0	0	0	0	0
12	13-11-2025	Tank-1725 Upper line 1st/west (I/V Flange (Bonnet))	12	"	Flange	0	0	0	0	0	0
13	13-11-2025	Tank-1725 Upper line 2nd/middle line (I/V Gland)	13	"	Valve	0	0	0	0	0	0
14	13-11-2025	Tank-1725 Upper line 2nd/middle line (I/V U/S Flange)	14	"	Flange	0	0	0	0	0	0
15	13-11-2025	Tank-1725 Upper line 2nd/middle line (I/V D/S Flange)	15	"	Flange	0	0	0	0	0	0
16	13-11-2025	Tank-1725 Upper line 2nd/middle line (I/V Flange (Bonnet)	16	"	Flange	0	0	0	0	0	0
17	13-11-2025	Tank-1725 Upper line 3rd/east line (I/V Gland)	17	4 Inch	Valve	30.2	0.000077	0.00185 9497	30.2	0.000077	0.001859 497
18	13-11-2025	Tank-1725 Upper line 3rd/east line (I/V U/S Flange)	18	"	Flange	0	0	0	0	0	0
19	13-11-2025	Tank-1725 Upper line 3rd/east line (I/V D/S Flange)	19	"	Flange	0	0	0	0	0	0
20	13-11-2025	Tank-1725 Upper line 3rd/east line (I/V Flange (Bonnet)	20	"	Flange	0	0	0	0	0	0
21	13-11-2025	Tank-1725 M.A R/D Recirculation line 1st/west line (I/V Gland)	21	"	Valve	0	0	0	0	0	0
22	13-11-2025	Tank-1725 M.A R/D Recirculation line 1st/west line (I/V U/S Flange)	22	"	Flange	0	0	0	0	0	0
23	13-11-2025	Tank-1725 M.A R/D Recirculation line 1st/west line (I/V D/S Flange)	23	"	Flange	0	0	0	0	0	0
24	13-11-2025	Tank-1725 M.A R/D Recirculation line 1st/west line (I/V Flange (Bonnet)	24	"	Flange	0	0	0	0	0	0
25	13-11-2025	Tank-1725 M.A R/D Recirculation line 2nd/middle line (I/V Gland)	25	"	Valve	8.3	0.000034	0.00081 1482	8.3	0.000034	0.000811 482
26	13-11-2025	Tank-1725 M.A R/D Recirculation line 2nd/middle line (I/V U/S Flange)	26	"	Flange	0	0	0	0	0	0
27	13-11-2025	Tank-1725 M.A R/D Recirculation line 2nd/middle line (I/V D/S Flange)	27	"	Flange	0	0	0	0	0	0
28	13-11-2025	Tank-1725 M.A R/D Recirculation line 2nd/middle line (I/V Flange (Bonnet)	28	"	Flange	0	0	0	0	0	0
29	13-11-2025	Tank-1725 M.A R/D Recirculation line 3rd/east line (I/V Gland)	29	"	Valve	0	0	0	0	0	0
30	13-11-2025	Tank-1725 M.A R/D Recirculation line 3rd/east line (I/V U/S Flange)	30	"	Flange	0	0	0	0	0	0
31	13-11-2025	Tank-1725 M.A R/D Recirculation line 3rd/east line (I/V D/S Flange)	31	"	Flange	0	0	0	0	0	0
32	13-11-2025	Tank-1725 M.A R/D Recirculation line 3rd/east line (I/V Flange (Bonnet)	32	"	Flange	0	0	0	0	0	0
33	13-11-2025	Tank-1723 Upper line (I/V Gland)	33	6 Inch	Valve	0	0	0	0	0	0
34	13-11-2025	Tank-1723 Upper line (I/V U/S Flange)	34	"	Flange	0	0	0	0	0	0
35	13-11-2025	Tank-1723 Upper line (I/V D/S Flange)	35	"	Flange	0	0	0	0	0	0
36	13-11-2025	Tank-1723 Upper line (I/V Flange (Bonnet))	36	"	Flange	0	0	0	0	0	0

Sr.No.	Date	Location	Tag No.	Line Size	Componenet Type	Screening Value (PPM) before Repair	Emission Kg/Hr	Emission Kg/day	Screening Value (PPM) afterRepair	Emission Kg/Hr	Emission Kg/day
37	13-11-2025	Tank-1723 Lower line (I/V Gland)	37	"	Valve	0	0	0	0	0	0
38	13-11-2025	Tank-1723 Lower line (I/V U/S Flange)	38	"	Flange	0	0	0	0	0	0
39	13-11-2025	Tank-1723 Lower line (I/V D/S Flange)	39	"	Flange	0	0	0	0	0	0
40	13-11-2025	Tank-1723 Lower line (I/V Flange (Bonnet))	40	"	Flange	0	0	0	0	0	0
41	13-11-2025	Tank-1724 Pump Suction 47-P-105A/B line(I/V Gland)	41	4 Inch	Valve	0	0	0	0	0	0
42	13-11-2025	Tank-1724 Pump Suction 47-P-105A/B line(I/V U/S Flange)	42	"	Flange	0	0	0	0	0	0
43	13-11-2025	Tank-1724 Pump Suction 47-P-105A/B line(I/V D/S Flange)	43	"	Flange	0	0	0	0	0	0
44	13-11-2025	Tank-1724 Pump Suction 47-P-105A/B line(I/V Flange (Bonnet))	44	"	Flange	0	0	0	0	0	0
45	13-11-2025	Tank-1724 Upper line (I/V Gland)	45	4 Inch	Valve	0	0	0	0	0	0
46	13-11-2025	Tank-1724 Upper line (I/V U/S Flange)	46	"	Flange	0	0	0	0	0	0
47	13-11-2025	Tank-1724 Upper line (I/V D/S Flange)	47	"	Flange	0	0	0	0	0	0
48	13-11-2025	Tank-1724 Upper line (I/V Flange (Bonnet))	48	"	Flange	0	0	0	0	0	0
49	13-11-2025	Tank-1724 Lower line 1st. (I/V Gland)	49	6 Inch	Valve	0	0	0	0	0	0
50	13-11-2025	Tank-1724 Lower line 1st. (I/V U/S Flange)	50	"	Flange	0	0	0	0	0	0
51	13-11-2025	Tank-1724 Lower line 1st. (I/V D/S Flange)	51	"	Flange	0	0	0	0	0	0
52	13-11-2025	Tank-1724 Lower line 1st. (I/V Flange (Bonnet))	52	"	Flange	0	0	0	0	0	0
53	13-11-2025	Tank-1724 Lower line 2nd (I/V Gland)	53	"	Valve	0	0	0	0	0	0
54	13-11-2025	Tank-1724 Lower line 2nd (I/V U/S Flange)	54	"	Flange	0	0	0	0	0	0
55	13-11-2025	Tank-1724 Lower line 2nd (I/V D/S Flange)	55	"	Flange	0	0	0	0	0	0
56	13-11-2025	Tank-1724 Lower line 2nd (I/V Flange (Bonnet))	56	"	Flange	0	0	0	0	0	0
57	13-11-2025	Tank-1724 Lower line 3rd (I/V Gland)	57	"	Valve	0	0	0	0	0	0
58	13-11-2025	Tank-1724 Lower line 3rd (I/V U/S Flange)	58	"	Flange	0	0	0	0	0	0
59	13-11-2025	Tank-1724 Lower line 3rd (I/V D/S Flange)	59	"	Flange	0	0	0	0	0	0
60	13-11-2025	Tank-1724 Tank-1724 Lower line 3rd (I/V Flange (Bonnet))	60	"	Flange	0	0	0	0	0	0
61	13-11-2025	Tank-1724 M.A R/D Recirculation line 1st/west (I/V Gland)	61	3 Inch	Valve	0	0	0	0	0	0
62	13-11-2025	Tank-1724 M.A R/D Recirculation line 1st/west (I/V U/S Flange)	62	"	Flange	0	0	0	0	0	0
63	13-11-2025	Tank-1724 M.A R/D Recirculation line 1st/west (I/V D/S Flange)	63	"	Flange	0	0	0	0	0	0
64	13-11-2025	Tank-1724 M.A R/D Recirculation line 1st/west (I/V Flange (Bonnet))	64	"	Flange	0	0	0	0	0	0
65	13-11-2025	Tank-1724 M.A R/D Recirculation line 2nd/east line (I/V Gland)	65	"	Valve	0	0	0	0	0	0
66	13-11-2025	Tank-1724 M.A R/D Recirculation line 2nd/east line (I/V U/S Flange)	66	"	Flange	0	0	0	0	0	0
67	13-11-2025	Tank-1724 M.A R/D Recirculation line 2nd/east line (I/V D/S Flange)	67	"	Flange	0	0	0	0	0	0
68	13-11-2025	Tank-1724 M.A R/D Recirculation line 2nd/east line (I/V Flange (Bonnet))	68	"	Flange	0	0	0	0	0	0
69	13-11-2025	Tank-1720 In/Out upper line 1st (I/V Gland)	69	4 Inch	Valve	8770	0.002954	0.070898	8770	0.002954	0.070898
70	13-11-2025	Tank-1720 In/Out upper line 1st (I/V U/S Flange)	70	"	Flange	0	0	0	0	0	0
71	13-11-2025	Tank-1720 In/Out upper line 1st (I/V D/S Flange)	71	"	Flange	0	0	0	0	0	0
72	13-11-2025	Tank-1720 In/Out upper line 1st (I/V Flange (Bonnet))	72	"	Flange	0	0	0	0	0	0
73	13-11-2025	Tank-1720 In/Out upper line 2nd (I/V Gland)	73	"	Valve	0	0	0	0	0	0
74	13-11-2025	Tank-1720 In/Out upper line 2nd (I/V U/S Flange)	74	"	Flange	0	0	0	0	0	0
75	13-11-2025	Tank-1720 In/Out upper line 2nd (I/V D/S Flange)	75	"	Flange	0	0	0	0	0	0
76	13-11-2025	Tank-1720 In/Out upper line 2nd (I/V Flange (Bonnet)	76	"	Flange	0	0	0	0	0	0

Sr.No.	Date	Location	Tag No.	Line Size	Componenet Type	Screening Value (PPM) before Repair	Emission Kg/Hr	Emission Kg/day	Screening Value (PPM) afterRepair	Emission Kg/Hr	Emission Kg/day
77	13-11-2025	Tank-1720 In/Out lower line 1st (I/V Gland)	77	"	Valve	0	0	0	0	0	0
78	13-11-2025	Tank-1720 In/Out lower line 1st (I/V U/S Flange)	78	"	Flange	0	0	0	0	0	0
79	13-11-2025	Tank-1720 In/Out lower line 1st (I/V D/S Flange)	79	"	Flange	0	0	0	0	0	0
80	13-11-2025	Tank-1720 In/Out lower line 1st (I/V Flange (Bonnet)	80	"	Flange	0	0	0	0	0	0
81	13-11-2025	Tank-1720 In/Out lower line 2nd (I/V Gland)	81	2 Inch	Valve	0	0	0	0	0	0
82	13-11-2025	Tank-1720 In/Out lower line 2nd (I/V U/S Flange)	82	"	Flange	0	0	0	0	0	0
83	13-11-2025	Tank-1720 In/Out lower line 2nd (I/V D/S Flange)	83	"	Flange	0	0	0	0	0	0
84	13-11-2025	Tank-1720 In/Out lower line 2nd (I/V Flange (Bonnet)	84	"	Flange	0	0	0	0	0	0
85	13-11-2025	Tank-1720 In/Out lower line drain (I/V Gland)	85	0.5 Inch	Valve	0	0	0	0	0	0
86	13-11-2025	Tank-1720 In/Out lower line drain (I/V Flange (Bonnet)	86	"	Flange	0	0	0	0	0	0
87	13-11-2025	Tank-1720 In/Out lower line drain (End Flange)	87	"	Flange	4800	0.00017991	0.00431784	4800	0.00017991	0.00431784
88	13-11-2025	Tank-1721 In/Out line upper (I/V Gland)	88	6 Inch	Valve	12.6	0.000044	0.00106086	12.6	0.000044	0.00106086
89	13-11-2025	Tank-1721 In/Out line upper (I/V U/S Flange)	89	"	Flange	0	0	0	0	0	0
90	13-11-2025	Tank-1721 In/Out line upper (I/V D/S Flange)	90	"	Flange	0	0	0	0	0	0
91	13-11-2025	Tank-1721 In/Out line upper (I/V Flange (Bonnet)	91	"	Flange	0	0	0	0	0	0
92	13-11-2025	Tank-1721 In/Out line lower (I/V Gland)	92	"	Valve	0	0	0	0	0	0
93	13-11-2025	Tank-1721 In/Out line lower (I/V U/S Flange)	93	"	Flange	0	0	0	0	0	0
94	13-11-2025	Tank-1721 In/Out line lower (I/V D/S Flange)	94	"	Flange	0	0	0	0	0	0
95	13-11-2025	Tank-1721 In/Out line lower (I/V Flange (Bonnet)	95	"	Flange	0	0	0	0	0	0
96	13-11-2025	Tank-1713 Upper line (I/V Gland)	96	4 Inch	Valve	0	0	0	0	0	0
97	13-11-2025	Tank-1713 Upper line (I/V U/S Flange)	97	"	Flange	0	0	0	0	0	0
98	13-11-2025	Tank-1713 Upper line (I/V D/S Flange)	98	"	Flange	0	0	0	0	0	0
99	13-11-2025	Tank-1713 Upper line (I/V Flange (Bonnet)	99	"	Flange	0	0	0	0	0	0
100	13-11-2025	Tank-1713 Lower line (I/V Gland)	100	8 Inch	Valve	0	0	0	0	0	0
101	13-11-2025	Tank-1713 Lower line (I/V U/S Flange)	101	"	Flange	0	0	0	0	0	0
102	13-11-2025	Tank-1713 Lower line (I/V D/S Flange)	102	"	Flange	0	0	0	0	0	0
103	13-11-2025	Tank-1713 Lower line (I/V Flange (Bonnet)	103	"	Flange	0	0	0	0	0	0
104	13-11-2025	Tank-1722 Upper line (I/V Gland)	104	4 Inch	Valve	0	0	0	0	0	0
105	13-11-2025	Tank-1722 Upper line (I/V U/S Flange)	105	"	Flange	0	0	0	0	0	0
106	13-11-2025	Tank-1722 Upper line (I/V D/S Flange)	106	"	Flange	0	0	0	0	0	0
107	13-11-2025	Tank-1722 Upper line (I/V Flange (Bonnet)	107	"	Flange	0	0	0	0	0	0
108	13-11-2025	Tank-1722 lower line (I/V Gland)	108	"	Valve	0	0	0	0	0	0
109	13-11-2025	Tank-1722 lower line (I/V U/S Flange)	109	"	Flange	0	0	0	0	0	0
110	13-11-2025	Tank-1722 lower line (I/V D/S Flange)	110	"	Flange	0	0	0	0	0	0
111	13-11-2025	Tank-1722 lower line (I/V Flange (Bonnet)	111	"	Flange	0	0	0	0	0	0
112	13-11-2025	25-PV-1601 (C/V Gland)	112	4 Inch	Valve	0	0	0	0	0	0
113	13-11-2025	25-PV-1601 (C/V U/S Flange)	113	"	Flange	0	0	0	0	0	0
114	13-11-2025	25-PV-1601 (C/V D/S Flange)	114	"	Flange	0	0	0	0	0	0
115	13-11-2025	25-PV-1601 (C/V Flange (Bonnet))	115	"	Flange	0	0	0	0	0	0
116	13-11-2025	25-PV-1601 U/S line (I/V Gland)	116	6 Inch	Valve	0	0	0	0	0	0

Sr.No.	Date	Location	Tag No.	Line Size	Componenet Type	Screening Value (PPM) before Repair	Emission Kg/Hr	Emission Kg/day	Screening Value (PPM) afterRepair	Emission Kg/Hr	Emission Kg/day
117	13-11-2025	25-PV-1601 U/S line (I/V U/S Flange)	117	"	Flange	0	0	0	0	0	0
118	13-11-2025	25-PV-1601 U/S line (I/V D/S Flange)	118	"	Flange	0	0	0	0	0	0
119	13-11-2025	25-PV-1601 U/S line (I/V Flange (Bonnet)	119	"	Flange	0	0	0	0	0	0
120	13-11-2025	25-PV-1601 D/S line (I/V Gland)	120	4 Inch	Valve	18.2	0.000056	0.00134 3374	18.2	0.000056	0.001343 374
121	13-11-2025	25-PV-1601 D/S line (I/V U/S Flange)	121	"	Flange	0	0	0	0	0	0
122	13-11-2025	25-PV-1601 D/S line (I/V D/S Flange)	122	"	Flange	0	0	0	0	0	0
123	13-11-2025	25-PV-1601 D/S line (I/V Flange (Bonnet)	123	"	Flange	0	0	0	0	0	0
124	13-11-2025	25-PV-1601 Bypass line (I/V Gland)	124	"	Valve	0	0	0	0	0	0
125	13-11-2025	25-PV-1601 Bypass line (I/V U/S Flange)	125	"	Flange	0	0	0	0	0	0
126	13-11-2025	25-PV-1601 Bypass line (I/V D/S Flange)	126	"	Flange	0	0	0	0	0	0
127	13-11-2025	25-PV-1601 Bypass line (I/V Flange (Bonnet)	127	"	Flange	0	0	0	0	0	0
128	13-11-2025	25-PV-1601 Drain line (I/V Gland)	128	0.5 Inch	Valve	0	0	0	0	0	0
129	13-11-2025	25-PV-1601 Drain line (I/V Flange (Bonnet)	129	"	Flange	0	0	0	0	0	0
130	13-11-2025	25-PV-1601 Drain line (End Flange)	130	"	Flange	0	0	0	0	0	0
131	13-11-2025	25-PV-1602 (C/V Gland)	131	2 Inch	Valve	0	0	0	0	0	0
132	13-11-2025	25-PV-1602 (C/V U/S Flange)	132	"	Flange	0	0	0	0	0	0
133	13-11-2025	25-PV-1602 (C/V D/S Flange)	133	"	Flange	0	0	0	0	0	0
134	13-11-2025	25-PV-1602 (C/V Flange (Bonnet))	134	"	Flange	0	0	0	0	0	0
135	13-11-2025	25-PV-1602 U/S line (I/V Gland)	135	6 Inch	Valve	0	0	0	0	0	0
136	13-11-2025	25-PV-1602 U/S line (I/V U/S Flange)	136	"	Flange	0	0	0	0	0	0
137	13-11-2025	25-PV-1602 U/S line (I/V D/S Flange)	137	"	Flange	0	0	0	0	0	0
138	13-11-2025	25-PV-1602 U/S line (I/V Flange (Bonnet))	138	"	Flange	0	0	0	0	0	0
139	13-11-2025	25-PV-1602 D/S line (I/V Gland)	139	4 Inch	Valve	0	0	0	0	0	0
140	13-11-2025	25-PV-1602 D/S line (I/V U/S Flange)	140	"	Flange	0	0	0	0	0	0
141	13-11-2025	25-PV-1602 D/S line (I/V D/S Flange)	141	"	Flange	0	0	0	0	0	0
142	13-11-2025	25-PV-1602 D/S line (I/V Flange (Bonnet))	142	"	Flange	0	0	0	0	0	0
143	13-11-2025	25-PV-1602 Bypass line (I/V Gland)	143	"	Valve	0	0	0	0	0	0
144	13-11-2025	25-PV-1602 Bypass line (I/V U/S Flange)	144	"	Flange	0	0	0	0	0	0
145	13-11-2025	25-PV-1602 Bypass line (I/V D/S Flange)	145	"	Flange	0	0	0	0	0	0
146	13-11-2025	25-PV-1602 Bypass line (I/V Flange (Bonnet))	146	"	Flange	0	0	0	0	0	0
147	13-11-2025	25-PV-1602 Drain line (I/V Gland)	147	0.5 Inch	Valve	0	0	0	0	0	0
148	13-11-2025	25-PV-1602 Drain line (I/V Flange (Bonnet)	148	"	Flange	0	0	0	0	0	0
149	13-11-2025	25-PV-1602 Drain line (End Flange)	149	"	Flange	0	0	0	0	0	0
150	13-11-2025	47-P-103A Suction line (I/V Gland)	150	4 Inch	Valve	0	0	0	0	0	0
151	13-11-2025	47-P-103A Suction line (I/V U/S Flange)	151	"	Flange	0	0	0	0	0	0
152	13-11-2025	47-P-103A Suction line (I/V D/S Flange)	152	"	Flange	0	0	0	0	0	0
153	13-11-2025	47-P-103A Suction line (I/V Flange (Bonnet)	153	"	Flange	0	0	0	0	0	0
154	13-11-2025	47-P-103A Discharge line (I/V Gland)	154	3 Inch	Valve	0	0	0	0	0	0
155	13-11-2025	47-P-103A Discharge line (I/V U/S Flange)	155	"	Flange	0	0	0	0	0	0
156	13-11-2025	47-P-103A Discharge line (I/V D/S Flange)	156	"	Flange	0	0	0	0	0	0

Sr.No.	Date	Location	Tag No.	Line Size	Componenet Type	Screening Value (PPM) before Repair	Emission Kg/Hr	Emission Kg/day	Screening Value (PPM) afterRepair	Emission Kg/Hr	Emission Kg/day
157	13-11-2025	47-P-103A Discharge line (I/V Flange (Bonnet)	157	"	Flange	0	0	0	0	0	0
158	13-11-2025	47-P-103A Discharge line (NRV U/S Flange)	158	"	Flange	0	0	0	0	0	0
159	13-11-2025	47-P-103A Discharge line (NRV Top Flange)	159	"	Flange	0	0	0	0	0	0
160	13-11-2025	47-P-103B Suction line (I/V Gland)	160	4 Inch	Valve	0	0	0	0	0	0
161	13-11-2025	47-P-103B Suction line (I/V U/S Flange)	161	"	Flange	0	0	0	0	0	0
162	13-11-2025	47-P-103B Suction line (I/V D/S Flange)	162	"	Flange	0	0	0	0	0	0
163	13-11-2025	47-P-103B Suction line (I/V Flange (Bonnet))	163	"	Flange	0	0	0	0	0	0
164	13-11-2025	47-P-103B Discharge line (I/V Gland)	164	3 Inch	Valve	0	0	0	0	0	0
165	13-11-2025	47-P-103B Discharge line (I/V U/S Flange)	165	"	Flange	0	0	0	0	0	0
166	13-11-2025	47-P-103B Discharge line (I/V D/S Flange)	166	"	Flange	0	0	0	0	0	0
167	13-11-2025	47-P-103B Discharge line (I/V Flange (Bonnet))	167	"	Flange	0	0	0	0	0	0
168	13-11-2025	47-P-103B Discharge line (NRV U/S Flange)	168	"	Flange	0	0	0	0	0	0
169	13-11-2025	47-P-103B Discharge line (NRV Top Flange)	169	"	Flange	0	0	0	0	0	0
170	13-11-2025	47-P-103C Suction line (I/V Gland)	170	4 Inch	Valve	0	0	0	0	0	0
171	13-11-2025	47-P-103C Suction line (I/V U/S Flange)	171	"	Flange	0	0	0	0	0	0
172	13-11-2025	47-P-103C Suction line (I/V D/S Flange)	172	"	Flange	0	0	0	0	0	0
173	13-11-2025	47-P-103C Suction line (I/V Flange (Bonnet)	173	"	Flange	0	0	0	0	0	0
174	13-11-2025	47-P-103C Discharge line (I/V Gland)	174	3 Inch	Valve	0	0	0	0	0	0
175	13-11-2025	47-P-103C Discharge line (I/V U/S Flange)	175	"	Flange	0	0	0	0	0	0
176	13-11-2025	47-P-103C Discharge line (I/V D/S Flange)	176	"	Flange	0	0	0	0	0	0
177	13-11-2025	47-P-103C Discharge line (I/V Flange (Bonnet)	177	"	Flange	0	0	0	0	0	0
178	13-11-2025	47-P-103C Discharge line (NRV U/S Flange)	178	"	Flange	0	0	0	0	0	0
179	13-11-2025	47-P-103C Discharge line (NRV Top Flange)	179	"	Flange	0	0	0	0	0	0
180	13-11-2025	47-P-103D Suction line (I/V Gland)	180	4 Inch	Valve	0	0	0	0	0	0
181	13-11-2025	47-P-103D Suction line (I/V U/S Flange)	181	"	Flange	0	0	0	0	0	0
182	13-11-2025	47-P-103D Suction line (I/V D/S Flange)	182	"	Flange	0	0	0	0	0	0
183	13-11-2025	47-P-103D Suction line (I/V Flange (Bonnet))	183	"	Flange	0	0	0	0	0	0
184	13-11-2025	47-P-103D Discharge line (I/V Gland)	184	3 Inch	Valve	0	0	0	0	0	0
185	13-11-2025	47-P-103D Discharge line (I/V U/S Flange)	185	"	Flange	0	0	0	0	0	0
186	13-11-2025	47-P-103D Discharge line (I/V D/S Flange)	186	"	Flange	0	0	0	0	0	0
187	13-11-2025	47-P-103D Discharge line (I/V Flange (Bonnet))	187	"	Flange	0	0	0	0	0	0
188	13-11-2025	47-P-103D Discharge line (NRV U/S Flange)	188	"	Flange	0	0	0	0	0	0
189	13-11-2025	47-P-103D Discharge line (NRV Top Flange)	189	"	Flange	0	0	0	0	0	0
190	13-11-2025	47-P-105A Suction line (I/V Gland)	190	4 Inch	Valve	0	0	0	0	0	0
191	13-11-2025	47-P-105A Suction line (I/V U/S Flange)	191	"	Flange	0	0	0	0	0	0
192	13-11-2025	47-P-105A Suction line (I/V D/S Flange)	192	"	Flange	0	0	0	0	0	0
193	13-11-2025	47-P-105A Suction line (I/V Flange (Bonnet)	193	"	Flange	0	0	0	0	0	0
194	13-11-2025	47-P-105A Discharge line (I/V Gland)	194	3 Inch	Valve	0	0	0	0	0	0
195	13-11-2025	47-P-105A Discharge line (I/V U/S Flange)	195	"	Flange	0	0	0	0	0	0
196	13-11-2025	47-P-105A Discharge line (I/V D/S Flange)	196	"	Flange	0	0	0	0	0	0

Sr.No.	Date	Location	Tag No.	Line Size	Componenet Type	Screening Value (PPM) before Repair	Emission Kg/Hr	Emission Kg/day	Screening Value (PPM) afterRepair	Emission Kg/Hr	Emission Kg/day
197	13-11-2025	47-P-105A Discharge line (I/V Flange (Bonnet)	197	"	Flange	0	0	0	0	0	0
198	13-11-2025	47-P-105A Discharge line (NRV U/S Flange)	198	"	Flange	0	0	0	0	0	0
199	13-11-2025	47-P-105A Discharge line (NRV Top Flange)	199	"	Flange	0	0	0	0	0	0
200	13-11-2025	47-P-105B Suction line (I/V Gland)	200	4 Inch	Valve	14.5	0.000048	0.00116 0992	14.5	0.000048	0.001160 992
201	13-11-2025	47-P-105B Suction line (I/V U/S Flange)	201	"	Flange	0	0	0	0	0	0
202	13-11-2025	47-P-105B Suction line (I/V D/S Flange)	202	"	Flange	0	0	0	0	0	0
203	13-11-2025	47-P-105B Suction line (I/V Flange (Bonnet))	203	"	Flange	0	0	0	0	0	0
204	13-11-2025	47-P-105B Discharge line (I/V Gland)	204	3 Inch	Valve	0	0	0	0	0	0
205	13-11-2025	47-P-105B Discharge line (I/V U/S Flange)	205	"	Flange	0	0	0	0	0	0
206	13-11-2025	47-P-105B Discharge line (I/V D/S Flange)	206	"	Flange	0	0	0	0	0	0
207	13-11-2025	47-P-105B Discharge line (I/V Flange (Bonnet))	207	"	Flange	0	0	0	0	0	0
208	13-11-2025	47-P-105B Discharge line (NRV U/S Flange)	208	"	Flange	0	0	0	0	0	0
209	13-11-2025	47-P-105B Discharge line (NRV Top Flange)	209	"	Flange	0	0	0	0	0	0
210	13-11-2025	47-P-102A Suction line (I/V Gland)	210	4 Inch	Valve	0	0	0	0	0	0
211	13-11-2025	47-P-102A Suction line (I/V U/S Flange)	211	"	Flange	0	0	0	0	0	0
212	13-11-2025	47-P-102A Suction line (I/V D/S Flange)	212	"	Flange	0	0	0	0	0	0
213	13-11-2025	47-P-102A Suction line (I/V Flange (Bonnet)	213	"	Flange	0	0	0	0	0	0
214	13-11-2025	47-P-102A Discharge line (I/V Gland)	214	3 Inch	Valve	0	0	0	0	0	0
215	13-11-2025	47-P-102A Discharge line (I/V U/S Flange)	215	"	Flange	0	0	0	0	0	0
216	13-11-2025	47-P-102A Discharge line (I/V D/S Flange)	216	"	Flange	0	0	0	0	0	0
217	13-11-2025	47-P-102A Discharge line (I/V Flange (Bonnet)	217	"	Flange	0	0	0	0	0	0
218	13-11-2025	47-P-102A Discharge line (NRV U/S Flange)	218	"	Flange	0	0	0	0	0	0
219	13-11-2025	47-P-102A Discharge line (NRV Top Flange)	219	"	Flange	0	0	0	0	0	0
220	13-11-2025	47-P-102B Suction line (I/V Gland)	220	4 Inch	Valve	0	0	0	0	0	0
221	13-11-2025	47-P-102B Suction line (I/V U/S Flange)	221	"	Flange	0	0	0	0	0	0
222	13-11-2025	47-P-102B Suction line (I/V D/S Flange)	222	"	Flange	0	0	0	0	0	0
223	13-11-2025	47-P-102B Suction line (I/V Flange (Bonnet))	223	"	Flange	0	0	0	0	0	0
224	13-11-2025	47-P-102B Discharge line (I/V Gland)	224	3 Inch	Valve	0	0	0	0	0	0
225	13-11-2025	47-P-102B Discharge line (I/V U/S Flange)	225	"	Flange	0	0	0	0	0	0
226	13-11-2025	47-P-102B Discharge line (I/V D/S Flange)	226	"	Flange	0	0	0	0	0	0
227	13-11-2025	47-P-102B Discharge line (I/V Flange (Bonnet))	227	"	Flange	0	0	0	0	0	0
228	13-11-2025	47-P-102B Discharge line (NRV U/S Flange)	228	"	Flange	0	0	0	0	0	0
229	13-11-2025	47-P-102B Discharge line (NRV Top Flange)	229	"	Flange	0	0	0	0	0	0
230	13-11-2025	47-P-101A Suction line (I/V Gland)	230	6 Inch	Valve	0	0	0	0	0	0
231	13-11-2025	47-P-101A Suction line (I/V U/S Flange)	231	"	Flange	0	0	0	0	0	0
232	13-11-2025	47-P-101A Suction line (I/V D/S Flange)	232	"	Flange	0	0	0	0	0	0
233	13-11-2025	47-P-101A Suction line (I/V Flange (Bonnet)	233	"	Flange	0	0	0	0	0	0
234	13-11-2025	47-P-101A Discharge line (I/V Gland)	234	3 Inch	Valve	0	0	0	0	0	0
235	13-11-2025	47-P-101A Discharge line (I/V U/S Flange)	235	"	Flange	0	0	0	0	0	0
236	13-11-2025	47-P-101A Discharge line (I/V D/S Flange)	236	"	Flange	0	0	0	0	0	0

Sr.No.	Date	Location	Tag No.	Line Size	Componenet Type	Screening Value (PPM) before Repair	Emission Kg/Hr	Emission Kg/day	Screening Value (PPM) afterRepair	Emission Kg/Hr	Emission Kg/day
237	13-11-2025	47-P-101A Discharge line (I/V Flange (Bonnet)	237	"	Flange	0	0	0	0	0	0
238	13-11-2025	47-P-101A Discharge line (NRV U/S Flange)	238	"	Flange	0	0	0	0	0	0
239	13-11-2025	47-P-101A Discharge line (NRV Top Flange)	239	"	Flange	0	0	0	0	0	0
240	13-11-2025	47-P-101B Suction line (I/V Gland)	240	6 Inch	Valve	0	0	0	0	0	0
241	13-11-2025	47-P-101B Suction line (I/V U/S Flange)	241	"	Flange	0	0	0	0	0	0
242	13-11-2025	47-P-101B Suction line (I/V D/S Flange)	242	"	Flange	0	0	0	0	0	0
243	13-11-2025	47-P-101B Suction line (I/V Flange (Bonnet))	243	"	Flange	0	0	0	0	0	0
244	13-11-2025	47-P-101B Discharge line (I/V Gland)	244	4 Inch	Valve	0	0	0	0	0	0
245	13-11-2025	47-P-101B Discharge line (I/V U/S Flange)	245	"	Flange	0	0	0	0	0	0
246	13-11-2025	47-P-101B Discharge line (I/V D/S Flange)	246	"	Flange	0	0	0	0	0	0
247	13-11-2025	47-P-101B Discharge line (I/V Flange (Bonnet))	247	"	Flange	0	0	0	0	0	0
248	13-11-2025	47-P-101B Discharge line (NRV U/S Flange)	248	"	Flange	0	0	0	0	0	0
249	13-11-2025	47-P-101B Discharge line (NRV Top Flange)	249	"	Flange	0	0	0	0	0	0
250	13-11-2025	47-P-104A Suction line (I/V Gland)	250	3 Inch	Valve	0	0	0	0	0	0
251	13-11-2025	47-P-104A Suction line (I/V U/S Flange)	251	"	Flange	0	0	0	0	0	0
252	13-11-2025	47-P-104A Suction line (I/V D/S Flange)	252	"	Flange	0	0	0	0	0	0
253	13-11-2025	47-P-104A Suction line (I/V Flange (Bonnet)	253	"	Flange	0	0	0	0	0	0
254	13-11-2025	47-P-104A Discharge line (I/V Gland)	254	2 Inch	Valve	0	0	0	0	0	0
255	13-11-2025	47-P-104A Discharge line (I/V U/S Flange)	255	"	Flange	0	0	0	0	0	0
256	13-11-2025	47-P-104A Discharge line (I/V D/S Flange)	256	"	Flange	0	0	0	0	0	0
257	13-11-2025	47-P-104A Discharge line (I/V Flange (Bonnet)	257	"	Flange	0	0	0	0	0	0
258	13-11-2025	47-P-104A Discharge line (NRV U/S Flange)	258	"	Flange	0	0	0	0	0	0
259	13-11-2025	47-P-104A Discharge line (NRV Top Flange)	259	"	Flange	0	0	0	0	0	0
260	13-11-2025	47-P-104A Discharge line drain (I/V Gland)	260	0.5 Inch	Flange	0	0	0	0	0	0
261	13-11-2025	47-P-104B Suction line (I/V Gland)	261	3 Inch	Valve	0	0	0	0	0	0
262	13-11-2025	47-P-104B Suction line (I/V U/S Flange)	262	"	Flange	0	0	0	0	0	0
263	13-11-2025	47-P-104B Suction line (I/V D/S Flange)	263	"	Flange	0	0	0	0	0	0
264	13-11-2025	47-P-104B Suction line (I/V Flange (Bonnet))	264	"	Flange	0	0	0	0	0	0
265	13-11-2025	47-P-104B Discharge line (I/V Gland)	265	2 Inch	Valve	0	0	0	0	0	0
266	13-11-2025	47-P-104B Discharge line (I/V U/S Flange)	266	"	Flange	0	0	0	0	0	0
267	13-11-2025	47-P-104B Discharge line (I/V D/S Flange)	267	"	Flange	0	0	0	0	0	0
268	13-11-2025	47-P-104B Discharge line (I/V Flange (Bonnet))	268	"	Flange	0	0	0	0	0	0
269	13-11-2025	47-P-104B Discharge line (NRV U/S Flange)	269	"	Flange	0	0	0	0	0	0
270	13-11-2025	47-P-104B Discharge line (NRV Top Flange)	270	"	Flange	0	0	0	0	0	0
271	13-11-2025	47-P-014A Suction line (I/V Gland)	271	8 Inch	Valve	0	0	0	0	0	0
272	13-11-2025	47-P-014A Suction line (I/V U/S Flange)	272	"	Flange	0	0	0	0	0	0
273	13-11-2025	47-P-014A Suction line (I/V D/S Flange)	273	"	Flange	0	0	0	0	0	0
274	13-11-2025	47-P-014A Suction line (I/V Flange (Bonnet)	274	"	Flange	0	0	0	0	0	0
275	13-11-2025	47-P-014A Discharge line (I/V Gland)	275	6 Inch	Valve	0	0	0	0	0	0
276	13-11-2025	47-P-014A Discharge line (I/V U/S Flange)	276	"	Flange	0	0	0	0	0	0

Sr.No.	Date	Location	Tag No.	Line Size	Componenet Type	Screening Value (PPM) before Repair	Emission Kg/Hr	Emission Kg/day	Screening Value (PPM) afterRepair	Emission Kg/Hr	Emission Kg/day
277	13-11-2025	47-P-014A Discharge line (I/V D/S Flange)	277	"	Flange	0	0	0	0	0	0
278	13-11-2025	47-P-014A Discharge line (I/V Flange (Bonnet)	278	"	Flange	0	0	0	0	0	0
279	13-11-2025	47-P-014A Discharge line (NRV U/S Flange)	279	"	Flange	0	0	0	0	0	0
280	13-11-2025	47-P-014A Discharge line (NRV Top Flange)	280	"	Flange	0	0	0	0	0	0
281	13-11-2025	47-P-014B Suction line (I/V Gland)	281	8 Inch	Valve	0	0	0	0	0	0
282	13-11-2025	47-P-014B Suction line (I/V U/S Flange)	282	"	Flange	0	0	0	0	0	0
283	13-11-2025	47-P-014B Suction line (I/V D/S Flange)	283	"	Flange	0	0	0	0	0	0
284	13-11-2025	47-P-014B Suction line (I/V Flange (Bonnet))	284	"	Flange	0	0	0	0	0	0
285	13-11-2025	47-P-014B Discharge line (I/V Gland)	285	6 Inch	Valve	0	0	0	0	0	0
286	13-11-2025	47-P-014B Discharge line (I/V U/S Flange)	286	"	Flange	0	0	0	0	0	0
287	13-11-2025	47-P-014B Discharge line (I/V D/S Flange)	287	"	Flange	0	0	0	0	0	0
288	13-11-2025	47-P-014B Discharge line (I/V Flange (Bonnet))	288	"	Flange	0	0	0	0	0	0
289	13-11-2025	47-P-014B Discharge line (NRV Top Flange)	289	"	Flange	0	0	0	0	0	0
290	13-11-2025	47-P-014B Discharge line (NRV U/S Flange)	290	"	Flange	0	0	0	0	0	0
291	13-11-2025	SRN To Tank-1721/SRN Pump Suction 1st/west (I/V Gland)	291	6 Inch	Valve	0	0	0	0	0	0
292	13-11-2025	SRN To Tank-1721/SRN Pump Suction 1st/west (I/V U/S Flange)	292	"	Flange	0	0	0	0	0	0
293	13-11-2025	SRN To Tank-1721/SRN Pump Suction 1st/west (I/V D/S Flange)	293	"	Flange	0	0	0	0	0	0
294	13-11-2025	SRN To Tank-1721/SRN Pump Suction 1st/west (I/V Flange (Bonnet)	294	"	Flange	0	0	0	0	0	0
295	13-11-2025	SRN To Tank-1721/SRN Pump Suction 2nd/middle (I/V Gland)	295	"	Valve	0	0	0	0	0	0
296	13-11-2025	SRN To Tank-1721/SRN Pump Suction 2nd/middle (I/V U/S Flange)	296	"	Flange	0	0	0	0	0	0
297	13-11-2025	SRN To Tank-1721/SRN Pump Suction 2nd/middle (I/V D/S Flange)	297	"	Flange	0	0	0	0	0	0
298	13-11-2025	SRN To Tank-1721/SRN Pump Suction 2nd/middle (I/V Flange (Bonnet)	298	"	Flange	0	0	0	0	0	0
299	13-11-2025	SRN To Tank-1721/SRN Pump Suction 3rd/east (I/V Gland)	299	"	Valve	0	0	0	0	0	0
300	13-11-2025	SRN To Tank-1721/SRN Pump Suction 3rd/east (I/V U/S Flange)	300	"	Flange	0	0	0	0	0	0
301	13-11-2025	SRN To Tank-1721/SRN Pump Suction 3rd/east (I/V D/S Flange)	301	"	Flange	0	0	0	0	0	0
302	13-11-2025	SRN To Tank-1721/SRN Pump Suction 3rd/east (I/V Flange (Bonnet)	302	"	Flange	0	0	0	0	0	0
303	13-11-2025	CDU-I SRN To Tank-1721/SRN From CDU-I R/D 1st/east (I/V Gland)	303	4 Inch	Valve	6.4	0.000029	0.00068675	6.4	0.000029	0.00068675
304	13-11-2025	CDU-I SRN To Tank-1721/SRN From CDU-I R/D 1st/east (I/V U/S Flange)	304	"	Flange	0	0	0	0	0	0
305	13-11-2025	CDU-I SRN To Tank-1721/SRN From CDU-I R/D 1st/east (I/V D/S Flange)	305	"	Flange	0	0	0	0	0	0
306	13-11-2025	CDU-I SRN To Tank-1721/SRN From CDU-I R/D 1st/east (I/V Flange (Bonnet)	306	"	Flange	0	0	0	0	0	0
307	13-11-2025	CDU-I SRN To Tank-1721/SRN From CDU-I R/D 2nd/middle (I/V Gland)	307	"	Valve	0	0	0	0	0	0
308	13-11-2025	CDU-I SRN To Tank-1721/SRN From CDU-I R/D 2nd/middle (I/V U/S Flange)	308	"	Flange	0	0	0	0	0	0
309	13-11-2025	CDU-I SRN To Tank-1721/SRN From CDU-I R/D 2nd/middle (I/V D/S Flange)	309	"	Flange	0	0	0	0	0	0
310	13-11-2025	CDU-I SRN To Tank-1721/SRN From CDU-I R/D 2nd/middle (I/V Flange (Bonnet)	310	"	Flange	0	0	0	0	0	0
311	13-11-2025	CDU-I SRN To Tank-1721/SRN From CDU-I R/D 3rd/west (I/V Gland)	311	"	Valve	0	0	0	0	0	0
312	13-11-2025	CDU-I SRN To Tank-1721/SRN From CDU-I R/D 3rd/west (I/V U/S Flange)	312	"	Flange	0	0	0	0	0	0
313	13-11-2025	CDU-I SRN To Tank-1721/SRN From CDU-I R/D 3rd/west (I/V D/S Flange)	313	"	Flange	0	0	0	0	0	0
314	13-11-2025	CDU-I SRN To Tank-1721/SRN From CDU-I R/D 3rd/west (I/V Flange (Bonnet)	314	"	Flange	0	0	0	0	0	0

Sr.No.	Date	Location	Tag No.	Line Size	Componenet Type	Screening Value (PPM) before Repair	Emission Kg/Hr	Emission Kg/day	Screening Value (PPM) afterRepair	Emission Kg/Hr	Emission Kg/day
315	13-11-2025	CDU-II SRN To Tank-1721/SRN From CDU-II 1st/east (I/V Gland)	315	4 Inch	Valve	0	0	0	0	0	0
316	13-11-2025	CDU-II SRN To Tank-1721/SRN From CDU-II 1st/east (I/V U/S Flange)	316	"	Flange	0	0	0	0	0	0
317	13-11-2025	CDU-II SRN To Tank-1721/SRN From CDU-II 1st/east (I/V D/S Flange)	317	"	Flange	0	0	0	0	0	0
318	13-11-2025	CDU-II SRN To Tank-1721/SRN From CDU-II 1st/east (I/V Flange (Bonnet)	318	"	Flange	0	0	0	0	0	0
319	13-11-2025	CDU-II SRN To Tank-1721/SRN From CDU-II 2nd/middle (I/V Gland)	319	"	Valve	0	0	0	0	0	0
320	13-11-2025	CDU-II SRN To Tank-1721/SRN From CDU-II 2nd/middle (I/V U/S Flange)	320	"	Flange	0	0	0	0	0	0
321	13-11-2025	CDU-II SRN To Tank-1721/SRN From CDU-II 2nd/middle (I/V D/S Flange)	321	"	Flange	0	0	0	0	0	0
322	13-11-2025	CDU-II SRN To Tank-1721/SRN From CDU-II 2nd/middle (I/V Flange (Bonnet)	322	"	Flange	0	0	0	0	0	0
323	13-11-2025	CDU-II SRN To Tank-1721/SRN From CDU-II 3rd/west(I/V Gland)	323	"	Valve	0	0	0	0	0	0
324	13-11-2025	CDU-II SRN To Tank-1721/SRN From CDU-II 3rd/west(I/V U/S Flange)	324	"	Flange	0	0	0	0	0	0
325	13-11-2025	CDU-II SRN To Tank-1721/SRN From CDU-II 3rd/west(I/V D/S Flange)	325	"	Flange	0	0	0	0	0	0
326	13-11-2025	CDU-II SRN To Tank-1721/SRN From CDU-II 3rd/west(I/V Flange (Bonnet)	326	"	Flange	0	0	0	0	0	0
327	13-11-2025	SRN Pump Suction line 1st/west (I/V Gland)	327	6 Inch	Valve	0	0	0	0	0	0
328	13-11-2025	SRN Pump Suction line 1st/west (I/V U/S Flange)	328	"	Flange	0	0	0	0	0	0
329	13-11-2025	SRN Pump Suction line 1st/west (I/V D/S Flange)	329	"	Flange	0	0	0	0	0	0
330	13-11-2025	SRN Pump Suction line 1st/west (I/V Flange (Bonnet)	330	"	Flange	0	0	0	0	0	0
331	13-11-2025	SRN Pump Suction line 2nd/middle (I/V Gland)	331	"	Valve	0	0	0	0	0	0
332	13-11-2025	SRN Pump Suction line 2nd/middle (I/V U/S Flange)	332	"	Flange	0	0	0	0	0	0
333	13-11-2025	SRN Pump Suction line 2nd/middle (I/V D/S Flange)	333	"	Flange	0	0	0	0	0	0
334	13-11-2025	SRN Pump Suction line 2nd/middle (I/V Flange (Bonnet)	334	"	Flange	0	0	0	0	0	0
335	13-11-2025	SRN Pump Suction line 3rd/east (I/V Gland)	335	"	Valve	0	0	0	0	0	0
336	13-11-2025	SRN Pump Suction line 3rd/east (I/V U/S Flange)	336	"	Flange	0	0	0	0	0	0
337	13-11-2025	SRN Pump Suction line 3rd/east (I/V D/S Flange)	337	"	Flange	0	0	0	0	0	0
338	13-11-2025	SRN Pump Suction line 3rd/east (I/V Flange (Bonnet)	338	"	Flange	0	0	0	0	0	0
339	13-11-2025	SRN CDU-I R/D Tank-1723/SRN R/D From CDU-I Tank-1723 line 1st/east(I/V Gland)	339	4 Inch	Valve	0	0	0	0	0	0
340	13-11-2025	SRN CDU-I R/D Tank-1723/SRN R/D From CDU-I Tank-1723 line 1st/east(I/V U/S Flange)	340	"	Flange	0	0	0	0	0	0
341	13-11-2025	SRN CDU-I R/D Tank-1723/SRN R/D From CDU-I Tank-1723 line 1st/east(I/V D/S Flange)	341	"	Flange	0	0	0	0	0	0
342	13-11-2025	SRN CDU-I R/D Tank-1723/SRN R/D From CDU-I Tank-1723 line 1st/east(I/V Flange (Bonnet)	342	"	Flange	0	0	0	0	0	0
343	13-11-2025	SRN CDU-I R/D Tank-1723/SRN R/D From CDU-I Tank-1723 line 2nd/middle (I/V Gland)	343	"	Valve	0	0	0	0	0	0
344	13-11-2025	SRN CDU-I R/D Tank-1723/SRN R/D From CDU-I Tank-1723 line 2nd/middle (I/V U/S Flange)	344	"	Flange	0	0	0	0	0	0
345	13-11-2025	SRN CDU-I R/D Tank-1723/SRN R/D From CDU-I Tank-1723 line 2nd/middle (I/V D/S Flange)	345	"	Flange	0	0	0	0	0	0
346	13-11-2025	SRN CDU-I R/D Tank-1723/SRN R/D From CDU-I Tank-1723 line 2nd/middle (I/V Flange (Bonnet)	346	"	Flange	0	0	0	0	0	0
347	13-11-2025	SRN CDU-I R/D Tank-1723/SRN R/D From CDU-I Tank-1723 line 3rd/west(I/V Gland)	347	"	Valve	0	0	0	0	0	0
348	13-11-2025	SRN CDU-I R/D Tank-1723/SRN R/D From CDU-I Tank-1723 line 3rd/west(I/V U/S Flange)	348	"	Flange	0	0	0	0	0	0
349	13-11-2025	SRN CDU-I R/D Tank-1723/SRN R/D From CDU-I Tank-1723 line 3rd/west(I/V D/S Flange)	349	"	Flange	0	0	0	0	0	0

Sr.No.	Date	Location	Tag No.	Line Size	Componenet Type	Screening Value (PPM) before Repair	Emission Kg/Hr	Emission Kg/day	Screening Value (PPM) afterRepair	Emission Kg/Hr	Emission Kg/day
350	13-11-2025	SRN CDU-I R/D Tank-1723/SRN R/D From CDU-I Tank-1723 line 3rd/west(I/V Flange (Bonnet)	350	"	Flange	0	0	0	0	0	0
351	13-11-2025	SRN CDU-II R/D Tank-1723/SRN R/D From CDU-II T-1723 line 1st/ east(I/V Gland)	351	4 Inch	Valve	0	0	0	0	0	0
352	13-11-2025	SRN CDU-II R/D Tank-1723/SRN R/D From CDU-II T-1723 line 1st/ east(I/V U/S Flange)	352	"	Flange	0	0	0	0	0	0
353	13-11-2025	SRN CDU-II R/D Tank-1723/SRN R/D From CDU-II T-1723 line 1st/ east(I/V D/S Flange)	353	"	Flange	0	0	0	0	0	0
354	13-11-2025	SRN CDU-II R/D Tank-1723/SRN R/D From CDU-II T-1723 line 1st/ east(I/V Flange (Bonnet)	354	"	Flange	0	0	0	0	0	0
355	13-11-2025	SRN CDU-II R/D Tank-1723/SRN R/D From CDU-II T-1723 line 2nd/middle(I/V Gland)	355	"	Valve	0	0	0	0	0	0
356	13-11-2025	SRN CDU-II R/D Tank-1723/SRN R/D From CDU-II T-1723 line 2nd/middle(I/V U/S Flange)	356	"	Flange	0	0	0	0	0	0
357	13-11-2025	SRN CDU-II R/D Tank-1723/SRN R/D From CDU-II T-1723 line 2nd/middle(I/V D/S Flange)	357	"	Flange	0	0	0	0	0	0
358	13-11-2025	SRN CDU-II R/D Tank-1723/SRN R/D From CDU-II T-1723 line 2nd/middle(I/V Flange (Bonnet)	358	"	Flange	0	0	0	0	0	0
359	13-11-2025	SRN CDU-II R/D Tank-1723/SRN R/D From CDU-II T-1723 line 3rd/west(I/V Gland)	359	"	Valve	0	0	0	0	0	0
360	13-11-2025	SRN CDU-II R/D Tank-1723/SRN R/D From CDU-II T-1723 line 3rd/west(I/V U/S Flange)	360	"	Flange	0	0	0	0	0	0
361	13-11-2025	SRN CDU-II R/D Tank-1723/SRN R/D From CDU-II T-1723 line 3rd/west(I/V D/S Flange)	361	"	Flange	0	0	0	0	0	0
362	13-11-2025	SRN CDU-II R/D Tank-1723/SRN R/D From CDU-II T-1723 line 3rd/west(I/V Flange (Bonnet)	362	"	Flange	0	0	0	0	0	0
363	13-11-2025	TP-101-21A(T-1718) LCN Product From FCC 1st/east(I/V Gland)	363	4 Inch	Valve	0	0	0	0	0	0
364	13-11-2025	TP-101-21A(T-1718) LCN Product From FCC 1st/east(I/V U/S Flange)	364	"	Flange	0	0	0	0	0	0
365	13-11-2025	TP-101-21A(T-1718) LCN Product From FCC 1st/east(I/V D/S Flange)	365	"	Flange	0	0	0	0	0	0
366	13-11-2025	TP-101-21A(T-1718) LCN Product From FCC 1st/east(I/V Flange (Bonnet)	366	"	Flange	0	0	0	0	0	0
367	13-11-2025	TP-101-21A(T-1718) LCN Product From FCC 2nd/west (I/V Gland)	367	"	Valve	0	0	0	0	0	0
368	13-11-2025	TP-101-21A(T-1718) LCN Product From FCC 2nd/west (I/V U/S Flange)	368	"	Flange	0	0	0	0	0	0
369	13-11-2025	TP-101-21A(T-1718) LCN Product From FCC 2nd/west (I/V D/S Flange)	369	"	Flange	0	0	0	0	0	0
370	13-11-2025	TP-101-21A(T-1718) LCN Product From FCC 2nd/west (I/V Flange (Bonnet)	370	"	Flange	0	0	0	0	0	0
371	13-11-2025	TP-101-19A(T-1718) HCN Product From FCC 1st/east(I/V Gland)	371	"	Valve	0	0	0	0	0	0
372	13-11-2025	TP-101-19A(T-1718) HCN Product From FCC 1st/east(I/V U/S Flange)	372	"	Flange	0	0	0	0	0	0
373	13-11-2025	TP-101-19A(T-1718) HCN Product From FCC 1st/east(I/V D/S Flange)	373	"	Flange	0	0	0	0	0	0
374	13-11-2025	TP-101-19A(T-1718) HCN Product From FCC 1st/east(I/V Flange (Bonnet)	374	"	Flange	0	0	0	0	0	0
375	13-11-2025	TP-101-19A(T-1718) HCN Product From FCC 2nd/west (I/V Gland)	375	"	Valve	0	0	0	0	0	0
376	13-11-2025	TP-101-19A(T-1718) HCN Product From FCC 2nd/west (I/V U/S Flange)	376	"	Flange	0	0	0	0	0	0
377	13-11-2025	TP-101-19A(T-1718) HCN Product From FCC 2nd/west (I/V D/S Flange)	377	"	Flange	0	0	0	0	0	0
378	13-11-2025	TP-101-19A(T-1718) HCN Product From FCC 2nd/west (I/V Flange (Bonnet)	378	"	Flange	0	0	0	0	0	0
379	13-11-2025	TP-101-21B(T-1719) LCN Product From FCC line 1st/east (I/V Gland)	379	"	Valve	0	0	0	0	0	0
380	13-11-2025	TP-101-21B(T-1719) LCN Product From FCC line 1st/east (I/V U/S Flange)	380	"	Flange	0	0	0	0	0	0
381	13-11-2025	TP-101-21B(T-1719) LCN Product From FCC line 1st/east (I/V D/S Flange)	381	"	Flange	0	0	0	0	0	0
382	13-11-2025	TP-101-21B(T-1719) LCN Product From FCC line 1st/east (I/V Flange	382	"	Flange	0	0	0	0	0	0

Sr.No.	Date	Location	Tag No.	Line Size	Componenet Type	Screening Value (PPM) before Repair	Emission Kg/Hr	Emission Kg/day	Screening Value (PPM) afterRepair	Emission Kg/Hr	Emission Kg/day
		(Bonnet)									
383	13-11-2025	TP-101-21B(T-1719) LCN Product From FCC line 2nd/west(I/V Gland)	383	"	Valve	0	0	0	0	0	0
384	13-11-2025	TP-101-21B(T-1719) LCN Product From FCC line 2nd/west(I/V U/S Flange)	384	"	Flange	0	0	0	0	0	0
385	13-11-2025	TP-101-21B(T-1719) LCN Product From FCC line 2nd/west(I/V D/S Flange)	385	"	Flange	0	0	0	0	0	0
386	13-11-2025	TP-101-21B(T-1719) LCN Product From FCC line 2nd/west(I/V Flange (Bonnet)	386	"	Flange	0	0	0	0	0	0
387	13-11-2025	TP-101-19B(T-1719) HCN Product From FCC line 1st/east (I/V Gland)	387	"	Valve	0	0	0	0	0	0
388	13-11-2025	TP-101-19B(T-1719) HCN Product From FCC line 1st/east (I/V U/S Flange)	388	"	Flange	0	0	0	0	0	0
389	13-11-2025	TP-101-19B(T-1719) HCN Product From FCC line 1st/east (I/V D/S Flange)	389	"	Flange	0	0	0	0	0	0
390	13-11-2025	TP-101-19B(T-1719) HCN Product From FCC line 1st/east (I/V Flange (Bonnet)	390	"	Flange	0	0	0	0	0	0
391	13-11-2025	TP-101-19B(T-1719) HCN Product From FCC line 2nd/west (I/V Gland)	391	"	Valve	0	0	0	0	0	0
392	13-11-2025	TP-101-19B(T-1719) HCN Product From FCC line 2nd/west (I/V U/S Flange)	392	"	Flange	0	0	0	0	0	0
393	13-11-2025	TP-101-19B(T-1719) HCN Product From FCC line 2nd/west (I/V D/S Flange)	393	"	Flange	0	0	0	0	0	0
394	13-11-2025	TP-101-19B(T-1719) HCN Product From FCC line 2nd/west (I/V Flange (Bonnet)	394	"	Flange	0	0	0	0	0	0
395	14-11-2025	C.N Suction Tank-1713/C.N Tank-1713 Pump Suction 1st/west (I/V Gland)	395	4 Inch	Valve	0	0	0	0	0	0
396	14-11-2025	C.N Suction Tank-1713/C.N Tank-1713 Pump Suction 1st/west (I/V U/S Flange)	396	"	Flange	0	0	0	0	0	0
397	14-11-2025	C.N Suction Tank-1713/C.N Tank-1713 Pump Suction 1st/west (I/V D/S Flange)	397	"	Flange	0	0	0	0	0	0
398	14-11-2025	C.N Suction Tank-1713/C.N Tank-1713 Pump Suction 1st/west (I/V Flange (Bonnet)	398	"	Flange	0	0	0	0	0	0
399	14-11-2025	C.N Suction Tank-1713/C.N Tank-1713 Pump Suction 2nd/middle (I/V Gland)	399	"	Valve	0	0	0	0	0	0
400	14-11-2025	C.N Suction Tank-1713/C.N Tank-1713 Pump Suction 2nd/middle (I/V U/S Flange)	400	"	Flange	0	0	0	0	0	0
401	14-11-2025	C.N Suction Tank-1713/C.N Tank-1713 Pump Suction 2nd/middle (I/V D/S Flange)	401	"	Flange	0	0	0	0	0	0
402	14-11-2025	C.N Suction Tank-1713/C.N Tank-1713 Pump Suction 2nd/middle (I/V Flange (Bonnet)	402	"	Flange	0	0	0	0	0	0
403	14-11-2025	C.N Suction Tank-1713/C.N Tank-1713 Pump Suction 3rd/east (I/V Gland)	403	"	Valve	0	0	0	0	0	0
404	14-11-2025	C.N Suction Tank-1713/C.N Tank-1713 Pump Suction 3rd/east (I/V U/S Flange)	404	"	Flange	0	0	0	0	0	0
405	14-11-2025	C.N Suction Tank-1713/C.N Tank-1713 Pump Suction 3rd/east (I/V D/S Flange)	405	"	Flange	0	0	0	0	0	0
406	14-11-2025	C.N Suction Tank-1713/C.N Tank-1713 Pump Suction 3rd/east (I/V Flange (Bonnet)	406	"	Flange	0	0	0	0	0	0
407	14-11-2025	C.N R/D DCU-I-II Tank-1713 1st/east (I/V Gland)	407	3 Inch	Valve	0	0	0	0	0	0
408	14-11-2025	C.N R/D DCU-I-II Tank-1713 1st/east (I/V U/S Flange)	408	"	Flange	0	0	0	0	0	0
409	14-11-2025	C.N R/D DCU-I-II Tank-1713 1st/east (I/V D/S Flange)	409	"	Flange	0	0	0	0	0	0
410	14-11-2025	C.N R/D DCU-I-II Tank-1713 1st/east (I/V Flange (Bonnet)	410	"	Flange	0	0	0	0	0	0
411	14-11-2025	C.N R/D DCU-I-II Tank-1713 2nd/middle (I/V Gland)	411	"	Valve	0	0	0	0	0	0
412	14-11-2025	C.N R/D DCU-I-II Tank-1713 2nd/middle (I/V U/S Flange)	412	"	Flange	0	0	0	0	0	0
413	14-11-2025	C.N R/D DCU-I-II Tank-1713 2nd/middle (I/V D/S Flange)	413	"	Flange	0	0	0	0	0	0

Sr.No.	Date	Location	Tag No.	Line Size	Componenet Type	Screening Value (PPM) before Repair	Emission Kg/Hr	Emission Kg/day	Screening Value (PPM) afterRepair	Emission Kg/Hr	Emission Kg/day
414	14-11-2025	C.N R/D DCU-I-II Tank-1713 2nd/middle (I/V Flange (Bonnet)	414	"	Flange	0	0	0	0	0	0
415	14-11-2025	C.N R/D DCU-I-II Tank-1713 3rd/west (I/V Gland)	415	"	Valve	0	0	0	0	0	0
416	14-11-2025	C.N R/D DCU-I-II Tank-1713 3rd/west (I/V U/S Flange)	416	"	Flange	0	0	0	0	0	0
417	14-11-2025	C.N R/D DCU-I-II Tank-1713 3rd/west (I/V D/S Flange)	417	"	Flange	0	0	0	0	0	0
418	14-11-2025	C.N R/D DCU-I-II Tank-1713 3rd/west (I/V Flange (Bonnet)	418	"	Flange	0	0	0	0	0	0
419	14-11-2025	R.S Naph. R/D Tank-1725 1st/east(I/V Gland)	419	3 Inch	Valve	0	0	0	0	0	0
420	14-11-2025	R.S Naph. R/D Tank-1725 1st/east(I/V U/S Flange)	420	"	Flange	0	0	0	0	0	0
421	14-11-2025	R.S Naph. R/D Tank-1725 1st/east(I/V D/S Flange)	421	"	Flange	0	0	0	0	0	0
422	14-11-2025	R.S Naph. R/D Tank-1725 1st/east(I/V Flange (Bonnet)	422	"	Flange	0	0	0	0	0	0
423	14-11-2025	R.S Naph. R/D Tank-1725 2nd/middle (I/V Gland)	423	"	Valve	0	0	0	0	0	0
424	14-11-2025	R.S Naph. R/D Tank-1725 2nd/middle (I/V U/S Flange)	424	"	Flange	0	0	0	0	0	0
425	14-11-2025	R.S Naph. R/D Tank-1725 2nd/middle (I/V D/S Flange)	425	"	Flange	0	0	0	0	0	0
426	14-11-2025	R.S Naph. R/D Tank-1725 2nd/middle (I/V Flange (Bonnet)	426	"	Flange	0	0	0	0	0	0
427	14-11-2025	R.S Naph. R/D Tank-1725 3rd/west (I/V Gland)	427	"	Valve	0	0	0	0	0	0
428	14-11-2025	R.S Naph. R/D Tank-1725 3rd/west (I/V U/S Flange)	428	"	Flange	0	0	0	0	0	0
429	14-11-2025	R.S Naph. R/D Tank-1725 3rd/west (I/V D/S Flange)	429	"	Flange	0	0	0	0	0	0
430	14-11-2025	R.S Naph. R/D Tank-1725 3rd/west (I/V Flange (Bonnet)	430	"	Flange	0	0	0	0	0	0
431	14-11-2025	Pump Suction/Pump Suction Tank-1725 1st/west(I/V Gland)	431	4 Inch	Valve	0	0	0	0	0	0
432	14-11-2025	Pump Suction/Pump Suction Tank-1725 1st/west(I/V U/S Flange)	432	"	Flange	0	0	0	0	0	0
433	14-11-2025	Pump Suction/Pump Suction Tank-1725 1st/west(I/V D/S Flange)	433	"	Flange	0	0	0	0	0	0
434	14-11-2025	Pump Suction/Pump Suction Tank-1725 1st/west(I/V Flange (Bonnet)	434	"	Flange	0	0	0	0	0	0
435	14-11-2025	Pump Suction/Pump Suction Tank-1725 2nd/middle (I/V Gland)	435	"	Valve	0	0	0	0	0	0
436	14-11-2025	Pump Suction/Pump Suction Tank-1725 2nd/middle (I/V U/S Flange)	436	"	Flange	0	0	0	0	0	0
437	14-11-2025	Pump Suction/Pump Suction Tank-1725 2nd/middle (I/V D/S Flange)	437	"	Flange	0	0	0	0	0	0
438	14-11-2025	Pump Suction/Pump Suction Tank-1725 2nd/middle (I/V Flange (Bonnet)	438	"	Flange	0	0	0	0	0	0
439	14-11-2025	Pump Suction/Pump Suction Tank-1725 3rd/east (I/V Gland)	439	"	Valve	0	0	0	0	0	0
440	14-11-2025	Pump Suction/Pump Suction Tank-1725 3rd/east (I/V U/S Flange)	440	"	Flange	0	0	0	0	0	0
441	14-11-2025	Pump Suction/Pump Suction Tank-1725 3rd/east (I/V D/S Flange)	441	"	Flange	0	0	0	0	0	0
442	14-11-2025	Pump Suction/Pump Suction Tank-1725 3rd/east (I/V Flange (Bonnet)	442	"	Flange	0	0	0	0	0	0
443	14-11-2025	R.S Naph. R/D Tank-1724 1st/east(I/V Gland)	443	3 Inch	Valve	0	0	0	0	0	0
444	14-11-2025	R.S Naph. R/D Tank-1724 1st/east(I/V U/S Flange)	444	"	Flange	0	0	0	0	0	0
445	14-11-2025	R.S Naph. R/D Tank-1724 1st/east(I/V D/S Flange)	445	"	Flange	0	0	0	0	0	0
446	14-11-2025	R.S Naph. R/D Tank-1724 1st/east(I/V Flange (Bonnet)	446	"	Flange	0	0	0	0	0	0
447	14-11-2025	R.S Naph. R/D Tank-1724 2nd/middle (I/V Gland)	447	"	Valve	0	0	0	0	0	0
448	14-11-2025	R.S Naph. R/D Tank-1724 2nd/middle (I/V U/S Flange)	448	"	Flange	0	0	0	0	0	0
449	14-11-2025	R.S Naph. R/D Tank-1724 2nd/middle (I/V D/S Flange)	449	"	Flange	0	0	0	0	0	0
450	14-11-2025	R.S Naph. R/D Tank-1724 2nd/middle (I/V Flange (Bonnet)	450	"	Flange	0	0	0	0	0	0
451	14-11-2025	R.S Naph. R/D Tank-1724 3rd/west (I/V Gland)	451	"	Valve	0	0	0	0	0	0
452	14-11-2025	R.S Naph. R/D Tank-1724 3rd/west (I/V U/S Flange)	452	"	Flange	0	0	0	0	0	0
453	14-11-2025	R.S Naph. R/D Tank-1724 3rd/west (I/V D/S Flange)	453	"	Flange	0	0	0	0	0	0

Sr.No.	Date	Location	Tag No.	Line Size	Componenet Type	Screening Value (PPM) before Repair	Emission Kg/Hr	Emission Kg/day	Screening Value (PPM) afterRepair	Emission Kg/Hr	Emission Kg/day
454	14-11-2025	R.S Naph. R/D Tank-1724 3rd/west (I/V Flange (Bonnet)	454	"	Flange	0	0	0	0	0	0
455	14-11-2025	SG Suction Tank-1724/C.N Pump Suction TK-1724 1st/west (I/V Gland)	455	4 Inch	Valve	0	0	0	0	0	0
456	14-11-2025	SG Suction Tank-1724/C.N Pump Suction TK-1724 1st/west (I/V U/S Flange)	456	"	Flange	0	0	0	0	0	0
457	14-11-2025	SG Suction Tank-1724/C.N Pump Suction TK-1724 1st/west (I/V D/S Flange)	457	"	Flange	0	0	0	0	0	0
458	14-11-2025	SG Suction Tank-1724/C.N Pump Suction TK-1724 1st/west (I/V Flange (Bonnet)	458	"	Flange	0	0	0	0	0	0
459	14-11-2025	SG Suction Tank-1724/C.N Pump Suction TK-1724 2nd/middle (I/V Gland)	459	"	Valve	0	0	0	0	0	0
460	14-11-2025	SG Suction Tank-1724/C.N Pump Suction TK-1724 2nd/middle (I/V U/S Flange)	460	"	Flange	0	0	0	0	0	0
461	14-11-2025	SG Suction Tank-1724/C.N Pump Suction TK-1724 2nd/middle (I/V D/S Flange)	461	"	Flange	0	0	0	0	0	0
462	14-11-2025	SG Suction Tank-1724/C.N Pump Suction TK-1724 2nd/middle (I/V Flange (Bonnet)	462	"	Flange	0	0	0	0	0	0
463	14-11-2025	SG Suction Tank-1724/C.N Pump Suction TK-1724 3rd/east (I/V Gland)	463	"	Valve	0	0	0	0	0	0
464	14-11-2025	SG Suction Tank-1724/C.N Pump Suction TK-1724 3rd/east (I/V U/S Flange)	464	"	Flange	0	0	0	0	0	0
465	14-11-2025	SG Suction Tank-1724/C.N Pump Suction TK-1724 3rd/east (I/V D/S Flange)	465	"	Flange	0	0	0	0	0	0
466	14-11-2025	SG Suction Tank-1724/C.N Pump Suction TK-1724 3rd/east (I/V Flange (Bonnet)	466	"	Flange	0	0	0	0	0	0
467	14-11-2025	Pump Suction Tank-1722/C.N Pump Suction Tank-1722 1st/west(I/V Gland)	467	4 Inch	Valve	0	0	0	0	0	0
468	14-11-2025	Pump Suction Tank-1722/C.N Pump Suction Tank-1722 1st/west(I/V U/S Flange)	468	"	Flange	0	0	0	0	0	0
469	14-11-2025	Pump Suction Tank-1722/C.N Pump Suction Tank-1722 1st/west(I/V D/S Flange)	469	"	Flange	0	0	0	0	0	0
470	14-11-2025	Pump Suction Tank-1722/C.N Pump Suction Tank-1722 1st/west(I/V Flange (Bonnet)	470	"	Flange	0	0	0	0	0	0
471	14-11-2025	Pump Suction Tank-1722/C.N Pump Suction Tank-1722 2nd/middle (I/V Gland)	471	"	Valve	0	0	0	0	0	0
472	14-11-2025	Pump Suction Tank-1722/C.N Pump Suction Tank-1722 2nd/middle (I/V U/S Flange)	472	"	Flange	0	0	0	0	0	0
473	14-11-2025	Pump Suction Tank-1722/C.N Pump Suction Tank-1722 2nd/middle (I/V D/S Flange)	473	"	Flange	0	0	0	0	0	0
474	14-11-2025	Pump Suction Tank-1722/C.N Pump Suction Tank-1722 2nd/middle (I/V Flange (Bonnet)	474	"	Flange	0	0	0	0	0	0
475	14-11-2025	Pump Suction Tank-1722/C.N Pump Suction Tank-1722 3rd/east (I/V Gland)	475	3 Inch	Valve	0	0	0	0	0	0
476	14-11-2025	Pump Suction Tank-1722/C.N Pump Suction Tank-1722 3rd/east (I/V U/S Flange)	476	"	Flange	0	0	0	0	0	0
477	14-11-2025	Pump Suction Tank-1722/C.N Pump Suction Tank-1722 3rd/east (I/V D/S Flange)	477	"	Flange	0	0	0	0	0	0
478	14-11-2025	Pump Suction Tank-1722/C.N Pump Suction Tank-1722 3rd/east (I/V Flange (Bonnet)	478	"	Flange	0	0	0	0	0	0
479	14-11-2025	DCU-I-II - R/D To Tank-1722/C.N R/D From Tank-1722 line 1st/east (I/V Gland)	479	3 Inch	Valve	0	0	0	0	0	0
480	14-11-2025	DCU-I-II - R/D To Tank-1722/C.N R/D From Tank-1722 line 1st/east (I/V U/S Flange)	480	"	Flange	0	0	0	0	0	0
481	14-11-2025	DCU-I-II - R/D To Tank-1722/C.N R/D From Tank-1722 line 1st/east (I/V D/S Flange)	481	"	Flange	0	0	0	0	0	0
482	14-11-2025	DCU-I-II - R/D To Tank-1722/C.N R/D From Tank-1722 line 1st/east (I/V Flange (Bonnet)	482	"	Flange	0	0	0	0	0	0
483	14-11-2025	DCU-I-II - R/D To Tank-1722/C.N R/D From Tank-1722 line 2nd/middle (I/V Gland)	483	"	Valve	0	0	0	0	0	0

Sr.No.	Date	Location	Tag No.	Line Size	Componenet Type	Screening Value (PPM) before Repair	Emission Kg/Hr	Emission Kg/day	Screening Value (PPM) afterRepair	Emission Kg/Hr	Emission Kg/day
484	14-11-2025	DCU-I-II - R/D To Tank-1722/C.N R/D From Tank-1722 line 2nd/middle (I/V U/S Flange)	484	"	Flange	0	0	0	0	0	0
485	14-11-2025	DCU-I-II - R/D To Tank-1722/C.N R/D From Tank-1722 line 2nd/middle (I/V D/S Flange)	485	"	Flange	0	0	0	0	0	0
486	14-11-2025	DCU-I-II - R/D To Tank-1722/C.N R/D From Tank-1722 line 2nd/middle (I/V Flange (Bonnet)	486	"	Flange	0	0	0	0	0	0
487	14-11-2025	DCU-I-II - R/D To Tank-1722/C.N R/D From Tank-1722 line 3rd/west (I/V Gland)	487	"	Valve	0	0	0	0	0	0
488	14-11-2025	DCU-I-II - R/D To Tank-1722/C.N R/D From Tank-1722 line 3rd/west (I/V U/S Flange)	488	"	Flange	0	0	0	0	0	0
489	14-11-2025	DCU-I-II - R/D To Tank-1722/C.N R/D From Tank-1722 line 3rd/west (I/V D/S Flange)	489	"	Flange	0	0	0	0	0	0
490	14-11-2025	DCU-I-II - R/D To Tank-1722/C.N R/D From Tank-1722 line 3rd/west (I/V Flange (Bonnet)	490	"	Flange	0	0	0	0	0	0
491	14-11-2025	Tank-2605 Tank In/Out-2605 upper line (I/V Gland)	491	12 Inch	Valve	0	0	0	0	0	0
492	14-11-2025	Tank-2605 Tank In/Out-2605 upper line (I/V U/S Flange)	492	"	Flange	0	0	0	0	0	0
493	14-11-2025	Tank-2605 Tank In/Out-2605 upper line (I/V D/S Flange)	493	"	Flange	0	0	0	0	0	0
494	14-11-2025	Tank-2605 Tank In/Out-2605 upper line (I/V Flange (Bonnet)	494	"	Flange	0	0	0	0	0	0
495	14-11-2025	Tank-2605 Tank In/Out-2605 lower line (I/V Gland)	495	"	Valve	0	0	0	0	0	0
496	14-11-2025	Tank-2605 Tank In/Out-2605 lower line (I/V U/S Flange)	496	"	Flange	0	0	0	0	0	0
497	14-11-2025	Tank-2605 Tank In/Out-2605 lower line (I/V D/S Flange)	497	"	Flange	0	0	0	0	0	0
498	14-11-2025	Tank-2605 Tank In/Out-2605 lower line (I/V Flange (Bonnet)	498	"	Flange	0	0	0	0	0	0
499	14-11-2025	Tank-2605 SRN line 1st (I/V Gland)	499	3 Inch	Valve	38 1	0.000090	0.00215 8663	38 1	0.000090	0.002158 663
500	14-11-2025	Tank-2605 SRN line 1st (I/V U/S Flange)	500	"	Flange	0	0	0	0	0	0
501	14-11-2025	Tank-2605 SRN line 1st (I/V D/S Flange)	501	"	Flange	0	0	0	0	0	0
502	14-11-2025	Tank-2605 SRN line 1st (I/V Flange (Bonnet)	502	"	Flange	0	0	0	0	0	0
503	14-11-2025	Tank-2605 SRN line 2nd (I/V Gland)	503	"	Valve	0	0	0	0	0	0
504	14-11-2025	Tank-2605 SRN line 2nd (I/V U/S Flange)	504	"	Flange	0	0	0	0	0	0
505	14-11-2025	Tank-2605 SRN line 2nd (I/V D/S Flange)	505	"	Flange	0	0	0	0	0	0
506	14-11-2025	Tank-2605 SRN line 2nd (I/V Flange (Bonnet)	506	4 Inch	Flange	0	0	0	0	0	0
507	14-11-2025	Tank-2605 Jet Mixing line (I/V Gland)	507	"	Valve	0	0	0	0	0	0
508	14-11-2025	Tank-2605 Jet Mixing line (I/V U/S Flange)	508	"	Flange	0	0	0	0	0	0
509	14-11-2025	Tank-2605 Jet Mixing line (I/V D/S Flange)	509	"	Flange	0	0	0	0	0	0
510	14-11-2025	Tank-2605 Jet Mixing line (I/V Flange (Bonnet)	510	"	Flange	0	0	0	0	0	0
511	14-11-2025	Tank-2603 In/Out line upper I/V (I/V Gland)	511	12 Inch	Valve	0	0	0	0	0	0
512	14-11-2025	Tank-2603 In/Out line upper I/V (I/V U/S Flange)	512	"	Flange	0	0	0	0	0	0
513	14-11-2025	Tank-2603 In/Out line upper I/V (I/V D/S Flange)	513	"	Flange	0	0	0	0	0	0
514	14-11-2025	Tank-2603 In/Out line upper I/V (I/V Flange (Bonnet)	514	"	Flange	0	0	0	0	0	0
515	14-11-2025	Tank-2603 In/Out line lower I/V (I/V Gland)	515	"	Valve	0	0	0	0	0	0
516	14-11-2025	Tank-2603 In/Out line lower I/V (I/V U/S Flange)	516	"	Flange	0	0	0	0	0	0
517	14-11-2025	Tank-2603 In/Out line lower I/V (I/V D/S Flange)	517	"	Flange	0	0	0	0	0	0
518	14-11-2025	Tank-2603 In/Out line lower I/V (I/V Flange (Bonnet)	518	"	Flange	0	0	0	0	0	0
519	14-11-2025	Tank-2603 SRN line (I/V Gland)	519	3 Inch	Valve	0	0	0	0	0	0
520	14-11-2025	Tank-2603 SRN line (I/V U/S Flange)	520	"	Flange	0	0	0	0	0	0

Sr.No.	Date	Location	Tag No.	Line Size	Componenet Type	Screening Value (PPM) before Repair	Emission Kg/Hr	Emission Kg/day	Screening Value (PPM) afterRepair	Emission Kg/Hr	Emission Kg/day
521	14-11-2025	Tank-2603 SRN line (I/V D/S Flange)	521	"	Flange	0	0	0	0	0	0
522	14-11-2025	Tank-2603 SRN line (I/V Flange (Bonnet)	522	"	Flange	0	0	0	0	0	0
523	14-11-2025	Tank-2603 Jet Mixing line (I/V Gland)	523	4 Inch	Valve	6.9	0.000030	0.00072 0729	6.9	0.000030	0.000720 729
524	14-11-2025	Tank-2603 Jet Mixing line (I/V U/S Flange)	524	"	Flange	0	0	0	0	0	0
525	14-11-2025	Tank-2603 Jet Mixing line (I/V D/S Flange)	525	"	Flange	0	0	0	0	0	0
526	14-11-2025	Tank-2603 Jet Mixing line (I/V Flange (Bonnet)	526	"	Flange	0	0	0	0	0	0
527	14-11-2025	Tank-2601 In/Out line upper (I/V Gland)	527	10 Inch	Valve	0	0	0	0	0	0
528	14-11-2025	Tank-2601 In/Out line upper (I/V U/S Flange)	528	"	Flange	0	0	0	0	0	0
529	14-11-2025	Tank-2601 In/Out line upper (I/V D/S Flange)	529	"	Flange	0	0	0	0	0	0
530	14-11-2025	Tank-2601 In/Out line upper (I/V Flange (Bonnet)	530	"	Flange	0	0	0	0	0	0
531	14-11-2025	Tank-2601 In/Out line lower (I/V Gland)	531	"	Valve	0	0	0	0	0	0
532	14-11-2025	Tank-2601 In/Out line lower (I/V U/S Flange)	532	"	Flange	0	0	0	0	0	0
533	14-11-2025	Tank-2601 In/Out line lower (I/V D/S Flange)	533	"	Flange	0	0	0	0	0	0
534	14-11-2025	Tank-2601 In/Out line lower (I/V Flange (Bonnet)	534	"	Flange	0	0	0	0	0	0
535	14-11-2025	Tank-2601 SRN From CDU-II line 1st/east (I/V Gland)	535	6 Inch	Valve	0	0	0	0	0	0
536	14-11-2025	Tank-2601 SRN From CDU-II line 1st/east (I/V U/S Flange)	536	"	Flange	0	0	0	0	0	0
537	14-11-2025	Tank-2601 SRN From CDU-II line 1st/east (I/V D/S Flange)	537	"	Flange	0	0	0	0	0	0
538	14-11-2025	Tank-2601 SRN From CDU-II line 1st/east (I/V Flange (Bonnet)	538	"	Flange	0	0	0	0	0	0
539	14-11-2025	Tank-2601 SRN From CDU-II line 2nd/middle (I/V Gland)	539	"	Valve	0	0	0	0	0	0
540	14-11-2025	Tank-2601 SRN From CDU-II line 2nd/middle (I/V U/S Flange)	540	"	Flange	0	0	0	0	0	0
541	14-11-2025	Tank-2601 SRN From CDU-II line 2nd/middle (I/V D/S Flange)	541	"	Flange	0	0	0	0	0	0
542	14-11-2025	Tank-2601 SRN From CDU-II line 2nd/middle (I/V Flange (Bonnet)	542	"	Flange	0	0	0	0	0	0
543	14-11-2025	Tank-2601 SRN From CDU-II line 3rd/west (I/V Gland)	543	"	Valve	0	0	0	0	0	0
544	14-11-2025	Tank-2601 SRN From CDU-II line 3rd/west (I/V U/S Flange)	544	"	Flange	0	0	0	0	0	0
545	14-11-2025	Tank-2601 SRN From CDU-II line 3rd/west (I/V D/S Flange)	545	"	Flange	0	0	0	0	0	0
546	14-11-2025	Tank-2601 SRN From CDU-II line 3rd/west (I/V Flange (Bonnet)	546	"	Flange	0	0	0	0	0	0
547	14-11-2025	Tank-2601 IOC Pipe line 1st (I/V Gland)	547	10 Inch	Valve	0	0	0	0	0	0
548	14-11-2025	Tank-2601 IOC Pipe line 1st (I/V U/S Flange)	548	"	Flange	0	0	0	0	0	0
549	14-11-2025	Tank-2601 IOC Pipe line 1st (I/V D/S Flange)	549	"	Flange	0	0	0	0	0	0
550	14-11-2025	Tank-2601 IOC Pipe line 1st (I/V Flange (Bonnet)	550	"	Flange	0	0	0	0	0	0
551	14-11-2025	Tank-2601 IOC Pipe line 2nd (I/V Gland)	551	"	Valve	0	0	0	0	0	0
552	14-11-2025	Tank-2601 IOC Pipe line 2nd (I/V U/S Flange)	552	"	Flange	0	0	0	0	0	0
553	14-11-2025	Tank-2601 IOC Pipe line 2nd (I/V D/S Flange)	553	"	Flange	0	0	0	0	0	0
554	14-11-2025	Tank-2601 IOC Pipe line 2nd (I/V Flange (Bonnet)	554	"	Flange	0	0	0	0	0	0
555	14-11-2025	Tank-2601 Recirculation/SRN-2601 line (I/V Gland)	555	6 Inch	Valve	0	0	0	0	0	0
556	14-11-2025	Tank-2601 Recirculation/SRN-2601 line (I/V U/S Flange)	556	"	Flange	0	0	0	0	0	0
557	14-11-2025	Tank-2601 Recirculation/SRN-2601 line (I/V D/S Flange)	557	"	Flange	0	0	0	0	0	0
558	14-11-2025	Tank-2601 Recirculation/SRN-2601 line (I/V Flange (Bonnet)	558	"	Flange	0	0	0	0	0	0
559	14-11-2025	Tank-2607 In/Out line upper (I/V Gland)	559	12 Inch	Valve	0	0	0	0	0	0
560	14-11-2025	Tank-2607 In/Out line upper (I/V U/S Flange)	560	"	Flange	0	0	0	0	0	0

Sr.No.	Date	Location	Tag No.	Line Size	Componenet Type	Screening Value (PPM) before Repair	Emission Kg/Hr	Emission Kg/day	Screening Value (PPM) afterRepair	Emission Kg/Hr	Emission Kg/day
561	14-11-2025	Tank-2607 In/Out line upper (I/V D/S Flange)	561	"	Flange	0	0	0	0	0	0
562	14-11-2025	Tank-2607 In/Out line upper (I/V Flange (Bonnet)	562	"	Flange	0	0	0	0	0	0
563	14-11-2025	Tank-2607 In/Out line lower (I/V Gland)	563	"	Valve	0	0	0	0	0	0
564	14-11-2025	Tank-2607 In/Out line lower (I/V U/S Flange)	564	"	Flange	0	0	0	0	0	0
565	14-11-2025	Tank-2607 In/Out line lower (I/V D/S Flange)	565	"	Flange	0	0	0	0	0	0
566	14-11-2025	Tank-2607 In/Out line lower (I/V Flange (Bonnet)	566	"	Flange	0	0	0	0	0	0
567	14-11-2025	Tank-2607 Recirculation-2607 line upper (I/V Gland)	567	6 Inch	Valve	0	0	0	0	0	0
568	14-11-2025	Tank-2607 Recirculation-2607 line upper (I/V U/S Flange)	568	"	Flange	0	0	0	0	0	0
569	14-11-2025	Tank-2607 Recirculation-2607 line upper (I/V D/S Flange)	569	"	Flange	0	0	0	0	0	0
570	14-11-2025	Tank-2607 Recirculation-2607 line upper (I/V Flange (Bonnet)	570	"	Flange	0	0	0	0	0	0
571	14-11-2025	Tank-2607 Recirculation-2607 line lower (I/V Gland)	571	"	Valve	0	0	0	0	0	0
572	14-11-2025	Tank-2607 Recirculation-2607 line lower (I/V U/S Flange)	572	"	Flange	0	0	0	0	0	0
573	14-11-2025	Tank-2607 Recirculation-2607 line lower (I/V D/S Flange)	573	"	Flange	0	0	0	0	0	0
574	14-11-2025	Tank-2607 Recirculation-2607 line lower (I/V Flange (Bonnet)	574	"	Flange	0	0	0	0	0	0
575	14-11-2025	Tank-2608 In/Out line upper (I/V Gland)	575	12 Inch	Valve	0	0	0	0	0	0
576	14-11-2025	Tank-2608 In/Out line upper (I/V U/S Flange)	576	"	Flange	0	0	0	0	0	0
577	14-11-2025	Tank-2608 In/Out line upper (I/V D/S Flange)	577	"	Flange	0	0	0	0	0	0
578	14-11-2025	Tank-2608 In/Out line upper (I/V Flange (Bonnet)	578	"	Flange	0	0	0	0	0	0
579	14-11-2025	Tank-2608 In/Out line lower (I/V Gland)	579	"	Valve	0	0	0	0	0	0
580	14-11-2025	Tank-2608 In/Out line lower (I/V U/S Flange)	580	"	Flange	0	0	0	0	0	0
581	14-11-2025	Tank-2608 In/Out line lower (I/V D/S Flange)	581	"	Flange	0	0	0	0	0	0
582	14-11-2025	Tank-2608 In/Out line lower (I/V Flange (Bonnet)	582	"	Flange	0	0	0	0	0	0
583	14-11-2025	Tank-2608 Jet Mixing-2608 line (I/V Gland)	583	4 Inch	Valve	0	0	0	0	0	0
584	14-11-2025	Tank-2608 Jet Mixing-2608 line (I/V U/S Flange)	584	"	Flange	0	0	0	0	0	0
585	14-11-2025	Tank-2608 Jet Mixing-2608 line (I/V D/S Flange)	585	"	Flange	0	0	0	0	0	0
586	14-11-2025	Tank-2608 Jet Mixing-2608 line (I/V Flange (Bonnet)	586	"	Flange	0	0	0	0	0	0
587	14-11-2025	Tank-2602 In/Out line upper (I/V Gland)	587	10 Inch	Valve	0	0	0	0	0	0
588	14-11-2025	Tank-2602 In/Out line upper (I/V U/S Flange)	588	"	Flange	0	0	0	0	0	0
589	14-11-2025	Tank-2602 In/Out line upper (I/V D/S Flange)	589	"	Flange	0	0	0	0	0	0
590	14-11-2025	Tank-2602 In/Out line upper (I/V Flange (Bonnet)	590	"	Flange	0	0	0	0	0	0
591	14-11-2025	Tank-2602 In/Out line lower (I/V Gland)	591	"	Valve	0	0	0	0	0	0
592	14-11-2025	Tank-2602 In/Out line lower (I/V U/S Flange)	592	"	Flange	0	0	0	0	0	0
593	14-11-2025	Tank-2602 In/Out line lower (I/V D/S Flange)	593	"	Flange	0	0	0	0	0	0
594	14-11-2025	Tank-2602 In/Out line lower (I/V Flange (Bonnet)	594	"	Flange	0	0	0	0	0	0
595	14-11-2025	Tank-2602 SRN From CDU-II line 1st/west line (I/V Gland)	595	6 Inch	Valve	0	0	0	0	0	0
596	14-11-2025	Tank-2602 SRN From CDU-II line 1st/west line (I/V U/S Flange)	596	"	Flange	0	0	0	0	0	0
597	14-11-2025	Tank-2602 SRN From CDU-II line 1st/west line (I/V D/S Flange)	597	"	Flange	0	0	0	0	0	0
598	14-11-2025	Tank-2602 SRN From CDU-II line 1st/west line (I/V Flange (Bonnet)	598	"	Flange	0	0	0	0	0	0
599	14-11-2025	Tank-2602 SRN From CDU-II line 2nd/middle line (I/V Gland)	599	"	Valve	0	0	0	0	0	0
600	14-11-2025	Tank-2602 SRN From CDU-II line 2nd/middle line (I/V U/S Flange)	600	"	Flange	0	0	0	0	0	0

Sr.No.	Date	Location	Tag No.	Line Size	Componenet Type	Screening Value (PPM) before Repair	Emission Kg/Hr	Emission Kg/day	Screening Value (PPM) afterRepair	Emission Kg/Hr	Emission Kg/day
601	14-11-2025	Tank-2602 SRN From CDU-II line 2nd/middle line (I/V D/S Flange)	601	"	Flange	0	0	0	0	0	0
602	14-11-2025	Tank-2602 SRN From CDU-II line 2nd/middle line (I/V Flange (Bonnet)	602	"	Flange	0	0	0	0	0	0
603	14-11-2025	Tank-2602 SRN From CDU-II line 3rd/east (I/V Gland)	603	"	Valve	0	0	0	0	0	0
604	14-11-2025	Tank-2602 SRN From CDU-II line 3rd/east (I/V U/S Flange)	604	"	Flange	0	0	0	0	0	0
605	14-11-2025	Tank-2602 SRN From CDU-II line 3rd/east (I/V D/S Flange)	605	"	Flange	0	0	0	0	0	0
606	14-11-2025	Tank-2602 SRN From CDU-II line 3rd/east (I/V Flange (Bonnet)	606	"	Flange	0	0	0	0	0	0
607	14-11-2025	Tank-2602 SRN Recirculation-2602 line (I/V Gland)	607	"	Valve	0	0	0	0	0	0
608	14-11-2025	Tank-2602 SRN Recirculation-2602 line (I/V U/S Flange)	608	"	Flange	0	0	0	0	0	0
609	14-11-2025	Tank-2602 SRN Recirculation-2602 line (I/V D/S Flange)	609	"	Flange	0	0	0	0	0	0
610	14-11-2025	Tank-2602 SRN Recirculation-2602 line (I/V Flange (Bonnet)	610	"	Flange	0	0	0	0	0	0
611	14-11-2025	Tank-2602 IOC Pipe line 1st/east line (I/V Gland)	611	10	Valve	0	0	0	0	0	0
612	14-11-2025	Tank-2602 IOC Pipe line 1st/east line (I/V U/S Flange)	612	"	Flange	0	0	0	0	0	0
613	14-11-2025	Tank-2602 IOC Pipe line 1st/east line (I/V D/S Flange)	613	"	Flange	0	0	0	0	0	0
614	14-11-2025	Tank-2602 IOC Pipe line 1st/east line (I/V Flange (Bonnet)	614	"	Flange	0	0	0	0	0	0
615	14-11-2025	Tank-2602 IOC Pipe line 2nd/west line (I/V Gland)	615	"	Valve	0	0	0	0	0	0
616	14-11-2025	Tank-2602 IOC Pipe line 2nd/west line (I/V U/S Flange)	616	"	Flange	0	0	0	0	0	0
617	14-11-2025	Tank-2602 IOC Pipe line 2nd/west line (I/V D/S Flange)	617	"	Flange	0	0	0	0	0	0
618	14-11-2025	Tank-2602 IOC Pipe line 2nd/west line (I/V Flange (Bonnet)	618	"	Flange	0	0	0	0	0	0
619	14-11-2025	Tank-2602 SRN From CDU-I line 1st/west line (I/V Gland)	619	4 Inch	Valve	0	0	0	0	0	0
620	14-11-2025	Tank-2602 SRN From CDU-I line 1st/west line (I/V U/S Flange)	620	"	Flange	0	0	0	0	0	0
621	14-11-2025	Tank-2602 SRN From CDU-I line 1st/west line (I/V D/S Flange)	621	"	Flange	0	0	0	0	0	0
622	14-11-2025	Tank-2602 SRN From CDU-I line 1st/west line (I/V Flange (Bonnet)	622	"	Flange	0	0	0	0	0	0
623	14-11-2025	Tank-2602 SRN From CDU-I 2nd/east line (I/V Gland)	623	"	Valve	0	0	0	0	0	0
624	14-11-2025	Tank-2602 SRN From CDU-I 2nd/east line (I/V U/S Flange)	624	"	Flange	0	0	0	0	0	0
625	14-11-2025	Tank-2602 SRN From CDU-I 2nd/east line (I/V D/S Flange)	625	"	Flange	0	0	0	0	0	0
626	14-11-2025	Tank-2602 SRN From CDU-I 2nd/east line (I/V Flange (Bonnet)	626	"	Flange	0	0	0	0	0	0
627	14-11-2025	Tank-2602 LR SRN To Tk-2602 line 1st/west line (I/V Gland)	627	"	Valve	0	0	0	0	0	0
628	14-11-2025	Tank-2602 LR SRN To Tk-2602 1st/west line (I/V U/S Flange)	628	"	Flange	0	0	0	0	0	0
629	14-11-2025	Tank-2602 LR SRN To Tk-2602 1st/west line (I/V D/S Flange)	629	"	Flange	0	0	0	0	0	0
630	14-11-2025	Tank-2602 LR SRN To Tk-2602 1st/west line (I/V Flange (Bonnet)	630	"	Flange	0	0	0	0	0	0
631	14-11-2025	Tank-2602 LR SRN To TK-2602 2nd/middle line (I/V Gland)	631	"	Valve	0	0	0	0	0	0
632	14-11-2025	Tank-2602 LR SRN To TK-2602 2nd/middle line (I/V U/S Flange)	632	"	Flange	0	0	0	0	0	0
633	14-11-2025	Tank-2602 LR SRN To TK-2602 2nd/middle line (I/V D/S Flange)	633	"	Flange	0	0	0	0	0	0
634	14-11-2025	Tank-2602 LR SRN To TK-2602 2nd/middle line (I/V Flange (Bonnet)	634	"	Flange	0	0	0	0	0	0
635	14-11-2025	Tank-2602 LR LR SRN To Tk-2602 3rd/east line (I/V Gland)	635	"	Valve	0	0	0	0	0	0
636	14-11-2025	Tank-2602 LR LR SRN To Tk-2602 3rd/east line (I/V U/S Flange)	636	"	Flange	0	0	0	0	0	0
637	14-11-2025	Tank-2602 LR LR SRN To Tk-2602 3rd/east line (I/V D/S Flange)	637	"	Flange	0	0	0	0	0	0
638	14-11-2025	Tank-2602 LR LR SRN To Tk-2602 3rd/east line (I/V Flange (Bonnet)	638	"	Flange	0	0	0	0	0	0
639	14-11-2025	Manifold-2606 Pupm suction-2606 line 1st /east (I/V Gland)	639	16 Inch	Valve	0	0	0	0	0	0
640	14-11-2025	Manifold-2606 Pupm suction-2606 line 1st /east (I/V U/S Flange)	640	"	Flange	0	0	0	0	0	0

Sr.No.	Date	Location	Tag No.	Line Size	Componenet Type	Screening Value (PPM) before Repair	Emission Kg/Hr	Emission Kg/day	Screening Value (PPM) afterRepair	Emission Kg/Hr	Emission Kg/day
641	14-11-2025	Manifold-2606 Pupm suction-2606 line 1st /east (I/V D/S Flange)	641	"	Flange	0	0	0	0	0	0
642	14-11-2025	Manifold-2606 Pupm suction-2606 line 1st /east (I/V Flange (Bonnet)	642	"	Flange	0	0	0	0	0	0
643	14-11-2025	Manifold-2606 Pupm suction-2606 line 2nd /middle (I/V Gland)	643	"	Valve	0	0	0	0	0	0
644	14-11-2025	Manifold-2606 Pupm suction-2606 line 2nd /middle (I/V U/S Flange)	644	"	Flange	0	0	0	0	0	0
645	14-11-2025	Manifold-2606 Pupm suction-2606 line 2nd /middle (I/V D/S Flange)	645	"	Flange	0	0	0	0	0	0
646	14-11-2025	Manifold-2606 Pupm suction-2606 line 2nd /middle (I/V Flange (Bonnet)	646	"	Flange	0	0	0	0	0	0
647	14-11-2025	Manifold-2606 Pupm suction-2606 line 3RD /west (I/V Gland)	647	"	Valve	64	0.000125	0.003011609	64	0.000125	0.003011609
648	14-11-2025	Manifold-2606 Pupm suction-2606 line 3RD /west (I/V U/S Flange)	648	"	Flange	0	0	0	0	0	0
649	14-11-2025	Manifold-2606 Pupm suction-2606 line 3RD /west (I/V D/S Flange)	649	"	Flange	0	0	0	0	0	0
650	14-11-2025	Manifold-2606 Pupm suction-2606 line 3RD /west (I/V Flange (Bonnet)	650	"	Flange	0	0	0	0	0	0
651	14-11-2025	Manifold-2606 Pupm suction-2606 line south side 10" line west side (I/V Gland)	651	10 Inch	Valve	0	0	0	0	0	0
652	14-11-2025	Manifold-2606 Pupm suction-2606 line south side 10" line west side (I/V U/S Flange)	652	"	Flange	0	0	0	0	0	0
653	14-11-2025	Manifold-2606 Pupm suction-2606 line south side 10" line west side (I/V D/S Flange)	653	"	Flange	0	0	0	0	0	0
654	14-11-2025	Manifold-2606 Pupm suction-2606 line south side 10" line west side (I/V Flange (Bonnet)	654	"	Flange	0	0	0	0	0	0
655	14-11-2025	Manifold-2606 Pupm suction-2606 line south side 10" line east side (I/V Gland)	655	"	Valve	0	0	0	0	0	0
656	14-11-2025	Manifold-2606 Pupm suction-2606 line south side 10" line east side (I/V U/S Flange)	656	"	Flange	0	0	0	0	0	0
657	14-11-2025	Manifold-2606 Pupm suction-2606 line south side 10" line east side (I/V D/S Flange)	657	"	Flange	0	0	0	0	0	0
658	14-11-2025	Manifold-2606 Pupm suction-2606 line south side 10" line east side (I/V Flange (Bonnet)	658	"	Flange	0	0	0	0	0	0
659	14-11-2025	Manifold-2606 GSPL-2606 line 1st/ east (I/V Gland)	659	10 Inch	Valve	0	0	0	0	0	0
660	14-11-2025	Manifold-2606 GSPL-2606 line 1st/ east (I/V U/S Flange)	660	"	Flange	0	0	0	0	0	0
661	14-11-2025	Manifold-2606 GSPL-2606 line 1st/ east (I/V D/S Flange)	661	"	Flange	0	0	0	0	0	0
662	14-11-2025	Manifold-2606 GSPL-2606 line 1st/ east (I/V Flange (Bonnet)	662	"	Flange	0	0	0	0	0	0
663	14-11-2025	Manifold-2606 GSPL-2606 line 2nd/ middle (I/V Gland)	663	"	Valve	0	0	0	0	0	0
664	14-11-2025	Manifold-2606 GSPL-2606 line 2nd/ middle (I/V U/S Flange)	664	"	Flange	0	0	0	0	0	0
665	14-11-2025	Manifold-2606 GSPL-2606 line 2nd/ middle (I/V D/S Flange)	665	"	Flange	0	0	0	0	0	0
666	14-11-2025	Manifold-2606 GSPL-2606 line 2nd/ middle (I/V Flange (Bonnet)	666	"	Flange	0	0	0	0	0	0
667	14-11-2025	Manifold-2606 GSPL-2606 line 3rd/ west (I/V Gland)	667	"	Valve	0	0	0	0	0	0
668	14-11-2025	Manifold-2606 GSPL-2606 line 3rd/ west (I/V U/S Flange)	668	"	Flange	0	0	0	0	0	0
669	14-11-2025	Manifold-2606 GSPL-2606 line 3rd/ west (I/V D/S Flange)	669	"	Flange	0	0	0	0	0	0
670	14-11-2025	Manifold-2606 GSPL-2606 line 3rd/ west (I/V Flange (Bonnet)	670	"	Flange	0	0	0	0	0	0
671	14-11-2025	Manifold-2606 CDU-I SRN R/D-2606 line 1st/ West (I/V Gland)	671	4 Inch	Valve	0	0	0	0	0	0
672	14-11-2025	Manifold-2606 CDU-I SRN R/D-2606 line 1st/ West (I/V U/S Flange)	672	"	Flange	0	0	0	0	0	0
673	14-11-2025	Manifold-2606 CDU-I SRN R/D-2606 line 1st/ West (I/V D/S Flange)	673	"	Flange	0	0	0	0	0	0
674	14-11-2025	Manifold-2606 CDU-I SRN R/D-2606 line 1st/ West (I/V Flange (Bonnet)	674	"	Flange	0	0	0	0	0	0
675	14-11-2025	Manifold-2606 CDU-I SRN R/D-2606 line 2nd/ middle (I/V Gland)	675	"	Valve	0	0	0	0	0	0
676	14-11-2025	Manifold-2606 CDU-I SRN R/D-2606 line 2nd/ middle (I/V U/S Flange)	676	"	Flange	0	0	0	0	0	0
677	14-11-2025	Manifold-2606 CDU-I SRN R/D-2606 line 2nd/ middle (I/V D/S Flange)	677	"	Flange	0	0	0	0	0	0

Sr.No.	Date	Location	Tag No.	Line Size	Componenet Type	Screening Value (PPM) before Repair	Emission Kg/Hr	Emission Kg/day	Screening Value (PPM) afterRepair	Emission Kg/Hr	Emission Kg/day
678	14-11-2025	Manifold-2606 CDU-I SRN R/D-2606 line 2nd/ middle (I/V Flange (Bonnet)	678	"	Flange	0	0	0	0	0	0
679	14-11-2025	Manifold-2606 CDU-I SRN R/D-2606 line 3rd/ east (I/V Gland)	679	"	Valve	0	0	0	0	0	0
680	14-11-2025	Manifold-2606 CDU-I SRN R/D-2606 line 3rd/ east (I/V U/S Flange)	680	"	Flange	0	0	0	0	0	0
681	14-11-2025	Manifold-2606 CDU-I SRN R/D-2606 line 3rd/ east (I/V D/S Flange)	681	"	Flange	0	0	0	0	0	0
682	14-11-2025	Manifold-2606 CDU-I SRN R/D-2606 line 3rd/ east (I/V Flange (Bonnet)	682	"	Flange	0	0	0	0	0	0
683	14-11-2025	Manifold-2606 CDU-II SRN R/D-2606 line 1st/west (I/V Gland)	683	6 Inch	Valve	0	0	0	0	0	0
684	14-11-2025	Manifold-2606 CDU-II SRN R/D-2606 line 1st/west (I/V U/S Flange)	684	"	Flange	0	0	0	0	0	0
685	14-11-2025	Manifold-2606 CDU-II SRN R/D-2606 line 1st/west (I/V D/S Flange)	685	"	Flange	0	0	0	0	0	0
686	14-11-2025	Manifold-2606 CDU-II SRN R/D-2606 line 1st/west (I/V Flange (Bonnet)	686	"	Flange	0	0	0	0	0	0
687	14-11-2025	Manifold-2606 CDU-II SRN R/D-2606 line 2nd/middle (I/V Gland)	687	"	Valve	0	0	0	0	0	0
688	14-11-2025	Manifold-2606 CDU-II SRN R/D-2606 line 2nd/middle (I/V U/S Flange)	688	"	Flange	0	0	0	0	0	0
689	14-11-2025	Manifold-2606 CDU-II SRN R/D-2606 line 2nd/middle (I/V D/S Flange)	689	"	Flange	0	0	0	0	0	0
690	14-11-2025	Manifold-2606 CDU-II SRN R/D-2606 line 2nd/middle (I/V Flange (Bonnet)	690	"	Flange	0	0	0	0	0	0
691	14-11-2025	Manifold-2606 CDU-II SRN R/D-2606 line 3rd/east (I/V Gland)	691	"	Valve	0	0	0	0	0	0
692	14-11-2025	Manifold-2606 CDU-II SRN R/D-2606 line 3rd/east (I/V U/S Flange)	692	"	Flange	0	0	0	0	0	0
693	14-11-2025	Manifold-2606 CDU-II SRN R/D-2606 line 3rd/east (I/V D/S Flange)	693	"	Flange	0	0	0	0	0	0
694	14-11-2025	Manifold-2606 CDU-II SRN R/D-2606 line 3rd/east (I/V Flange (Bonnet)	694	"	Flange	0	0	0	0	0	0
695	14-11-2025	Manifold-2606 M.A R/D-2606 line 1st/west (I/V Gland)	695	6 Inch	Valve	0	0	0	0	0	0
696	14-11-2025	Manifold-2606 M.A R/D-2606 line 1st/west (I/V U/S Flange)	696	"	Flange	0	0	0	0	0	0
697	14-11-2025	Manifold-2606 M.A R/D-2606 line 1st/west (I/V D/S Flange)	697	"	Flange	0	0	0	0	0	0
698	14-11-2025	Manifold-2606 M.A R/D-2606 line 1st/west (I/V Flange (Bonnet)	698	"	Flange	0	0	0	0	0	0
699	14-11-2025	Manifold-2606 M.A R/D-2606 line 2nd/middle (I/V Gland)	699	"	Valve	0	0	0	0	0	0
700	14-11-2025	Manifold-2606 M.A R/D-2606 line 2nd/middle (I/V U/S Flange)	700	"	Flange	0	0	0	0	0	0
701	14-11-2025	Manifold-2606 M.A R/D-2606 line 2nd/middle (I/V D/S Flange)	701	"	Flange	0	0	0	0	0	0
702	14-11-2025	Manifold-2606 M.A R/D-2606 line 2nd/middle (I/V Flange (Bonnet)	702	"	Flange	0	0	0	0	0	0
703	14-11-2025	Manifold-2606 M.A R/D-2606 line 3rd/east (I/V Gland)	703	"	Valve	41.8	0.000095	0.00229 1006	41.8	0.000095	0.002291 006
704	14-11-2025	Manifold-2606 M.A R/D-2606 line 3rd/east (I/V U/S Flange)	704	"	Flange	0	0	0	0	0	0
705	14-11-2025	Manifold-2606 M.A R/D-2606 line 3rd/east (I/V D/S Flange)	705	"	Flange	0	0	0	0	0	0
706	14-11-2025	Manifold-2606 M.A R/D-2606 line 3rd/east (I/V Flange (Bonnet)	706	"	Flange	0	0	0	0	0	0
707	14-11-2025	Manifold-2606 CN R/D-2606 line 1st/west (I/V Gland)	707	3 Inch	Valve	0	0	0	0	0	0
708	14-11-2025	Manifold-2606 CN R/D-2606 line 1st/west (I/V U/S Flange)	708	"	Flange	0	0	0	0	0	0
709	14-11-2025	Manifold-2606 CN R/D-2606 line 1st/west (I/V D/S Flange)	709	"	Flange	0	0	0	0	0	0
710	14-11-2025	Manifold-2606 CN R/D-2606 line 1st/west (I/V Flange (Bonnet)	710	"	Flange	0	0	0	0	0	0
711	14-11-2025	Manifold-2606 CN R/D-2606 line 2nd/middle (I/V Gland)	711	"	Valve	0	0	0	0	0	0
712	14-11-2025	Manifold-2606 CN R/D-2606 line 2nd/middle (I/V U/S Flange)	712	"	Flange	0	0	0	0	0	0
713	14-11-2025	Manifold-2606 CN R/D-2606 line 2nd/middle (I/V D/S Flange)	713	"	Flange	0	0	0	0	0	0
714	14-11-2025	Manifold-2606 CN R/D-2606 line 2nd/middle (I/V Flange (Bonnet)	714	"	Flange	0	0	0	0	0	0
715	14-11-2025	Manifold-2606 CN R/D-2606 line 3rd/east (I/V Gland)	715	"	Valve	0	0	0	0	0	0
716	14-11-2025	Manifold-2606 CN R/D-2606 line 3rd/east (I/V U/S Flange)	716	"	Flange	0	0	0	0	0	0
717	14-11-2025	Manifold-2606 CN R/D-2606 line 3rd/east (I/V D/S Flange)	717	"	Flange	0	0	0	0	0	0

Sr.No.	Date	Location	Tag No.	Line Size	Componenet Type	Screening Value (PPM) before Repair	Emission Kg/Hr	Emission Kg/day	Screening Value (PPM) afterRepair	Emission Kg/Hr	Emission Kg/day
718	14-11-2025	Manifold-2606 CN R/D-2606 line 3rd/east (I/V Flange (Bonnet)	718	"	Flange	0	0	0	0	0	0
719	14-11-2025	Manifold-2606 JET MIXING-2606 line 1st/west (I/V Gland)	719	6 Inch	Valve	0	0	0	0	0	0
720	14-11-2025	Manifold-2606 JET MIXING-2606 line 1st/west (I/V U/S Flange)	720	"	Flange	0	0	0	0	0	0
721	14-11-2025	Manifold-2606 JET MIXING-2606 line 1st/west (I/V D/S Flange)	721	"	Flange	0	0	0	0	0	0
722	14-11-2025	Manifold-2606 JET MIXING-2606 line 1st/west (I/V Flange (Bonnet)	722	"	Flange	0	0	0	0	0	0
723	14-11-2025	Manifold-2606 JET MIXING-2606 line 2nd/middle (I/V Gland)	723	"	Valve	0	0	0	0	0	0
724	14-11-2025	Manifold-2606 JET MIXING-2606 line 2nd/middle (I/V U/S Flange)	724	"	Flange	0	0	0	0	0	0
725	14-11-2025	Manifold-2606 JET MIXING-2606 line 2nd/middle (I/V D/S Flange)	725	"	Flange	0	0	0	0	0	0
726	14-11-2025	Manifold-2606 JET MIXING-2606 line 2nd/middle (I/V Flange (Bonnet)	726	"	Flange	0	0	0	0	0	0
727	14-11-2025	Manifold-2606 JET MIXING-2606 line 3rd/east (I/V Gland)	727	"	Valve	0	0	0	0	0	0
728	14-11-2025	Manifold-2606 JET MIXING-2606 line 3rd/east (I/V U/S Flange)	728	"	Flange	0	0	0	0	0	0
729	14-11-2025	Manifold-2606 JET MIXING-2606 line 3rd/east (I/V D/S Flange)	729	"	Flange	0	0	0	0	0	0
730	14-11-2025	Manifold-2606 JET MIXING-2606 line 3rd/east (I/V Flange (Bonnet)	730	"	Flange	0	0	0	0	0	0
731	14-11-2025	47-MOV-1120 (C/V Gland)	731	16 Inch	Valve	0	0	0	0	0	0
732	14-11-2025	47-MOV-1120 (C/V U/S Flange)	732	"	Flange	0	0	0	0	0	0
733	14-11-2025	47-MOV-1120 (C/V D/S Flange)	733	"	Flange	0	0	0	0	0	0
734	14-11-2025	47-MOV-1120 (C/V Flange (Bonnet)	734	"	Flange	0	0	0	0	0	0
735	14-11-2025	47-MOV-1120 U/S line (I/V Gland)	735	"	Valve	86.4	0.000152	0.003651513	86.4	0.000152	0.003651513
736	14-11-2025	47-MOV-1120 U/S line (I/V U/S Flange)	736	"	Flange	0	0	0	0	0	0
737	14-11-2025	47-MOV-1120 U/S line (I/V D/S Flange)	737	"	Flange	0	0	0	0	0	0
738	14-11-2025	47-MOV-1120 U/S line (I/V Flange (Bonnet)	738	"	Flange	0	0	0	0	0	0
739	14-11-2025	47-MOV-1120 D/S line (I/V Gland)	739	"	Valve	0	0	0	0	0	0
740	14-11-2025	47-MOV-1120 D/S line (I/V U/S Flange)	740	"	Flange	0	0	0	0	0	0
741	14-11-2025	47-MOV-1120 D/S line (I/V D/S Flange)	741	"	Flange	0	0	0	0	0	0
742	14-11-2025	47-MOV-1120 D/S line (I/V Flange (Bonnet)	742	"	Flange	0	0	0	0	0	0
743	14-11-2025	47-MOV-1120 North side line 1st /east side I/V (South side of Pump Suction-2606 line) (MSQ Manifold-2606) (I/V Gland)	743	16 Inch	Valve	0	0	0	0	0	0
744	14-11-2025	47-MOV-1120 North side line 1st /east side I/V (South side of Pump Suction-2606 line) (MSQ Manifold-2606) (I/V U/S Flange)	744	"	Flange	0	0	0	0	0	0
745	14-11-2025	47-MOV-1120 North side line 1st /east side I/V (South side of Pump Suction-2606 line) (MSQ Manifold-2606) (I/V D/S Flange)	745	"	Flange	0	0	0	0	0	0
746	14-11-2025	47-MOV-1120 North side line 1st /east side I/V (South side of Pump Suction-2606 line) (MSQ Manifold-2606) (I/V Flange (Bonnet)	746	"	Flange	0	0	0	0	0	0
747	14-11-2025	47-MOV-1120 North side line 2nd /middle side I/V (South side of Pump Suction-2606 line) (MSQ Manifold-2606) (I/V Gland)	747	"	Valve	0	0	0	0	0	0
748	14-11-2025	47-MOV-1120 North side line 2nd /middle side I/V (South side of Pump Suction-2606 line) (MSQ Manifold-2606) (I/V U/S Flange)	748	"	Flange	0	0	0	0	0	0
749	14-11-2025	47-MOV-1120 North side line 2nd /middle side I/V (South side of Pump Suction-2606 line) (MSQ Manifold-2606) (I/V D/S Flange)	749	"	Flange	0	0	0	0	0	0
750	14-11-2025	47-MOV-1120 North side line 2nd /middle side I/V (South side of Pump Suction-2606 line) (MSQ Manifold-2606) (I/V Flange (Bonnet)	750	"	Flange	0	0	0	0	0	0

Sr.No.	Date	Location	Tag No.	Line Size	Componenet Type	Screening Value (PPM) before Repair	Emission Kg/Hr	Emission Kg/day	Screening Value (PPM) afterRepair	Emission Kg/Hr	Emission Kg/day
751	14-11-2025	47-MOV-1120 North side line 3rd /west side I/V (South side of Pump Suction-2606 line) (MSQ Manifold-2606) (I/V Gland)	751	"	Valve	0	0	0	0	0	0
752	14-11-2025	47-MOV-1120 North side line 3rd /west side I/V (South side of Pump Suction-2606 line) (MSQ Manifold-2606) (I/V U/S Flange)	752	"	Flange	0	0	0	0	0	0
753	14-11-2025	47-MOV-1120 North side line 3rd /west side I/V (South side of Pump Suction-2606 line) (MSQ Manifold-2606) (I/V D/S Flange)	753	"	Flange	0	0	0	0	0	0
754	14-11-2025	47-MOV-1120 North side line 3rd /west side I/V (South side of Pump Suction-2606 line) (MSQ Manifold-2606) (I/V Flange (Bonnet)	754	"	Flange	0	0	0	0	0	0
755	20-11-2025	MSQ Manifold-2605 Pump suction-47-P-106A/B From TK-2605 line 1st/west (I/V Gland)	755	6 Inch	Valve	0	0	0	0	0	0
756	20-11-2025	MSQ Manifold-2605 Pump suction-47-P-106A/B From TK-2605 line 1st/west (I/V U/S Flange)	756	"	Flange	0	0	0	0	0	0
757	20-11-2025	MSQ Manifold-2605 Pump suction-47-P-106A/B From TK-2605 line 1st/west (I/V D/S Flange)	757	"	Flange	0	0	0	0	0	0
758	20-11-2025	MSQ Manifold-2605 Pump suction-47-P-106A/B From TK-2605 line 1st/west (I/V Flange (Bonnet)	758	"	Flange	0	0	0	0	0	0
759	20-11-2025	MSQ Manifold-2605 Pump suction-47-P-106A/B From TK-2605 line 2nd/middle (I/V Gland)	759	"	Valve	0	0	0	0	0	0
760	20-11-2025	MSQ Manifold-2605 Pump suction-47-P-106A/B From TK-2605 line 2nd/middle (I/V U/S Flange)	760	"	Flange	0	0	0	0	0	0
761	20-11-2025	MSQ Manifold-2605 Pump suction-47-P-106A/B From TK-2605 line 2nd/middle (I/V D/S Flange)	761	"	Flange	0	0	0	0	0	0
762	20-11-2025	MSQ Manifold-2605 Pump suction-47-P-106A/B From TK-2605 line 2nd/middle (I/V Flange (Bonnet)	762	"	Flange	0	0	0	0	0	0
763	20-11-2025	MSQ Manifold-2605 Pump suction-47-P-106A/B From TK-2605 line 3rd/east (I/V Gland)	763	"	Valve	0	0	0	0	0	0
764	20-11-2025	MSQ Manifold-2605 Pump suction-47-P-106A/B From TK-2605 line 3rd/east (I/V U/S Flange)	764	"	Flange	0	0	0	0	0	0
765	20-11-2025	MSQ Manifold-2605 Pump suction-47-P-106A/B From TK-2605 line 3rd/east (I/V D/S Flange)	765	"	Flange	0	0	0	0	0	0
766	20-11-2025	MSQ Manifold-2605 Pump suction-47-P-106A/B From TK-2605 line 3rd/east (I/V Flange (Bonnet)	766	"	Flange	0	0	0	0	0	0
767	20-11-2025	MSQ Manifold-2605 Pump suction-47-P-107A/B From TK-2605 line 1st/west (I/V Gland)	767	"	Valve	0	0	0	0	0	0
768	20-11-2025	MSQ Manifold-2605 Pump suction-47-P-107A/B From TK-2605 line 1st/west (I/V U/S Flange)	768	"	Flange	0	0	0	0	0	0
769	20-11-2025	MSQ Manifold-2605 Pump suction-47-P-107A/B From TK-2605 line 1st/west (I/V D/S Flange)	769	"	Flange	0	0	0	0	0	0
770	20-11-2025	MSQ Manifold-2605 Pump suction-47-P-107A/B From TK-2605 line 1st/west (I/V Flange (Bonnet)	770	"	Flange	0	0	0	0	0	0
771	20-11-2025	MSQ Manifold-2605 Pump suction-47-P-107A/B From TK-2605 line 2nd/middle (I/V Gland)	771	"	Valve	0	0	0	0	0	0
772	20-11-2025	MSQ Manifold-2605 Pump suction-47-P-107A/B From TK-2605 line 2nd/middle (I/V U/S Flange)	772	"	Flange	0	0	0	0	0	0
773	20-11-2025	MSQ Manifold-2605 Pump suction-47-P-107A/B From TK-2605 line 2nd/middle (I/V D/S Flange)	773	"	Flange	0	0	0	0	0	0
774	20-11-2025	MSQ Manifold-2605 Pump suction-47-P-107A/B From TK-2605 line 2nd/middle (I/V Flange (Bonnet)	774	"	Flange	0	0	0	0	0	0
775	20-11-2025	MSQ Manifold-2605 Pump suction-47-P-107A/B From TK-2605 line 3rdd/east (I/V Gland)	775	"	Valve	0	0	0	0	0	0
776	20-11-2025	MSQ Manifold-2605 Pump suction-47-P-107A/B From TK-2605 line 3rdd/east (I/V U/S Flange)	776	"	Flange	0	0	0	0	0	0
777	20-11-2025	MSQ Manifold-2605 Pump suction-47-P-107A/B From TK-2605 line 3rdd/east (I/V D/S Flange)	777	"	Flange	0	0	0	0	0	0
778	20-11-2025	MSQ Manifold-2605 Pump suction-47-P-107A/B From TK-2605 line 3rdd/east (I/V Flange (Bonnet)	778	"	Flange	0	0	0	0	0	0

Sr.No.	Date	Location	Tag No.	Line Size	Componenet Type	Screening Value (PPM) before Repair	Emission Kg/Hr	Emission Kg/day	Screening Value (PPM) afterRepair	Emission Kg/Hr	Emission Kg/day
779	20-11-2025	MSQ Manifold-2605 Pump suction-2605 line north side 10 " line west (I/V Gland)	779	10 Inch	Valve	0	0	0	0	0	0
780	20-11-2025	MSQ Manifold-2605 Pump suction-2605 line north side 10 " line west (I/V U/S Flange)	780	"	Flange	0	0	0	0	0	0
781	20-11-2025	MSQ Manifold-2605 Pump suction-2605 line north side 10 " line west (I/V D/S Flange)	781	"	Flange	0	0	0	0	0	0
782	20-11-2025	MSQ Manifold-2605 Pump suction-2605 line north side 10 " line west (I/V Flange (Bonnet)	782	"	Flange	0	0	0	0	0	0
783	20-11-2025	MSQ Manifold-2605 Pump suction-2605 line north side 10 " line east (I/V Gland)	783	"	Valve	0	0	0	0	0	0
784	20-11-2025	MSQ Manifold-2605 Pump suction-2605 line north side 10 " line east (I/V U/S Flange)	784	"	Flange	0	0	0	0	0	0
785	20-11-2025	MSQ Manifold-2605 Pump suction-2605 line north side 10 " line east (I/V D/S Flange)	785	"	Flange	0	0	0	0	0	0
786	20-11-2025	MSQ Manifold-2605 Pump suction-2605 line north side 10 " line east (I/V Flange (Bonnet)	786	"	Flange	0	0	0	0	0	0
787	20-11-2025	MSQ Manifold-2605 WO Unloading From Pump-201A/B line 1st/west (I/V Gland)	787	10 Inch	Valve	0	0	0	0	0	0
788	20-11-2025	MSQ Manifold-2605 WO Unloading From Pump-201A/B line 1st/west (I/V U/S Flange)	788	"	Flange	0	0	0	0	0	0
789	20-11-2025	MSQ Manifold-2605 WO Unloading From Pump-201A/B line 1st/west (I/V D/S Flange)	789	"	Flange	0	0	0	0	0	0
790	20-11-2025	MSQ Manifold-2605 WO Unloading From Pump-201A/B line 1st/west (I/V Flange (Bonnet)	790	"	Flange	0	0	0	0	0	0
791	20-11-2025	MSQ Manifold-2605 WO Unloading From Pump-201A/B line 2nd/east (I/V Gland)	791	"	Valve	0	0	0	0	0	0
792	20-11-2025	MSQ Manifold-2605 WO Unloading From Pump-201A/B line 2nd/east (I/V U/S Flange)	792	"	Flange	0	0	0	0	0	0
793	20-11-2025	MSQ Manifold-2605 WO Unloading From Pump-201A/B line 2nd/east (I/V D/S Flange)	793	"	Flange	0	0	0	0	0	0
794	20-11-2025	MSQ Manifold-2605 WO Unloading From Pump-201A/B line 2nd/east (I/V Flange (Bonnet)	794	"	Flange	0	0	0	0	0	0
795	20-11-2025	MSQ Manifold-2605 E-IV MS R/D From MSQ To TK-2605 line 1st/west (I/V Gland)	795	4 Inch	Valve	0	0	0	0	0	0
796	20-11-2025	MSQ Manifold-2605 E-IV MS R/D From MSQ To TK-2605 line 1st/west (I/V U/S Flange)	796	"	Flange	0	0	0	0	0	0
797	20-11-2025	MSQ Manifold-2605 E-IV MS R/D From MSQ To TK-2605 line 1st/west (I/V D/S Flange)	797	"	Flange	0	0	0	0	0	0
798	20-11-2025	MSQ Manifold-2605 E-IV MS R/D From MSQ To TK-2605 line 1st/west (I/V Flange (Bonnet)	798	"	Flange	0	0	0	0	0	0
799	20-11-2025	MSQ Manifold-2605 E-IV MS R/D From MSQ To TK-2605 line 2nd/middle (I/V Gland)	799	"	Valve	0	0	0	0	0	0
800	20-11-2025	MSQ Manifold-2605 E-IV MS R/D From MSQ To TK-2605 line 2nd/middle (I/V U/S Flange)	800	"	Flange	0	0	0	0	0	0
801	20-11-2025	MSQ Manifold-2605 E-IV MS R/D From MSQ To TK-2605 line 2nd/middle (I/V D/S Flange)	801	"	Flange	0	0	0	0	0	0
802	20-11-2025	MSQ Manifold-2605 E-IV MS R/D From MSQ To TK-2605 line 2nd/middle (I/V Flange (Bonnet)	802	"	Flange	0	0	0	0	0	0
803	20-11-2025	MSQ Manifold-2605 E-IV MS R/D From MSQ To TK-2605 line 3rd/ east (I/V Gland)	803	"	Valve	0	0	0	0	0	0
804	20-11-2025	MSQ Manifold-2605 E-IV MS R/D From MSQ To TK-2605 line 3rd/ east (I/V U/S Flange)	804	"	Flange	0	0	0	0	0	0
805	20-11-2025	MSQ Manifold-2605 E-IV MS R/D From MSQ To TK-2605 line 3rd/ east (I/V D/S Flange)	805	"	Flange	0	0	0	0	0	0
806	20-11-2025	MSQ Manifold-2605 E-IV MS R/D From MSQ To TK-2605 line 3rd/ east (I/V Flange (Bonnet)	806	"	Flange	0	0	0	0	0	0
807	20-11-2025	MSQ Manifold-2605 MTBE From 47-P-106A/B To Tank-2605 line 1st/west (I/V Gland)	807	3 Inch	Valve	0	0	0	0	0	0

Sr.No.	Date	Location	Tag No.	Line Size	Componenet Type	Screening Value (PPM) before Repair	Emission Kg/Hr	Emission Kg/day	Screening Value (PPM) afterRepair	Emission Kg/Hr	Emission Kg/day
808	20-11-2025	MSQ Manifold-2605 MTBE From 47-P-106A/B To Tank-2605 line 1st/west (I/V U/S Flange)	808	"	Flange	0	0	0	0	0	0
809	20-11-2025	MSQ Manifold-2605 MTBE From 47-P-106A/B To Tank-2605 line 1st/west (I/V D/S Flange)	809	"	Flange	0	0	0	0	0	0
810	20-11-2025	MSQ Manifold-2605 MTBE From 47-P-106A/B To Tank-2605 line 1st/west (I/V Flange (Bonnet)	810	"	Flange	0	0	0	0	0	0
811	20-11-2025	MSQ Manifold-2605 MTBE From 47-P-106A/B To Tank-2605 line 2nd/middle (I/V Gland)	811	"	Valve	0	0	0	0	0	0
812	20-11-2025	MSQ Manifold-2605 MTBE From 47-P-106A/B To Tank-2605 line 2nd/middle (I/V U/S Flange)	812	"	Flange	0	0	0	0	0	0
813	20-11-2025	MSQ Manifold-2605 MTBE From 47-P-106A/B To Tank-2605 line 2nd/middle (I/V D/S Flange)	813	"	Flange	0	0	0	0	0	0
814	20-11-2025	MSQ Manifold-2605 MTBE From 47-P-106A/B To Tank-2605 line 2nd/middle (I/V Flange (Bonnet)	814	"	Flange	0	0	0	0	0	0
815	20-11-2025	MSQ Manifold-2605 MTBE From 47-P-106A/B To Tank-2605 line 3rd/east (I/V Gland)	815	"	Valve	0	0	0	0	0	0
816	20-11-2025	MSQ Manifold-2605 MTBE From 47-P-106A/B To Tank-2605 line 3rd/east (I/V U/S Flange)	816	"	Flange	0	0	0	0	0	0
817	20-11-2025	MSQ Manifold-2605 MTBE From 47-P-106A/B To Tank-2605 line 3rd/east (I/V D/S Flange)	817	"	Flange	0	0	0	0	0	0
818	20-11-2025	MSQ Manifold-2605 MTBE From 47-P-106A/B To Tank-2605 line 3rd/east (I/V Flange (Bonnet)	818	"	Flange	0	0	0	0	0	0
819	20-11-2025	MSQ Manifold-2605 E-III MS R/D From MSQ To TK-2605 line 1st/west (I/V Gland)	819	6 Inch	Valve	0	0	0	0	0	0
820	20-11-2025	MSQ Manifold-2605 E-III MS R/D From MSQ To TK-2605 line 1st/west (I/V U/S Flange)	820	"	Flange	0	0	0	0	0	0
821	20-11-2025	MSQ Manifold-2605 E-III MS R/D From MSQ To TK-2605 line 1st/west (I/V D/S Flange)	821	"	Flange	0	0	0	0	0	0
822	20-11-2025	MSQ Manifold-2605 E-III MS R/D From MSQ To TK-2605 line 1st/west (I/V Flange (Bonnet)	822	"	Flange	0	0	0	0	0	0
823	20-11-2025	MSQ Manifold-2605 E-III MS R/D From MSQ To TK-2605 line 2nd/middle (I/V Gland)	823	"	Valve	0	0	0	0	0	0
824	20-11-2025	MSQ Manifold-2605 E-III MS R/D From MSQ To TK-2605 line 2nd/middle (I/V U/S Flange)	824	"	Flange	0	0	0	0	0	0
825	20-11-2025	MSQ Manifold-2605 E-III MS R/D From MSQ To TK-2605 line 2nd/middle (I/V D/S Flange)	825	"	Flange	0	0	0	0	0	0
826	20-11-2025	MSQ Manifold-2605 E-III MS R/D From MSQ To TK-2605 line 2nd/middle (I/V Flange (Bonnet)	826	"	Flange	0	0	0	0	0	0
827	20-11-2025	MSQ Manifold-2605 E-III MS R/D From MSQ To TK-2605 line 3rd/east (I/V Gland)	827	"	Valve	0	0	0	0	0	0
828	20-11-2025	MSQ Manifold-2605 E-III MS R/D From MSQ To TK-2605 line 3rd/east (I/V U/S Flange)	828	"	Flange	0	0	0	0	0	0
829	20-11-2025	MSQ Manifold-2605 E-III MS R/D From MSQ To TK-2605 line 3rd/east (I/V D/S Flange)	829	"	Flange	0	0	0	0	0	0
830	20-11-2025	MSQ Manifold-2605 E-III MS R/D From MSQ To TK-2605 line 3rd/east (I/V Flange (Bonnet)	830	"	Flange	0	0	0	0	0	0
831	20-11-2025	MSQ Manifold-2603 Pump suction-47-P-106A/B From TK-2605 line 1st/east (I/V Gland)	831	6 Inch	Valve	0	0	0	0	0	0
832	20-11-2025	MSQ Manifold-2603 Pump suction-47-P-106A/B From TK-2605 line 1st/east (I/V U/S Flange)	832	"	Flange	0	0	0	0	0	0
833	20-11-2025	MSQ Manifold-2603 Pump suction-47-P-106A/B From TK-2605 line 1st/east (I/V D/S Flange)	833	"	Flange	0	0	0	0	0	0
834	20-11-2025	MSQ Manifold-2603 Pump suction-47-P-106A/B From TK-2605 line 1st/east (I/V Flange (Bonnet)	834	"	Flange	0	0	0	0	0	0
835	20-11-2025	MSQ Manifold-2603 Pump suction-47-P-106A/B From TK-2605 line 2nd/middle (I/V Gland)	835	"	Valve	0	0	0	0	0	0
836	20-11-2025	MSQ Manifold-2603 Pump suction-47-P-106A/B From TK-2605 line 2nd/middle (I/V U/S Flange)	836	"	Flange	0	0	0	0	0	0

Sr.No.	Date	Location	Tag No.	Line Size	Componenet Type	Screening Value (PPM) before Repair	Emission Kg/Hr	Emission Kg/day	Screening Value (PPM) afterRepair	Emission Kg/Hr	Emission Kg/day
837	20-11-2025	MSQ Manifold-2603 Pump suction-47-P-106A/B From TK-2605 line 2nd/middle (I/V D/S Flange)	837	"	Flange	0	0	0	0	0	0
838	20-11-2025	MSQ Manifold-2603 Pump suction-47-P-106A/B From TK-2605 line 2nd/middle (I/V Flange (Bonnet)	838	"	Flange	0	0	0	0	0	0
839	20-11-2025	MSQ Manifold-2603 Pump suction-47-P-106A/B From TK-2605 line 3rd/west (I/V Gland)	839	"	Valve	0	0	0	0	0	0
840	20-11-2025	MSQ Manifold-2603 Pump suction-47-P-106A/B From TK-2605 line 3rd/west (I/V U/S Flange)	840	"	Flange	0	0	0	0	0	0
841	20-11-2025	MSQ Manifold-2603 Pump suction-47-P-106A/B From TK-2605 line 3rd/west (I/V D/S Flange)	841	"	Flange	0	0	0	0	0	0
842	20-11-2025	MSQ Manifold-2603 Pump suction-47-P-106A/B From TK-2605 line 3rd/west (I/V Flange (Bonnet)	842	"	Flange	0	0	0	0	0	0
843	20-11-2025	MSQ Manifold-2603 MTBE From 47-P-108A/B From Tank-2603 line 1st/west (I/V Gland)	843	3 Inch	Valve	0	0	0	0	0	0
844	20-11-2025	MSQ Manifold-2603 MTBE From 47-P-108A/B From Tank-2603 line 1st/west (I/V U/S Flange)	844	"	Flange	0	0	0	0	0	0
845	20-11-2025	MSQ Manifold-2603 MTBE From 47-P-108A/B From Tank-2603 line 1st/west (I/V D/S Flange)	845	"	Flange	0	0	0	0	0	0
846	20-11-2025	MSQ Manifold-2603 MTBE From 47-P-108A/B From Tank-2603 line 1st/west (I/V Flange (Bonnet)	846	"	Flange	0	0	0	0	0	0
847	20-11-2025	MSQ Manifold-2603 MTBE From 47-P-108A/B From Tank-2603 line 2nd/middle (I/V Gland)	847	"	Valve	0	0	0	0	0	0
848	20-11-2025	MSQ Manifold-2603 MTBE From 47-P-108A/B From Tank-2603 line 2nd/middle (I/V U/S Flange)	848	"	Flange	0	0	0	0	0	0
849	20-11-2025	MSQ Manifold-2603 MTBE From 47-P-108A/B From Tank-2603 line 2nd/middle (I/V D/S Flange)	849	"	Flange	0	0	0	0	0	0
850	20-11-2025	MSQ Manifold-2603 MTBE From 47-P-108A/B From Tank-2603 line 2nd/middle (I/V Flange (Bonnet)	850	"	Flange	0	0	0	0	0	0
851	20-11-2025	MSQ Manifold-2603 MTBE From 47-P-108A/B From Tank-2603 line 3rd/east (I/V Gland)	851	"	Valve	0	0	0	0	0	0
852	20-11-2025	MSQ Manifold-2603 MTBE From 47-P-108A/B From Tank-2603 line 3rd/east (I/V U/S Flange)	852	"	Flange	0	0	0	0	0	0
853	20-11-2025	MSQ Manifold-2603 MTBE From 47-P-108A/B From Tank-2603 line 3rd/east (I/V D/S Flange)	853	"	Flange	0	0	0	0	0	0
854	20-11-2025	MSQ Manifold-2603 MTBE From 47-P-108A/B From Tank-2603 line 3rd/east (I/V Flange (Bonnet)	854	"	Flange	0	0	0	0	0	0
855	20-11-2025	MSQ Manifold-2603 E-IV MS R/D From MSQ To TK-2603 line 1st/west (I/V Gland)	855	6 Inch	Valve	0	0	0	0	0	0
856	20-11-2025	MSQ Manifold-2603 E-IV MS R/D From MSQ To TK-2603 line 1st/west (I/V U/S Flange)	856	"	Flange	0	0	0	0	0	0
857	20-11-2025	MSQ Manifold-2603 E-IV MS R/D From MSQ To TK-2603 line 1st/west (I/V D/S Flange)	857	"	Flange	0	0	0	0	0	0
858	20-11-2025	MSQ Manifold-2603 E-IV MS R/D From MSQ To TK-2603 line 1st/west (I/V Flange (Bonnet)	858	"	Flange	0	0	0	0	0	0
859	20-11-2025	MSQ Manifold-2603 E-IV MS R/D From MSQ To TK-2603 line 2nd/middle (I/V Gland)	859	"	Valve	0	0	0	0	0	0
860	20-11-2025	MSQ Manifold-2603 E-IV MS R/D From MSQ To TK-2603 line 2nd/middle (I/V U/S Flange)	860	"	Flange	0	0	0	0	0	0
861	20-11-2025	MSQ Manifold-2603 E-IV MS R/D From MSQ To TK-2603 line 2nd/middle (I/V D/S Flange)	861	"	Flange	0	0	0	0	0	0
862	20-11-2025	MSQ Manifold-2603 E-IV MS R/D From MSQ To TK-2603 line 2nd/middle (I/V Flange (Bonnet)	862	"	Flange	0	0	0	0	0	0
863	20-11-2025	MSQ Manifold-2603 E-IV MS R/D From MSQ To TK-2603 line 3rd/ east (I/V Gland)	863	"	Valve	0	0	0	0	0	0
864	20-11-2025	MSQ Manifold-2603 E-IV MS R/D From MSQ To TK-2603 line 3rd/ east (I/V U/S Flange)	864	"	Flange	0	0	0	0	0	0
865	20-11-2025	MSQ Manifold-2603 E-IV MS R/D From MSQ To TK-2603 line 3rd/ east (I/V D/S Flange)	865	"	Flange	0	0	0	0	0	0

Sr.No.	Date	Location	Tag No.	Line Size	Componenet Type	Screening Value (PPM) before Repair	Emission Kg/Hr	Emission Kg/day	Screening Value (PPM) afterRepair	Emission Kg/Hr	Emission Kg/day
866	20-11-2025	MSQ Manifold-2603 E-IV MS R/D From MSQ To TK-2603 line 3rd/ east (I/V Flange (Bonnet)	866	"	Flange	0	0	0	0	0	0
867	20-11-2025	MSQ Manifold-2603 E-III MS R/D From MSQ To TK-2603 line 1st/west (I/V Gland)	867	6 Inch	Valve	0	0	0	0	0	0
868	20-11-2025	MSQ Manifold-2603 E-III MS R/D From MSQ To TK-2603 line 1st/west (I/V U/S Flange)	868	"	Flange	0	0	0	0	0	0
869	20-11-2025	MSQ Manifold-2603 E-III MS R/D From MSQ To TK-2603 line 1st/west (I/V D/S Flange)	869	"	Flange	0	0	0	0	0	0
870	20-11-2025	MSQ Manifold-2603 E-III MS R/D From MSQ To TK-2603 line 1st/west (I/V Flange (Bonnet)	870	"	Flange	0	0	0	0	0	0
871	20-11-2025	MSQ Manifold-2603 E-III MS R/D From MSQ To TK-2603 line 2nd/middle (I/V Gland)	871	"	Valve	0	0	0	0	0	0
872	20-11-2025	MSQ Manifold-2603 E-III MS R/D From MSQ To TK-2603 line 2nd/middle (I/V U/S Flange)	872	"	Flange	0	0	0	0	0	0
873	20-11-2025	MSQ Manifold-2603 E-III MS R/D From MSQ To TK-2603 line 2nd/middle (I/V D/S Flange)	873	"	Flange	0	0	0	0	0	0
874	20-11-2025	MSQ Manifold-2603 E-III MS R/D From MSQ To TK-2603 line 2nd/middle (I/V Flange (Bonnet)	874	"	Flange	0	0	0	0	0	0
875	20-11-2025	MSQ Manifold-2603 E-III MS R/D From MSQ To TK-2603 line 3rd/east (I/V Gland)	875	"	Valve	0	0	0	0	0	0
876	20-11-2025	MSQ Manifold-2603 E-III MS R/D From MSQ To TK-2603 line 3rd/east (I/V U/S Flange)	876	"	Flange	0	0	0	0	0	0
877	20-11-2025	MSQ Manifold-2603 E-III MS R/D From MSQ To TK-2603 line 3rd/east (I/V D/S Flange)	877	"	Flange	0	0	0	0	0	0
878	20-11-2025	MSQ Manifold-2603 E-III MS R/D From MSQ To TK-2603 line 3rd/east (I/V Flange (Bonnet)	878	"	Flange	0	0	0	0	0	0
879	20-11-2025	MSQ Manifold-2603 Jet mixing line-2603 1st/west (I/V Gland)	879	"	Valve	0	0	0	0	0	0
880	20-11-2025	MSQ Manifold-2603 Jet mixing line-2603 1st/west (I/V U/S Flange)	880	"	Flange	0	0	0	0	0	0
881	20-11-2025	MSQ Manifold-2603 Jet mixing line-2603 1st/west (I/V D/S Flange)	881	"	Flange	0	0	0	0	0	0
882	20-11-2025	MSQ Manifold-2603 Jet mixing line-2603 1st/west (I/V Flange (Bonnet)	882	"	Flange	0	0	0	0	0	0
883	20-11-2025	MSQ Manifold-2603 Jet mixing line-2603 2nd/Middle (I/V Gland)	883	"	Valve	0	0	0	0	0	0
884	20-11-2025	MSQ Manifold-2603 Jet mixing line-2603 2nd/Middle (I/V U/S Flange)	884	"	Flange	0	0	0	0	0	0
885	20-11-2025	MSQ Manifold-2603 Jet mixing line-2603 2nd/Middle (I/V D/S Flange)	885	"	Flange	0	0	0	0	0	0
886	20-11-2025	MSQ Manifold-2603 Jet mixing line-2603 2nd/Middle (I/V Flange (Bonnet)	886	"	Flange	0	0	0	0	0	0
887	20-11-2025	MSQ Manifold-2603 Jet mixing line-2603 3rd/east (I/V Gland)	887	"	Valve	0	0	0	0	0	0
888	20-11-2025	MSQ Manifold-2603 Jet mixing line-2603 3rd/east (I/V U/S Flange)	888	"	Flange	0	0	0	0	0	0
889	20-11-2025	MSQ Manifold-2603 Jet mixing line-2603 3rd/east (I/V D/S Flange)	889	"	Flange	0	0	0	0	0	0
890	20-11-2025	MSQ Manifold-2603 Jet mixing line-2603 3rd/east (I/V Flange (Bonnet)	890	"	Flange	0	0	0	0	0	0
891	20-11-2025	MSQ Manifold-2603 C.N R/D 2603 line 1st/west (I/V Gland)	891	3 Inch	Valve	4.9	0.000024	0.00057 8545	4.9	0.000024	0.000578 545
892	20-11-2025	MSQ Manifold-2603 C.N R/D 2603 line 1st/west (I/V U/S Flange)	892	"	Flange	0	0	0	0	0	0
893	20-11-2025	MSQ Manifold-2603 C.N R/D 2603 line 1st/west (I/V D/S Flange)	893	"	Flange	0	0	0	0	0	0
894	20-11-2025	MSQ Manifold-2603 C.N R/D 2603 line 1st/west (I/V Flange (Bonnet)	894	"	Flange	0	0	0	0	0	0
895	20-11-2025	MSQ Manifold-2603 C.N R/D 2603 line 2nd/middle (I/V Gland)	895	"	Valve	0	0	0	0	0	0
896	20-11-2025	MSQ Manifold-2603 C.N R/D 2603 line 2nd/middle (I/V U/S Flange)	896	"	Flange	0	0	0	0	0	0
897	20-11-2025	MSQ Manifold-2603 C.N R/D 2603 line 2nd/middle (I/V D/S Flange)	897	"	Flange	0	0	0	0	0	0
898	20-11-2025	MSQ Manifold-2603 C.N R/D 2603 line 2nd/middle (I/V Flange (Bonnet)	898	"	Flange	0	0	0	0	0	0
899	20-11-2025	MSQ Manifold-2603 C.N R/D 2603 line 3rd/east (I/V Gland)	899	"	Valve	0	0	0	0	0	0
900	20-11-2025	MSQ Manifold-2603 C.N R/D 2603 line 3rd/east (I/V U/S Flange)	900	"	Flange	0	0	0	0	0	0

Sr.No.	Date	Location	Tag No.	Line Size	Componenet Type	Screening Value (PPM) before Repair	Emission Kg/Hr	Emission Kg/day	Screening Value (PPM) afterRepair	Emission Kg/Hr	Emission Kg/day
901	20-11-2025	MSQ Manifold-2603 C.N R/D 2603 line 3rd/east (I/V D/S Flange)	901	"	Flange	0	0	0	0	0	0
902	20-11-2025	MSQ Manifold-2603 C.N R/D 2603 line 3rd/east (I/V Flange (Bonnet)	902	"	Flange	0	0	0	0	0	0
903	20-11-2025	MSQ Manifold-2603 M.A R/D-2603 line 1st/west (I/V Gland)	903	6 Inch	Valve	0	0	0	0	0	0
904	20-11-2025	MSQ Manifold-2603 M.A R/D-2603 line 1st/west (I/V U/S Flange)	904	"	Flange	0	0	0	0	0	0
905	20-11-2025	MSQ Manifold-2603 M.A R/D-2603 line 1st/west (I/V D/S Flange)	905	"	Flange	0	0	0	0	0	0
906	20-11-2025	MSQ Manifold-2603 M.A R/D-2603 line 1st/west (I/V Flange (Bonnet)	906	"	Flange	0	0	0	0	0	0
907	20-11-2025	MSQ Manifold-2603 M.A R/D-2603 line 2nd/middle (I/V Gland)	907	"	Valve	0	0	0	0	0	0
908	20-11-2025	MSQ Manifold-2603 M.A R/D-2603 line 2nd/middle (I/V U/S Flange)	908	"	Flange	0	0	0	0	0	0
909	20-11-2025	MSQ Manifold-2603 M.A R/D-2603 line 2nd/middle (I/V D/S Flange)	909	"	Flange	0	0	0	0	0	0
910	20-11-2025	MSQ Manifold-2603 M.A R/D-2603 line 2nd/middle (I/V Flange (Bonnet)	910	"	Flange	0	0	0	0	0	0
911	20-11-2025	MSQ Manifold-2603 M.A R/D-2603 line 3rd/est (I/V Gland)	911	"	Valve	0	0	0	0	0	0
912	20-11-2025	MSQ Manifold-2603 M.A R/D-2603 line 3rd/est (I/V U/S Flange)	912	"	Flange	0	0	0	0	0	0
913	20-11-2025	MSQ Manifold-2603 M.A R/D-2603 line 3rd/est (I/V D/S Flange)	913	"	Flange	0	0	0	0	0	0
914	20-11-2025	MSQ Manifold-2603 M.A R/D-2603 line 3rd/est (I/V Flange (Bonnet)	914	"	Flange	0	0	0	0	0	0
915	20-11-2025	MSQ Manifold-2603 CDU-II SRN R/D-2603 line 1st/west (I/V Gland)	915	6 Inch	Valve	0	0	0	0	0	0
916	20-11-2025	MSQ Manifold-2603 CDU-II SRN R/D-2603 line 1st/west (I/V U/S Flange)	916	"	Flange	0	0	0	0	0	0
917	20-11-2025	MSQ Manifold-2603 CDU-II SRN R/D-2603 line 1st/west (I/V D/S Flange)	917	"	Flange	0	0	0	0	0	0
918	20-11-2025	MSQ Manifold-2603 CDU-II SRN R/D-2603 line 1st/west (I/V Flange (Bonnet)	918	"	Flange	0	0	0	0	0	0
919	20-11-2025	MSQ Manifold-2603 CDU-II SRN R/D-2603 line 2nd/middle (I/V Gland)	919	"	Valve	0	0	0	0	0	0
920	20-11-2025	MSQ Manifold-2603 CDU-II SRN R/D-2603 line 2nd/middle (I/V U/S Flange)	920	"	Flange	0	0	0	0	0	0
921	20-11-2025	MSQ Manifold-2603 CDU-II SRN R/D-2603 line 2nd/middle (I/V D/S Flange)	921	"	Flange	0	0	0	0	0	0
922	20-11-2025	MSQ Manifold-2603 CDU-II SRN R/D-2603 line 2nd/middle (I/V Flange (Bonnet)	922	"	Flange	0	0	0	0	0	0
923	20-11-2025	MSQ Manifold-2603 CDU-II SRN R/D-2603 line 3rd/east (I/V Gland)	923	"	Valve	0	0	0	0	0	0
924	20-11-2025	MSQ Manifold-2603 CDU-II SRN R/D-2603 line 3rd/east (I/V U/S Flange)	924	"	Flange	0	0	0	0	0	0
925	20-11-2025	MSQ Manifold-2603 CDU-II SRN R/D-2603 line 3rd/east (I/V D/S Flange)	925	"	Flange	0	0	0	0	0	0
926	20-11-2025	MSQ Manifold-2603 CDU-II SRN R/D-2603 line 3rd/east (I/V Flange (Bonnet)	926	"	Flange	0	0	0	0	0	0
927	20-11-2025	MSQ Manifold-2603 CDU-I SRN R/D-2603 line 1st/West (I/V Gland)	927	4 Inch	Valve	0	0	0	0	0	0
928	20-11-2025	MSQ Manifold-2603 CDU-I SRN R/D-2603 line 1st/West (I/V U/S Flange)	928	"	Flange	0	0	0	0	0	0
929	20-11-2025	MSQ Manifold-2603 CDU-I SRN R/D-2603 line 1st/West (I/V D/S Flange)	929	"	Flange	0	0	0	0	0	0
930	20-11-2025	MSQ Manifold-2603 CDU-I SRN R/D-2603 line 1st/West (I/V Flange (Bonnet)	930	"	Flange	0	0	0	0	0	0
931	20-11-2025	MSQ Manifold-2603 CDU-I SRN R/D-2603 line 2nd/middle (I/V Gland)	931	"	Valve	0	0	0	0	0	0
932	20-11-2025	MSQ Manifold-2603 CDU-I SRN R/D-2603 line 2nd/middle (I/V U/S Flange)	932	"	Flange	0	0	0	0	0	0
933	20-11-2025	MSQ Manifold-2603 CDU-I SRN R/D-2603 line 2nd/middle (I/V D/S Flange)	933	"	Flange	0	0	0	0	0	0
934	20-11-2025	MSQ Manifold-2603 CDU-I SRN R/D-2603 line 2nd/middle (I/V Flange (Bonnet)	934	"	Flange	0	0	0	0	0	0
935	20-11-2025	MSQ Manifold-2603 CDU-I SRN R/D-2603 line 3rd/east (I/V Gland)	935	"	Valve	0	0	0	0	0	0

Sr.No.	Date	Location	Tag No.	Line Size	Componenet Type	Screening Value (PPM) before Repair	Emission Kg/Hr	Emission Kg/day	Screening Value (PPM) afterRepair	Emission Kg/Hr	Emission Kg/day
936	20-11-2025	MSQ Manifold-2603 CDU-I SRN R/D-2603 line 3rd/east (I/V U/S Flange)	936	"	Flange	0	0	0	0	0	0
937	20-11-2025	MSQ Manifold-2603 CDU-I SRN R/D-2603 line 3rd/east (I/V D/S Flange)	937	"	Flange	0	0	0	0	0	0
938	20-11-2025	MSQ Manifold-2603 CDU-I SRN R/D-2603 line 3rd/east (I/V Flange (Bonnet)	938	"	Flange	0	0	0	0	0	0
939	20-11-2025	MSQ Manifold-2603 GSPL-2603 line 1st /east (I/V Gland)	939	10 Inch	Valve	0	0	0	0	0	0
940	20-11-2025	MSQ Manifold-2603 GSPL-2603 line 1st /east (I/V U/S Flange)	940	"	Flange	0	0	0	0	0	0
941	20-11-2025	MSQ Manifold-2603 GSPL-2603 line 1st /east (I/V D/S Flange)	941	"	Flange	0	0	0	0	0	0
942	20-11-2025	MSQ Manifold-2603 GSPL-2603 line 1st /east (I/V Flange (Bonnet)	942	"	Flange	0	0	0	0	0	0
943	20-11-2025	MSQ Manifold-2603 GSPL-2603 line 2nd/middle (I/V Gland)	943	"	Valve	0	0	0	0	0	0
944	20-11-2025	MSQ Manifold-2603 GSPL-2603 line 2nd/middle (I/V U/S Flange)	944	"	Flange	0	0	0	0	0	0
945	20-11-2025	MSQ Manifold-2603 GSPL-2603 line 2nd/middle (I/V D/S Flange)	945	"	Flange	0	0	0	0	0	0
946	20-11-2025	MSQ Manifold-2603 GSPL-2603 line 2nd/middle (I/V Flange (Bonnet)	946	"	Flange	0	0	0	0	0	0
947	20-11-2025	MSQ Manifold-2603 GSPL-2603 line 3rd/west (I/V Gland)	947	"	Valve	0	0	0	0	0	0
948	20-11-2025	MSQ Manifold-2603 GSPL-2603 line 3rd/west (I/V U/S Flange)	948	"	Flange	0	0	0	0	0	0
949	20-11-2025	MSQ Manifold-2603 GSPL-2603 line 3rd/west (I/V D/S Flange)	949	"	Flange	0	0	0	0	0	0
950	20-11-2025	MSQ Manifold-2603 GSPL-2603 line 3rd/west (I/V Flange (Bonnet)	950	"	Flange	0	0	0	0	0	0
951	20-11-2025	MSQ Manifold-2603 Pump suction-2603 line 1st /east (I/V Gland)	951	6 Inch	Valve	25.4	0.000069	0.00166 3927	25.4	0.000069	0.001663 927
952	20-11-2025	MSQ Manifold-2603 Pump suction-2603 line 1st /east (I/V U/S Flange)	952	"	Flange	0	0	0	0	0	0
953	20-11-2025	MSQ Manifold-2603 Pump suction-2603 line 1st /east (I/V D/S Flange)	953	"	Flange	0	0	0	0	0	0
954	20-11-2025	MSQ Manifold-2603 Pump suction-2603 line 1st /east (I/V Flange (Bonnet)	954	"	Flange	0	0	0	0	0	0
955	20-11-2025	MSQ Manifold-2603 Pump suction-2603 line 2nd /midle (I/V Gland)	955	"	Valve	0	0	0	0	0	0
956	20-11-2025	MSQ Manifold-2603 Pump suction-2603 line 2nd /midle (I/V U/S Flange)	956	"	Flange	0	0	0	0	0	0
957	20-11-2025	MSQ Manifold-2603 Pump suction-2603 line 2nd /midle (I/V D/S Flange)	957	"	Flange	0	0	0	0	0	0
958	20-11-2025	MSQ Manifold-2603 Pump suction-2603 line 2nd /midle (I/V Flange (Bonnet)	958	"	Flange	0	0	0	0	0	0
959	20-11-2025	MSQ Manifold-2603 Pump suction-2603 line 3rd/west (I/V Gland)	959	"	Valve	0	0	0	0	0	0
960	20-11-2025	MSQ Manifold-2603 Pump suction-2603 line 3rd/west (I/V U/S Flange)	960	"	Flange	0	0	0	0	0	0
961	20-11-2025	MSQ Manifold-2603 Pump suction-2603 line 3rd/west (I/V D/S Flange)	961	"	Flange	0	0	0	0	0	0
962	20-11-2025	MSQ Manifold-2603 Pump suction-2603 line 3rd/west (I/V Flange (Bonnet)	962	"	Flange	0	0	0	0	0	0
963	20-11-2025	MSQ Manifold-2603 SRN Pump suction-2604 line 1st /east (I/V Gland)	963	6 Inch	Valve	0	0	0	0	0	0
964	20-11-2025	MSQ Manifold-2603 SRN Pump suction-2604 line 1st /east (I/V U/S Flange)	964	"	Flange	0	0	0	0	0	0
965	20-11-2025	MSQ Manifold-2603 SRN Pump suction-2604 line 1st /east (I/V D/S Flange)	965	"	Flange	0	0	0	0	0	0
966	20-11-2025	MSQ Manifold-2603 SRN Pump suction-2604 line 1st /east (I/V Flange (Bonnet)	966	"	Flange	0	0	0	0	0	0
967	20-11-2025	MSQ Manifold-2603 SRN Pump suction-2604 line 2nd/middle (I/V Gland)	967	"	Valve	0	0	0	0	0	0
968	20-11-2025	MSQ Manifold-2603 SRN Pump suction-2604 line 2nd/middle (I/V U/S Flange)	968	"	Flange	0	0	0	0	0	0
969	20-11-2025	MSQ Manifold-2603 SRN Pump suction-2604 line 2nd/middle (I/V D/S Flange)	969	"	Flange	0	0	0	0	0	0
970	20-11-2025	MSQ Manifold-2603 SRN Pump suction-2604 line 2nd/middle (I/V Flange (Bonnet)	970	"	Flange	0	0	0	0	0	0

Sr.No.	Date	Location	Tag No.	Line Size	Componenet Type	Screening Value (PPM) before Repair	Emission Kg/Hr	Emission Kg/day	Screening Value (PPM) afterRepair	Emission Kg/Hr	Emission Kg/day
971	20-11-2025	MSQ Manifold-2603 SRN Pump suction-2604 line 3rd/west (I/V Gland)	971	"	Valve	0	0	0	0	0	0
972	20-11-2025	MSQ Manifold-2603 SRN Pump suction-2604 line 3rd/west (I/V U/S Flange)	972	"	Flange	0	0	0	0	0	0
973	20-11-2025	MSQ Manifold-2603 SRN Pump suction-2604 line 3rd/west (I/V D/S Flange)	973	"	Flange	0	0	0	0	0	0
974	20-11-2025	MSQ Manifold-2603 SRN Pump suction-2604 line 3rd/west (I/V Flange (Bonnet)	974	"	Flange	0	0	0	0	0	0
975	20-11-2025	Manifold-2603 GSPL-2604 line 1st /East (I/V Gland)	975	10 Inch	Valve	0	0	0	0	0	0
976	20-11-2025	MSQ Manifold-2603 GSPL-2604 line 1st /East (I/V U/S Flange)	976	"	Flange	0	0	0	0	0	0
977	20-11-2025	MSQ Manifold-2603 GSPL-2604 line 1st /East (I/V D/S Flange)	977	"	Flange	0	0	0	0	0	0
978	20-11-2025	MSQ Manifold-2603 GSPL-2604 line 1st /East (I/V Flange (Bonnet)	978	"	Flange	0	0	0	0	0	0
979	20-11-2025	MSQ Manifold-2603 GSPL-2604 line 2nd/middle (I/V Gland)	979	"	Valve	0	0	0	0	0	0
980	20-11-2025	MSQ Manifold-2603 GSPL-2604 line 2nd/middle (I/V U/S Flange)	980	"	Flange	0	0	0	0	0	0
981	20-11-2025	MSQ Manifold-2603 GSPL-2604 line 2nd/middle (I/V D/S Flange)	981	"	Flange	0	0	0	0	0	0
982	20-11-2025	MSQ Manifold-2603 GSPL-2604 line 2nd/middle (I/V Flange (Bonnet)	982	"	Flange	0	0	0	0	0	0
983	20-11-2025	MSQ Manifold-2603 GSPL-2604 line 3rd/west (I/V Gland)	983	"	Valve	0	0	0	0	0	0
984	20-11-2025	MSQ Manifold-2603 GSPL-2604 line 3rd/west (I/V U/S Flange)	984	"	Flange	0	0	0	0	0	0
985	20-11-2025	MSQ Manifold-2603 GSPL-2604 line 3rd/west (I/V D/S Flange)	985	"	Flange	0	0	0	0	0	0
986	20-11-2025	MSQ Manifold-2603 GSPL-2604 line 3rd/west (I/V Flange (Bonnet)	986	"	Flange	0	0	0	0	0	0
987	20-11-2025	MSQ Manifold-2603 CDU-I SRN R/D-2604 line 1st/west (I/V Gland)	987	4 Inch	Valve	0	0	0	0	0	0
988	20-11-2025	MSQ Manifold-2603 CDU-I SRN R/D-2604 line 1st/west (I/V U/S Flange)	988	"	Flange	0	0	0	0	0	0
989	20-11-2025	MSQ Manifold-2603 CDU-I SRN R/D-2604 line 1st/west (I/V D/S Flange)	989	"	Flange	0	0	0	0	0	0
990	20-11-2025	MSQ Manifold-2603 CDU-I SRN R/D-2604 line 1st/west (I/V Flange (Bonnet)	990	"	Flange	0	0	0	0	0	0
991	20-11-2025	MSQ Manifold-2603 CDU-I SRN R/D-2604 line 2nd/middle (I/V Gland)	991	"	Valve	0	0	0	0	0	0
992	20-11-2025	MSQ Manifold-2603 CDU-I SRN R/D-2604 line 2nd/middle (I/V U/S Flange)	992	"	Flange	0	0	0	0	0	0
993	20-11-2025	MSQ Manifold-2603 CDU-I SRN R/D-2604 line 2nd/middle (I/V D/S Flange)	993	"	Flange	0	0	0	0	0	0
994	20-11-2025	MSQ Manifold-2603 CDU-I SRN R/D-2604 line 2nd/middle (I/V Flange (Bonnet)	994	"	Flange	0	0	0	0	0	0
995	20-11-2025	MSQ Manifold-2603 CDU-I SRN R/D-2604 line 3rd/east (I/V Gland)	995	"	Valve	0	0	0	0	0	0
996	20-11-2025	MSQ Manifold-2603 CDU-I SRN R/D-2604 line 3rd/east (I/V U/S Flange)	996	"	Flange	0	0	0	0	0	0
997	20-11-2025	MSQ Manifold-2603 CDU-I SRN R/D-2604 line 3rd/east (I/V D/S Flange)	997	"	Flange	0	0	0	0	0	0
998	20-11-2025	MSQ Manifold-2603 CDU-I SRN R/D-2604 line 3rd/east (I/V Flange (Bonnet)	998	"	Flange	0	0	0	0	0	0
999	20-11-2025	MSQ Manifold-2603 CDU-II SRN R/D-2604 line 1st/west (I/V Gland)	999	6 Inch	Valve	0	0	0	0	0	0
1000	20-11-2025	MSQ Manifold-2603 CDU-II SRN R/D-2604 line 1st/west (I/V U/S Flange)	1000	"	Flange	0	0	0	0	0	0
1001	20-11-2025	MSQ Manifold-2603 CDU-II SRN R/D-2604 line 1st/west (I/V D/S Flange)	1001	"	Flange	0	0	0	0	0	0
1002	20-11-2025	MSQ Manifold-2603 CDU-II SRN R/D-2604 line 1st/west (I/V Flange (Bonnet)	1002	"	Flange	0	0	0	0	0	0
1003	20-11-2025	MSQ Manifold-2603 CDU-II SRN R/D-2604 line 2nd/middle (I/V Gland)	1003	"	Valve	0	0	0	0	0	0
1004	20-11-2025	MSQ Manifold-2603 CDU-II SRN R/D-2604 line 2nd/middle (I/V U/S Flange)	1004	"	Flange	0	0	0	0	0	0
1005	20-11-2025	MSQ Manifold-2603 CDU-II SRN R/D-2604 line 2nd/middle (I/V D/S Flange)	1005	"	Flange	0	0	0	0	0	0
1006	20-11-2025	MSQ Manifold-2603 CDU-II SRN R/D-2604 line 2nd/middle (I/V Flange	1006	"	Flange	0	0	0	0	0	0

Sr.No.	Date	Location	Tag No.	Line Size	Componenet Type	Screening Value (PPM) before Repair	Emission Kg/Hr	Emission Kg/day	Screening Value (PPM) afterRepair	Emission Kg/Hr	Emission Kg/day
		(Bonnet)									
1007	20-11-2025	MSQ Manifold-2603 CDU-II SRN R/D-2604 line 3rd/east (I/V Gland)	1007	"	Valve	0	0	0	0	0	0
1008	20-11-2025	MSQ Manifold-2603 CDU-II SRN R/D-2604 line 3rd/east (I/V U/S Flange)	1008	"	Flange	0	0	0	0	0	0
1009	20-11-2025	MSQ Manifold-2603 CDU-II SRN R/D-2604 line 3rd/east (I/V D/S Flange)	1009	"	Flange	0	0	0	0	0	0
1010	20-11-2025	MSQ Manifold-2603 CDU-II SRN R/D-2604 line 3rd/east (I/V Flange (Bonnet)	1010	"	Flange	0	0	0	0	0	0
1011	20-11-2025	MSQ Manifold-2603 M.A R/D line 1st/west (I/V Gland)	1011	6 Inch	Valve	0	0	0	0	0	0
1012	20-11-2025	MSQ Manifold-2603 M.A R/D line 1st/west (I/V U/S Flange)	1012	"	Flange	0	0	0	0	0	0
1013	20-11-2025	MSQ Manifold-2603 M.A R/D line 1st/west (I/V D/S Flange)	1013	"	Flange	0	0	0	0	0	0
1014	20-11-2025	MSQ Manifold-2603 M.A R/D line 1st/west (I/V Flange (Bonnet)	1014	"	Flange	0	0	0	0	0	0
1015	20-11-2025	MSQ Manifold-2603 M.A R/D line 2nd/middle (I/V Gland)	1015	"	Valve	0	0	0	0	0	0
1016	20-11-2025	MSQ Manifold-2603 M.A R/D line 2nd/middle (I/V U/S Flange)	1016	"	Flange	0	0	0	0	0	0
1017	20-11-2025	MSQ Manifold-2603 M.A R/D line 2nd/middle (I/V D/S Flange)	1017	"	Flange	0	0	0	0	0	0
1018	20-11-2025	MSQ Manifold-2603 M.A R/D line 2nd/middle (I/V Flange (Bonnet)	1018	"	Flange	0	0	0	0	0	0
1019	20-11-2025	MSQ Manifold-2603 M.A R/D line 3rd/east (I/V Gland)	1019	"	Valve	0	0	0	0	0	0
1020	20-11-2025	MSQ Manifold-2603 M.A R/D line 3rd/east (I/V U/S Flange)	1020	"	Flange	0	0	0	0	0	0
1021	20-11-2025	MSQ Manifold-2603 M.A R/D line 3rd/east (I/V D/S Flange)	1021	"	Flange	0	0	0	0	0	0
1022	20-11-2025	MSQ Manifold-2603 M.A R/D line 3rd/east (I/V Flange (Bonnet)	1022	"	Flange	0	0	0	0	0	0
1023	20-11-2025	MSQ Manifold-2603 C.N R/D 2604 line 1st/west (I/V Gland)	1023	3 Inch	Valve	0	0	0	0	0	0
1024	20-11-2025	MSQ Manifold-2603 C.N R/D 2604 line 1st/west (I/V U/S Flange)	1024	"	Flange	0	0	0	0	0	0
1025	20-11-2025	MSQ Manifold-2603 C.N R/D 2604 line 1st/west (I/V D/S Flange)	1025	"	Flange	0	0	0	0	0	0
1026	20-11-2025	MSQ Manifold-2603 C.N R/D 2604 line 1st/west (I/V Flange (Bonnet)	1026	"	Flange	0	0	0	0	0	0
1027	20-11-2025	MSQ Manifold-2603 C.N R/D 2604 line 2nd/middle (I/V Gland)	1027	"	Valve	0	0	0	0	0	0
1028	20-11-2025	MSQ Manifold-2603 C.N R/D 2604 line 2nd/middle (I/V U/S Flange)	1028	"	Flange	0	0	0	0	0	0
1029	20-11-2025	MSQ Manifold-2603 C.N R/D 2604 line 2nd/middle (I/V D/S Flange)	1029	"	Flange	0	0	0	0	0	0
1030	20-11-2025	MSQ Manifold-2603 C.N R/D 2604 line 2nd/middle (I/V Flange (Bonnet)	1030	"	Flange	0	0	0	0	0	0
1031	20-11-2025	MSQ Manifold-2603 C.N R/D 2604 line 3rd/east (I/V Gland)	1031	"	Valve	0	0	0	0	0	0
1032	20-11-2025	MSQ Manifold-2603 C.N R/D 2604 line 3rd/east (I/V U/S Flange)	1032	"	Flange	0	0	0	0	0	0
1033	20-11-2025	MSQ Manifold-2603 C.N R/D 2604 line 3rd/east (I/V D/S Flange)	1033	"	Flange	0	0	0	0	0	0
1034	20-11-2025	MSQ Manifold-2603 C.N R/D 2604 line 3rd/east (I/V Flange (Bonnet)	1034	"	Flange	0	0	0	0	0	0
1035	20-11-2025	MSQ Manifold-2603 MS Pump suction-2604 line 1st /east (I/V Gland)	1035	"	Valve	0	0	0	0	0	0
1036	20-11-2025	MSQ Manifold-2603 MS Pump suction-2604 line 1st /east (I/V U/S Flange)	1036	16 Inch	Flange	0	0	0	0	0	0
1037	20-11-2025	MSQ Manifold-2603 MS Pump suction-2604 line 1st /east (I/V D/S Flange)	1037	"	Flange	0	0	0	0	0	0
1038	20-11-2025	MSQ Manifold-2603 MS Pump suction-2604 line 1st /east (I/V Flange (Bonnet)	1038	"	Flange	0	0	0	0	0	0
1039	20-11-2025	MSQ Manifold-2603 MS Pump suction-2604 line 2nd/middle (I/V Gland)	1039	"	Valve	0	0	0	0	0	0
1040	20-11-2025	MSQ Manifold-2603 MS Pump suction-2604 line 2nd/middle (I/V U/S Flange)	1040	"	Flange	0	0	0	0	0	0
1041	20-11-2025	MSQ Manifold-2603 MS Pump suction-2604 line 2nd/middle (I/V D/S Flange)	1041	"	Flange	0	0	0	0	0	0
1042	20-11-2025	MSQ Manifold-2603 MS Pump suction-2604 line 2nd/middle (I/V	1042	"	Flange	0	0	0	0	0	0

Sr.No.	Date	Location	Tag No.	Line Size	Componenet Type	Screening Value (PPM) before Repair	Emission Kg/Hr	Emission Kg/day	Screening Value (PPM) afterRepair	Emission Kg/Hr	Emission Kg/day
		Flange (Bonnet)									
1043	20-11-2025	MSQ Manifold-2603 MS Pump suction-2604 line 3rd/west (I/V Gland)	1043	"	Valve	0	0	0	0	0	0
1044	20-11-2025	MSQ Manifold-2603 MS Pump suction-2604 line 3rd/west (I/V U/S Flange)	1044	"	Flange	0	0	0	0	0	0
1045	20-11-2025	MSQ Manifold-2603 MS Pump suction-2604 line 3rd/west (I/V D/S Flange)	1045	"	Flange	0	0	0	0	0	0
1046	20-11-2025	MSQ Manifold-2603 MS Pump suction-2604 line 3rd/west (I/V Flange (Bonnet)	1046	"	Flange	0	0	0	0	0	0
1047	20-11-2025	MSQ Manifold-2603 Jet mixing line-2604 1st/west (I/V Gland)	1047	6 Inch	Valve	0	0	0	0	0	0
1048	20-11-2025	MSQ Manifold-2603 Jet mixing line-2604 1st/west (I/V U/S Flange)	1048	"	Flange	0	0	0	0	0	0
1049	20-11-2025	MSQ Manifold-2603 Jet mixing line-2604 1st/west (I/V D/S Flange)	1049	"	Flange	0	0	0	0	0	0
1050	20-11-2025	MSQ Manifold-2603 Jet mixing line-2604 1st/west (I/V Flange (Bonnet)	1050	"	Flange	0	0	0	0	0	0
1051	20-11-2025	MSQ Manifold-2603 Jet mixing line-2604 2nd/middle (I/V Gland)	1051	"	Valve	0	0	0	0	0	0
1052	20-11-2025	MSQ Manifold-2603 Jet mixing line-2604 2nd/middle (I/V U/S Flange)	1052	"	Flange	0	0	0	0	0	0
1053	20-11-2025	MSQ Manifold-2603 Jet mixing line-2604 2nd/middle (I/V D/S Flange)	1053	"	Flange	0	0	0	0	0	0
1054	20-11-2025	MSQ Manifold-2603 Jet mixing line-2604 2nd/middle (I/V Flange (Bonnet)	1054	"	Flange	0	0	0	0	0	0
1055	20-11-2025	MSQ Manifold-2603 Jet mixing line-2604 3rd/east (I/V Gland)	1055	"	Valve	0	0	0	0	0	0
1056	20-11-2025	MSQ Manifold-2603 Jet mixing line-2604 3rd/east (I/V U/S Flange)	1056	"	Flange	0	0	0	0	0	0
1057	20-11-2025	MSQ Manifold-2603 Jet mixing line-2604 3rd/east (I/V D/S Flange)	1057	"	Flange	0	0	0	0	0	0
1058	20-11-2025	MSQ Manifold-2603 Jet mixing line-2604 3rd/east (I/V Flange (Bonnet)	1058	"	Flange	0	0	0	0	0	0
1059	22-11-2025	MSQ Manifold-2604 Pump suction-47-P-106A/B From TK-2604 line 1st/east (I/V Gland)	1059	6 Inch	Valve	0	0	0	0	0	0
1060	22-11-2025	MSQ Manifold-2604 Pump suction-47-P-106A/B From TK-2604 line 1st/east (I/V U/S Flange)	1060	"	Flange	0	0	0	0	0	0
1061	22-11-2025	MSQ Manifold-2604 Pump suction-47-P-106A/B From TK-2604 line 1st/east (I/V D/S Flange)	1061	"	Flange	0	0	0	0	0	0
1062	22-11-2025	MSQ Manifold-2604 Pump suction-47-P-106A/B From TK-2604 line 1st/east (I/V Flange (Bonnet)	1062	"	Flange	0	0	0	0	0	0
1063	22-11-2025	MSQ Manifold-2604 Pump suction-47-P-106A/B From TK-2604 line 2nd/middle (I/V Gland)	1063	"	Valve	0	0	0	0	0	0
1064	22-11-2025	MSQ Manifold-2604 Pump suction-47-P-106A/B From TK-2604 line 2nd/middle (I/V U/S Flange)	1064	"	Flange	0	0	0	0	0	0
1065	22-11-2025	MSQ Manifold-2604 Pump suction-47-P-106A/B From TK-2604 line 2nd/middle (I/V D/S Flange)	1065	"	Flange	0	0	0	0	0	0
1066	22-11-2025	MSQ Manifold-2604 Pump suction-47-P-106A/B From TK-2604 line 2nd/middle (I/V Flange (Bonnet)	1066	"	Flange	0	0	0	0	0	0
1067	22-11-2025	MSQ Manifold-2604 Pump suction-47-P-106A/B From TK-2604 line 3rd/west (I/V Gland)	1067	"	Valve	0	0	0	0	0	0
1068	22-11-2025	MSQ Manifold-2604 Pump suction-47-P-106A/B From TK-2604 line 3rd/west (I/V U/S Flange)	1068	"	Flange	0	0	0	0	0	0
1069	22-11-2025	MSQ Manifold-2604 Pump suction-47-P-106A/B From TK-2604 line 3rd/west (I/V D/S Flange)	1069	"	Flange	0	0	0	0	0	0
1070	22-11-2025	MSQ Manifold-2604 Pump suction-47-P-106A/B From TK-2604 line 3rd/west (I/V Flange (Bonnet)	1070	"	Flange	0	0	0	0	0	0
1071	22-11-2025	MSQ Manifold-2604 Pump suction-47-P-107A/B From TK-(2604) line 1st/east (I/V Gland)	1071	6 Inch	Valve	0	0	0	0	0	0
1072	22-11-2025	MSQ Manifold-2604 Pump suction-47-P-107A/B From TK-(2604) line 1st/east (I/V U/S Flange)	1072	"	Flange	0	0	0	0	0	0
1073	22-11-2025	MSQ Manifold-2604 Pump suction-47-P-107A/B From TK-(2604) line 1st/east (I/V D/S Flange)	1073	"	Flange	0	0	0	0	0	0
1074	22-11-2025	MSQ Manifold-2604 Pump suction-47-P-107A/B From TK-(2604) line	1074	"	Flange	0	0	0	0	0	0

Sr.No.	Date	Location	Tag No.	Line Size	Componenet Type	Screening Value (PPM) before Repair	Emission Kg/Hr	Emission Kg/day	Screening Value (PPM) afterRepair	Emission Kg/Hr	Emission Kg/day
		1st/east (I/V Flange (Bonnet)									
1075	22-11-2025	MSQ Manifold-2604 Pump suction-47-P-107A/B From TK-(2604) line 2nd/middle (I/V Gland)	1075	"	Valve	0	0	0	0	0	0
1076	22-11-2025	MSQ Manifold-2604 Pump suction-47-P-107A/B From TK-(2604) line 2nd/middle (I/V U/S Flange)	1076	"	Flange	0	0	0	0	0	0
1077	22-11-2025	MSQ Manifold-2604 Pump suction-47-P-107A/B From TK-(2604) line 2nd/middle (I/V D/S Flange)	1077	"	Flange	0	0	0	0	0	0
1078	22-11-2025	MSQ Manifold-2604 Pump suction-47-P-107A/B From TK-(2604) line 2nd/middle (I/V Flange (Bonnet)	1078	"	Flange	0	0	0	0	0	0
1079	22-11-2025	MSQ Manifold-2604 Pump suction-47-P-107A/B From TK-(2604) line 3rd/west (I/V Gland)	1079	"	Valve	0	0	0	0	0	0
1080	22-11-2025	MSQ Manifold-2604 Pump suction-47-P-107A/B From TK-(2604) line 3rd/west (I/V U/S Flange)	1080	"	Flange	0	0	0	0	0	0
1081	22-11-2025	MSQ Manifold-2604 Pump suction-47-P-107A/B From TK-(2604) line 3rd/west (I/V D/S Flange)	1081	"	Flange	0	0	0	0	0	0
1082	22-11-2025	MSQ Manifold-2604 Pump suction-47-P-107A/B From TK-(2604) line 3rd/west (I/V Flange (Bonnet)	1082	"	Flange	0	0	0	0	0	0
1083	22-11-2025	MSQ Manifold-2604 E-IV MS R/D From MSQ To TK-2604 line 1st/west (I/V Gland)	1083	4 Inch	Valve	0	0	0	0	0	0
1084	22-11-2025	MSQ Manifold-2604 E-IV MS R/D From MSQ To TK-2604 line 1st/west (I/V U/S Flange)	1084	"	Flange	0	0	0	0	0	0
1085	22-11-2025	MSQ Manifold-2604 E-IV MS R/D From MSQ To TK-2604 line 1st/west (I/V D/S Flange)	1085	"	Flange	0	0	0	0	0	0
1086	22-11-2025	MSQ Manifold-2604 E-IV MS R/D From MSQ To TK-2604 line 1st/west (I/V Flange (Bonnet)	1086	"	Flange	0	0	0	0	0	0
1087	22-11-2025	MSQ Manifold-2604 E-IV MS R/D From MSQ To TK-2604 line 2nd/middle (I/V Gland)	1087	"	Valve	0	0	0	0	0	0
1088	22-11-2025	MSQ Manifold-2604 E-IV MS R/D From MSQ To TK-2604 line 2nd/middle (I/V U/S Flange)	1088	"	Flange	0	0	0	0	0	0
1089	22-11-2025	MSQ Manifold-2604 E-IV MS R/D From MSQ To TK-2604 line 2nd/middle (I/V D/S Flange)	1089	"	Flange	0	0	0	0	0	0
1090	22-11-2025	MSQ Manifold-2604 E-IV MS R/D From MSQ To TK-2604 line 2nd/middle (I/V Flange (Bonnet)	1090	"	Flange	0	0	0	0	0	0
1091	22-11-2025	MSQ Manifold-2604 E-IV MS R/D From MSQ To TK-2604 line 3rd/east (I/V Gland)	1091	"	Valve	0	0	0	0	0	0
1092	22-11-2025	MSQ Manifold-2604 E-IV MS R/D From MSQ To TK-2604 line 3rd/east (I/V U/S Flange)	1092	"	Flange	0	0	0	0	0	0
1093	22-11-2025	MSQ Manifold-2604 E-IV MS R/D From MSQ To TK-2604 line 3rd/east (I/V D/S Flange)	1093	"	Flange	0	0	0	0	0	0
1094	22-11-2025	MSQ Manifold-2604 E-IV MS R/D From MSQ To TK-2604 line 3rd/east (I/V Flange (Bonnet)	1094	"	Flange	0	0	0	0	0	0
1095	22-11-2025	MSQ Manifold-2604 MTBE From 47-P-108A/B Tank-2604 line 1st/west (I/V Gland)	1095	3 Inch	Valve	0	0	0	0	0	0
1096	22-11-2025	MSQ Manifold-2604 MTBE From 47-P-108A/B Tank-2604 line 1st/west (I/V U/S Flange)	1096	"	Flange	0	0	0	0	0	0
1097	22-11-2025	MSQ Manifold-2604 MTBE From 47-P-108A/B Tank-2604 line 1st/west (I/V D/S Flange)	1097	"	Flange	0	0	0	0	0	0
1098	22-11-2025	MSQ Manifold-2604 MTBE From 47-P-108A/B Tank-2604 line 1st/west (I/V Flange (Bonnet)	1098	"	Flange	0	0	0	0	0	0
1099	22-11-2025	MSQ Manifold-2604 MTBE From 47-P-108A/B Tank-2604 line 2nd/middle (I/V Gland)	1099	"	Valve	0	0	0	0	0	0
1100	22-11-2025	MSQ Manifold-2604 MTBE From 47-P-108A/B Tank-2604 line 2nd/middle (I/V U/S Flange)	1100	"	Flange	0	0	0	0	0	0
1101	22-11-2025	MSQ Manifold-2604 MTBE From 47-P-108A/B Tank-2604 line 2nd/middle (I/V D/S Flange)	1101	"	Flange	0	0	0	0	0	0
1102	22-11-2025	MSQ Manifold-2604 MTBE From 47-P-108A/B Tank-2604 line 2nd/middle (I/V Flange (Bonnet)	1102	"	Flange	0	0	0	0	0	0
1103	22-11-2025	MSQ Manifold-2604 MTBE From 47-P-108A/B Tank-2604 line 3rd/east	1103	"	Valve	0	0	0	0	0	0

Sr.No.	Date	Location	Tag No.	Line Size	Componenet Type	Screening Value (PPM) before Repair	Emission Kg/Hr	Emission Kg/day	Screening Value (PPM) afterRepair	Emission Kg/Hr	Emission Kg/day
		(I/V Gland)									
1104	22-11-2025	MSQ Manifold-2604 MTBE From 47-P-108A/B Tank-2604 line 3rd/east (I/V U/S Flange)	1104	"	Flange	0	0	0	0	0	0
1105	22-11-2025	MSQ Manifold-2604 MTBE From 47-P-108A/B Tank-2604 line 3rd/east (I/V D/S Flange)	1105	"	Flange	0	0	0	0	0	0
1106	22-11-2025	MSQ Manifold-2604 MTBE From 47-P-108A/B Tank-2604 line 3rd/east (I/V Flange (Bonnet)	1106	"	Flange	0	0	0	0	0	0
1107	22-11-2025	MSQ Manifold-2604 E-III MS R/D From MSQ TK-2604 line 1st/east (I/V Gland)	1107	6 Inch	Valve	0	0	0	0	0	0
1108	22-11-2025	MSQ Manifold-2604 E-III MS R/D From MSQ TK-2604 line 1st/east (I/V U/S Flange)	1108	"	Flange	0	0	0	0	0	0
1109	22-11-2025	MSQ Manifold-2604 E-III MS R/D From MSQ TK-2604 line 1st/east (I/V D/S Flange)	1109	"	Flange	0	0	0	0	0	0
1110	22-11-2025	MSQ Manifold-2604 E-III MS R/D From MSQ TK-2604 line 1st/east (I/V Flange (Bonnet)	1110	"	Flange	0	0	0	0	0	0
1111	22-11-2025	MSQ Manifold-2604 E-III MS R/D From MSQ TK-2604 line 2nd/middle (I/V Gland)	1111	"	Valve	0	0	0	0	0	0
1112	22-11-2025	MSQ Manifold-2604 E-III MS R/D From MSQ TK-2604 line 2nd/middle (I/V U/S Flange)	1112	"	Flange	0	0	0	0	0	0
1113	22-11-2025	MSQ Manifold-2604 E-III MS R/D From MSQ TK-2604 line 2nd/middle (I/V D/S Flange)	1113	"	Flange	0	0	0	0	0	0
1114	22-11-2025	MSQ Manifold-2604 E-III MS R/D From MSQ TK-2604 line 2nd/middle (I/V Flange (Bonnet)	1114	"	Flange	0	0	0	0	0	0
1115	22-11-2025	MSQ Manifold-2604 E-III MS R/D From MSQ TK-2604 line 3rd/west (I/V Gland)	1115	"	Valve	0	0	0	0	0	0
1116	22-11-2025	MSQ Manifold-2604 E-III MS R/D From MSQ TK-2604 line 3rd/west (I/V U/S Flange)	1116	"	Flange	0	0	0	0	0	0
1117	22-11-2025	MSQ Manifold-2604 E-III MS R/D From MSQ TK-2604 line 3rd/west (I/V D/S Flange)	1117	"	Flange	0	0	0	0	0	0
1118	22-11-2025	MSQ Manifold-2604 E-III MS R/D From MSQ TK-2604 line 3rd/west (I/V Flange (Bonnet)	1118	"	Flange	0	0	0	0	0	0
1119	22-11-2025	Manifold-2704 Pump Suction 25 A/B line 1st / west (I/V Gland)	1119	6 Inch	Valve	0	0	0	0	0	0
1120	22-11-2025	Manifold-2704 Pump Suction 25 A/B line 1st / west (I/V U/S Flange)	1120	"	Flange	0	0	0	0	0	0
1121	22-11-2025	Manifold-2704 Pump Suction 25 A/B line 1st / west (I/V D/S Flange)	1121	"	Flange	0	0	0	0	0	0
1122	22-11-2025	Manifold-2704 Pump Suction 25 A/B line 1st / west (I/V Flange (Bonnet)	1122	"	Flange	0	0	0	0	0	0
1123	22-11-2025	Manifold-2704 Pump Suction 25 A/B line 2nd / middle (I/V Gland)	1123	"	Valve	0	0	0	0	0	0
1124	22-11-2025	Manifold-2704 Pump Suction 25 A/B line 2nd / middle (I/V U/S Flange)	1124	"	Flange	0	0	0	0	0	0
1125	22-11-2025	Manifold-2704 Pump Suction 25 A/B line 2nd / middle (I/V D/S Flange)	1125	"	Flange	0	0	0	0	0	0
1126	22-11-2025	Manifold-2704 Pump Suction 25 A/B line 2nd / middle (I/V Flange (Bonnet)	1126	"	Flange	0	0	0	0	0	0
1127	22-11-2025	Manifold-2704 Pump Suction 25 A/B line 3rd/east (I/V Gland)	1127	"	Valve	0	0	0	0	0	0
1128	22-11-2025	Manifold-2704 Pump Suction 25 A/B line 3rd/east (I/V U/S Flange)	1128	"	Flange	0	0	0	0	0	0
1129	22-11-2025	Manifold-2704 Pump Suction 25 A/B line 3rd/east (I/V D/S Flange)	1129	"	Flange	0	0	0	0	0	0
1130	22-11-2025	Manifold-2704 Pump Suction 25 A/B line 3rd/east (I/V Flange (Bonnet)	1130	"	Flange	0	0	0	0	0	0
1131	22-11-2025	Manifold-2704 ST. Naph. Ex. DHDT - 2704 1st / east (I/V Gland)	1131	3 Inch	Valve	0	0	0	0	0	0
1132	22-11-2025	Manifold-2704 ST. Naph. Ex. DHDT - 2704 1st / east (I/V U/S Flange)	1132	"	Flange	0	0	0	0	0	0
1133	22-11-2025	Manifold-2704 ST. Naph. Ex. DHDT - 2704 1st / east (I/V D/S Flange)	1133	"	Flange	0	0	0	0	0	0
1134	22-11-2025	Manifold-2704 ST. Naph. Ex. DHDT - 2704 1st / east (I/V Flange (Bonnet)	1134	"	Flange	0	0	0	0	0	0
1135	22-11-2025	Manifold-2704 ST. Naph. Ex. DHDT - 2704 2nd/middle (I/V Gland)	1135	"	Valve	0	0	0	0	0	0
1136	22-11-2025	Manifold-2704 ST. Naph. Ex. DHDT - 2704 2nd/middle (I/V U/S Flange)	1136	"	Flange	0	0	0	0	0	0

Sr.No.	Date	Location	Tag No.	Line Size	Componenet Type	Screening Value (PPM) before Repair	Emission Kg/Hr	Emission Kg/day	Screening Value (PPM) afterRepair	Emission Kg/Hr	Emission Kg/day
1137	22-11-2025	Manifold-2704 ST. Naph. Ex. DHDT - 2704 2nd/middle (I/V D/S Flange)	1137	"	Flange	0	0	0	0	0	0
1138	22-11-2025	Manifold-2704 ST. Naph. Ex. DHDT - 2704 2nd/middle (I/V Flange (Bonnet)	1138	"	Flange	0	0	0	0	0	0
1139	22-11-2025	Manifold-2704 ST. Naph. Ex. DHDT - 2704 3rd/west (I/V Gland)	1139	"	Valve	0	0	0	0	0	0
1140	22-11-2025	Manifold-2704 ST. Naph. Ex. DHDT - 2704 3rd/west (I/V U/S Flange)	1140	"	Flange	0	0	0	0	0	0
1141	22-11-2025	Manifold-2704 ST. Naph. Ex. DHDT - 2704 3rd/west (I/V D/S Flange)	1141	"	Flange	0	0	0	0	0	0
1142	22-11-2025	Manifold-2704 ST. Naph. Ex. DHDT - 2704 3rd/west (I/V Flange (Bonnet)	1142	"	Flange	0	0	0	0	0	0
1143	22-11-2025	Manifold-2704 ST. Naph. Ex. DHDT - 2704 (NRV Top Flange)	1143	"	Flange	0	0	0	0	0	0
1144	22-11-2025	Manifold-2704 ST. Naph. Ex. DHDT - 2704 (NRV U/S Flange)	1144	"	Flange	0	0	0	0	0	0
1145	22-11-2025	Manifold-2704 ST. Naph. Ex. DHDT - 2704 (NRV D/S Flange)	1145	"	Flange	0	0	0	0	0	0
1146	22-11-2025	Manifold-2704 M/S - E-III R/D From MSQ To TK-2704 1st / east (I/V Gland)	1146	6 Inch	Valve	0	0	0	0	0	0
1147	22-11-2025	Manifold-2704 M/S - E-III R/D From MSQ To TK-2704 1st / east (I/V U/S Flange)	1147	"	Flange	0	0	0	0	0	0
1148	22-11-2025	Manifold-2704 M/S - E-III R/D From MSQ To TK-2704 1st / east (I/V D/S Flange)	1148	"	Flange	0	0	0	0	0	0
1149	22-11-2025	Manifold-2704 M/S - E-III R/D From MSQ To TK-2704 1st / east (I/V Flange (Bonnet)	1149	"	Flange	0	0	0	0	0	0
1150	22-11-2025	Manifold-2704 M/S - E-III R/D From MSQ To TK-2704 2nd/middle (I/V Gland)	1150	"	Valve	0	0	0	0	0	0
1151	22-11-2025	Manifold-2704 M/S - E-III R/D From MSQ To TK-2704 2nd/middle (I/V U/S Flange)	1151	"	Flange	0	0	0	0	0	0
1152	22-11-2025	Manifold-2704 M/S - E-III R/D From MSQ To TK-2704 2nd/middle (I/V D/S Flange)	1152	"	Flange	0	0	0	0	0	0
1153	22-11-2025	Manifold-2704 M/S - E-III R/D From MSQ To TK-2704 2nd/middle (I/V Flange (Bonnet)	1153	"	Flange	0	0	0	0	0	0
1154	22-11-2025	Manifold-2704 M/S - E-III R/D From MSQ To TK-2704 3rd/west (I/V Gland)	1154	"	Valve	33.4	0.000083	0.001983701	33.4	0.000083	0.001983701
1155	22-11-2025	Manifold-2704 M/S - E-III R/D From MSQ To TK-2704 3rd/west (I/V U/S Flange)	1155	"	Flange	0	0	0	0	0	0
1156	22-11-2025	Manifold-2704 M/S - E-III R/D From MSQ To TK-2704 3rd/west (I/V D/S Flange)	1156	"	Flange	0	0	0	0	0	0
1157	22-11-2025	Manifold-2704 M/S - E-III R/D From MSQ To TK-2704 3rd/west (I/V Flange (Bonnet)	1157	"	Flange	0	0	0	0	0	0
1158	22-11-2025	Manifold-2704 Pump Suction-106 A/B line 1st / east (I/V Gland)	1158	3 Inch	Valve	0	0	0	0	0	0
1159	22-11-2025	Manifold-2704 Pump Suction-106 A/B line 1st / east (I/V U/S Flange)	1159	"	Flange	0	0	0	0	0	0
1160	22-11-2025	Manifold-2704 Pump Suction-106 A/B line 1st / east (I/V D/S Flange)	1160	"	Flange	0	0	0	0	0	0
1161	22-11-2025	Manifold-2704 Pump Suction-106 A/B line 1st / east (I/V Flange (Bonnet)	1161	"	Flange	0	0	0	0	0	0
1162	22-11-2025	Manifold-2704 Pump Suction-106 A/B line 2nd / middle (I/V Gland)	1162	"	Valve	0	0	0	0	0	0
1163	22-11-2025	Manifold-2704 Pump Suction-106 A/B line 2nd / middle (I/V U/S Flange)	1163	"	Flange	0	0	0	0	0	0
1164	22-11-2025	Manifold-2704 Pump Suction-106 A/B line 2nd / middle (I/V D/S Flange)	1164	"	Flange	0	0	0	0	0	0
1165	22-11-2025	Manifold-2704 Pump Suction-106 A/B line 2nd / middle (I/V Flange (Bonnet)	1165	"	Flange	0	0	0	0	0	0
1166	22-11-2025	Manifold-2704 Pump Suction-106 A/B line 23rd/west (I/V Gland)	1166	"	Valve	0	0	0	0	0	0
1167	22-11-2025	Manifold-2704 Pump Suction-106 A/B line 23rd/west (I/V U/S Flange)	1167	"	Flange	0	0	0	0	0	0
1168	22-11-2025	Manifold-2704 Pump Suction-106 A/B line 23rd/west (I/V D/S Flange)	1168	"	Flange	0	0	0	0	0	0
1169	22-11-2025	Manifold-2704 Pump Suction-106 A/B line 23rd/west (I/V Flange (Bonnet)	1169	"	Flange	0	0	0	0	0	0
1170	22-11-2025	Manifold-2704 Pump Suction-107 A/B - 2704 line 1st / west(I/V Gland)	1170	6 Inch	Valve	58.7	0.000119	0.002849028	58.7	0.000119	0.002849028
1171	22-11-2025	Manifold-2704 Pump Suction-107 A/B - 2704 line 1st / west(I/V U/S Flange)	1171	"	Flange	0	0	0	0	0	0

Sr.No.	Date	Location	Tag No.	Line Size	Componenet Type	Screening Value (PPM) before Repair	Emission Kg/Hr	Emission Kg/day	Screening Value (PPM) afterRepair	Emission Kg/Hr	Emission Kg/day
1172	22-11-2025	Manifold-2704 Pump Suction-107 A/B - 2704 line 1st / west(I/V D/S Flange)	1172	"	Flange	0	0	0	0	0	0
1173	22-11-2025	Manifold-2704 Pump Suction-107 A/B - 2704 line 1st / west(I/V Flange (Bonnet)	1173	"	Flange	0	0	0	0	0	0
1174	22-11-2025	Manifold-2704 Pump Suction-107 A/B - 2704 line 2nd /middle(I/V Gland)	1174	"	Valve	0	0	0	0	0	0
1175	22-11-2025	Manifold-2704 Pump Suction-107 A/B - 2704 line 2nd /middle(I/V U/S Flange)	1175	"	Flange	0	0	0	0	0	0
1176	22-11-2025	Manifold-2704 Pump Suction-107 A/B - 2704 line 2nd /middle(I/V D/S Flange)	1176	"	Flange	0	0	0	0	0	0
1177	22-11-2025	Manifold-2704 Pump Suction-107 A/B - 2704 line 2nd /middle(I/V Flange (Bonnet)	1177	"	Flange	0	0	0	0	0	0
1178	22-11-2025	Manifold-2704 Pump Suction-107 A/B - 2704 line 3rd/east(I/V Gland)	1178	"	Valve	0	0	0	0	0	0
1179	22-11-2025	Manifold-2704 Pump Suction-107 A/B - 2704 line 3rd/east(I/V U/S Flange)	1179	"	Flange	0	0	0	0	0	0
1180	22-11-2025	Manifold-2704 Pump Suction-107 A/B - 2704 line 3rd/east(I/V D/S Flange)	1180	"	Flange	0	0	0	0	0	0
1181	22-11-2025	Manifold-2704 Pump Suction-107 A/B - 2704 line 3rd/east(I/V Flange (Bonnet)	1181	"	Flange	0	0	0	0	0	0
1182	22-11-2025	Manifold-2704 MTBE From 108A/B-2704 line 1st / east(I/V Gland)	1182	3 Inch	Valve	0	0	0	0	0	0
1183	22-11-2025	Manifold-2704 MTBE From 108A/B-2704 line 1st / east(I/V U/S Flange)	1183	"	Flange	0	0	0	0	0	0
1184	22-11-2025	Manifold-2704 MTBE From 108A/B-2704 line 1st / east(I/V D/S Flange)	1184	"	Flange	0	0	0	0	0	0
1185	22-11-2025	Manifold-2704 MTBE From 108A/B-2704 line 1st / east(I/V Flange (Bonnet)	1185	"	Flange	0	0	0	0	0	0
1186	22-11-2025	Manifold-2704 MTBE From 108A/B-2704 line 2nd/midle(I/V Gland)	1186	"	Valve	0	0	0	0	0	0
1187	22-11-2025	Manifold-2704 MTBE From 108A/B-2704 line 2nd/midle(I/V U/S Flange)	1187	"	Flange	0	0	0	0	0	0
1188	22-11-2025	Manifold-2704 MTBE From 108A/B-2704 line 2nd/midle(I/V D/S Flange)	1188	"	Flange	0	0	0	0	0	0
1189	22-11-2025	Manifold-2704 MTBE From 108A/B-2704 line 2nd/midle(I/V Flange (Bonnet)	1189	"	Flange	0	0	0	0	0	0
1190	22-11-2025	Manifold-2704 MTBE From 108A/B-2704 line 3rd/west(I/V Gland)	1190	"	Valve	0	0	0	0	0	0
1191	22-11-2025	Manifold-2704 MTBE From 108A/B-2704 line 3rd/west(I/V U/S Flange)	1191	"	Flange	0	0	0	0	0	0
1192	22-11-2025	Manifold-2704 MTBE From 108A/B-2704 line 3rd/west(I/V D/S Flange)	1192	"	Flange	0	0	0	0	0	0
1193	22-11-2025	Manifold-2704 MTBE From 108A/B-2704 line 3rd/west(I/V Flange (Bonnet)	1193	"	Flange	0	0	0	0	0	0
1194	22-11-2025	Manifold-2704 M/S Pump Suction-2704 line 1st / east(I/V Gland)	1194	14 Inch	Valve	6102	0.002340	0.056169968	6102	0.002340	0.056169968
1195	22-11-2025	Manifold-2704 M/S Pump Suction-2704 line 1st / east(I/V U/S Flange)	1195	"	Flange	0	0	0	0	0	0
1196	22-11-2025	Manifold-2704 M/S Pump Suction-2704 line 1st / east(I/V D/S Flange)	1196	"	Flange	0	0	0	0	0	0
1197	22-11-2025	Manifold-2704 M/S Pump Suction-2704 line 1st / east(I/V Flange (Bonnet)	1197	"	Flange	0	0	0	0	0	0
1198	22-11-2025	Manifold-2704 M/S Pump Suction-2704 line 2nd/middle(I/V Gland)	1198	"	Valve	0	0	0	0	0	0
1199	22-11-2025	Manifold-2704 M/S Pump Suction-2704 line 2nd/middle(I/V U/S Flange)	1199	"	Flange	0	0	0	0	0	0
1200	22-11-2025	Manifold-2704 M/S Pump Suction-2704 line 2nd/middle(I/V D/S Flange)	1200	"	Flange	0	0	0	0	0	0
1201	22-11-2025	Manifold-2704 M/S Pump Suction-2704 line 2nd/middle(I/V Flange (Bonnet)	1201	"	Flange	0	0	0	0	0	0
1202	22-11-2025	Manifold-2704 M/S Pump Suction-2704 line 3rd/west(I/V Gland)	1202	"	Valve	0	0	0	0	0	0
1203	22-11-2025	Manifold-2704 M/S Pump Suction-2704 line 3rd/west(I/V U/S Flange)	1203	"	Flange	0	0	0	0	0	0
1204	22-11-2025	Manifold-2704 M/S Pump Suction-2704 line 3rd/west(I/V D/S Flange)	1204	"	Flange	0	0	0	0	0	0
1205	22-11-2025	Manifold-2704 M/S Pump Suction-2704 line 3rd/west(I/V Flange (Bonnet)	1205	"	Flange	0	0	0	0	0	0
1206	22-11-2025	Manifold-2704 Pipe line-2704 line 1st / west(I/V Gland)	1206	10 Inch	Valve	27.1	0.000072	0.001734592	27.1	0.000072	0.001734592
1207	22-11-2025	Manifold-2704 Pipe line-2704 line 1st / west(I/V U/S Flange)	1207	"	Flange	0	0	0	0	0	0

Sr.No.	Date	Location	Tag No.	Line Size	Componenet Type	Screening Value (PPM) before Repair	Emission Kg/Hr	Emission Kg/day	Screening Value (PPM) afterRepair	Emission Kg/Hr	Emission Kg/day
1208	22-11-2025	Manifold-2704 Pipe line-2704 line 1st / west(I/V D/S Flange)	1208	"	Flange	0	0	0	0	0	0
1209	22-11-2025	Manifold-2704 Pipe line-2704 line 1st / west(I/V Flange (Bonnet)	1209	"	Flange	0	0	0	0	0	0
1210	22-11-2025	Manifold-2704 Pipe line-2704 line 2nd/middle(I/V Gland)	1210	"	Valve	0	0	0	0	0	0
1211	22-11-2025	Manifold-2704 Pipe line-2704 line 2nd/middle(I/V U/S Flange)	1211	"	Flange	0	0	0	0	0	0
1212	22-11-2025	Manifold-2704 Pipe line-2704 line 2nd/middle(I/V D/S Flange)	1212	"	Flange	0	0	0	0	0	0
1213	22-11-2025	Manifold-2704 Pipe line-2704 line 2nd/middle(I/V Flange (Bonnet)	1213	"	Flange	0	0	0	0	0	0
1214	22-11-2025	Manifold-2704 Pipe line-2704 line 3rd/east(I/V Gland)	1214		Valve	209	0.000268	0.006438207	209	0.000268	0.006438207
1215	22-11-2025	Manifold-2704 Pipe line-2704 line 3rd/east(I/V U/S Flange)	1215	"	Flange	0	0	0	0	0	0
1216	22-11-2025	Manifold-2704 Pipe line-2704 line 3rd/east(I/V D/S Flange)	1216	"	Flange	0	0	0	0	0	0
1217	22-11-2025	Manifold-2704 Pipe line-2704 line 3rd/east(I/V Flange (Bonnet)	1217	"	Flange	0	0	0	0	0	0
1218	22-11-2025	Manifold-2704 M/S Unloding-2704 line 1st / east (I/V Gland)	1218	3 Inch	Valve	1386	0.000904	0.021689174	1386	0.000904	0.021689174
1219	22-11-2025	Manifold-2704 M/S Unloding-2704 line 1st / east (I/V U/S Flange)	1219	"	Flange	0	0	0	0	0	0
1220	22-11-2025	Manifold-2704 M/S Unloding-2704 line 1st / east (I/V D/S Flange)	1220	"	Flange	0	0	0	0	0	0
1221	22-11-2025	Manifold-2704 M/S Unloding-2704 line 1st / east (I/V Flange (Bonnet)	1221	"	Flange	0	0	0	0	0	0
1222	22-11-2025	Manifold-2704 M/S Unloding-2704 line 2nd/middle(I/V Gland)	1222	"	Valve	0	0	0	0	0	0
1223	22-11-2025	Manifold-2704 M/S Unloding-2704 line 2nd/middle(I/V U/S Flange)	1223	"	Flange	0	0	0	0	0	0
1224	22-11-2025	Manifold-2704 M/S Unloding-2704 line 2nd/middle(I/V D/S Flange)	1224	"	Flange	0	0	0	0	0	0
1225	22-11-2025	Manifold-2704 M/S Unloding-2704 line 2nd/middle(I/V Flange (Bonnet)	1225	"	Flange	0	0	0	0	0	0
1226	22-11-2025	Manifold-2704 M/S Unloding-2704 line 3rd/west(I/V Gland)	1226	"	Valve	233.3	0.000288	0.006909272	233.3	0.000288	0.006909272
1227	22-11-2025	Manifold-2704 M/S Unloding-2704 line 3rd/west(I/V U/S Flange)	1227	"	Flange	0	0	0	0	0	0
1228	22-11-2025	Manifold-2704 M/S Unloding-2704 line 3rd/west(I/V D/S Flange)	1228	"	Flange	0	0	0	0	0	0
1229	22-11-2025	Manifold-2704 M/S Unloding-2704 line 3rd/west(I/V Flange (Bonnet)	1229	"	Flange	0	0	0	0	0	0
1230	22-11-2025	Manifold-2704 SRN R/D-2704 line 1st / east(I/V Gland)	1230	4 Inch	Valve	0	0	0	0	0	0
1231	22-11-2025	Manifold-2704 SRN R/D-2704 line 1st / east(I/V U/S Flange)	1231	"	Flange	0	0	0	0	0	0
1232	22-11-2025	Manifold-2704 SRN R/D-2704 line 1st / east(I/V D/S Flange)	1232	"	Flange	0	0	0	0	0	0
1233	22-11-2025	Manifold-2704 SRN R/D-2704 line 1st / east(I/V Flange (Bonnet)	1233	"	Flange	0	0	0	0	0	0
1234	22-11-2025	Manifold-2704 SRN R/D-2704 line 2nd/middle(I/V Gland)	1234	"	Valve	0	0	0	0	0	0
1235	22-11-2025	Manifold-2704 SRN R/D-2704 line 2nd/middle(I/V U/S Flange)	1235	"	Flange	0	0	0	0	0	0
1236	22-11-2025	Manifold-2704 SRN R/D-2704 line 2nd/middle(I/V D/S Flange)	1236	"	Flange	0	0	0	0	0	0
1237	22-11-2025	Manifold-2704 SRN R/D-2704 line 2nd/middle(I/V Flange (Bonnet)	1237	"	Flange	0	0	0	0	0	0
1238	22-11-2025	Manifold-2704 SRN R/D-2704 line 3rd/west(I/V Gland)	1238	"	Valve	0	0	0	0	0	0
1239	22-11-2025	Manifold-2704 SRN R/D-2704 line 3rd/west(I/V U/S Flange)	1239	"	Flange	0	0	0	0	0	0
1240	22-11-2025	Manifold-2704 SRN R/D-2704 line 3rd/west(I/V D/S Flange)	1240	"	Flange	0	0	0	0	0	0
1241	22-11-2025	Manifold-2704 SRN R/D-2704 line 3rd/west(I/V Flange (Bonnet)	1241	"	Flange	0	0	0	0	0	0
1242	22-11-2025	Manifold-2704 M.A R/D - 2704 line 1st / east(I/V Gland)	1242	6 Inch	Valve	0	0	0	0	0	0
1243	22-11-2025	Manifold-2704 M.A R/D - 2704 line 1st / east(I/V U/S Flange)	1243	"	Flange	0	0	0	0	0	0
1244	22-11-2025	Manifold-2704 M.A R/D - 2704 line 1st / east(I/V D/S Flange)	1244	"	Flange	0	0	0	0	0	0
1245	22-11-2025	Manifold-2704 M.A R/D - 2704 line 1st / east(I/V Flange (Bonnet)	1245	"	Flange	0	0	0	0	0	0
1246	22-11-2025	Manifold-2704 M.A R/D - 2704 line 2nd/middle(I/V Gland)	1246	"	Valve	0	0	0	0	0	0
1247	22-11-2025	Manifold-2704 M.A R/D - 2704 line 2nd/middle(I/V U/S Flange)	1247	"	Flange	0	0	0	0	0	0

Sr.No.	Date	Location	Tag No.	Line Size	Componenet Type	Screening Value (PPM) before Repair	Emission Kg/Hr	Emission Kg/day	Screening Value (PPM) afterRepair	Emission Kg/Hr	Emission Kg/day
1248	22-11-2025	Manifold-2704 M.A R/D - 2704 line 2nd/middle(I/V D/S Flange)	1248	"	Flange	0	0	0	0	0	0
1249	22-11-2025	Manifold-2704 M.A R/D - 2704 line 2nd/middle(I/V Flange (Bonnet)	1249	"	Flange	0	0	0	0	0	0
1250	22-11-2025	Manifold-2704 M.A R/D - 2704 line 3rd/west(I/V Gland)	1250	"	Valve	0	0	0	0	0	0
1251	22-11-2025	Manifold-2704 M.A R/D - 2704 line 3rd/west(I/V U/S Flange)	1251	"	Flange	0	0	0	0	0	0
1252	22-11-2025	Manifold-2704 M.A R/D - 2704 line 3rd/west(I/V D/S Flange)	1252	"	Flange	0	0	0	0	0	0
1253	22-11-2025	Manifold-2704 M.A R/D - 2704 line 3rd/west(I/V Flange (Bonnet)	1253	"	Flange	0	0	0	0	0	0
1254	22-11-2025	Manifold-2704 Jet Mixing 2704 (I/V Gland)	1254	8 Inch	Valve	0	0	0	0	0	0
1255	22-11-2025	Manifold-2704 Jet Mixing 2704 (I/V U/S Flange)	1255	"	Flange	0	0	0	0	0	0
1256	22-11-2025	Manifold-2704 Jet Mixing 2704 (I/V D/S Flange)	1256	"	Flange	0	0	0	0	0	0
1257	22-11-2025	Manifold-2704 Jet Mixing 2704 (I/V Flange (Bonnet)	1257	"	Flange	0	0	0	0	0	0
1258	22-11-2025	47-MOV-1125 west side(I/V Gland)	1258	16 Inch	Valve	152.7	0.000219	0.00526327	152.7	0.000219	0.00526327
1259	22-11-2025	47-MOV-1125 west side(I/V U/S Flange)	1259	"	Flange	0	0	0	0	0	0
1260	22-11-2025	47-MOV-1125 west side(I/V D/S Flange)	1260	"	Flange	0	0	0	0	0	0
1261	22-11-2025	47-MOV-1125 west side(I/V Flange (Bonnet)	1261	"	Flange	0	0	0	0	0	0
1262	22-11-2025	47-MOV-1125 east side(I/V Gland)	1262	"	Valve	0	0	0	0	0	0
1263	22-11-2025	47-MOV-1125 east side(I/V U/S Flange)	1263	"	Flange	0	0	0	0	0	0
1264	22-11-2025	47-MOV-1125 east side(I/V D/S Flange)	1264	"	Flange	0	0	0	0	0	0
1265	22-11-2025	47-MOV-1125 east side(I/V Flange (Bonnet)	1265	"	Flange	0	0	0	0	0	0
1266	22-11-2025	Manifold-2601 CDU-I SRN R/D line 1st/West (I/V Gland)	1266	4 Inch	Valve	0	0	0	0	0	0
1267	22-11-2025	Manifold-2601 CDU-I SRN R/D line 1st/West (I/V U/S Flange)	1267	"	Flange	0	0	0	0	0	0
1268	22-11-2025	Manifold-2601 CDU-I SRN R/D line 1st/West (I/V D/S Flange)	1268	"	Flange	0	0	0	0	0	0
1269	22-11-2025	Manifold-2601 CDU-I SRN R/D line 1st/West (I/V Flange (Bonnet)	1269	"	Flange	0	0	0	0	0	0
1270	22-11-2025	Manifold-2601 CDU-I SRN R/D line 2nd/middle(I/V Gland)	1270	"	Valve	0	0	0	0	0	0
1271	22-11-2025	Manifold-2601 CDU-I SRN R/D line 2nd/middle(I/V U/S Flange)	1271	"	Flange	0	0	0	0	0	0
1272	22-11-2025	Manifold-2601 CDU-I SRN R/D line 2nd/middle(I/V D/S Flange)	1272	"	Flange	0	0	0	0	0	0
1273	22-11-2025	Manifold-2601 CDU-I SRN R/D line 2nd/middle(I/V Flange (Bonnet)	1273	"	Flange	0	0	0	0	0	0
1274	22-11-2025	Manifold-2601 CDU-I SRN R/D line 3rd/east (I/V Gland)	1274	"	Valve	0	0	0	0	0	0
1275	22-11-2025	Manifold-2601 CDU-I SRN R/D line 3rd/east (I/V U/S Flange)	1275	"	Flange	0	0	0	0	0	0
1276	22-11-2025	Manifold-2601 CDU-I SRN R/D line 3rd/east (I/V D/S Flange)	1276	"	Flange	0	0	0	0	0	0
1277	22-11-2025	Manifold-2601 CDU-I SRN R/D line 3rd/east (I/V Flange (Bonnet)	1277	"	Flange	0	0	0	0	0	0
1278	22-11-2025	Manifold-2602 CDU-I SRN R/D line 1st/west(I/V Gland)	1278	4 Inch	Valve	0	0	0	0	0	0
1279	22-11-2025	Manifold-2602 CDU-I SRN R/D line 1st/west(I/V U/S Flange)	1279	"	Flange	0	0	0	0	0	0
1280	22-11-2025	Manifold-2602 CDU-I SRN R/D line 1st/west(I/V D/S Flange)	1280	"	Flange	0	0	0	0	0	0
1281	22-11-2025	Manifold-2602 CDU-I SRN R/D line 1st/west(I/V Flange (Bonnet)	1281	"	Flange	0	0	0	0	0	0
1282	22-11-2025	Manifold-2602 CDU-I SRN R/D line 2nd/middle(I/V Gland)	1282	"	Valve	0	0	0	0	0	0
1283	22-11-2025	Manifold-2602 CDU-I SRN R/D line 2nd/middle(I/V U/S Flange)	1283	"	Flange	0	0	0	0	0	0
1284	22-11-2025	Manifold-2602 CDU-I SRN R/D line 2nd/middle(I/V D/S Flange)	1284	"	Flange	0	0	0	0	0	0
1285	22-11-2025	Manifold-2602 CDU-I SRN R/D line 2nd/middle(I/V Flange (Bonnet)	1285	"	Flange	0	0	0	0	0	0
1286	22-11-2025	Manifold-2602 CDU-I SRN R/D line 3rd/east(I/V Gland)	1286	"	Valve	0	0	0	0	0	0
1287	22-11-2025	Manifold-2602 CDU-I SRN R/D line 3rd/east(I/V U/S Flange)	1287	"	Flange	0	0	0	0	0	0

Sr.No.	Date	Location	Tag No.	Line Size	Componenet Type	Screening Value (PPM) before Repair	Emission Kg/Hr	Emission Kg/day	Screening Value (PPM) afterRepair	Emission Kg/Hr	Emission Kg/day
1288	22-11-2025	Manifold-2602 CDU-I SRN R/D line 3rd/east(I/V D/S Flange)	1288	"	Flange	0	0	0	0	0	0
1289	22-11-2025	Manifold-2602 CDU-I SRN R/D line 3rd/east(I/V Flange (Bonnet)	1289	"	Flange	0	0	0	0	0	0
1290	22-11-2025	Manifold - 2605 JET MIXING-2605 1st/west(I/V Gland)	1290	6 Inch	Valve	0	0	0	0	0	0
1291	22-11-2025	Manifold - 2605 JET MIXING-2605 1st/west(I/V U/S Flange)	1291	"	Flange	0	0	0	0	0	0
1292	22-11-2025	Manifold - 2605 JET MIXING-2605 1st/west(I/V D/S Flange)	1292	"	Flange	0	0	0	0	0	0
1293	22-11-2025	Manifold - 2605 JET MIXING-2605 1st/west(I/V Flange (Bonnet)	1293	"	Flange	0	0	0	0	0	0
1294	22-11-2025	Manifold - 2605 JET MIXING-2605 2nd/middle (I/V Gland)	1294	"	Valve	0	0	0	0	0	0
1295	22-11-2025	Manifold - 2605 JET MIXING-2605 2nd/middle (I/V U/S Flange)	1295	"	Flange	0	0	0	0	0	0
1296	22-11-2025	Manifold - 2605 JET MIXING-2605 2nd/middle (I/V D/S Flange)	1296	"	Flange	0	0	0	0	0	0
1297	22-11-2025	Manifold - 2605 JET MIXING-2605 2nd/middle (I/V Flange (Bonnet)	1297	"	Flange	0	0	0	0	0	0
1298	22-11-2025	Manifold - 2605 JET MIXING-2605 3rd/east (I/V Gland)	1298	"	Valve	0	0	0	0	0	0
1299	22-11-2025	Manifold - 2605 JET MIXING-2605 3rd/east (I/V U/S Flange)	1299	"	Flange	0	0	0	0	0	0
1300	22-11-2025	Manifold - 2605 JET MIXING-2605 3rd/east (I/V D/S Flange)	1300	"	Flange	0	0	0	0	0	0
1301	22-11-2025	Manifold - 2605 JET MIXING-2605 3rd/east (I/V Flange (Bonnet)	1301	"	Flange	0	0	0	0	0	0
1302	22-11-2025	Manifold - 2605 CN R/D-2605 1st/west (I/V Gland)	1302	3 Inch	Valve	0	0	0	0	0	0
1303	22-11-2025	Manifold - 2605 CN R/D-2605 1st/west (I/V U/S Flange)	1303	"	Flange	0	0	0	0	0	0
1304	22-11-2025	Manifold - 2605 CN R/D-2605 1st/west (I/V D/S Flange)	1304	"	Flange	0	0	0	0	0	0
1305	22-11-2025	Manifold - 2605 CN R/D-2605 1st/west (I/V Flange (Bonnet)	1305	"	Flange	0	0	0	0	0	0
1306	22-11-2025	Manifold - 2605 CN R/D-2605 2nd/middle (I/V Gland)	1306	"	Valve	0	0	0	0	0	0
1307	22-11-2025	Manifold - 2605 CN R/D-2605 2nd/middle (I/V U/S Flange)	1307	"	Flange	0	0	0	0	0	0
1308	22-11-2025	Manifold - 2605 CN R/D-2605 2nd/middle (I/V D/S Flange)	1308	"	Flange	0	0	0	0	0	0
1309	22-11-2025	Manifold - 2605 CN R/D-2605 2nd/middle (I/V Flange (Bonnet)	1309	"	Flange	0	0	0	0	0	0
1310	22-11-2025	Manifold - 2605 CN R/D-2605 3rd/east (I/V Gland)	1310	"	Valve	0	0	0	0	0	0
1311	22-11-2025	Manifold - 2605 CN R/D-2605 3rd/east (I/V U/S Flange)	1311	"	Flange	0	0	0	0	0	0
1312	22-11-2025	Manifold - 2605 CN R/D-2605 3rd/east (I/V D/S Flange)	1312	"	Flange	0	0	0	0	0	0
1313	22-11-2025	Manifold - 2605 CN R/D-2605 3rd/east (I/V Flange (Bonnet)	1313	"	Flange	0	0	0	0	0	0
1314	22-11-2025	Manifold - 2605 M.A R/D-2605 1st/west (I/V Gland)	1314	6 Inch	Valve	0	0	0	0	0	0
1315	22-11-2025	Manifold - 2605 M.A R/D-2605 1st/west (I/V U/S Flange)	1315	"	Flange	0	0	0	0	0	0
1316	22-11-2025	Manifold - 2605 M.A R/D-2605 1st/west (I/V D/S Flange)	1316	"	Flange	0	0	0	0	0	0
1317	22-11-2025	Manifold - 2605 M.A R/D-2605 1st/west (I/V Flange (Bonnet)	1317	"	Flange	0	0	0	0	0	0
1318	22-11-2025	Manifold - 2605 M.A R/D-2605 2nd/middle (I/V Gland)	1318	"	Valve	0	0	0	0	0	0
1319	22-11-2025	Manifold - 2605 M.A R/D-2605 2nd/middle (I/V U/S Flange)	1319	"	Flange	0	0	0	0	0	0
1320	22-11-2025	Manifold - 2605 M.A R/D-2605 2nd/middle (I/V D/S Flange)	1320	"	Flange	0	0	0	0	0	0
1321	22-11-2025	Manifold - 2605 M.A R/D-2605 2nd/middle (I/V Flange (Bonnet)	1321	"	Flange	0	0	0	0	0	0
1322	22-11-2025	Manifold - 2605 M.A R/D-2605 3rd/east (I/V Gland)	1322	"	Valve	0	0	0	0	0	0
1323	22-11-2025	Manifold - 2605 M.A R/D-2605 3rd/east (I/V U/S Flange)	1323	"	Flange	0	0	0	0	0	0
1324	22-11-2025	Manifold - 2605 M.A R/D-2605 3rd/east (I/V D/S Flange)	1324	"	Flange	0	0	0	0	0	0
1325	22-11-2025	Manifold - 2605 M.A R/D-2605 3rd/east (I/V Flange (Bonnet)	1325	"	Flange	0	0	0	0	0	0
1326	22-11-2025	Manifold - 2605 CDU-II SRN R/D-2605 1st/west (I/V Gland)	1326	6 Inch	Valve	0	0	0	0	0	0
1327	22-11-2025	Manifold - 2605 CDU-II SRN R/D-2605 1st/west (I/V U/S Flange)	1327	"	Flange	0	0	0	0	0	0

Sr.No.	Date	Location	Tag No.	Line Size	Componenet Type	Screening Value (PPM) before Repair	Emission Kg/Hr	Emission Kg/day	Screening Value (PPM) afterRepair	Emission Kg/Hr	Emission Kg/day
1328	22-11-2025	Manifold - 2605 CDU-II SRN R/D-2605 1st/west (I/V D/S Flange)	1328	"	Flange	0	0	0	0	0	0
1329	22-11-2025	Manifold - 2605 CDU-II SRN R/D-2605 1st/west (I/V Flange (Bonnet)	1329	"	Flange	0	0	0	0	0	0
1330	22-11-2025	Manifold - 2605 CDU-II SRN R/D-2605 2nd/middle (I/V Gland)	1330	"	Valve	0	0	0	0	0	0
1331	22-11-2025	Manifold - 2605 CDU-II SRN R/D-2605 2nd/middle (I/V U/S Flange)	1331	"	Flange	0	0	0	0	0	0
1332	22-11-2025	Manifold - 2605 CDU-II SRN R/D-2605 2nd/middle (I/V D/S Flange)	1332	"	Flange	0	0	0	0	0	0
1333	22-11-2025	Manifold - 2605 CDU-II SRN R/D-2605 2nd/middle (I/V Flange (Bonnet)	1333	"	Flange	0	0	0	0	0	0
1334	22-11-2025	Manifold - 2605 CDU-II SRN R/D-2605 3rd/east (I/V Gland)	1334	"	Valve	0	0	0	0	0	0
1335	22-11-2025	Manifold - 2605 CDU-II SRN R/D-2605 3rd/east (I/V U/S Flange)	1335	"	Flange	0	0	0	0	0	0
1336	22-11-2025	Manifold - 2605 CDU-II SRN R/D-2605 3rd/east (I/V D/S Flange)	1336	"	Flange	0	0	0	0	0	0
1337	22-11-2025	Manifold - 2605 CDU-II SRN R/D-2605 3rd/east (I/V Flange (Bonnet)	1337	"	Flange	0	0	0	0	0	0
1338	22-11-2025	Manifold - 2605 CDU-I SRN R/D-2605 1st/west (I/V Gland)	1338	4 Inch	Valve	52.6	0.000111	0.00265 5241	52.6	0.000111	0.002655 241
1339	22-11-2025	Manifold - 2605 CDU-I SRN R/D-2605 1st/west (I/V U/S Flange)	1339	"	Flange	0	0	0	0	0	0
1340	22-11-2025	Manifold - 2605 CDU-I SRN R/D-2605 1st/west (I/V D/S Flange)	1340	"	Flange	0	0	0	0	0	0
1341	22-11-2025	Manifold - 2605 CDU-I SRN R/D-2605 1st/west (I/V Flange (Bonnet)	1341	"	Flange	0	0	0	0	0	0
1342	22-11-2025	Manifold - 2605 CDU-I SRN R/D-2605 2nd/middle (I/V Gland)	1342	"	Valve	0	0	0	0	0	0
1343	22-11-2025	Manifold - 2605 CDU-I SRN R/D-2605 2nd/middle (I/V U/S Flange)	1343	"	Flange	0	0	0	0	0	0
1344	22-11-2025	Manifold - 2605 CDU-I SRN R/D-2605 2nd/middle (I/V D/S Flange)	1344	"	Flange	0	0	0	0	0	0
1345	22-11-2025	Manifold - 2605 CDU-I SRN R/D-2605 2nd/middle (I/V Flange (Bonnet)	1345	"	Flange	0	0	0	0	0	0
1346	22-11-2025	Manifold - 2605 CDU-I SRN R/D-2605 3rd/east (I/V Gland)	1346	"	Valve	0	0	0	0	0	0
1347	22-11-2025	Manifold - 2605 CDU-I SRN R/D-2605 3rd/east (I/V U/S Flange)	1347	"	Flange	0	0	0	0	0	0
1348	22-11-2025	Manifold - 2605 CDU-I SRN R/D-2605 3rd/east (I/V D/S Flange)	1348	"	Flange	0	0	0	0	0	0
1349	22-11-2025	Manifold - 2605 CDU-I SRN R/D-2605 3rd/east (I/V Flange (Bonnet)	1349	"	Flange	0	0	0	0	0	0
1350	22-11-2025	Manifold - 2605 GSPL-2605 1st /east (I/V Gland)	1350	16 Inch	Valve	0	0	0	0	0	0
1351	22-11-2025	Manifold - 2605 GSPL-2605 1st /east (I/V U/S Flange)	1351	"	Flange	0	0	0	0	0	0
1352	22-11-2025	Manifold - 2605 GSPL-2605 1st /east (I/V D/S Flange)	1352	"	Flange	0	0	0	0	0	0
1353	22-11-2025	Manifold - 2605 GSPL-2605 1st /east (I/V Flange (Bonnet)	1353	"	Flange	0	0	0	0	0	0
1354	22-11-2025	Manifold - 2605 GSPL-2605 2nd/middle (I/V Gland)	1354	"	Valve	0	0	0	0	0	0
1355	22-11-2025	Manifold - 2605 GSPL-2605 2nd/middle (I/V U/S Flange)	1355	"	Flange	0	0	0	0	0	0
1356	22-11-2025	Manifold - 2605 GSPL-2605 2nd/middle (I/V D/S Flange)	1356	"	Flange	0	0	0	0	0	0
1357	22-11-2025	Manifold - 2605 GSPL-2605 2nd/middle (I/V Flange (Bonnet)	1357	"	Flange	0	0	0	0	0	0
1358	22-11-2025	Manifold - 2605 GSPL-2605 3rd/west (I/V Gland)	1358	"	Valve	0	0	0	0	0	0
1359	22-11-2025	Manifold - 2605 GSPL-2605 3rd/west (I/V U/S Flange)	1359	"	Flange	0	0	0	0	0	0
1360	22-11-2025	Manifold - 2605 GSPL-2605 3rd/west (I/V D/S Flange)	1360	"	Flange	0	0	0	0	0	0
1361	22-11-2025	Manifold - 2605 GSPL-2605 3rd/west (I/V Flange (Bonnet)	1361	"	Flange	0	0	0	0	0	0
1362	22-11-2025	Manifold - 2605 Pump suction-2505 1st/east (I/V Gland)	1362	16 Inch	Valve	0	0	0	0	0	0
1363	22-11-2025	Manifold - 2605 Pump suction-2505 1st/east (I/V U/S Flange)	1363	"	Flange	0	0	0	0	0	0
1364	22-11-2025	Manifold - 2605 Pump suction-2505 1st/east (I/V D/S Flange)	1364	"	Flange	0	0	0	0	0	0
1365	22-11-2025	Manifold - 2605 Pump suction-2505 1st/east (I/V Flange (Bonnet)	1365	"	Flange	0	0	0	0	0	0
1366	22-11-2025	Manifold - 2605 Pump suction-2505 2nd/middle (I/V Gland)	1366	"	Valve	0	0	0	0	0	0

Sr.No.	Date	Location	Tag No.	Line Size	Componenet Type	Screening Value (PPM) before Repair	Emission Kg/Hr	Emission Kg/day	Screening Value (PPM) afterRepair	Emission Kg/Hr	Emission Kg/day
1367	22-11-2025	Manifold - 2605 Pump suction-2505 2nd/middle (I/V U/S Flange)	1367	"	Flange	0	0	0	0	0	0
1368	22-11-2025	Manifold - 2605 Pump suction-2505 2nd/middle (I/V D/S Flange)	1368	"	Flange	0	0	0	0	0	0
1369	22-11-2025	Manifold - 2605 Pump suction-2505 2nd/middle (I/V Flange (Bonnet)	1369	"	Flange	0	0	0	0	0	0
1370	22-11-2025	Manifold - 2605 Pump suction-2505 3rd/west (I/V Gland)	1370	"	Valve	0	0	0	0	0	0
1371	22-11-2025	Manifold - 2605 Pump suction-2505 3rd/west (I/V U/S Flange)	1371	"	Flange	0	0	0	0	0	0
1372	22-11-2025	Manifold - 2605 Pump suction-2505 3rd/west (I/V D/S Flange)	1372	"	Flange	0	0	0	0	0	0
1373	22-11-2025	Manifold - 2605 Pump suction-2505 3rd/west (I/V Flange (Bonnet)	1373	"	Flange	0	0	0	0	0	0
1374	24-11-2025	MSQ Manifold-2606 Pump suction-47-P-106A/B TK-2606 1st/east(I/V Gland)	1374	6 Inch	Valve	0	0	0	0	0	0
1375	24-11-2025	MSQ Manifold-2606 Pump suction-47-P-106A/B TK-2606 1st/east(I/V U/S Flange)	1375	"	Flange	0	0	0	0	0	0
1376	24-11-2025	MSQ Manifold-2606 Pump suction-47-P-106A/B TK-2606 1st/east(I/V D/S Flange)	1376	"	Flange	0	0	0	0	0	0
1377	24-11-2025	MSQ Manifold-2606 Pump suction-47-P-106A/B TK-2606 1st/east(I/V Flange (Bonnet)	1377	"	Flange	0	0	0	0	0	0
1378	24-11-2025	MSQ Manifold-2606 Pump suction-47-P-106A/B TK-2606 2nd/middle (I/V Gland)	1378	"	Valve	0	0	0	0	0	0
1379	24-11-2025	MSQ Manifold-2606 Pump suction-47-P-106A/B TK-2606 2nd/middle (I/V U/S Flange)	1379	"	Flange	0	0	0	0	0	0
1380	24-11-2025	MSQ Manifold-2606 Pump suction-47-P-106A/B TK-2606 2nd/middle (I/V D/S Flange)	1380	"	Flange	0	0	0	0	0	0
1381	24-11-2025	MSQ Manifold-2606 Pump suction-47-P-106A/B TK-2606 2nd/middle (I/V Flange (Bonnet)	1381	"	Flange	0	0	0	0	0	0
1382	24-11-2025	MSQ Manifold-2606 Pump suction-47-P-106A/B TK-2606 3rd/west (I/V Gland)	1382	"	Valve	0	0	0	0	0	0
1383	24-11-2025	MSQ Manifold-2606 Pump suction-47-P-106A/B TK-2606 3rd/west (I/V U/S Flange)	1383	"	Flange	0	0	0	0	0	0
1384	24-11-2025	MSQ Manifold-2606 Pump suction-47-P-106A/B TK-2606 3rd/west (I/V D/S Flange)	1384	"	Flange	0	0	0	0	0	0
1385	24-11-2025	MSQ Manifold-2606 Pump suction-47-P-106A/B TK-2606 3rd/west (I/V Flange (Bonnet)	1385	"	Flange	0	0	0	0	0	0
1386	24-11-2025	MSQ Manifold-2606 MTBE To Tank-2606 1st/west(I/V Gland)	1386	3 Inch	Valve	0	0	0	0	0	0
1387	24-11-2025	MSQ Manifold-2606 MTBE To Tank-2606 1st/west(I/V U/S Flange)	1387	"	Flange	0	0	0	0	0	0
1388	24-11-2025	MSQ Manifold-2606 MTBE To Tank-2606 1st/west(I/V D/S Flange)	1388	"	Flange	0	0	0	0	0	0
1389	24-11-2025	MSQ Manifold-2606 MTBE To Tank-2606 1st/west(I/V Flange (Bonnet)	1389	"	Flange	0	0	0	0	0	0
1390	24-11-2025	MSQ Manifold-2606 MTBE To Tank-2606 2nd/middle (I/V Gland)	1390	"	Valve	0	0	0	0	0	0
1391	24-11-2025	MSQ Manifold-2606 MTBE To Tank-2606 2nd/middle (I/V U/S Flange)	1391	"	Flange	0	0	0	0	0	0
1392	24-11-2025	MSQ Manifold-2606 MTBE To Tank-2606 2nd/middle (I/V D/S Flange)	1392	"	Flange	0	0	0	0	0	0
1393	24-11-2025	MSQ Manifold-2606 MTBE To Tank-2606 2nd/middle (I/V Flange (Bonnet)	1393	"	Flange	0	0	0	0	0	0
1394	24-11-2025	MSQ Manifold-2606 MTBE To Tank-2606 3rd/east (I/V Gland)	1394	"	Valve	0	0	0	0	0	0
1395	24-11-2025	MSQ Manifold-2606 MTBE To Tank-2606 3rd/east (I/V U/S Flange)	1395	"	Flange	0	0	0	0	0	0
1396	24-11-2025	MSQ Manifold-2606 MTBE To Tank-2606 3rd/east (I/V D/S Flange)	1396	"	Flange	0	0	0	0	0	0
1397	24-11-2025	MSQ Manifold-2606 MTBE To Tank-2606 3rd/east (I/V Flange (Bonnet)	1397	"	Flange	0	0	0	0	0	0
1398	24-11-2025	MSQ Manifold-2606 MTBE To Tank-2606 1st/west(I/V Gland)	1398	3 Inch	Valve	0	0	0	0	0	0
1399	24-11-2025	MSQ Manifold-2606 MTBE To Tank-2606 1st/west(I/V U/S Flange)	1399	"	Flange	0	0	0	0	0	0
1400	24-11-2025	MSQ Manifold-2606 MTBE To Tank-2606 1st/west(I/V D/S Flange)	1400	"	Flange	0	0	0	0	0	0
1401	24-11-2025	MSQ Manifold-2606 MTBE To Tank-2606 1st/west(I/V Flange (Bonnet)	1401	"	Flange	0	0	0	0	0	0

Sr.No.	Date	Location	Tag No.	Line Size	Componenet Type	Screening Value (PPM) before Repair	Emission Kg/Hr	Emission Kg/day	Screening Value (PPM) afterRepair	Emission Kg/Hr	Emission Kg/day
1402	24-11-2025	MSQ Manifold-2606 MTBE To Tank-2606 2nd/middle (I/V Gland)	1402	"	Valve	0	0	0	0	0	0
1403	24-11-2025	MSQ Manifold-2606 MTBE To Tank-2606 2nd/middle (I/V U/S Flange)	1403	"	Flange	0	0	0	0	0	0
1404	24-11-2025	MSQ Manifold-2606 MTBE To Tank-2606 2nd/middle (I/V D/S Flange)	1404	"	Flange	0	0	0	0	0	0
1405	24-11-2025	MSQ Manifold-2606 MTBE To Tank-2606 2nd/middle (I/V Flange (Bonnet)	1405	"	Flange	0	0	0	0	0	0
1406	24-11-2025	MSQ Manifold-2606 MTBE To Tank-2606 3rd/west (I/V Gland)	1406	"	Valve	0	0	0	0	0	0
1407	24-11-2025	MSQ Manifold-2606 MTBE To Tank-2606 3rd/west (I/V U/S Flange)	1407	"	Flange	0	0	0	0	0	0
1408	24-11-2025	MSQ Manifold-2606 MTBE To Tank-2606 3rd/west (I/V D/S Flange)	1408	"	Flange	0	0	0	0	0	0
1409	24-11-2025	MSQ Manifold-2606 MTBE To Tank-2606 3rd/west (I/V Flange (Bonnet)	1409	"	Flange	0	0	0	0	0	0
1410	24-11-2025	MSQ Manifold-2606 E-IV MS R/D TK-2606 1st/west (I/V Gland)	1410	3 Inch	Valve	0	0	0	0	0	0
1411	24-11-2025	MSQ Manifold-2606 E-IV MS R/D TK-2606 1st/west (I/V U/S Flange)	1411	"	Flange	0	0	0	0	0	0
1412	24-11-2025	MSQ Manifold-2606 E-IV MS R/D TK-2606 1st/west (I/V D/S Flange)	1412	"	Flange	0	0	0	0	0	0
1413	24-11-2025	MSQ Manifold-2606 E-IV MS R/D TK-2606 1st/west (I/V Flange (Bonnet)	1413	"	Flange	0	0	0	0	0	0
1414	24-11-2025	MSQ Manifold-2606 E-IV MS R/D TK-2606 2nd/middle (I/V Gland)	1414	"	Valve	0	0	0	0	0	0
1415	24-11-2025	MSQ Manifold-2606 E-IV MS R/D TK-2606 2nd/middle (I/V U/S Flange)	1415	"	Flange	0	0	0	0	0	0
1416	24-11-2025	MSQ Manifold-2606 E-IV MS R/D TK-2606 2nd/middle (I/V D/S Flange)	1416	"	Flange	0	0	0	0	0	0
1417	24-11-2025	MSQ Manifold-2606 E-IV MS R/D TK-2606 2nd/middle (I/V Flange (Bonnet)	1417	"	Flange	0	0	0	0	0	0
1418	24-11-2025	MSQ Manifold-2606 E-IV MS R/D TK-2606 3rd/east (I/V Gland)	1418	"	Valve	0	0	0	0	0	0
1419	24-11-2025	MSQ Manifold-2606 E-IV MS R/D TK-2606 3rd/east (I/V U/S Flange)	1419	"	Flange	0	0	0	0	0	0
1420	24-11-2025	MSQ Manifold-2606 E-IV MS R/D TK-2606 3rd/east (I/V D/S Flange)	1420	"	Flange	0	0	0	0	0	0
1421	24-11-2025	MSQ Manifold-2606 E-IV MS R/D TK-2606 3rd/east (I/V Flange (Bonnet)	1421	"	Flange	0	0	0	0	0	0
1422	24-11-2025	MSQ Manifold-2606 Pump suction-47-P-107 TK-2606 1st/west(I/V Gland)	1422	6 Inch	Valve	0	0	0	0	0	0
1423	24-11-2025	MSQ Manifold-2606 Pump suction-47-P-107 TK-2606 1st/west(I/V U/S Flange)	1423	"	Flange	0	0	0	0	0	0
1424	24-11-2025	MSQ Manifold-2606 Pump suction-47-P-107 TK-2606 1st/west(I/V D/S Flange)	1424	"	Flange	0	0	0	0	0	0
1425	24-11-2025	MSQ Manifold-2606 Pump suction-47-P-107 TK-2606 1st/west(I/V Flange (Bonnet)	1425	"	Flange	0	0	0	0	0	0
1426	24-11-2025	MSQ Manifold-2606 Pump suction-47-P-107 TK-2606 2nd/middle (I/V Gland)	1426	"	Valve	0	0	0	0	0	0
1427	24-11-2025	MSQ Manifold-2606 Pump suction-47-P-107 TK-2606 2nd/middle (I/V U/S Flange)	1427	"	Flange	0	0	0	0	0	0
1428	24-11-2025	MSQ Manifold-2606 Pump suction-47-P-107 TK-2606 2nd/middle (I/V D/S Flange)	1428	"	Flange	0	0	0	0	0	0
1429	24-11-2025	MSQ Manifold-2606 Pump suction-47-P-107 TK-2606 2nd/middle (I/V Flange (Bonnet)	1429	"	Flange	0	0	0	0	0	0
1430	24-11-2025	MSQ Manifold-2606 Pump suction-47-P-107 TK-2606 3rd/east (I/V Gland)	1430	"	Valve	0	0	0	0	0	0
1431	24-11-2025	MSQ Manifold-2606 Pump suction-47-P-107 TK-2606 3rd/east (I/V U/S Flange)	1431	"	Flange	0	0	0	0	0	0
1432	24-11-2025	MSQ Manifold-2606 Pump suction-47-P-107 TK-2606 3rd/east (I/V D/S Flange)	1432	"	Flange	0	0	0	0	0	0
1433	24-11-2025	MSQ Manifold-2606 Pump suction-47-P-107 TK-2606 3rd/east (I/V Flange (Bonnet)	1433	"	Flange	0	0	0	0	0	0
1434	24-11-2025	MSQ Manifold-2606 E-III MS R/D TK-2606 1st/west(I/V Gland)	1434	6 Inch	Valve	0	0	0	0	0	0
1435	24-11-2025	MSQ Manifold-2606 E-III MS R/D TK-2606 1st/west(I/V U/S Flange)	1435	"	Flange	0	0	0	0	0	0

Sr.No.	Date	Location	Tag No.	Line Size	Componenet Type	Screening Value (PPM) before Repair	Emission Kg/Hr	Emission Kg/day	Screening Value (PPM) afterRepair	Emission Kg/Hr	Emission Kg/day
1436	24-11-2025	MSQ Manifold-2606 E-III MS R/D TK-2606 1st/west(I/V D/S Flange)	1436	"	Flange	0	0	0	0	0	0
1437	24-11-2025	MSQ Manifold-2606 E-III MS R/D TK-2606 1st/west(I/V Flange (Bonnet)	1437	"	Flange	0	0	0	0	0	0
1438	24-11-2025	MSQ Manifold-2606 E-III MS R/D TK-2606 2nd/middle (I/V Gland)	1438	"	Valve	0	0	0	0	0	0
1439	24-11-2025	MSQ Manifold-2606 E-III MS R/D TK-2606 2nd/middle (I/V U/S Flange)	1439	"	Flange	0	0	0	0	0	0
1440	24-11-2025	MSQ Manifold-2606 E-III MS R/D TK-2606 2nd/middle (I/V D/S Flange)	1440	"	Flange	0	0	0	0	0	0
1441	24-11-2025	MSQ Manifold-2606 E-III MS R/D TK-2606 2nd/middle (I/V Flange (Bonnet)	1441	"	Flange	0	0	0	0	0	0
1442	24-11-2025	MSQ Manifold-2606 E-III MS R/D TK-2606 3rd/east (I/V Gland)	1442	"	Valve	0	0	0	0	0	0
1443	24-11-2025	MSQ Manifold-2606 E-III MS R/D TK-2606 3rd/east (I/V U/S Flange)	1443	"	Flange	0	0	0	0	0	0
1444	24-11-2025	MSQ Manifold-2606 E-III MS R/D TK-2606 3rd/east (I/V D/S Flange)	1444	"	Flange	0	0	0	0	0	0
1445	24-11-2025	MSQ Manifold-2606 E-III MS R/D TK-2606 3rd/east (I/V Flange (Bonnet)	1445	"	Flange	0	0	0	0	0	0
1446	24-11-2025	Jet mixing line-2603 1st/west (I/V Gland)	1446	6 Inch	Valve	0	0	0	0	0	0
1447	24-11-2025	Jet mixing line-2603 1st/west (I/V U/S Flange)	1447	"	Flange	0	0	0	0	0	0
1448	24-11-2025	Jet mixing line-2603 1st/west (I/V D/S Flange)	1448	"	Flange	0	0	0	0	0	0
1449	24-11-2025	Jet mixing line-2603 1st/west (I/V Flange (Bonnet)	1449	"	Flange	0	0	0	0	0	0
1450	24-11-2025	Jet mixing line-2603 2nd/middle (I/V Gland)	1450	"	Valve	0	0	0	0	0	0
1451	24-11-2025	Jet mixing line-2603 2nd/middle (I/V U/S Flange)	1451	"	Flange	0	0	0	0	0	0
1452	24-11-2025	Jet mixing line-2603 2nd/middle (I/V D/S Flange)	1452	"	Flange	0	0	0	0	0	0
1453	24-11-2025	Jet mixing line-2603 2nd/middle (I/V Flange (Bonnet)	1453	"	Flange	0	0	0	0	0	0
1454	24-11-2025	Jet mixing line-2603 3rd/east (I/V Gland)	1454	"	Valve	0	0	0	0	0	0
1455	24-11-2025	Jet mixing line-2603 3rd/east (I/V U/S Flange)	1455	"	Flange	0	0	0	0	0	0
1456	24-11-2025	Jet mixing line-2603 3rd/east (I/V D/S Flange)	1456	"	Flange	0	0	0	0	0	0
1457	24-11-2025	Jet mixing line-2603 3rd/east (I/V Flange (Bonnet)	1457	"	Flange	0	0	0	0	0	0
1458	24-11-2025	C.N R/D 2603 1st/west (I/V Gland)	1458	3 Inch	Valve	0	0	0	0	0	0
1459	24-11-2025	C.N R/D 2603 1st/west (I/V U/S Flange)	1459	"	Flange	0	0	0	0	0	0
1460	24-11-2025	C.N R/D 2603 1st/west (I/V D/S Flange)	1460	"	Flange	0	0	0	0	0	0
1461	24-11-2025	C.N R/D 2603 1st/west (I/V Flange (Bonnet)	1461	"	Flange	0	0	0	0	0	0
1462	24-11-2025	C.N R/D 2603 2nd/middle (I/V Gland)	1462	"	Valve	0	0	0	0	0	0
1463	24-11-2025	C.N R/D 2603 2nd/middle (I/V U/S Flange)	1463	"	Flange	0	0	0	0	0	0
1464	24-11-2025	C.N R/D 2603 2nd/middle (I/V D/S Flange)	1464	"	Flange	0	0	0	0	0	0
1465	24-11-2025	C.N R/D 2603 2nd/middle (I/V Flange (Bonnet)	1465	"	Flange	0	0	0	0	0	0
1466	24-11-2025	C.N R/D 2603 3rd/east (I/V Gland)	1466	"	Valve	0	0	0	0	0	0
1467	24-11-2025	C.N R/D 2603 3rd/east (I/V U/S Flange)	1467	"	Flange	0	0	0	0	0	0
1468	24-11-2025	C.N R/D 2603 3rd/east (I/V D/S Flange)	1468	"	Flange	0	0	0	0	0	0
1469	24-11-2025	C.N R/D 2603 3rd/east (I/V Flange (Bonnet)	1469	"	Flange	0	0	0	0	0	0
1470	24-11-2025	M.A R/D-2603 1st/west (I/V Gland)	1470	6 Inch	Valve	0	0	0	0	0	0
1471	24-11-2025	M.A R/D-2603 1st/west (I/V U/S Flange)	1471	"	Flange	0	0	0	0	0	0
1472	24-11-2025	M.A R/D-2603 1st/west (I/V D/S Flange)	1472	"	Flange	0	0	0	0	0	0
1473	24-11-2025	M.A R/D-2603 1st/west (I/V Flange (Bonnet)	1473	"	Flange	0	0	0	0	0	0
1474	24-11-2025	M.A R/D-2603 2nd/middle (I/V Gland)	1474	"	Valve	0	0	0	0	0	0

Sr.No.	Date	Location	Tag No.	Line Size	Componenet Type	Screening Value (PPM) before Repair	Emission Kg/Hr	Emission Kg/day	Screening Value (PPM) afterRepair	Emission Kg/Hr	Emission Kg/day
1475	24-11-2025	M.A R/D-2603 2nd/middle (I/V U/S Flange)	1475	"	Flange	0	0	0	0	0	0
1476	24-11-2025	M.A R/D-2603 2nd/middle (I/V D/S Flange)	1476	"	Flange	0	0	0	0	0	0
1477	24-11-2025	M.A R/D-2603 2nd/middle (I/V Flange (Bonnet)	1477	"	Flange	0	0	0	0	0	0
1478	24-11-2025	M.A R/D-2603 3rd/east (I/V Gland)	1478	"	Valve	0	0	0	0	0	0
1479	24-11-2025	M.A R/D-2603 3rd/east (I/V U/S Flange)	1479	"	Flange	0	0	0	0	0	0
1480	24-11-2025	M.A R/D-2603 3rd/east (I/V D/S Flange)	1480	"	Flange	0	0	0	0	0	0
1481	24-11-2025	M.A R/D-2603 3rd/east (I/V Flange (Bonnet)	1481	"	Flange	0	0	0	0	0	0
1482	24-11-2025	CDU-II SRN R/D-2603 1st/west (I/V Gland)	1482	6 Inch	Valve	0	0	0	0	0	0
1483	24-11-2025	CDU-II SRN R/D-2603 1st/west (I/V U/S Flange)	1483	"	Flange	0	0	0	0	0	0
1484	24-11-2025	CDU-II SRN R/D-2603 1st/west (I/V D/S Flange)	1484	"	Flange	0	0	0	0	0	0
1485	24-11-2025	CDU-II SRN R/D-2603 1st/west (I/V Flange (Bonnet)	1485	"	Flange	0	0	0	0	0	0
1486	24-11-2025	CDU-II SRN R/D-2603 2nd/middle (I/V Gland)	1486	"	Valve	0	0	0	0	0	0
1487	24-11-2025	CDU-II SRN R/D-2603 2nd/middle (I/V U/S Flange)	1487	"	Flange	0	0	0	0	0	0
1488	24-11-2025	CDU-II SRN R/D-2603 2nd/middle (I/V D/S Flange)	1488	"	Flange	0	0	0	0	0	0
1489	24-11-2025	CDU-II SRN R/D-2603 2nd/middle (I/V Flange (Bonnet)	1489	"	Flange	0	0	0	0	0	0
1490	24-11-2025	CDU-II SRN R/D-2603 3rd/east (I/V Gland)	1490	"	Valve	0	0	0	0	0	0
1491	24-11-2025	CDU-II SRN R/D-2603 3rd/east (I/V U/S Flange)	1491	"	Flange	0	0	0	0	0	0
1492	24-11-2025	CDU-II SRN R/D-2603 3rd/east (I/V D/S Flange)	1492	"	Flange	0	0	0	0	0	0
1493	24-11-2025	CDU-II SRN R/D-2603 3rd/east (I/V Flange (Bonnet)	1493	"	Flange	0	0	0	0	0	0
1494	24-11-2025	CDU-I SRN R/D-2603 1st/west (I/V Gland)	1494	4 Inch	Valve	0	0	0	0	0	0
1495	24-11-2025	CDU-I SRN R/D-2603 1st/west (I/V U/S Flange)	1495	"	Flange	0	0	0	0	0	0
1496	24-11-2025	CDU-I SRN R/D-2603 1st/west (I/V D/S Flange)	1496	"	Flange	0	0	0	0	0	0
1497	24-11-2025	CDU-I SRN R/D-2603 1st/west (I/V Flange (Bonnet)	1497	"	Flange	0	0	0	0	0	0
1498	24-11-2025	CDU-I SRN R/D-2603 2nd/middle (I/V Gland)	1498	"	Valve	0	0	0	0	0	0
1499	24-11-2025	CDU-I SRN R/D-2603 2nd/middle (I/V U/S Flange)	1499	"	Flange	0	0	0	0	0	0
1500	24-11-2025	CDU-I SRN R/D-2603 2nd/middle (I/V D/S Flange)	1500	"	Flange	0	0	0	0	0	0
1501	24-11-2025	CDU-I SRN R/D-2603 2nd/middle (I/V Flange (Bonnet)	1501	"	Flange	0	0	0	0	0	0
1502	24-11-2025	CDU-I SRN R/D-2603 3rd/east (I/V Gland)	1502	"	Valve	0	0	0	0	0	0
1503	24-11-2025	CDU-I SRN R/D-2603 3rd/east (I/V U/S Flange)	1503	"	Flange	0	0	0	0	0	0
1504	24-11-2025	CDU-I SRN R/D-2603 3rd/east (I/V D/S Flange)	1504	"	Flange	0	0	0	0	0	0
1505	24-11-2025	CDU-I SRN R/D-2603 3rd/east (I/V Flange (Bonnet)	1505	"	Flange	0	0	0	0	0	0
1506	24-11-2025	GSPL-2603 line1st /east (I/V Gland)	1506	10 Inch	Valve	0	0	0	0	0	0
1507	24-11-2025	GSPL-2603 line1st /east (I/V U/S Flange)	1507	"	Flange	0	0	0	0	0	0
1508	24-11-2025	GSPL-2603 line1st /east (I/V D/S Flange)	1508	"	Flange	0	0	0	0	0	0
1509	24-11-2025	GSPL-2603 line1st /east (I/V Flange (Bonnet)	1509	"	Flange	0	0	0	0	0	0
1510	24-11-2025	GSPL-2603 line 2nd/middle (I/V Gland)	1510	"	Valve	0	0	0	0	0	0
1511	24-11-2025	GSPL-2603 line 2nd/middle (I/V U/S Flange)	1511	"	Flange	0	0	0	0	0	0
1512	24-11-2025	GSPL-2603 line 2nd/middle (I/V D/S Flange)	1512	"	Flange	0	0	0	0	0	0
1513	24-11-2025	GSPL-2603 line 2nd/middle (I/V Flange (Bonnet)	1513	"	Flange	0	0	0	0	0	0
1514	24-11-2025	GSPL-2603 line 3rd/west (I/V Gland)	1514	"	Valve	0	0	0	0	0	0

Sr.No.	Date	Location	Tag No.	Line Size	Componenet Type	Screening Value (PPM) before Repair	Emission Kg/Hr	Emission Kg/day	Screening Value (PPM) afterRepair	Emission Kg/Hr	Emission Kg/day
1515	24-11-2025	GSPL-2603 line 3rd/west (I/V U/S Flange)	1515	"	Flange	0	0	0	0	0	0
1516	24-11-2025	GSPL-2603 line 3rd/west (I/V D/S Flange)	1516	"	Flange	0	0	0	0	0	0
1517	24-11-2025	GSPL-2603 line 3rd/west (I/V Flange (Bonnet)	1517	"	Flange	0	0	0	0	0	0
1518	24-11-2025	Pupm suction-2603 line 1st /east (I/V Gland)	1518	6 Inch	Valve	0	0	0	0	0	0
1519	24-11-2025	Pupm suction-2603 line 1st /east (I/V U/S Flange)	1519	"	Flange	0	0	0	0	0	0
1520	24-11-2025	Pupm suction-2603 line 1st /east (I/V D/S Flange)	1520	"	Flange	0	0	0	0	0	0
1521	24-11-2025	Pupm suction-2603 line 1st /east (I/V Flange (Bonnet)	1521	"	Flange	0	0	0	0	0	0
1522	24-11-2025	Pupm suction-2603 line 2nd/middle (I/V Gland)	1522	"	Valve	0	0	0	0	0	0
1523	24-11-2025	Pupm suction-2603 line 2nd/middle (I/V U/S Flange)	1523	"	Flange	0	0	0	0	0	0
1524	24-11-2025	Pupm suction-2603 line 2nd/middle (I/V D/S Flange)	1524	"	Flange	0	0	0	0	0	0
1525	24-11-2025	Pupm suction-2603 line 2nd/middle (I/V Flange (Bonnet)	1525	"	Flange	0	0	0	0	0	0
1526	24-11-2025	Pupm suction-2603 line 3rd/west (I/V Gland)	1526	"	Valve	0	0	0	0	0	0
1527	24-11-2025	Pupm suction-2603 line 3rd/west (I/V U/S Flange)	1527	"	Flange	0	0	0	0	0	0
1528	24-11-2025	Pupm suction-2603 line 3rd/west (I/V D/S Flange)	1528	"	Flange	0	0	0	0	0	0
1529	24-11-2025	Pupm suction-2603 line 3rd/west (I/V Flange (Bonnet)	1529	"	Flange	0	0	0	0	0	0
1530	24-11-2025	SRN Pupm suction-2604 line 1st /east (I/V Gland)	1530	6 Inch	Valve	0	0	0	0	0	0
1531	24-11-2025	SRN Pupm suction-2604 line 1st /east (I/V U/S Flange)	1531	"	Flange	0	0	0	0	0	0
1532	24-11-2025	SRN Pupm suction-2604 line 1st /east (I/V D/S Flange)	1532	"	Flange	0	0	0	0	0	0
1533	24-11-2025	SRN Pupm suction-2604 line 1st /east (I/V Flange (Bonnet)	1533	"	Flange	0	0	0	0	0	0
1534	24-11-2025	SRN Pupm suction-2604 line 2nd/middle (I/V Gland)	1534	"	Valve	0	0	0	0	0	0
1535	24-11-2025	SRN Pupm suction-2604 line 2nd/middle (I/V U/S Flange)	1535	"	Flange	0	0	0	0	0	0
1536	24-11-2025	SRN Pupm suction-2604 line 2nd/middle (I/V D/S Flange)	1536	"	Flange	0	0	0	0	0	0
1537	24-11-2025	SRN Pupm suction-2604 line 2nd/middle (I/V Flange (Bonnet)	1537	"	Flange	0	0	0	0	0	0
1538	24-11-2025	SRN Pupm suction-2604 line 3rd/west (I/V Gland)	1538	"	Valve	0	0	0	0	0	0
1539	24-11-2025	SRN Pupm suction-2604 line 3rd/west (I/V U/S Flange)	1539	"	Flange	0	0	0	0	0	0
1540	24-11-2025	SRN Pupm suction-2604 line 3rd/west (I/V D/S Flange)	1540	"	Flange	0	0	0	0	0	0
1541	24-11-2025	SRN Pupm suction-2604 line 3rd/west (I/V Flange (Bonnet)	1541	"	Flange	0	0	0	0	0	0
1542	24-11-2025	GSPL-2604 line 1st /east (I/V Gland)	1542	10 Inch	Valve	0	0	0	0	0	0
1543	24-11-2025	GSPL-2604 line 1st /east (I/V U/S Flange)	1543	"	Flange	0	0	0	0	0	0
1544	24-11-2025	GSPL-2604 line 1st /east (I/V D/S Flange)	1544	"	Flange	0	0	0	0	0	0
1545	24-11-2025	GSPL-2604 line 1st /east (I/V Flange (Bonnet)	1545	"	Flange	0	0	0	0	0	0
1546	24-11-2025	GSPL-2604 line 2nd/middle (I/V Gland)	1546	"	Valve	0	0	0	0	0	0
1547	24-11-2025	GSPL-2604 line 2nd/middle (I/V U/S Flange)	1547	"	Flange	0	0	0	0	0	0
1548	24-11-2025	GSPL-2604 line 2nd/middle (I/V D/S Flange)	1548	"	Flange	0	0	0	0	0	0
1549	24-11-2025	GSPL-2604 line 2nd/middle (I/V Flange (Bonnet)	1549	"	Flange	0	0	0	0	0	0
1550	24-11-2025	GSPL-2604 line 3rd/west (I/V Gland)	1550	"	Valve	0	0	0	0	0	0
1551	24-11-2025	GSPL-2604 line 3rd/west (I/V U/S Flange)	1551	"	Flange	0	0	0	0	0	0
1552	24-11-2025	GSPL-2604 line 3rd/west (I/V D/S Flange)	1552	"	Flange	0	0	0	0	0	0
1553	24-11-2025	GSPL-2604 line 3rd/west (I/V Flange (Bonnet)	1553	"	Flange	0	0	0	0	0	0
1554	24-11-2025	CDU-I SRN R/D-2604 line 1st/west (I/V Gland)	1554	4 Inch	Valve	0	0	0	0	0	0

Sr.No.	Date	Location	Tag No.	Line Size	Componenet Type	Screening Value (PPM) before Repair	Emission Kg/Hr	Emission Kg/day	Screening Value (PPM) afterRepair	Emission Kg/Hr	Emission Kg/day
1555	24-11-2025	CDU-I SRN R/D-2604 line 1st/west (I/V U/S Flange)	1555	"	Flange	0	0	0	0	0	0
1556	24-11-2025	CDU-I SRN R/D-2604 line 1st/west (I/V D/S Flange)	1556	"	Flange	0	0	0	0	0	0
1557	24-11-2025	CDU-I SRN R/D-2604 line 1st/west (I/V Flange (Bonnet)	1557	"	Flange	0	0	0	0	0	0
1558	24-11-2025	CDU-I SRN R/D-2604 line 2nd/middle (I/V Gland)	1558	"	Valve	0	0	0	0	0	0
1559	24-11-2025	CDU-I SRN R/D-2604 line 2nd/middle (I/V U/S Flange)	1559	"	Flange	0	0	0	0	0	0
1560	24-11-2025	CDU-I SRN R/D-2604 line 2nd/middle (I/V D/S Flange)	1560	"	Flange	0	0	0	0	0	0
1561	24-11-2025	CDU-I SRN R/D-2604 line 2nd/middle (I/V Flange (Bonnet)	1561	"	Flange	0	0	0	0	0	0
1562	24-11-2025	CDU-I SRN R/D-2604 line 3rd/east (I/V Gland)	1562	"	Valve	0	0	0	0	0	0
1563	24-11-2025	CDU-I SRN R/D-2604 line 3rd/east (I/V U/S Flange)	1563	"	Flange	0	0	0	0	0	0
1564	24-11-2025	CDU-I SRN R/D-2604 line 3rd/east (I/V D/S Flange)	1564	"	Flange	0	0	0	0	0	0
1565	24-11-2025	CDU-I SRN R/D-2604 line 3rd/east (I/V Flange (Bonnet)	1565	"	Flange	0	0	0	0	0	0
1566	24-11-2025	CDU-II SRN R/D-2604 line 1st/west (I/V Gland)	1566	6 Inch	Valve	0	0	0	0	0	0
1567	24-11-2025	CDU-II SRN R/D-2604 line 1st/west (I/V U/S Flange)	1567	"	Flange	0	0	0	0	0	0
1568	24-11-2025	CDU-II SRN R/D-2604 line 1st/west (I/V D/S Flange)	1568	"	Flange	0	0	0	0	0	0
1569	24-11-2025	CDU-II SRN R/D-2604 line 1st/west (I/V Flange (Bonnet)	1569	"	Flange	0	0	0	0	0	0
1570	24-11-2025	CDU-II SRN R/D-2604 line 2nd/middle (I/V Gland)	1570	"	Valve	0	0	0	0	0	0
1571	24-11-2025	CDU-II SRN R/D-2604 line 2nd/middle (I/V U/S Flange)	1571	"	Flange	0	0	0	0	0	0
1572	24-11-2025	CDU-II SRN R/D-2604 line 2nd/middle (I/V D/S Flange)	1572	"	Flange	0	0	0	0	0	0
1573	24-11-2025	CDU-II SRN R/D-2604 line 2nd/middle (I/V Flange (Bonnet)	1573	"	Flange	0	0	0	0	0	0
1574	24-11-2025	CDU-II SRN R/D-2604 line 3rd/east (I/V Gland)	1574	"	Valve	0	0	0	0	0	0
1575	24-11-2025	CDU-II SRN R/D-2604 line 3rd/east (I/V U/S Flange)	1575	"	Flange	0	0	0	0	0	0
1576	24-11-2025	CDU-II SRN R/D-2604 line 3rd/east (I/V D/S Flange)	1576	"	Flange	0	0	0	0	0	0
1577	24-11-2025	CDU-II SRN R/D-2604 line 3rd/east (I/V Flange (Bonnet)	1577	"	Flange	0	0	0	0	0	0
1578	24-11-2025	M.A R/D line 1st/west (I/V Gland)	1578	6 Inch	Valve	0	0	0	0	0	0
1579	24-11-2025	M.A R/D line 1st/west (I/V U/S Flange)	1579	"	Flange	0	0	0	0	0	0
1580	24-11-2025	M.A R/D line 1st/west (I/V D/S Flange)	1580	"	Flange	0	0	0	0	0	0
1581	24-11-2025	M.A R/D line 1st/west (I/V Flange (Bonnet)	1581	"	Flange	0	0	0	0	0	0
1582	24-11-2025	M.A R/D line 2nd/middle (I/V Gland)	1582	"	Valve	0	0	0	0	0	0
1583	24-11-2025	M.A R/D line 2nd/middle (I/V U/S Flange)	1583	"	Flange	0	0	0	0	0	0
1584	24-11-2025	M.A R/D line 2nd/middle (I/V D/S Flange)	1584	"	Flange	0	0	0	0	0	0
1585	24-11-2025	M.A R/D line 2nd/middle (I/V Flange (Bonnet)	1585	"	Flange	0	0	0	0	0	0
1586	24-11-2025	M.A R/D line 3rd/east (I/V Gland)	1586	"	Valve	0	0	0	0	0	0
1587	24-11-2025	M.A R/D line 3rd/east (I/V U/S Flange)	1587	"	Flange	0	0	0	0	0	0
1588	24-11-2025	M.A R/D line 3rd/east (I/V D/S Flange)	1588	"	Flange	0	0	0	0	0	0
1589	24-11-2025	M.A R/D line 3rd/east (I/V Flange (Bonnet)	1589	"	Flange	0	0	0	0	0	0
1590	24-11-2025	C.N R/D 2604 line 1st/west (I/V Gland)	1590	3 Inch	Valve	0	0	0	0	0	0
1591	24-11-2025	C.N R/D 2604 line 1st/west (I/V U/S Flange)	1591	"	Flange	0	0	0	0	0	0
1592	24-11-2025	C.N R/D 2604 line 1st/west (I/V D/S Flange)	1592	"	Flange	0	0	0	0	0	0
1593	24-11-2025	C.N R/D 2604 line 1st/west (I/V Flange (Bonnet)	1593	"	Flange	0	0	0	0	0	0
1594	24-11-2025	C.N R/D 2604 line 2nd/middle (I/V Gland)	1594	"	Valve	0	0	0	0	0	0

Sr.No.	Date	Location	Tag No.	Line Size	Componenet Type	Screening Value (PPM) before Repair	Emission Kg/Hr	Emission Kg/day	Screening Value (PPM) afterRepair	Emission Kg/Hr	Emission Kg/day
1595	24-11-2025	C.N R/D 2604 line 2nd/middle (I/V U/S Flange)	1595	"	Flange	0	0	0	0	0	0
1596	24-11-2025	C.N R/D 2604 line 2nd/middle (I/V D/S Flange)	1596	"	Flange	0	0	0	0	0	0
1597	24-11-2025	C.N R/D 2604 line 2nd/middle (I/V Flange (Bonnet)	1597	"	Flange	0	0	0	0	0	0
1598	24-11-2025	C.N R/D 2604 line 3rd/east (I/V Gland)	1598	"	Valve	0	0	0	0	0	0
1599	24-11-2025	C.N R/D 2604 line 3rd/east (I/V U/S Flange)	1599	"	Flange	0	0	0	0	0	0
1600	24-11-2025	C.N R/D 2604 line 3rd/east (I/V D/S Flange)	1600	"	Flange	0	0	0	0	0	0
1601	24-11-2025	C.N R/D 2604 line 3rd/east (I/V Flange (Bonnet)	1601	"	Flange	0	0	0	0	0	0
1602	24-11-2025	MS pump suction-2604 line 1st /east (I/V Gland)	1602	16 Inch	Valve	0	0	0	0	0	0
1603	24-11-2025	MS pump suction-2604 line 1st /east (I/V U/S Flange)	1603	"	Flange	0	0	0	0	0	0
1604	24-11-2025	MS pump suction-2604 line 1st /east (I/V D/S Flange)	1604	"	Flange	0	0	0	0	0	0
1605	24-11-2025	MS pump suction-2604 line 1st /east (I/V Flange (Bonnet)	1605	"	Flange	0	0	0	0	0	0
1606	24-11-2025	MS pump suction-2604 line 2nd/middle (I/V Gland)	1606	"	Valve	0	0	0	0	0	0
1607	24-11-2025	MS pump suction-2604 line 2nd/middle (I/V U/S Flange)	1607	"	Flange	0	0	0	0	0	0
1608	24-11-2025	MS pump suction-2604 line 2nd/middle (I/V D/S Flange)	1608	"	Flange	0	0	0	0	0	0
1609	24-11-2025	MS pump suction-2604 line 2nd/middle (I/V Flange (Bonnet)	1609	"	Flange	0	0	0	0	0	0
1610	24-11-2025	MS pump suction-2604 line 3rd/west (I/V Gland)	1610	"	Valve	0	0	0	0	0	0
1611	24-11-2025	MS pump suction-2604 line 3rd/west (I/V U/S Flange)	1611	"	Flange	0	0	0	0	0	0
1612	24-11-2025	MS pump suction-2604 line 3rd/west (I/V D/S Flange)	1612	"	Flange	0	0	0	0	0	0
1613	24-11-2025	MS pump suction-2604 line 3rd/west (I/V Flange (Bonnet)	1613	"	Flange	0	0	0	0	0	0
1614	24-11-2025	Jet mixing line-2604 1st/west (I/V Gland)	1614	"	Valve	0	0	0	0	0	0
1615	24-11-2025	Jet mixing line-2604 1st/west (I/V U/S Flange)	1615	"	Flange	0	0	0	0	0	0
1616	24-11-2025	Jet mixing line-2604 1st/west (I/V D/S Flange)	1616	"	Flange	0	0	0	0	0	0
1617	24-11-2025	Jet mixing line-2604 1st/west (I/V Flange (Bonnet)	1617	"	Flange	0	0	0	0	0	0
1618	24-11-2025	Jet mixing line-2604 2nd/middle (I/V Gland)	1618	"	Valve	0	0	0	0	0	0
1619	24-11-2025	Jet mixing line-2604 2nd/middle (I/V U/S Flange)	1619	"	Flange	0	0	0	0	0	0
1620	24-11-2025	Jet mixing line-2604 2nd/middle (I/V D/S Flange)	1620	"	Flange	0	0	0	0	0	0
1621	24-11-2025	Jet mixing line-2604 2nd/middle (I/V Flange (Bonnet)	1621	"	Flange	0	0	0	0	0	0
1622	24-11-2025	Jet mixing line-2604 3rd/east (I/V Gland)	1622	"	Valve	0	0	0	0	0	0
1623	24-11-2025	Jet mixing line-2604 3rd/east (I/V U/S Flange)	1623	"	Flange	0	0	0	0	0	0
1624	24-11-2025	Jet mixing line-2604 3rd/east (I/V D/S Flange)	1624	"	Flange	0	0	0	0	0	0
1625	24-11-2025	Jet mixing line-2604 3rd/east (I/V Flange (Bonnet)	1625	"	Flange	0	0	0	0	0	0
1626	26-11-2025	Manifold - 2703 EURO-III R/D 1st / east(I/V Gland)	1626	4 Inch	Valve	0	0	0	0	0	0
1627	26-11-2025	Manifold - 2703 EURO-III R/D 1st / east(I/V U/S Flange)	1627	"	Flange	0	0	0	0	0	0
1628	26-11-2025	Manifold - 2703 EURO-III R/D 1st / east(I/V D/S Flange)	1628	"	Flange	0	0	0	0	0	0
1629	26-11-2025	Manifold - 2703 EURO-III R/D 1st / east(I/V Flange (Bonnet)	1629	"	Flange	0	0	0	0	0	0
1630	26-11-2025	Manifold - 2703 EURO-III R/D 2nd/middle (I/V Gland)	1630	"	Valve	0	0	0	0	0	0
1631	26-11-2025	Manifold - 2703 EURO-III R/D 2nd/middle (I/V U/S Flange)	1631	"	Flange	0	0	0	0	0	0
1632	26-11-2025	Manifold - 2703 EURO-III R/D 2nd/middle (I/V D/S Flange)	1632	"	Flange	0	0	0	0	0	0
1633	26-11-2025	Manifold - 2703 EURO-III R/D 2nd/middle (I/V Flange (Bonnet)	1633	"	Flange	0	0	0	0	0	0
1634	26-11-2025	Manifold - 2703 EURO-III R/D 3rd/west (I/V Gland)	1634	"	Valve	0	0	0	0	0	0

Sr.No.	Date	Location	Tag No.	Line Size	Componenet Type	Screening Value (PPM) before Repair	Emission Kg/Hr	Emission Kg/day	Screening Value (PPM) afterRepair	Emission Kg/Hr	Emission Kg/day
1635	26-11-2025	Manifold - 2703 EURO-III R/D 3rd/west (I/V U/S Flange)	1635	"	Flange	0	0	0	0	0	0
1636	26-11-2025	Manifold - 2703 EURO-III R/D 3rd/west (I/V D/S Flange)	1636	"	Flange	0	0	0	0	0	0
1637	26-11-2025	Manifold - 2703 EURO-III R/D 3rd/west (I/V Flange (Bonnet)	1637	"	Flange	0	0	0	0	0	0
1638	26-11-2025	Manifold - 2703 EURO-IV R/D 1st / east(I/V Gland)	1638	6 Inch	Valve	0	0	0	0	0	0
1639	26-11-2025	Manifold - 2703 EURO-IV R/D 1st / east(I/V U/S Flange)	1639	"	Flange	0	0	0	0	0	0
1640	26-11-2025	Manifold - 2703 EURO-IV R/D 1st / east(I/V D/S Flange)	1640	"	Flange	0	0	0	0	0	0
1641	26-11-2025	Manifold - 2703 EURO-IV R/D 1st / east(I/V Flange (Bonnet)	1641	"	Flange	0	0	0	0	0	0
1642	26-11-2025	Manifold - 2703 EURO-IV R/D 2nd/middle (I/V Gland)	1642	"	Valve	0	0	0	0	0	0
1643	26-11-2025	Manifold - 2703 EURO-IV R/D 2nd/middle (I/V U/S Flange)	1643	"	Flange	0	0	0	0	0	0
1644	26-11-2025	Manifold - 2703 EURO-IV R/D 2nd/middle (I/V D/S Flange)	1644	"	Flange	0	0	0	0	0	0
1645	26-11-2025	Manifold - 2703 EURO-IV R/D 2nd/middle (I/V Flange (Bonnet)	1645	"	Flange	0	0	0	0	0	0
1646	26-11-2025	Manifold - 2703 EURO-IV R/D 3rd/west (I/V Gland)	1646	"	Valve	0	0	0	0	0	0
1647	26-11-2025	Manifold - 2703 EURO-IV R/D 3rd/west (I/V U/S Flange)	1647	"	Flange	0	0	0	0	0	0
1648	26-11-2025	Manifold - 2703 EURO-IV R/D 3rd/west (I/V D/S Flange)	1648	"	Flange	0	0	0	0	0	0
1649	26-11-2025	Manifold - 2703 EURO-IV R/D 3rd/west (I/V Flange (Bonnet)	1649	"	Flange	0	0	0	0	0	0
1650	26-11-2025	Manifold - 2703 P-106 Suction 1st / west(I/V Gland)	1650	6 Inch	Valve	11.4	0.000041	0.000994864	11.4	0.000041	0.000994864
1651	26-11-2025	Manifold - 2703 P-106 Suction 1st / west(I/V U/S Flange)	1651	"	Flange	0	0	0	0	0	0
1652	26-11-2025	Manifold - 2703 P-106 Suction 1st / west(I/V D/S Flange)	1652	"	Flange	0	0	0	0	0	0
1653	26-11-2025	Manifold - 2703 P-106 Suction 1st / west(I/V Flange (Bonnet)	1653	"	Flange	0	0	0	0	0	0
1654	26-11-2025	Manifold - 2703 P-106 Suction 2nd/middle (I/V Gland)	1654	"	Valve	0	0	0	0	0	0
1655	26-11-2025	Manifold - 2703 P-106 Suction 2nd/middle (I/V U/S Flange)	1655	"	Flange	0	0	0	0	0	0
1656	26-11-2025	Manifold - 2703 P-106 Suction 2nd/middle (I/V D/S Flange)	1656	"	Flange	0	0	0	0	0	0
1657	26-11-2025	Manifold - 2703 P-106 Suction 2nd/middle (I/V Flange (Bonnet)	1657	"	Flange	0	0	0	0	0	0
1658	26-11-2025	Manifold - 2703 P-106 Suction 3rd/east (I/V Gland)	1658	"	Valve	0	0	0	0	0	0
1659	26-11-2025	Manifold - 2703 P-106 Suction 3rd/east (I/V U/S Flange)	1659	"	Flange	0	0	0	0	0	0
1660	26-11-2025	Manifold - 2703 P-106 Suction 3rd/east (I/V D/S Flange)	1660	"	Flange	0	0	0	0	0	0
1661	26-11-2025	Manifold - 2703 P-106 Suction 3rd/east (I/V Flange (Bonnet)	1661	"	Flange	0	0	0	0	0	0
1662	26-11-2025	Manifold - 2703 P-107 Suction 1st /west(I/V Gland)	1662	"	Valve	0	0	0	0	0	0
1663	26-11-2025	Manifold - 2703 P-107 Suction 1st /west(I/V U/S Flange)	1663	"	Flange	0	0	0	0	0	0
1664	26-11-2025	Manifold - 2703 P-107 Suction 1st /west(I/V D/S Flange)	1664	"	Flange	0	0	0	0	0	0
1665	26-11-2025	Manifold - 2703 P-107 Suction 1st /west(I/V Flange (Bonnet)	1665	"	Flange	0	0	0	0	0	0
1666	26-11-2025	Manifold - 2703 P-107 Suction 2nd/middle (I/V Gland)	1666	"	Valve	0	0	0	0	0	0
1667	26-11-2025	Manifold - 2703 P-107 Suction 2nd/middle (I/V U/S Flange)	1667	"	Flange	0	0	0	0	0	0
1668	26-11-2025	Manifold - 2703 P-107 Suction 2nd/middle (I/V D/S Flange)	1668	"	Flange	0	0	0	0	0	0
1669	26-11-2025	Manifold - 2703 P-107 Suction 2nd/middle (I/V Flange (Bonnet)	1669	"	Flange	0	0	0	0	0	0
1670	26-11-2025	Manifold - 2703 P-107 Suction 3rd/east (I/V Gland)	1670	"	Valve	0	0	0	0	0	0
1671	26-11-2025	Manifold - 2703 P-107 Suction 3rd/east (I/V U/S Flange)	1671	"	Flange	0	0	0	0	0	0
1672	26-11-2025	Manifold - 2703 P-107 Suction 3rd/east (I/V D/S Flange)	1672	"	Flange	0	0	0	0	0	0
1673	26-11-2025	Manifold - 2703 P-107 Suction 3rd/east (I/V Flange (Bonnet)	1673	"	Flange	0	0	0	0	0	0
1674	26-11-2025	Manifold - 2703 Pump Suction-2703 1st / west(I/V Gland)	1674	14 Inch	Valve	0	0	0	0	0	0

Sr.No.	Date	Location	Tag No.	Line Size	Componenet Type	Screening Value (PPM) before Repair	Emission Kg/Hr	Emission Kg/day	Screening Value (PPM) afterRepair	Emission Kg/Hr	Emission Kg/day
1675	26-11-2025	Manifold - 2703 Pump Suction-2703 1st / west(I/V U/S Flange)	1675	"	Flange	0	0	0	0	0	0
1676	26-11-2025	Manifold - 2703 Pump Suction-2703 1st / west(I/V D/S Flange)	1676	"	Flange	0	0	0	0	0	0
1677	26-11-2025	Manifold - 2703 Pump Suction-2703 1st / west(I/V Flange (Bonnet)	1677	"	Flange	0	0	0	0	0	0
1678	26-11-2025	Manifold - 2703 Pump Suction-2703 2nd/middle (I/V Gland)	1678	"	Valve	0	0	0	0	0	0
1679	26-11-2025	Manifold - 2703 Pump Suction-2703 2nd/middle (I/V U/S Flange)	1679	"	Flange	0	0	0	0	0	0
1680	26-11-2025	Manifold - 2703 Pump Suction-2703 2nd/middle (I/V D/S Flange)	1680	"	Flange	0	0	0	0	0	0
1681	26-11-2025	Manifold - 2703 Pump Suction-2703 2nd/middle (I/V Flange (Bonnet)	1681	"	Flange	0	0	0	0	0	0
1682	26-11-2025	Manifold - 2703 Pump Suction-2703 3rd/east (I/V Gland)	1682	"	Valve	21.7	0.000063	0.00150 3967	21.7	0.000063	0.001503 967
1683	26-11-2025	Manifold - 2703 Pump Suction-2703 3rd/east (I/V U/S Flange)	1683	"	Flange	0	0	0	0	0	0
1684	26-11-2025	Manifold - 2703 Pump Suction-2703 3rd/east (I/V D/S Flange)	1684	"	Flange	0	0	0	0	0	0
1685	26-11-2025	Manifold - 2703 Pump Suction-2703 3rd/east (I/V Flange (Bonnet)	1685	"	Flange	0	0	0	0	0	0
1686	26-11-2025	Manifold - 2703 SN Ex - DHDT -2703 1st / east(I/V Gland)	1686	3 Inch	Valve	0	0	0	0	0	0
1687	26-11-2025	Manifold - 2703 SN Ex - DHDT -2703 1st / east(I/V U/S Flange)	1687	"	Flange	0	0	0	0	0	0
1688	26-11-2025	Manifold - 2703 SN Ex - DHDT -2703 1st / east(I/V D/S Flange)	1688	"	Flange	0	0	0	0	0	0
1689	26-11-2025	Manifold - 2703 SN Ex - DHDT -2703 1st / east(I/V Flange (Bonnet)	1689	"	Flange	0	0	0	0	0	0
1690	26-11-2025	Manifold - 2703 SN Ex - DHDT -2703 2nd/west (I/V Gland)	1690	"	Valve	0	0	0	0	0	0
1691	26-11-2025	Manifold - 2703 SN Ex - DHDT -2703 2nd/west (I/V U/S Flange)	1691	"	Flange	0	0	0	0	0	0
1692	26-11-2025	Manifold - 2703 SN Ex - DHDT -2703 2nd/west (I/V D/S Flange)	1692	"	Flange	0	0	0	0	0	0
1693	26-11-2025	Manifold - 2703 SN Ex - DHDT -2703 2nd/west (I/V Flange (Bonnet)	1693	"	Flange	0	0	0	0	0	0
1694	26-11-2025	Manifold - 2703 GSPL-2703 1st / west (I/V Gland)	1694	10 Inch	Valve	0	0	0	0	0	0
1695	26-11-2025	Manifold - 2703 GSPL-2703 1st / west (I/V U/S Flange)	1695	"	Flange	0	0	0	0	0	0
1696	26-11-2025	Manifold - 2703 GSPL-2703 1st / west (I/V D/S Flange)	1696	"	Flange	0	0	0	0	0	0
1697	26-11-2025	Manifold - 2703 GSPL-2703 1st / west (I/V Flange (Bonnet)	1697	"	Flange	0	0	0	0	0	0
1698	26-11-2025	Manifold - 2703 GSPL-2703 2nd/middle (I/V Gland)	1698	"	Valve	0	0	0	0	0	0
1699	26-11-2025	Manifold - 2703 GSPL-2703 2nd/middle (I/V U/S Flange)	1699	"	Flange	0	0	0	0	0	0
1700	26-11-2025	Manifold - 2703 GSPL-2703 2nd/middle (I/V D/S Flange)	1700	"	Flange	0	0	0	0	0	0
1701	26-11-2025	Manifold - 2703 GSPL-2703 2nd/middle (I/V Flange (Bonnet)	1701	"	Flange	0	0	0	0	0	0
1702	26-11-2025	Manifold - 2703 GSPL-2703 3rd/east (I/V Gland)	1702	"	Valve	0	0	0	0	0	0
1703	26-11-2025	Manifold - 2703 GSPL-2703 3rd/east (I/V U/S Flange)	1703	"	Flange	0	0	0	0	0	0
1704	26-11-2025	Manifold - 2703 GSPL-2703 3rd/east (I/V D/S Flange)	1704	"	Flange	0	0	0	0	0	0
1705	26-11-2025	Manifold - 2703 GSPL-2703 3rd/east (I/V Flange (Bonnet)	1705	"	Flange	0	0	0	0	0	0
1706	26-11-2025	Manifold - 2703 CN R/D-2703 1st /east(I/V Gland)	1706	3 Inch	Valve	3850	0.001741	0.04179 2351	3850	0.001741	0.041792 351
1707	26-11-2025	Manifold - 2703 CN R/D-2703 1st /east(I/V U/S Flange)	1707	"	Flange	0	0	0	0	0	0
1708	26-11-2025	Manifold - 2703 CN R/D-2703 1st /east(I/V D/S Flange)	1708	"	Flange	0	0	0	0	0	0
1709	26-11-2025	Manifold - 2703 CN R/D-2703 1st /east(I/V Flange (Bonnet)	1709	"	Flange	0	0	0	0	0	0
1710	26-11-2025	Manifold - 2703 CN R/D-2703 2nd/middle (I/V Gland)	1710	"	Valve	0	0	0	0	0	0
1711	26-11-2025	Manifold - 2703 CN R/D-2703 2nd/middle (I/V U/S Flange)	1711	"	Flange	0	0	0	0	0	0
1712	26-11-2025	Manifold - 2703 CN R/D-2703 2nd/middle (I/V D/S Flange)	1712	"	Flange	0	0	0	0	0	0
1713	26-11-2025	Manifold - 2703 CN R/D-2703 2nd/middle (I/V Flange (Bonnet)	1713	"	Flange	0	0	0	0	0	0
1714	26-11-2025	Manifold - 2703 CN R/D-2703 3rd/west (I/V Gland)	1714	"	Valve	0	0	0	0	0	0

Sr.No.	Date	Location	Tag No.	Line Size	Componenet Type	Screening Value (PPM) before Repair	Emission Kg/Hr	Emission Kg/day	Screening Value (PPM) afterRepair	Emission Kg/Hr	Emission Kg/day
1715	26-11-2025	Manifold - 2703 CN R/D-2703 3rd/west (I/V U/S Flange)	1715	"	Flange	0	0	0	0	0	0
1716	26-11-2025	Manifold - 2703 CN R/D-2703 3rd/west (I/V D/S Flange)	1716	"	Flange	0	0	0	0	0	0
1717	26-11-2025	Manifold - 2703 CN R/D-2703 3rd/west (I/V Flange (Bonnet)	1717	"	Flange	0	0	0	0	0	0
1718	26-11-2025	Manifold - 2703 SRN R/D-2703 1st / east(I/V Gland)	1718	4 Inch	Valve	0	0	0	0	0	0
1719	26-11-2025	Manifold - 2703 SRN R/D-2703 1st / east(I/V U/S Flange)	1719	"	Flange	0	0	0	0	0	0
1720	26-11-2025	Manifold - 2703 SRN R/D-2703 1st / east(I/V D/S Flange)	1720	"	Flange	0	0	0	0	0	0
1721	26-11-2025	Manifold - 2703 SRN R/D-2703 1st / east(I/V Flange (Bonnet)	1721	"	Flange	0	0	0	0	0	0
1722	26-11-2025	Manifold - 2703 SRN R/D-2703 2nd/middle (I/V Gland)	1722	"	Valve	0	0	0	0	0	0
1723	26-11-2025	Manifold - 2703 SRN R/D-2703 2nd/middle (I/V U/S Flange)	1723	"	Flange	0	0	0	0	0	0
1724	26-11-2025	Manifold - 2703 SRN R/D-2703 2nd/middle (I/V D/S Flange)	1724	"	Flange	0	0	0	0	0	0
1725	26-11-2025	Manifold - 2703 SRN R/D-2703 2nd/middle (I/V Flange (Bonnet)	1725	"	Flange	0	0	0	0	0	0
1726	26-11-2025	Manifold - 2703 SRN R/D-2703 3rd/west (I/V Gland)	1726	"	Valve	0	0	0	0	0	0
1727	26-11-2025	Manifold - 2703 SRN R/D-2703 3rd/west (I/V U/S Flange)	1727	"	Flange	0	0	0	0	0	0
1728	26-11-2025	Manifold - 2703 SRN R/D-2703 3rd/west (I/V D/S Flange)	1728	"	Flange	0	0	0	0	0	0
1729	26-11-2025	Manifold - 2703 SRN R/D-2703 3rd/west (I/V Flange (Bonnet)	1729	"	Flange	0	0	0	0	0	0
1730	26-11-2025	Manifold - 2703 M.A R/D-2703 1st / east(I/V Gland)	1730	6 Inch	Valve	0	0	0	0	0	0
1731	26-11-2025	Manifold - 2703 M.A R/D-2703 1st / east(I/V U/S Flange)	1731	"	Flange	0	0	0	0	0	0
1732	26-11-2025	Manifold - 2703 M.A R/D-2703 1st / east(I/V D/S Flange)	1732	"	Flange	0	0	0	0	0	0
1733	26-11-2025	Manifold - 2703 M.A R/D-2703 1st / east(I/V Flange (Bonnet)	1733	"	Flange	0	0	0	0	0	0
1734	26-11-2025	Manifold - 2703 M.A R/D-2703 2nd/middle (I/V Gland)	1734	"	Valve	0	0	0	0	0	0
1735	26-11-2025	Manifold - 2703 M.A R/D-2703 2nd/middle (I/V U/S Flange)	1735	"	Flange	0	0	0	0	0	0
1736	26-11-2025	Manifold - 2703 M.A R/D-2703 2nd/middle (I/V D/S Flange)	1736	"	Flange	0	0	0	0	0	0
1737	26-11-2025	Manifold - 2703 M.A R/D-2703 2nd/middle (I/V Flange (Bonnet)	1737	"	Flange	0	0	0	0	0	0
1738	26-11-2025	Manifold - 2703 M.A R/D-2703 3rd/west (I/V Gland)	1738	"	Valve	0	0	0	0	0	0
1739	26-11-2025	Manifold - 2703 M.A R/D-2703 3rd/west (I/V U/S Flange)	1739	"	Flange	0	0	0	0	0	0
1740	26-11-2025	Manifold - 2703 M.A R/D-2703 3rd/west (I/V D/S Flange)	1740	"	Flange	0	0	0	0	0	0
1741	26-11-2025	Manifold - 2703 M.A R/D-2703 3rd/west (I/V Flange (Bonnet)	1741	"	Flange	0	0	0	0	0	0
1742	26-11-2025	Manifold - 2703 MHCN R/D-2703 1st / east(I/V Gland)	1742	6 Inch	Valve	0	0	0	0	0	0
1743	26-11-2025	Manifold - 2703 HCN R/D-2703 1st / east(I/V U/S Flange)	1743	"	Flange	0	0	0	0	0	0
1744	26-11-2025	Manifold - 2703 HCN R/D-2703 1st / east(I/V D/S Flange)	1744	"	Flange	0	0	0	0	0	0
1745	26-11-2025	Manifold - 2703 HCN R/D-2703 1st / east(I/V Flange (Bonnet)	1745	"	Flange	0	0	0	0	0	0
1746	26-11-2025	Manifold - 2703 HCN R/D-2703 2nd/middle (I/V Gland)	1746	"	Valve	0	0	0	0	0	0
1747	26-11-2025	Manifold - 2703 HCN R/D-2703 2nd/middle (I/V U/S Flange)	1747	"	Flange	0	0	0	0	0	0
1748	26-11-2025	Manifold - 2703 HCN R/D-2703 2nd/middle (I/V D/S Flange)	1748	"	Flange	0	0	0	0	0	0
1749	26-11-2025	Manifold - 2703 HCN R/D-2703 2nd/middle (I/V Flange (Bonnet)	1749	"	Flange	0	0	0	0	0	0
1750	26-11-2025	Manifold - 2703 HCN R/D-2703 3rd/west (I/V Gland)	1750	"	Valve	0	0	0	0	0	0
1751	26-11-2025	Manifold - 2703 HCN R/D-2703 3rd/west (I/V U/S Flange)	1751	"	Flange	0	0	0	0	0	0
1752	26-11-2025	Manifold - 2703 HCN R/D-2703 3rd/west (I/V D/S Flange)	1752	"	Flange	0	0	0	0	0	0
1753	26-11-2025	Manifold - 2703 HCN R/D-2703 3rd/west (I/V Flange (Bonnet)	1753	"	Flange	0	0	0	0	0	0
1754	26-11-2025	Manifold - 2503 DHDT R/D To TK-2503 1st/west(I/V Gland)	1754	8 Inch	Valve	0	0	0	0	0	0

Sr.No.	Date	Location	Tag No.	Line Size	Componenet Type	Screening Value (PPM) before Repair	Emission Kg/Hr	Emission Kg/day	Screening Value (PPM) afterRepair	Emission Kg/Hr	Emission Kg/day
1755	26-11-2025	Manifold - 2503 DHDT R/D To TK-2503 1st/west(I/V U/S Flange)	1755	"	Flange	0	0	0	0	0	0
1756	26-11-2025	Manifold - 2503 DHDT R/D To TK-2503 1st/west(I/V D/S Flange)	1756	"	Flange	0	0	0	0	0	0
1757	26-11-2025	Manifold - 2503 DHDT R/D To TK-2503 1st/west(I/V Flange (Bonnet)	1757	"	Flange	0	0	0	0	0	0
1758	26-11-2025	Manifold - 2503 DHDT R/D To TK-2503 2nd/east (I/V Gland)	1758	"	Valve	0	0	0	0	0	0
1759	26-11-2025	Manifold - 2503 DHDT R/D To TK-2503 2nd/east (I/V U/S Flange)	1759	"	Flange	0	0	0	0	0	0
1760	26-11-2025	Manifold - 2503 DHDT R/D To TK-2503 2nd/east (I/V D/S Flange)	1760	"	Flange	0	0	0	0	0	0
1761	26-11-2025	Manifold - 2503 DHDT R/D To TK-2503 2nd/east (I/V Flange (Bonnet)	1761	"	Flange	0	0	0	0	0	0
1762	26-11-2025	Manifold - 2503 DHDT R/D To TK-2503 line (NRV Top Flange)	1762	"	Valve	0	0	0	0	0	0
1763	26-11-2025	Manifold - 2503 DHDT R/D To TK-2503 line (NRV U/S Flange)	1763	"	Flange	0	0	0	0	0	0
1764	26-11-2025	Manifold - 2503 DHDT R/D To TK-2503 line (NRV D/S Flange)	1764	"	Flange	0	0	0	0	0	0
1765	26-11-2025	Manifold - 2503 DHDT R/D To TK-2501 1st/west (I/V Gland)	1765	8 Inch	Valve	0	0	0	0	0	0
1766	26-11-2025	Manifold - 2503 DHDT R/D To TK-2501 1st/west (I/V U/S Flange)	1766	"	Flange	0	0	0	0	0	0
1767	26-11-2025	Manifold - 2503 DHDT R/D To TK-2501 1st/west (I/V D/S Flange)	1767	"	Flange	0	0	0	0	0	0
1768	26-11-2025	Manifold - 2503 DHDT R/D To TK-2501 1st/west (I/V Flange (Bonnet)	1768	"	Flange	0	0	0	0	0	0
1769	26-11-2025	Manifold - 2503 DHDT R/D To TK-2501 2nd/east(I/V Gland)	1769	"	Valve	0	0	0	0	0	0
1770	26-11-2025	Manifold - 2503 DHDT R/D To TK-2501 2nd/east(I/V U/S Flange)	1770	"	Flange	0	0	0	0	0	0
1771	26-11-2025	Manifold - 2503 DHDT R/D To TK-2501 2nd/east(I/V D/S Flange)	1771	"	Flange	0	0	0	0	0	0
1772	26-11-2025	Manifold - 2503 DHDT R/D To TK-2501 2nd/east(I/V Flange (Bonnet)	1772	"	Flange	0	0	0	0	0	0
1773	26-11-2025	Manifold - 2503 PH#3 Suction EX. TK-2503 line 1st/west(I/V Gland)	1773	16 Inch	Valve	0	0	0	0	0	0
1774	26-11-2025	Manifold - 2503 PH#3 Suction EX. TK-2503 line 1st/west(I/V U/S Flange)	1774	"	Flange	0	0	0	0	0	0
1775	26-11-2025	Manifold - 2503 PH#3 Suction EX. TK-2503 line 1st/west(I/V D/S Flange)	1775	"	Flange	0	0	0	0	0	0
1776	26-11-2025	Manifold - 2503 PH#3 Suction EX. TK-2503 line 1st/west(I/V Flange (Bonnet)	1776	"	Flange	0	0	0	0	0	0
1777	26-11-2025	Manifold - 2503 PH#3 Suction EX. TK-2503 line 2nd/middle (I/V Gland)	1777	"	Valve	0	0	0	0	0	0
1778	26-11-2025	Manifold - 2503 PH#3 Suction EX. TK-2503 line 2nd/middle (I/V U/S Flange)	1778	"	Flange	0	0	0	0	0	0
1779	26-11-2025	Manifold - 2503 PH#3 Suction EX. TK-2503 line 2nd/middle (I/V D/S Flange)	1779	"	Flange	0	0	0	0	0	0
1780	26-11-2025	Manifold - 2503 PH#3 Suction EX. TK-2503 line 2nd/middle (I/V Flange (Bonnet)	1780	"	Flange	0	0	0	0	0	0
1781	26-11-2025	Manifold - 2503 PH#3 Suction EX. TK-2503 line 3rd/east (I/V Gland)	1781	"	Valve	0	0	0	0	0	0
1782	26-11-2025	Manifold - 2503 PH#3 Suction EX. TK-2503 line 3rd/east (I/V U/S Flange)	1782	"	Flange	0	0	0	0	0	0
1783	26-11-2025	Manifold - 2503 PH#3 Suction EX. TK-2503 line 3rd/east (I/V D/S Flange)	1783	"	Flange	0	0	0	0	0	0
1784	26-11-2025	Manifold - 2503 PH#3 Suction EX. TK-2503 line 3rd/east (I/V Flange (Bonnet)	1784	"	Flange	0	0	0	0	0	0
1785	26-11-2025	Manifold - 2503 PH#3 Suction EX. TK-2501 line 1st/west(I/V Gland)	1785	16 Inch	Valve	0	0	0	0	0	0
1786	26-11-2025	Manifold - 2503 PH#3 Suction EX. TK-2501 line 1st/west(I/V U/S Flange)	1786	"	Flange	0	0	0	0	0	0
1787	26-11-2025	Manifold - 2503 PH#3 Suction EX. TK-2501 line 1st/west(I/V D/S Flange)	1787	"	Flange	0	0	0	0	0	0
1788	26-11-2025	Manifold - 2503 PH#3 Suction EX. TK-2501 line 1st/west(I/V Flange (Bonnet)	1788	"	Flange	0	0	0	0	0	0
1789	26-11-2025	Manifold - 2503 PH#3 Suction EX. TK-2501 line 2nd/middle (I/V Gland)	1789	"	Valve	0	0	0	0	0	0
1790	26-11-2025	Manifold - 2503 PH#3 Suction EX. TK-2501 line 2nd/middle (I/V U/S Flange)	1790	"	Flange	0	0	0	0	0	0
1791	26-11-2025	Manifold - 2503 PH#3 Suction EX. TK-2501 line 2nd/middle (I/V D/S	1791	"	Flange	0	0	0	0	0	0

Sr.No.	Date	Location	Tag No.	Line Size	Componenet Type	Screening Value (PPM) before Repair	Emission Kg/Hr	Emission Kg/day	Screening Value (PPM) afterRepair	Emission Kg/Hr	Emission Kg/day
		Flange)									
1792	26-11-2025	Manifold - 2503 PH#3 Suction EX. TK-2501 line 2nd/middle (I/V Flange (Bonnet)	1792	"	Flange	0	0	0	0	0	0
1793	26-11-2025	Manifold - 2503 PH#3 Suction EX. TK-2501 line 3rd/east (I/V Gland)	1793	"	Valve	0	0	0	0	0	0
1794	26-11-2025	Manifold - 2503 PH#3 Suction EX. TK-2501 line 3rd/east (I/V U/S Flange)	1794	"	Flange	0	0	0	0	0	0
1795	26-11-2025	Manifold - 2503 PH#3 Suction EX. TK-2501 line 3rd/east (I/V D/S Flange)	1795	"	Flange	0	0	0	0	0	0
1796	26-11-2025	Manifold - 2503 PH#3 Suction EX. TK-2501 line 3rd/east (I/V Flange (Bonnet)	1796	"	Flange	0	0	0	0	0	0
1797	26-11-2025	Manifold - 2503 LDO R/D EX. CDU-I line (I/V Gland)	1797	6 Inch	Valve	0	0	0	0	0	0
1798	26-11-2025	Manifold - 2503 LDO R/D EX. CDU-I line (I/V U/S Flange)	1798	"	Flange	0	0	0	0	0	0
1799	26-11-2025	Manifold - 2503 LDO R/D EX. CDU-I line (I/V D/S Flange)	1799	"	Flange	0	0	0	0	0	0
1800	26-11-2025	Manifold - 2503 LDO R/D EX. CDU-I line (I/V Flange (Bonnet)	1800	"	Flange	0	0	0	0	0	0
1801	26-11-2025	Manifold - 2503 K-I-II - Transfer To TK-2503 line 1st/west(I/V Gland)	1801	6 Inch	Valve	0	0	0	0	0	0
1802	26-11-2025	Manifold - 2503 K-I-II - Transfer To TK-2503 line 1st/west(I/V U/S Flange)	1802	"	Flange	0	0	0	0	0	0
1803	26-11-2025	Manifold - 2503 K-I-II - Transfer To TK-2503 line 1st/west(I/V D/S Flange)	1803	"	Flange	0	0	0	0	0	0
1804	26-11-2025	Manifold - 2503 K-I-II - Transfer To TK-2503 line 1st/west(I/V Flange (Bonnet)	1804	"	Flange	0	0	0	0	0	0
1805	26-11-2025	Manifold - 2503 K-I-II - Transfer To TK-2503 line 2nd/middle (I/V Gland)	1805	"	Valve	0	0	0	0	0	0
1806	26-11-2025	Manifold - 2503 K-I-II - Transfer To TK-2503 line 2nd/middle (I/V U/S Flange)	1806	"	Flange	0	0	0	0	0	0
1807	26-11-2025	Manifold - 2503 K-I-II - Transfer To TK-2503 line 2nd/middle (I/V D/S Flange)	1807	"	Flange	0	0	0	0	0	0
1808	26-11-2025	Manifold - 2503 K-I-II - Transfer To TK-2503 line 2nd/middle (I/V Flange (Bonnet)	1808	"	Flange	0	0	0	0	0	0
1809	26-11-2025	Manifold - 2503 K-I-II - Transfer To TK-2503 line 3rd/east (I/V Gland)	1809	"	Valve	0	0	0	0	0	0
1810	26-11-2025	Manifold - 2503 K-I-II - Transfer To TK-2503 line 3rd/east (I/V U/S Flange)	1810	"	Flange	0	0	0	0	0	0
1811	26-11-2025	Manifold - 2503 K-I-II - Transfer To TK-2503 line 3rd/east (I/V D/S Flange)	1811	"	Flange	0	0	0	0	0	0
1812	26-11-2025	Manifold - 2503 K-I-II - Transfer To TK-2503 line 3rd/east (I/V Flange (Bonnet)	1812	"	Flange	0	0	0	0	0	0
1813	26-11-2025	Manifold - 2503 K-I-II - Transfer To TK-2501 (I/V Gland)	1813	6 Inch	Valve	0	0	0	0	0	0
1814	26-11-2025	Manifold - 2503 K-I-II - Transfer To TK-2501 (I/V U/S Flange)	1814	"	Flange	0	0	0	0	0	0
1815	26-11-2025	Manifold - 2503 K-I-II - Transfer To TK-2501 (I/V D/S Flange)	1815	"	Flange	0	0	0	0	0	0
1816	26-11-2025	Manifold - 2503 K-I-II - Transfer To TK-2501 (I/V Flange (Bonnet)	1816	"	Flange	0	0	0	0	0	0
1817	26-11-2025	Manifold - 2503 SRGO From CDU-II To TK-2501 1st/west (I/V Gland)	1817	8 Inch	Valve	0	0	0	0	0	0
1818	26-11-2025	Manifold - 2503 SRGO From CDU-II To TK-2501 1st/west (I/V U/S Flange)	1818	"	Flange	0	0	0	0	0	0
1819	26-11-2025	Manifold - 2503 SRGO From CDU-II To TK-2501 1st/west (I/V D/S Flange)	1819	"	Flange	0	0	0	0	0	0
1820	26-11-2025	Manifold - 2503 SRGO From CDU-II To TK-2501 1st/west (I/V Flange (Bonnet)	1820	"	Flange	0	0	0	0	0	0
1821	26-11-2025	Manifold - 2503 SRGO From CDU-II To TK-2501 2nd/middle (I/V Gland)	1821	"	Valve	0	0	0	0	0	0
1822	26-11-2025	Manifold - 2503 SRGO From CDU-II To TK-2501 2nd/middle (I/V U/S Flange)	1822	"	Flange	0	0	0	0	0	0
1823	26-11-2025	Manifold - 2503 SRGO From CDU-II To TK-2501 2nd/middle (I/V D/S Flange)	1823	"	Flange	0	0	0	0	0	0
1824	26-11-2025	Manifold - 2503 SRGO From CDU-II To TK-2501 2nd/middle (I/V Flange (Bonnet)	1824	"	Flange	0	0	0	0	0	0
1825	26-11-2025	Manifold - 2503 SRGO From CDU-II To TK-2501 3rd/east (I/V Gland)	1825	8 Inch	Valve	0	0	0	0	0	0
1826	26-11-2025	Manifold - 2503 SRGO From CDU-II To TK-2501 3rd/east (I/V U/S Flange)	1826	"	Flange	0	0	0	0	0	0

Sr.No.	Date	Location	Tag No.	Line Size	Componenet Type	Screening Value (PPM) before Repair	Emission Kg/Hr	Emission Kg/day	Screening Value (PPM) afterRepair	Emission Kg/Hr	Emission Kg/day
1827	26-11-2025	Manifold - 2503 SRGO From CDU-II To TK-2501 3rd/east (I/V D/S Flange)	1827	"	Flange	0	0	0	0	0	0
1828	26-11-2025	Manifold - 2503 SRGO From CDU-II To TK-2501 3rd/east (I/V Flange (Bonnet)	1828	"	Flange	0	0	0	0	0	0
1829	26-11-2025	Manifold - 2503 SRGO From CDU-II To TK-2501/03 1st/west (I/V Gland)	1829	"	Valve	0	0	0	0	0	0
1830	26-11-2025	Manifold - 2503 SRGO From CDU-II To TK-2501/03 1st/west (I/V U/S Flange)	1830	"	Flange	0	0	0	0	0	0
1831	26-11-2025	Manifold - 2503 SRGO From CDU-II To TK-2501/03 1st/west (I/V D/S Flange)	1831	"	Flange	0	0	0	0	0	0
1832	26-11-2025	Manifold - 2503 SRGO From CDU-II To TK-2501/03 1st/west (I/V Flange (Bonnet)	1832	"	Flange	0	0	0	0	0	0
1833	26-11-2025	Manifold - 2503 SRGO From CDU-II To TK-2501/03 2nd/middle (I/V Gland)	1833	"	Valve	0	0	0	0	0	0
1834	26-11-2025	Manifold - 2503 SRGO From CDU-II To TK-2501/03 2nd/middle (I/V U/S Flange)	1834	"	Flange	0	0	0	0	0	0
1835	26-11-2025	Manifold - 2503 SRGO From CDU-II To TK-2501/03 2nd/middle (I/V D/S Flange)	1835	"	Flange	0	0	0	0	0	0
1836	26-11-2025	Manifold - 2503 SRGO From CDU-II To TK-2501/03 2nd/middle (I/V Flange (Bonnet)	1836	"	Flange	0	0	0	0	0	0
1837	26-11-2025	Manifold - 2503 SRGO From CDU-II To TK-2501/03 3rd/east (I/V Gland)	1837	"	Valve	0	0	0	0	0	0
1838	26-11-2025	Manifold - 2503 SRGO From CDU-II To TK-2501/03 3rd/east (I/V U/S Flange)	1838	"	Flange	0	0	0	0	0	0
1839	26-11-2025	Manifold - 2503 SRGO From CDU-II To TK-2501/03 3rd/east (I/V D/S Flange)	1839	"	Flange	0	0	0	0	0	0
1840	26-11-2025	Manifold - 2503 SRGO From CDU-II To TK-2501/03 3rd/east (I/V Flange (Bonnet)	1840	"	Flange	0	0	0	0	0	0
1841	26-11-2025	Manifold - 2503 HSD To PH#3 - 2503 1st/west (I/V Gland)	1841	12 Inch	Valve	7.2	0.000031	0.000740693	7.2	0.000031	0.000740693
1842	26-11-2025	Manifold - 2503 HSD To PH#3 - 2503 1st/west (I/V U/S Flange)	1842	"	Flange	0	0	0	0	0	0
1843	26-11-2025	Manifold - 2503 HSD To PH#3 - 2503 1st/west (I/V D/S Flange)	1843	"	Flange	0	0	0	0	0	0
1844	26-11-2025	Manifold - 2503 HSD To PH#3 - 2503 1st/west (I/V Flange (Bonnet)	1844	"	Flange	0	0	0	0	0	0
1845	26-11-2025	Manifold - 2503 HSD To PH#3 - 2503 2nd/middle (I/V Gland)	1845	"	Valve	0	0	0	0	0	0
1846	26-11-2025	Manifold - 2503 HSD To PH#3 - 2503 2nd/middle (I/V U/S Flange)	1846	"	Flange	0	0	0	0	0	0
1847	26-11-2025	Manifold - 2503 HSD To PH#3 - 2503 2nd/middle (I/V D/S Flange)	1847	"	Flange	0	0	0	0	0	0
1848	26-11-2025	Manifold - 2503 HSD To PH#3 - 2503 2nd/middle (I/V Flange (Bonnet)	1848	"	Flange	0	0	0	0	0	0
1849	26-11-2025	Manifold - 2503 HSD To PH#3 - 2503 3rd/east (I/V Gland)	1849	"	Valve	0	0	0	0	0	0
1850	26-11-2025	Manifold - 2503 HSD To PH#3 - 2503 3rd/east (I/V U/S Flange)	1850	"	Flange	0	0	0	0	0	0
1851	26-11-2025	Manifold - 2503 HSD To PH#3 - 2503 3rd/east (I/V D/S Flange)	1851	"	Flange	0	0	0	0	0	0
1852	26-11-2025	Manifold - 2503 HSD To PH#3 - 2503 3rd/east (I/V Flange (Bonnet)	1852	"	Flange	0	0	0	0	0	0
1853	26-11-2025	Manifold - 2503 SRGO From CDU-I TK-2503 1st/east(I/V Gland)	1853	6 Inch	Valve	0	0	0	0	0	0
1854	26-11-2025	Manifold - 2503 SRGO From CDU-I TK-2503 1st/east(I/V U/S Flange)	1854	"	Flange	0	0	0	0	0	0
1855	26-11-2025	Manifold - 2503 SRGO From CDU-I TK-2503 1st/east(I/V D/S Flange)	1855	"	Flange	0	0	0	0	0	0
1856	26-11-2025	Manifold - 2503 SRGO From CDU-I TK-2503 1st/east(I/V Flange (Bonnet)	1856	"	Flange	0	0	0	0	0	0
1857	26-11-2025	Manifold - 2503 SRGO From CDU-I TK-2503 2nd/middle (I/V Gland)	1857	"	Valve	0	0	0	0	0	0
1858	26-11-2025	Manifold - 2503 SRGO From CDU-I TK-2503 2nd/middle (I/V U/S Flange)	1858	"	Flange	0	0	0	0	0	0
1859	26-11-2025	Manifold - 2503 SRGO From CDU-I TK-2503 2nd/middle (I/V D/S Flange)	1859	"	Flange	0	0	0	0	0	0
1860	26-11-2025	Manifold - 2503 SRGO From CDU-I TK-2503 2nd/middle (I/V Flange (Bonnet)	1860	"	Flange	0	0	0	0	0	0
1861	26-11-2025	Manifold - 2503 SRGO From CDU-I TK-2503 3rd/west (I/V Gland)	1861	"	Valve	0	0	0	0	0	0
1862	26-11-2025	Manifold - 2503 SRGO From CDU-I TK-2503 3rd/west (I/V U/S Flange)	1862	"	Flange	0	0	0	0	0	0

Sr.No.	Date	Location	Tag No.	Line Size	Componenet Type	Screening Value (PPM) before Repair	Emission Kg/Hr	Emission Kg/day	Screening Value (PPM) afterRepair	Emission Kg/Hr	Emission Kg/day
1863	26-11-2025	Manifold - 2503 SRGO From CDU-I TK-2503 3rd/west (I/V D/S Flange)	1863	"	Flange	0	0	0	0	0	0
1864	26-11-2025	Manifold - 2503 SRGO From CDU-I TK-2503 3rd/west (I/V Flange (Bonnet)	1864	"	Flange	0	0	0	0	0	0
1865	26-11-2025	Manifold - 2503 IOCL Pipe line from-2503 1st/east (I/V Gland)	1865	10 Inch	Valve	0	0	0	0	0	0
1866	26-11-2025	Manifold - 2503 IOCL Pipe line from-2503 1st/east (I/V U/S Flange)	1866	"	Flange	0	0	0	0	0	0
1867	26-11-2025	Manifold - 2503 IOCL Pipe line from-2503 1st/east (I/V D/S Flange)	1867	"	Flange	0	0	0	0	0	0
1868	26-11-2025	Manifold - 2503 IOCL Pipe line from-2503 1st/east (I/V Flange (Bonnet)	1868	"	Flange	0	0	0	0	0	0
1869	26-11-2025	Manifold - 2503 IOCL Pipe line from-2503 2nd/middle (I/V Gland)	1869	"	Valve	0	0	0	0	0	0
1870	26-11-2025	Manifold - 2503 IOCL Pipe line from-2503 2nd/middle (I/V U/S Flange)	1870	"	Flange	0	0	0	0	0	0
1871	26-11-2025	Manifold - 2503 IOCL Pipe line from-2503 2nd/middle (I/V D/S Flange)	1871	"	Flange	0	0	0	0	0	0
1872	26-11-2025	Manifold - 2503 IOCL Pipe line from-2503 2nd/middle (I/V Flange (Bonnet)	1872	"	Flange	0	0	0	0	0	0
1873	26-11-2025	Manifold - 2503 IOCL Pipe line from-2503 3rd/west (I/V Gland)	1873	"	Valve	0	0	0	0	0	0
1874	26-11-2025	Manifold - 2503 IOCL Pipe line from-2503 3rd/west (I/V U/S Flange)	1874	"	Flange	0	0	0	0	0	0
1875	26-11-2025	Manifold - 2503 IOCL Pipe line from-2503 3rd/west (I/V D/S Flange)	1875	"	Flange	0	0	0	0	0	0
1876	26-11-2025	Manifold - 2503 IOCL Pipe line from-2503 3rd/west (I/V Flange (Bonnet)	1876	"	Flange	0	0	0	0	0	0
1877	26-11-2025	Manifold - 2503 HSD Recirculation TK-2503 1st/west(I/V Gland)	1877	6 Inch	Valve	0	0	0	0	0	0
1878	26-11-2025	Manifold - 2503 HSD Recirculation TK-2503 1st/west(I/V U/S Flange)	1878	"	Flange	0	0	0	0	0	0
1879	26-11-2025	Manifold - 2503 HSD Recirculation TK-2503 1st/west(I/V D/S Flange)	1879	"	Flange	0	0	0	0	0	0
1880	26-11-2025	Manifold - 2503 HSD Recirculation TK-2503 1st/west(I/V Flange (Bonnet)	1880	"	Flange	0	0	0	0	0	0
1881	26-11-2025	Manifold - 2503 HSD Recirculation TK-2503 2nd/middle (I/V Gland)	1881	"	Valve	0	0	0	0	0	0
1882	26-11-2025	Manifold - 2503 HSD Recirculation TK-2503 2nd/middle (I/V U/S Flange)	1882	"	Flange	0	0	0	0	0	0
1883	26-11-2025	Manifold - 2503 HSD Recirculation TK-2503 2nd/middle (I/V D/S Flange)	1883	"	Flange	0	0	0	0	0	0
1884	26-11-2025	Manifold - 2503 HSD Recirculation TK-2503 2nd/middle (I/V Flange (Bonnet)	1884	"	Flange	0	0	0	0	0	0
1885	26-11-2025	Manifold - 2503 HSD Recirculation TK-2503 3rd/east (I/V Gland)	1885	"	Valve	36.1	0.000087	0.00208 5214	36.1	0.000087	0.002085 214
1886	26-11-2025	Manifold - 2503 HSD Recirculation TK-2503 3rd/east (I/V U/S Flange)	1886	"	Flange	0	0	0	0	0	0
1887	26-11-2025	Manifold - 2503 HSD Recirculation TK-2503 3rd/east (I/V D/S Flange)	1887	"	Flange	0	0	0	0	0	0
1888	26-11-2025	Manifold - 2503 HSD Recirculation TK-2503 3rd/east (I/V Flange (Bonnet)	1888	"	Flange	0	0	0	0	0	0
1889	26-11-2025	Manifold - 2503 HSD To PH # 3 TK-2501 1st/west(I/V Gland)	1889	6 Inch	Valve	0	0	0	0	0	0
1890	26-11-2025	Manifold - 2503 HSD To PH # 3 TK-2501 1st/west(I/V U/S Flange)	1890	"	Flange	0	0	0	0	0	0
1891	26-11-2025	Manifold - 2503 HSD To PH # 3 TK-2501 1st/west(I/V D/S Flange)	1891	"	Flange	0	0	0	0	0	0
1892	26-11-2025	Manifold - 2503 HSD To PH # 3 TK-2501 1st/west(I/V Flange (Bonnet)	1892	"	Flange	0	0	0	0	0	0
1893	26-11-2025	Manifold - 2503 HSD To PH # 3 TK-2501 2nd/middle (I/V Gland)	1893	"	Valve	0	0	0	0	0	0
1894	26-11-2025	Manifold - 2503 HSD To PH # 3 TK-2501 2nd/middle (I/V U/S Flange)	1894	"	Flange	0	0	0	0	0	0
1895	26-11-2025	Manifold - 2503 HSD To PH # 3 TK-2501 2nd/middle (I/V D/S Flange)	1895	"	Flange	0	0	0	0	0	0
1896	26-11-2025	Manifold - 2503 HSD To PH # 3 TK-2501 2nd/middle (I/V Flange (Bonnet)	1896	"	Flange	0	0	0	0	0	0
1897	26-11-2025	Manifold - 2503 HSD To PH # 3 TK-2501 3rd/east (I/V Gland)	1897	"	Valve	0	0	0	0	0	0
1898	26-11-2025	Manifold - 2503 HSD To PH # 3 TK-2501 3rd/east (I/V U/S Flange)	1898	"	Flange	0	0	0	0	0	0
1899	26-11-2025	Manifold - 2503 HSD To PH # 3 TK-2501 3rd/east (I/V D/S Flange)	1899	"	Flange	0	0	0	0	0	0
1900	26-11-2025	Manifold - 2503 HSD To PH # 3 TK-2501 3rd/east (I/V Flange (Bonnet)	1900	"	Flange	0	0	0	0	0	0
1901	26-11-2025	Manifold - 2503 SRGO From CDU-I TK-2501 1st/east(I/V Gland)	1901	6 Inch	Valve	0	0	0	0	0	0

Sr.No.	Date	Location	Tag No.	Line Size	Componenet Type	Screening Value (PPM) before Repair	Emission Kg/Hr	Emission Kg/day	Screening Value (PPM) afterRepair	Emission Kg/Hr	Emission Kg/day
1902	26-11-2025	Manifold - 2503 SRGO From CDU-I TK-2501 1st/east(I/V U/S Flange)	1902	"	Flange	0	0	0	0	0	0
1903	26-11-2025	Manifold - 2503 SRGO From CDU-I TK-2501 1st/east(I/V D/S Flange)	1903	"	Flange	0	0	0	0	0	0
1904	26-11-2025	Manifold - 2503 SRGO From CDU-I TK-2501 1st/east(I/V Flange (Bonnet)	1904	"	Flange	0	0	0	0	0	0
1905	26-11-2025	Manifold - 2503 SRGO From CDU-I TK-2501 2nd/middle (I/V Gland)	1905	"	Valve	0	0	0	0	0	0
1906	26-11-2025	Manifold - 2503 SRGO From CDU-I TK-2501 2nd/middle (I/V U/S Flange)	1906	"	Flange	0	0	0	0	0	0
1907	26-11-2025	Manifold - 2503 SRGO From CDU-I TK-2501 2nd/middle (I/V D/S Flange)	1907	"	Flange	0	0	0	0	0	0
1908	26-11-2025	Manifold - 2503 SRGO From CDU-I TK-2501 2nd/middle (I/V Flange (Bonnet)	1908	"	Flange	0	0	0	0	0	0
1909	26-11-2025	Manifold - 2503 SRGO From CDU-I TK-2501 3rd/west (I/V Gland)	1909	"	Valve	0	0	0	0	0	0
1910	26-11-2025	Manifold - 2503 SRGO From CDU-I TK-2501 3rd/west (I/V U/S Flange)	1910	"	Flange	0	0	0	0	0	0
1911	26-11-2025	Manifold - 2503 SRGO From CDU-I TK-2501 3rd/west (I/V D/S Flange)	1911	"	Flange	0	0	0	0	0	0
1912	26-11-2025	Manifold - 2503 SRGO From CDU-I TK-2501 3rd/west (I/V Flange (Bonnet)	1912	"	Flange	0	0	0	0	0	0
1913	26-11-2025	Manifold - 2503 HSD To GSPL Ex. TK-2501 1st/east (I/V Gland)	1913	6 Inch	Valve	0	0	0	0	0	0
1914	26-11-2025	Manifold - 2503 HSD To GSPL Ex. TK-2501 1st/east (I/V U/S Flange)	1914	"	Flange	0	0	0	0	0	0
1915	26-11-2025	Manifold - 2503 HSD To GSPL Ex. TK-2501 1st/east (I/V D/S Flange)	1915	"	Flange	0	0	0	0	0	0
1916	26-11-2025	Manifold - 2503 HSD To GSPL Ex. TK-2501 1st/east (I/V Flange (Bonnet)	1916	"	Flange	0	0	0	0	0	0
1917	26-11-2025	Manifold - 2503 HSD To GSPL Ex. TK-2501 2nd/middle (I/V Gland)	1917	"	Valve	0	0	0	0	0	0
1918	26-11-2025	Manifold - 2503 HSD To GSPL Ex. TK-2501 2nd/middle (I/V U/S Flange)	1918	"	Flange	0	0	0	0	0	0
1919	26-11-2025	Manifold - 2503 HSD To GSPL Ex. TK-2501 2nd/middle (I/V D/S Flange)	1919	"	Flange	0	0	0	0	0	0
1920	26-11-2025	Manifold - 2503 HSD To GSPL Ex. TK-2501 2nd/middle (I/V Flange (Bonnet)	1920	"	Flange	0	0	0	0	0	0
1921	26-11-2025	Manifold - 2503 HSD To GSPL Ex. TK-2501 3rd/west (I/V Gland)	1921	"	Valve	0	0	0	0	0	0
1922	26-11-2025	Manifold - 2503 HSD To GSPL Ex. TK-2501 3rd/west (I/V U/S Flange)	1922	"	Flange	0	0	0	0	0	0
1923	26-11-2025	Manifold - 2503 HSD To GSPL Ex. TK-2501 3rd/west (I/V D/S Flange)	1923	"	Flange	0	0	0	0	0	0
1924	26-11-2025	Manifold - 2503 HSD To GSPL Ex. TK-2501 3rd/west (I/V Flange (Bonnet)	1924	"	Flange	0	0	0	0	0	0
1925	26-11-2025	Manifold - 2505 HSD From-2501/03 PH#3 Loading line 1st/west (I/V Gland)	1925	16 Inch	Valve	82	0.000147	0.00353 1015	82	0.000147	0.003531 015
1926	26-11-2025	Manifold - 2505 HSD From-2501/03 PH#3 Loading line 1st/west (I/V U/S Flange)	1926	"	Flange	0	0	0	0	0	0
1927	26-11-2025	Manifold - 2505 HSD From-2501/03 PH#3 Loading line 1st/west (I/V D/S Flange)	1927	"	Flange	0	0	0	0	0	0
1928	26-11-2025	Manifold - 2505 HSD From-2501/03 PH#3 Loading line 1st/west (I/V Flange (Bonnet)	1928	"	Flange	0	0	0	0	0	0
1929	26-11-2025	Manifold - 2505 HSD From-2501/03 PH#3 Loading line 2nd/east (I/V Gland)	1929	"	Valve	0	0	0	0	0	0
1930	26-11-2025	Manifold - 2505 HSD From-2501/03 PH#3 Loading line 2nd/east (I/V U/S Flange)	1930	"	Flange	0	0	0	0	0	0
1931	26-11-2025	Manifold - 2505 HSD From-2501/03 PH#3 Loading line 2nd/east (I/V D/S Flange)	1931	"	Flange	0	0	0	0	0	0
1932	26-11-2025	Manifold - 2505 HSD From-2501/03 PH#3 Loading line 2nd/east (I/V Flange (Bonnet)	1932	"	Flange	0	0	0	0	0	0
1933	26-11-2025	Manifold - 2505 HSD-2505 To PH#3 line (I/V Gland)	1933	16 Inch	Valve	0	0	0	0	0	0
1934	26-11-2025	Manifold - 2505 HSD-2505 To PH#3 line (I/V U/S Flange)	1934	"	Flange	0	0	0	0	0	0
1935	26-11-2025	Manifold - 2505 HSD-2505 To PH#3 line (I/V D/S Flange)	1935	"	Flange	0	0	0	0	0	0
1936	26-11-2025	Manifold - 2505 HSD-2505 To PH#3 line (I/V Flange (Bonnet)	1936	"	Flange	0	0	0	0	0	0

Sr.No.	Date	Location	Tag No.	Line Size	Componenet Type	Screening Value (PPM) before Repair	Emission Kg/Hr	Emission Kg/day	Screening Value (PPM) afterRepair	Emission Kg/Hr	Emission Kg/day
1937	26-11-2025	Manifold - 2505 SRGO From CDU-II TO TK-2505 line 1st/west (I/V Gland)	1937	8 Inch	Valve	0	0	0	0	0	0
1938	26-11-2025	Manifold - 2505 SRGO From CDU-II TO TK-2505 line 1st/west (I/V U/S Flange)	1938	"	Flange	0	0	0	0	0	0
1939	26-11-2025	Manifold - 2505 SRGO From CDU-II TO TK-2505 line 1st/west (I/V D/S Flange)	1939	"	Flange	0	0	0	0	0	0
1940	26-11-2025	Manifold - 2505 SRGO From CDU-II TO TK-2505 line 1st/west (I/V Flange (Bonnet)	1940	"	Flange	0	0	0	0	0	0
1941	26-11-2025	Manifold - 2505 SRGO From CDU-II TO TK-2505 line 2nd/middle (I/V Gland)	1941	"	Valve	0	0	0	0	0	0
1942	26-11-2025	Manifold - 2505 SRGO From CDU-II TO TK-2505 line 2nd/middle (I/V U/S Flange)	1942	"	Flange	0	0	0	0	0	0
1943	26-11-2025	Manifold - 2505 SRGO From CDU-II TO TK-2505 line 2nd/middle (I/V D/S Flange)	1943	"	Flange	0	0	0	0	0	0
1944	26-11-2025	Manifold - 2505 SRGO From CDU-II TO TK-2505 line 2nd/middle (I/V Flange (Bonnet)	1944	"	Flange	0	0	0	0	0	0
1945	26-11-2025	Manifold - 2505 SRGO From CDU-II TO TK-2505 line 3rd/east (I/V Gland)	1945	"	Valve	0	0	0	0	0	0
1946	26-11-2025	Manifold - 2505 SRGO From CDU-II TO TK-2505 line 3rd/east (I/V U/S Flange)	1946	"	Flange	0	0	0	0	0	0
1947	26-11-2025	Manifold - 2505 SRGO From CDU-II TO TK-2505 line 3rd/east (I/V D/S Flange)	1947	"	Flange	0	0	0	0	0	0
1948	26-11-2025	Manifold - 2505 SRGO From CDU-II TO TK-2505 line 3rd/east (I/V Flange (Bonnet)	1948	"	Flange	0	0	0	0	0	0
1949	26-11-2025	Manifold - 2505 K-I/K-II Transfer To TK-2505 line To SRGO From CDU-II To TK-2505 line (I/V Gland)	1949	6 Inch	Valve	0	0	0	0	0	0
1950	26-11-2025	Manifold - 2505 K-I/K-II Transfer To TK-2505 line To SRGO From CDU-II To TK-2505 line (I/V U/S Flange)	1950	"	Flange	0	0	0	0	0	0
1951	26-11-2025	Manifold - 2505 K-I/K-II Transfer To TK-2505 line To SRGO From CDU-II To TK-2505 line (I/V D/S Flange)	1951	"	Flange	0	0	0	0	0	0
1952	26-11-2025	Manifold - 2505 K-I/K-II Transfer To TK-2505 line To SRGO From CDU-II To TK-2505 line (I/V Flange (Bonnet)	1952	"	Flange	0	0	0	0	0	0
1953	28-11-2025	Manifold - 2505 HSD TO PH#3 TK-2505 line 1st/east (I/V Gland)	1953	16 Inch	Valve	0	0	0	0	0	0
1954	28-11-2025	Manifold - 2505 HSD TO PH#3 TK-2505 line 1st/east (I/V U/S Flange)	1954	"	Flange	0	0	0	0	0	0
1955	28-11-2025	Manifold - 2505 HSD TO PH#3 TK-2505 line 1st/east (I/V D/S Flange)	1955	"	Flange	0	0	0	0	0	0
1956	28-11-2025	Manifold - 2505 HSD TO PH#3 TK-2505 line 1st/east (I/V Flange (Bonnet)	1956	"	Flange	0	0	0	0	0	0
1957	28-11-2025	Manifold - 2505 HSD TO PH#3 TK-2505 line 2nd/middle (I/V Gland)	1957	"	Valve	0	0	0	0	0	0
1958	28-11-2025	Manifold - 2505 HSD TO PH#3 TK-2505 line 2nd/middle (I/V U/S Flange)	1958	"	Flange	0	0	0	0	0	0
1959	28-11-2025	Manifold - 2505 HSD TO PH#3 TK-2505 line 2nd/middle (I/V D/S Flange)	1959	"	Flange	0	0	0	0	0	0
1960	28-11-2025	Manifold - 2505 HSD TO PH#3 TK-2505 line 2nd/middle (I/V Flange (Bonnet)	1960	"	Flange	0	0	0	0	0	0
1961	28-11-2025	Manifold - 2505 HSD TO PH#3 TK-2505 line 3rd/west (I/V Gland)	1961	"	Valve	0	0	0	0	0	0
1962	28-11-2025	Manifold - 2505 HSD TO PH#3 TK-2505 line 3rd/west (I/V U/S Flange)	1962	"	Flange	0	0	0	0	0	0
1963	28-11-2025	Manifold - 2505 HSD TO PH#3 TK-2505 line 3rd/west (I/V D/S Flange)	1963	"	Flange	0	0	0	0	0	0
1964	28-11-2025	Manifold - 2505 HSD TO PH#3 TK-2505 line 3rd/west (I/V Flange (Bonnet)	1964	"	Flange	0	0	0	0	0	0
1965	28-11-2025	Manifold - 2505 HSD GSPL To TK-2505 line 1st/west (I/V Gland)	1965	16 Inch	Valve	0	0	0	0	0	0
1966	28-11-2025	Manifold - 2505 HSD GSPL To TK-2505 line 1st/west (I/V U/S Flange)	1966	"	Flange	0	0	0	0	0	0
1967	28-11-2025	Manifold - 2505 HSD GSPL To TK-2505 line 1st/west (I/V D/S Flange)	1967	"	Flange	0	0	0	0	0	0
1968	28-11-2025	Manifold - 2505 HSD GSPL To TK-2505 line 1st/west (I/V Flange (Bonnet)	1968	"	Flange	0	0	0	0	0	0
1969	28-11-2025	Manifold - 2505 HSD GSPL To TK-2505 line 2nd/middle (I/V Gland)	1969	"	Valve	0	0	0	0	0	0

Sr.No.	Date	Location	Tag No.	Line Size	Componenet Type	Screening Value (PPM) before Repair	Emission Kg/Hr	Emission Kg/day	Screening Value (PPM) afterRepair	Emission Kg/Hr	Emission Kg/day
1970	28-11-2025	Manifold - 2505 HSD GSPL To TK-2505 line 2nd/middle (I/V U/S Flange)	1970	"	Flange	4.6	0.00013 3047	0.00319 3128	4.6	0.00013304 7	0.003193 128
1971	28-11-2025	Manifold - 2505 HSD GSPL To TK-2505 line 2nd/middle (I/V D/S Flange)	1971	"	Flange	0	0	0	0	0	0
1972	28-11-2025	Manifold - 2505 HSD GSPL To TK-2505 line 2nd/middle (I/V Flange (Bonnet)	1972	"	Flange	0	0	0	0	0	0
1973	28-11-2025	Manifold - 2505 HSD GSPL To TK-2505 line 3rd/east (I/V Gland)	1973	"	Valve	0	0	0	0	0	0
1974	28-11-2025	Manifold - 2505 HSD GSPL To TK-2505 line 3rd/east (I/V U/S Flange)	1974	"	Flange	0	0	0	0	0	0
1975	28-11-2025	Manifold - 2505 HSD GSPL To TK-2505 line 3rd/east (I/V D/S Flange)	1975	"	Flange	0	0	0	0	0	0
1976	28-11-2025	Manifold - 2505 HSD GSPL To TK-2505 line 3rd/east (I/V Flange (Bonnet)	1976	"	Flange	0	0	0	0	0	0
1977	28-11-2025	Manifold - 2505 CDU-I SRGO R/D TO TK-2505 line 1st/east (I/V Gland)	1977	8 Inch	Valve	0	0	0	0	0	0
1978	28-11-2025	Manifold - 2505 CDU-I SRGO R/D TO TK-2505 line 1st/east (I/V U/S Flange)	1978	"	Flange	0	0	0	0	0	0
1979	28-11-2025	Manifold - 2505 CDU-I SRGO R/D TO TK-2505 line 1st/east (I/V D/S Flange)	1979	"	Flange	0	0	0	0	0	0
1980	28-11-2025	Manifold - 2505 CDU-I SRGO R/D TO TK-2505 line 1st/east (I/V Flange (Bonnet)	1980	"	Flange	0	0	0	0	0	0
1981	28-11-2025	Manifold - 2505 CDU-I SRGO R/D TO TK-2505 line 2nd/middle (I/V Gland)	1981	"	Valve	0	0	0	0	0	0
1982	28-11-2025	Manifold - 2505 CDU-I SRGO R/D TO TK-2505 line 2nd/middle (I/V U/S Flange)	1982	"	Flange	0	0	0	0	0	0
1983	28-11-2025	Manifold - 2505 CDU-I SRGO R/D TO TK-2505 line 2nd/middle (I/V D/S Flange)	1983	"	Flange	0	0	0	0	0	0
1984	28-11-2025	Manifold - 2505 CDU-I SRGO R/D TO TK-2505 line 2nd/middle (I/V Flange (Bonnet)	1984	"	Flange	0	0	0	0	0	0
1985	28-11-2025	Manifold - 2505 CDU-I SRGO R/D TO TK-2505 line 3rd/west (I/V Gland)	1985	"	Valve	0	0	0	0	0	0
1986	28-11-2025	Manifold - 2505 CDU-I SRGO R/D TO TK-2505 line 3rd/west (I/V U/S Flange)	1986	"	Flange	0	0	0	0	0	0
1987	28-11-2025	Manifold - 2505 CDU-I SRGO R/D TO TK-2505 line 3rd/west (I/V D/S Flange)	1987	"	Flange	0	0	0	0	0	0
1988	28-11-2025	Manifold - 2505 CDU-I SRGO R/D TO TK-2505 line 3rd/west (I/V Flange (Bonnet)	1988	"	Flange	0	0	0	0	0	0
1989	28-11-2025	Manifold - 2505 DHDT R/D -2505 line 1st/east (I/V Gland)	1989	8 Inch	Valve	0	0	0	0	0	0
1990	28-11-2025	Manifold - 2505 DHDT R/D -2505 line 1st/east (I/V U/S Flange)	1990	"	Flange	0	0	0	0	0	0
1991	28-11-2025	Manifold - 2505 DHDT R/D -2505 line 1st/east (I/V D/S Flange)	1991	"	Flange	0	0	0	0	0	0
1992	28-11-2025	Manifold - 2505 DHDT R/D -2505 line 1st/east (I/V Flange (Bonnet)	1992	"	Flange	0	0	0	0	0	0
1993	28-11-2025	Manifold - 2505 DHDT R/D -2505 line 2nd/west (I/V Gland)	1993	"	Valve	0	0	0	0	0	0
1994	28-11-2025	Manifold - 2505 DHDT R/D -2505 line 2nd/west (I/V U/S Flange)	1994	"	Flange	0	0	0	0	0	0
1995	28-11-2025	Manifold - 2505 DHDT R/D -2505 line 2nd/west (I/V D/S Flange)	1995	"	Flange	0	0	0	0	0	0
1996	28-11-2025	Manifold - 2505 DHDT R/D -2505 line 2nd/west (I/V Flange (Bonnet)	1996	"	Flange	0	0	0	0	0	0
1997	28-11-2025	Manifold - 2505 HSD Reciculation To Tk-2505 line 1st/east (I/V Gland)	1997	6 Inch	Valve	0	0	0	0	0	0
1998	28-11-2025	Manifold - 2505 HSD Reciculation To Tk-2505 line 1st/east (I/V U/S Flange)	1998	"	Flange	0	0	0	0	0	0
1999	28-11-2025	Manifold - 2505 HSD Reciculation To Tk-2505 line 1st/east (I/V D/S Flange)	1999	"	Flange	0	0	0	0	0	0
2000	28-11-2025	Manifold - 2505 HSD Reciculation To Tk-2505 line 1st/east (I/V Flange (Bonnet)	2000	"	Flange	0	0	0	0	0	0
2001	28-11-2025	Manifold - 2505 HSD Reciculation To Tk-2505 line 2nd/middle (I/V Gland)	2001	"	Valve	0	0	0	0	0	0
2002	28-11-2025	Manifold - 2505 HSD Reciculation To Tk-2505 line 2nd/middle (I/V U/S Flange)	2002	"	Flange	0	0	0	0	0	0
2003	28-11-2025	Manifold - 2505 HSD Reciculation To Tk-2505 line 2nd/middle (I/V D/S Flange)	2003	"	Flange	0	0	0	0	0	0

Sr.No.	Date	Location	Tag No.	Line Size	Componenet Type	Screening Value (PPM) before Repair	Emission Kg/Hr	Emission Kg/day	Screening Value (PPM) afterRepair	Emission Kg/Hr	Emission Kg/day
2004	28-11-2025	Manifold - 2505 HSD Reciculation To Tk-2505 line 2nd/middle (I/V Flange (Bonnet)	2004	"	Flange	0	0	0	0	0	0
2005	28-11-2025	Manifold - 2505 HSD Reciculation To Tk-2505 line 3rd/west (I/V Gland)	2005	"	Valve	66.7	0.000129	0.003092572	66.7	0.000129	0.003092572
2006	28-11-2025	Manifold - 2505 HSD Reciculation To Tk-2505 line 3rd/west (I/V U/S Flange)	2006	"	Flange	0	0	0	0	0	0
2007	28-11-2025	Manifold - 2505 HSD Reciculation To Tk-2505 line 3rd/west (I/V D/S Flange)	2007	"	Flange	0	0	0	0	0	0
2008	28-11-2025	Manifold - 2505 HSD Reciculation To Tk-2505 line 3rd/west (I/V Flange (Bonnet)	2008	"	Flange	0	0	0	0	0	0
2009	28-11-2025	Manifold - 2505 47-MOV-1115 (C/V U/S Flange)	2009	16 Inch	Flange	0	0	0	0	0	0
2010	28-11-2025	Manifold - 2505 47-MOV-1115 (C/V D/S Flange)	2010	"	Flange	0	0	0	0	0	0
2011	28-11-2025	Manifold - 2505 47-MOV-1115 U/S line (I/V Gland)	2011	6 Inch	Valve	0	0	0	0	0	0
2012	28-11-2025	Manifold - 2505 47-MOV-1115 U/S line (I/V U/S Flange)	2012	"	Flange	0	0	0	0	0	0
2013	28-11-2025	Manifold - 2505 47-MOV-1115 U/S line (I/V D/S Flange)	2013	"	Flange	0	0	0	0	0	0
2014	28-11-2025	Manifold - 2505 47-MOV-1115 U/S line (I/V Flange (Bonnet)	2014	"	Flange	0	0	0	0	0	0
2015	28-11-2025	Manifold - 2505 47-MOV-1115 D/S line (I/V Gland)	2015	"	Valve	0	0	0	0	0	0
2016	28-11-2025	Manifold - 2505 47-MOV-1115 D/S line (I/V U/S Flange)	2016	"	Flange	0	0	0	0	0	0
2017	28-11-2025	Manifold - 2505 47-MOV-1115 D/S line (I/V D/S Flange)	2017	"	Flange	0	0	0	0	0	0
2018	28-11-2025	Manifold - 2505 47-MOV-1115 D/S line (I/V Flange (Bonnet)	2018	"	Flange	0	0	0	0	0	0
2019	28-11-2025	Manifold - 2505 47-MOV-1119 (C/V U/S Flange)	2019	16 Inch	Flange	0	0	0	0	0	0
2020	28-11-2025	Manifold - 2505 47-MOV-1119 (C/V D/S Flange)	2020	"	Flange	0	0	0	0	0	0
2021	28-11-2025	Manifold - 2505 47-MOV-1119 U/S line (I/V Gland)	2021	"	Valve	49.5	0.000106	0.002553686	49.5	0.000106	0.002553686
2022	28-11-2025	Manifold - 2505 47-MOV-1119 U/S line (I/V U/S Flange)	2022	"	Flange	0	0	0	0	0	0
2023	28-11-2025	Manifold - 2505 47-MOV-1119 U/S line (I/V D/S Flange)	2023	"	Flange	0	0	0	0	0	0
2024	28-11-2025	Manifold - 2505 47-MOV-1119 U/S line (I/V Flange (Bonnet)	2024	"	Flange	0	0	0	0	0	0
2025	28-11-2025	Manifold - 2505 47-MOV-1119 D/S line (I/V Gland)	2025	"	Valve	0	0	0	0	0	0
2026	28-11-2025	Manifold - 2505 47-MOV-1119 D/S line (I/V U/S Flange)	2026	"	Flange	0	0	0	0	0	0
2027	28-11-2025	Manifold - 2505 47-MOV-1119 D/S line (I/V D/S Flange)	2027	"	Flange	0	0	0	0	0	0
2028	28-11-2025	Manifold - 2505 47-MOV-1119 D/S line (I/V Flange (Bonnet)	2028	"	Flange	0	0	0	0	0	0
2029	28-11-2025	Manifold-2701 P-107 Suction 1st / west (I/V Gland)	2029	6 Inch	Valve	45.1	0.000100	0.002405539	45.1	0.000100	0.002405539
2030	28-11-2025	Manifold-2701 P-107 Suction 1st / west (I/V U/S Flange)	2030	"	Flange	0	0	0	0	0	0
2031	28-11-2025	Manifold-2701 P-107 Suction 1st / west (I/V D/S Flange)	2031	"	Flange	0	0	0	0	0	0
2032	28-11-2025	Manifold-2701 P-107 Suction 1st / west (I/V Flange (Bonnet)	2032	"	Flange	0	0	0	0	0	0
2033	28-11-2025	Manifold-2701 P-107 Suction 2nd/middle (I/V Gland)	2033	"	Valve	0	0	0	0	0	0
2034	28-11-2025	Manifold-2701 P-107 Suction 2nd/middle (I/V U/S Flange)	2034	"	Flange	0	0	0	0	0	0
2035	28-11-2025	Manifold-2701 P-107 Suction 2nd/middle (I/V D/S Flange)	2035	"	Flange	0	0	0	0	0	0
2036	28-11-2025	Manifold-2701 P-107 Suction 2nd/middle (I/V Flange (Bonnet)	2036	"	Flange	0	0	0	0	0	0
2037	28-11-2025	Manifold-2701 P-107 Suction 3rd/east(I/V Gland)	2037	"	Valve	0	0	0	0	0	0
2038	28-11-2025	Manifold-2701 P-107 Suction 3rd/east(I/V U/S Flange)	2038	"	Flange	0	0	0	0	0	0
2039	28-11-2025	Manifold-2701 P-107 Suction 3rd/east(I/V D/S Flange)	2039	"	Flange	0	0	0	0	0	0
2040	28-11-2025	Manifold-2701 P-107 Suction 3rd/east(I/V Flange (Bonnet)	2040	"	Flange	0	0	0	0	0	0
2041	28-11-2025	Manifold-2701 EURO-IV R/D 1st / west (I/V Gland)	2041	"	Valve	0	0	0	0	0	0
2042	28-11-2025	Manifold-2701 EURO-IV R/D 1st / west (I/V U/S Flange)	2042	"	Flange	0	0	0	0	0	0

Sr.No.	Date	Location	Tag No.	Line Size	Componenet Type	Screening Value (PPM) before Repair	Emission Kg/Hr	Emission Kg/day	Screening Value (PPM) afterRepair	Emission Kg/Hr	Emission Kg/day
2043	28-11-2025	Manifold-2701 EURO-IV R/D 1st / west (I/V D/S Flange)	2043	"	Flange	0	0	0	0	0	0
2044	28-11-2025	Manifold-2701 EURO-IV R/D 1st / west (I/V Flange (Bonnet)	2044	"	Flange	0	0	0	0	0	0
2045	28-11-2025	Manifold-2701 EURO-IV R/D 2nd/middle (I/V Gland)	2045	"	Valve	0	0	0	0	0	0
2046	28-11-2025	Manifold-2701 EURO-IV R/D 2nd/middle (I/V U/S Flange)	2046	"	Flange	0	0	0	0	0	0
2047	28-11-2025	Manifold-2701 EURO-IV R/D 2nd/middle (I/V D/S Flange)	2047	"	Flange	0	0	0	0	0	0
2048	28-11-2025	Manifold-2701 EURO-IV R/D 2nd/middle (I/V Flange (Bonnet)	2048	"	Flange	0	0	0	0	0	0
2049	28-11-2025	Manifold-2701 EURO-IV R/D 3rd/east (I/V Gland)	2049	"	Valve	0	0	0	0	0	0
2050	28-11-2025	Manifold-2701 EURO-IV R/D 3rd/east (I/V U/S Flange)	2050	"	Flange	0	0	0	0	0	0
2051	28-11-2025	Manifold-2701 EURO-IV R/D 3rd/east (I/V D/S Flange)	2051	"	Flange	0	0	0	0	0	0
2052	28-11-2025	Manifold-2701 EURO-IV R/D 3rd/east (I/V Flange (Bonnet)	2052	"	Flange	0	0	0	0	0	0
2053	28-11-2025	Manifold-2701 EURO-III MS R/D 1st / east(I/V Gland)	2053	"	Valve	8.2	0.000034	0.0008005192	8.2	0.000034	0.000805192
2054	28-11-2025	Manifold-2701 EURO-III MS R/D 1st / east(I/V U/S Flange)	2054	"	Flange	0	0	0	0	0	0
2055	28-11-2025	Manifold-2701 EURO-III MS R/D 1st / east(I/V D/S Flange)	2055	"	Flange	0	0	0	0	0	0
2056	28-11-2025	Manifold-2701 EURO-III MS R/D 1st / east(I/V Flange (Bonnet)	2056	"	Flange	0	0	0	0	0	0
2057	28-11-2025	Manifold-2701 EURO-III MS R/D 2nd/middle (I/V Gland)	2057	"	Valve	0	0	0	0	0	0
2058	28-11-2025	Manifold-2701 EURO-III MS R/D 2nd/middle (I/V U/S Flange)	2058	"	Flange	0	0	0	0	0	0
2059	28-11-2025	Manifold-2701 EURO-III MS R/D 2nd/middle (I/V D/S Flange)	2059	"	Flange	0	0	0	0	0	0
2060	28-11-2025	Manifold-2701 EURO-III MS R/D 2nd/middle (I/V Flange (Bonnet)	2060	"	Flange	0	0	0	0	0	0
2061	28-11-2025	Manifold-2701 EURO-III MS R/D 3rd/west(I/V Gland)	2061	"	Valve	0	0	0	0	0	0
2062	28-11-2025	Manifold-2701 EURO-III MS R/D 3rd/west(I/V U/S Flange)	2062	"	Flange	0	0	0	0	0	0
2063	28-11-2025	Manifold-2701 EURO-III MS R/D 3rd/west(I/V D/S Flange)	2063	"	Flange	0	0	0	0	0	0
2064	28-11-2025	Manifold-2701 EURO-III MS R/D 3rd/west(I/V Flange (Bonnet)	2064	"	Flange	0	0	0	0	0	0
2065	28-11-2025	M.A R/D-2701 line 1st / west (I/V Gland)	2065	6 Inch	Valve	169.5	0.000235	0.00562805	169.5	0.000235	0.00562805
2066	28-11-2025	M.A R/D-2701 line 1st / west (I/V U/S Flange)	2066		Flange	0	0	0	0	0	0
2067	28-11-2025	M.A R/D-2701 line 1st / west (I/V D/S Flange)	2067	"	Flange	0	0	0	0	0	0
2068	28-11-2025	M.A R/D-2701 line 1st / west (I/V Flange/Bonnet)	2068	"	Flange	0	0	0	0	0	0
2069	28-11-2025	M.A R/D-2701 line 2nd / middle (I/V Gland)	2069		Valve	0	0	0	0	0	0
2070	28-11-2025	M.A R/D-2701 line 2nd / middle (I/V U/S Flange)	2070	"	Flange	0	0	0	0	0	0
2071	28-11-2025	M.A R/D-2701 line 2nd / middle (I/V D/S Flange)	2071	"	Flange	0	0	0	0	0	0
2072	28-11-2025	M.A R/D-2701 line 2nd / middle (I/V Flange/Bonnet)	2072	"	Flange	0	0	0	0	0	0
2073	28-11-2025	M.A R/D-2701 line 3rd / east (I/V Gland)	2073		Valve	0	0	0	0	0	0
2074	28-11-2025	M.A R/D-2701 line 3rd / east (I/V U/S Flange)	2074	"	Flange	0	0	0	0	0	0
2075	28-11-2025	M.A R/D-2701 line 3rd / east (I/V D/S Flange)	2075	"	Flange	0	0	0	0	0	0
2076	28-11-2025	M.A R/D-2701 line 3rd / east (I/V Flange/Bonnet)	2076	"	Flange	0	0	0	0	0	0
2077	28-11-2025	Heavy Cokeer Na. DHDT-2701 line 1st / east (I/V Gland)	2077	2 Inch	Valve	0	0	0	0	0	0
2078	28-11-2025	Heavy Cokeer Na. DHDT-2701 line 1st / east (I/V U/S Flange)	2078	"	Flange	0	0	0	0	0	0
2079	28-11-2025	Heavy Cokeer Na. DHDT-2701 line 1st / east (I/V D/S Flange)	2079	"	Flange	0	0	0	0	0	0
2080	28-11-2025	Heavy Cokeer Na. DHDT-2701 line 1st / east (I/V Flange/Bonnet)	2080	"	Flange	0	0	0	0	0	0
2081	28-11-2025	Heavy Cokeer Na. DHDT-2701 line 2nd / middle (I/V Gland)	2081	"	Valve	0	0	0	0	0	0
2082	28-11-2025	Heavy Cokeer Na. DHDT-2701 line 2nd / middle (I/V U/S Flange)	2082	"	Flange	0	0	0	0	0	0

Sr.No.	Date	Location	Tag No.	Line Size	Componenet Type	Screening Value (PPM) before Repair	Emission Kg/Hr	Emission Kg/day	Screening Value (PPM) afterRepair	Emission Kg/Hr	Emission Kg/day
2083	28-11-2025	Heavy Cokeer Na. DHDT-2701 line 2nd / middle (I/V D/S Flange)	2083		Flange	0	0	0	0	0	0
2084	28-11-2025	Heavy Cokeer Na. DHDT-2701 line 2nd / middle (I/V Flange/Bonnet)	2084	"	Flange	0	0	0	0	0	0
2085	28-11-2025	Heavy Cokeer Na. DHDT-2701 line 3rd / west (I/V Gland)	2085	"	Valve	0	0	0	0	0	0
2086	28-11-2025	Heavy Cokeer Na. DHDT-2701 line 3rd / west (I/V U/S Flange)	2086		Flange	0	0	0	0	0	0
2087	28-11-2025	Heavy Cokeer Na. DHDT-2701 line 3rd / west (I/V D/S Flange)	2087	"	Flange	0	0	0	0	0	0
2088	28-11-2025	Heavy Cokeer Na. DHDT-2701 line 3rd / west (I/V Flange/Bonnet)	2088	"	Flange	0	0	0	0	0	0
2089	28-11-2025	SRN R/D - 2701 line 1st / east (I/V Gland)	2089	4 Inch	Valve	756.6	0.000613	0.01470 4938	756.6	0.000613	0.014704 938
2090	28-11-2025	SRN R/D - 2701 line 1st / east (I/V U/S Flange)	2090	"	Flange	0	0	0	0	0	0
2091	28-11-2025	SRN R/D - 2701 line 1st / east (I/V D/S Flange)	2091		Flange	0	0	0	0	0	0
2092	28-11-2025	SRN R/D - 2701 line 1st / east (I/V Flange/Bonnet)	2092	"	Flange	0	0	0	0	0	0
2093	28-11-2025	SRN R/D - 2701 line 2nd / middle (I/V Gland)	2093	"	Valve	0	0	0	0	0	0
2094	28-11-2025	SRN R/D - 2701 line 2nd / middle (I/V U/S Flange)	2094		Flange	0	0	0	0	0	0
2095	28-11-2025	SRN R/D - 2701 line 2nd / middle (I/V D/S Flange)	2095	"	Flange	0	0	0	0	0	0
2096	28-11-2025	SRN R/D - 2701 line 2nd / middle (I/V Flange/Bonnet)	2096	"	Flange	0	0	0	0	0	0
2097	28-11-2025	SRN R/D - 2701 line 3rd / west (I/V Gland)	2097	"	Valve	0	0	0	0	0	0
2098	28-11-2025	SRN R/D - 2701 line 3rd / west (I/V U/S Flange)	2098		Flange	0	0	0	0	0	0
2099	28-11-2025	SRN R/D - 2701 line 3rd / west (I/V D/S Flange)	2099	"	Flange	0	0	0	0	0	0
2100	28-11-2025	SRN R/D - 2701 line 3rd / west (I/V Flange/Bonnet)	2100	"	Flange	0	0	0	0	0	0
2101	28-11-2025	CN R/D 2701 line 1st / east (I/V Gland)	2101	4 Inch	Valve	0	0	0	0	0	0
2102	28-11-2025	CN R/D 2701 line 1st / east (I/V U/S Flange)	2102	"	Flange	0	0	0	0	0	0
2103	28-11-2025	CN R/D 2701 line 1st / east (I/V D/S Flange)	2103	"	Flange	0	0	0	0	0	0
2104	28-11-2025	CN R/D 2701 line 1st / east (I/V Flange/Bonnet)	2104	"	Flange	0	0	0	0	0	0
2105	28-11-2025	CN R/D 2701 line 2nd / middle (I/V Gland)	2105	"	Valve	0	0	0	0	0	0
2106	28-11-2025	CN R/D 2701 line 2nd / middle (I/V U/S Flange)	2106		Flange	0	0	0	0	0	0
2107	28-11-2025	CN R/D 2701 line 2nd / middle (I/V D/S Flange)	2107	"	Flange	0	0	0	0	0	0
2108	28-11-2025	CN R/D 2701 line 2nd / middle (I/V Flange/Bonnet)	2108	"	Flange	0	0	0	0	0	0
2109	28-11-2025	CN R/D 2701 line 3rd / west (I/V Gland)	2109		Valve	0	0	0	0	0	0
2110	28-11-2025	CN R/D 2701 line 3rd / west (I/V U/S Flange)	2110	"	Flange	0	0	0	0	0	0
2111	28-11-2025	CN R/D 2701 line 3rd / west (I/V D/S Flange)	2111	"	Flange	0	0	0	0	0	0
2112	28-11-2025	CN R/D 2701 line 3rd / west (I/V Flange/Bonnet)	2112	"	Flange	0	0	0	0	0	0
2113	28-11-2025	Pipe line-2701 line 1st / west (I/V Gland)	2113	10 Inch	Valve	11.8	0.000042	0.00101 7137	11.8	0.000042	0.001017 137
2114	28-11-2025	Pipe line-2701 line 1st / west (I/V U/S Flange)	2114	"	Flange	4.1	0.000021	0.00051 5986	4.1	0.000021	0.000515 986
2115	28-11-2025	Pipe line-2701 line 1st / west (I/V D/S Flange)	2115	"	Flange	0	0	0	0	0	0
2116	28-11-2025	Pipe line-2701 line 1st / west (I/V Flange/Bonnet)	2116	"	Flange	0	0	0	0	0	0
2117	28-11-2025	Pipe line-2701 line 2nd / middle (I/V Gland)	2117	"	Valve	0	0	0	0	0	0
2118	28-11-2025	Pipe line-2701 line 2nd / middle (I/V U/S Flange)	2118		Flange	0	0	0	0	0	0
2119	28-11-2025	Pipe line-2701 line 2nd / middle (I/V D/S Flange)	2119	"	Flange	0	0	0	0	0	0
2120	28-11-2025	Pipe line-2701 line 2nd / middle (I/V Flange/Bonnet)	2120	"	Flange	0	0	0	0	0	0
2121	28-11-2025	Pipe line-2701 line 3rd / east (I/V Gland)	2121	"	Valve	0	0	0	0	0	0
2122	28-11-2025	Pipe line-2701 line 3rd / east (I/V U/S Flange)	2122	"	Flange	0	0	0	0	0	0

Sr.No.	Date	Location	Tag No.	Line Size	Componenet Type	Screening Value (PPM) before Repair	Emission Kg/Hr	Emission Kg/day	Screening Value (PPM) afterRepair	Emission Kg/Hr	Emission Kg/day
2123	28-11-2025	Pipe line-2701 line 3rd / east (I/V D/S Flange)	2123	"	Flange	0	0	0	0	0	0
2124	28-11-2025	Pipe line-2701 line 3rd / east (I/V Flange/Bonnet)	2124	"	Flange	0	0	0	0	0	0
2125	28-11-2025	Pump Suction-2701 line 1st / west (I/V Gland)	2125	14 Inch	Valve	0	0	0	0	0	0
2126	28-11-2025	Pump Suction-2701 line 1st / west (I/V U/S Flange)	2126	"	Flange	0	0	0	0	0	0
2127	28-11-2025	Pump Suction-2701 line 1st / west (I/V D/S Flange)	2127	"	Flange	0	0	0	0	0	0
2128	28-11-2025	Pump Suction-2701 line 1st / west (I/V Flange/Bonnet)	2128	"	Flange	0	0	0	0	0	0
2129	28-11-2025	Pump Suction-2701 line 2nd / middle (I/V Gland)	2129	"	Valve	0	0	0	0	0	0
2130	28-11-2025	Pump Suction-2701 line 2nd / middle (I/V U/S Flange)	2130	"	Flange	0	0	0	0	0	0
2131	28-11-2025	Pump Suction-2701 line 2nd / middle (I/V D/S Flange)	2131	"	Flange	0	0	0	0	0	0
2132	28-11-2025	Pump Suction-2701 line 2nd / middle (I/V Flange/Bonnet)	2132	"	Flange	0	0	0	0	0	0
2133	28-11-2025	Pump Suction-2701 line 3rd / east (I/V Gland)	2133	"	Valve	676.9	0.000570	0.013690766	676.9	0.000570	0.013690766
2134	28-11-2025	Pump Suction-2701 line 3rd / east (I/V U/S Flange)	2134	"	Flange	0	0	0	0	0	0
2135	28-11-2025	Pump Suction-2701 line 3rd / east (I/V D/S Flange)	2135	"	Flange	0	0	0	0	0	0
2136	28-11-2025	Pump Suction-2701 line 3rd / east (I/V Flange/Bonnet)	2136	"	Flange	0	0	0	0	0	0
2137	28-11-2025	ST. Naph. Ex. DHDT -2701 line 1st / east (I/V Gland)	2137	3 Inch	Valve	0	0	0	0	0	0
2138	28-11-2025	ST. Naph. Ex. DHDT -2701 line 1st / east (I/V U/S Flange)	2138	"	Flange	0	0	0	0	0	0
2139	28-11-2025	ST. Naph. Ex. DHDT -2701 line 1st / east (I/V D/S Flange)	2139	"	Flange	0	0	0	0	0	0
2140	28-11-2025	ST. Naph. Ex. DHDT -2701 line 1st / east (I/V Flange/Bonnet)	2140	"	Flange	0	0	0	0	0	0
2141	28-11-2025	ST. Naph. Ex. DHDT -2701 line (NRV Top Flange)	2141	"	Flange	0	0	0	0	0	0
2142	28-11-2025	ST. Naph. Ex. DHDT -2701 line (NRV U/S Flange)	2142	"	Flange	0	0	0	0	0	0
2143	28-11-2025	ST. Naph. Ex. DHDT -2701 line (NRV D/S Flange)	2143	"	Flange	0	0	0	0	0	0
2144	28-11-2025	ST. Naph. Ex. DHDT -2701 line 2nd/west (I/V Gland)	2144	"	Valve	0	0	0	0	0	0
2145	28-11-2025	ST. Naph. Ex. DHDT -2701 line 2nd/west (I/V U/S Flange)	2145	"	Flange	0	0	0	0	0	0
2146	28-11-2025	ST. Naph. Ex. DHDT -2701 line 2nd/west (I/V D/S Flange)	2146	"	Flange	0	0	0	0	0	0
2147	28-11-2025	ST. Naph. Ex. DHDT -2701 line 2nd/west (I/V Flange/Bonnet)	2147	"	Flange	0	0	0	0	0	0
2148	28-11-2025	M.S Pump Suction -2706 line 1st / west (I/V Gland)	2148	"	Valve	0	0	0	0	0	0
2149	28-11-2025	M.S Pump Suction -2706 line 1st / west (I/V U/S Flange)	2149	"	Flange	0	0	0	0	0	0
2150	28-11-2025	M.S Pump Suction -2706 line 1st / west (I/V D/S Flange)	2150	"	Flange	0	0	0	0	0	0
2151	28-11-2025	M.S Pump Suction -2706 line 1st / west (I/V Flange/Bonnet)	2151	"	Flange	0	0	0	0	0	0
2152	28-11-2025	M.S Pump Suction -2706 line 2nd / middle (I/V Gland)	2152	"	Valve	0	0	0	0	0	0
2153	28-11-2025	M.S Pump Suction -2706 line 2nd / middle (I/V U/S Flange)	2153	"	Flange	0	0	0	0	0	0
2154	28-11-2025	M.S Pump Suction -2706 line 2nd / middle (I/V D/S Flange)	2154	"	Flange	0	0	0	0	0	0
2155	28-11-2025	M.S Pump Suction -2706 line 2nd / middle (I/V Flange/Bonnet)	2155	"	Flange	0	0	0	0	0	0
2156	28-11-2025	M.S Pump Suction -2706 line 3rd / east (I/V Gland)	2156	"	Valve	1163	0.000807	0.019379082	1163	0.000807	0.019379082
2157	28-11-2025	M.S Pump Suction -2706 line 3rd / east (I/V U/S Flange)	2157	"	Flange	0	0	0	0	0	0
2158	28-11-2025	M.S Pump Suction -2706 line 3rd / east (I/V D/S Flange)	2158	"	Flange	12.4	0.00026795	0.0064308	12.4	0.00026795	0.0064308
2159	28-11-2025	M.S Pump Suction -2706 line 3rd / east (I/V Flange/Bonnet)	2159	"	Flange	0	0	0	0	0	0
2160	28-11-2025	Pipe Line -2706 line 1st / west (I/V Gland)	2160	10 Inch	Valve	0	0	0	0	0	0
2161	28-11-2025	Pipe Line -2706 line 1st / west (I/V U/S Flange)	2161		Flange	0	0	0	0	0	0
2162	28-11-2025	Pipe Line -2706 line 1st / west (I/V D/S Flange)	2162	"	Flange	0	0	0	0	0	0

Sr.No.	Date	Location	Tag No.	Line Size	Componenet Type	Screening Value (PPM) before Repair	Emission Kg/Hr	Emission Kg/day	Screening Value (PPM) afterRepair	Emission Kg/Hr	Emission Kg/day
2163	28-11-2025	Pipe Line -2706 line 1st / west (I/V Flange/Bonnet)	2163	"	Flange	0	0	0	0	0	0
2164	28-11-2025	Pipe Line -2706 line 2nd / middle (I/V Gland)	2164	"	Valve	0	0	0	0	0	0
2165	28-11-2025	Pipe Line -2706 line 2nd / middle (I/V U/S Flange)	2165		Flange	0	0	0	0	0	0
2166	28-11-2025	Pipe Line -2706 line 2nd / middle (I/V D/S Flange)	2166	"	Flange	0	0	0	0	0	0
2167	28-11-2025	Pipe Line -2706 line 2nd / middle (I/V Flange/Bonnet)	2167	"	Flange	0	0	0	0	0	0
2168	28-11-2025	Pipe Line -2706 line 3rd / east (I/V Gland)	2168		Valve	0	0	0	0	0	0
2169	28-11-2025	Pipe Line -2706 line 3rd / east (I/V U/S Flange)	2169	"	Flange	0	0	0	0	0	0
2170	28-11-2025	Pipe Line -2706 line 3rd / east (I/V D/S Flange)	2170	"	Flange	0	0	0	0	0	0
2171	28-11-2025	Pipe Line -2706 line 3rd / east (I/V Flange/Bonnet)	2171	"	Flange	0	0	0	0	0	0
2172	28-11-2025	M.S Unloading From Truck -2706 Line 1st / east (I/V Gland)	2172	3 Inch	Valve	124.6	0.000192	0.00461906	124.6	0.000192	0.00461906
2173	28-11-2025	M.S Unloading From Truck -2706 Line 1st / east (I/V U/S Flange)	2173	"	Flange	0	0	0	0	0	0
2174	28-11-2025	M.S Unloading From Truck -2706 Line 1st / east (I/V D/S Flange)	2174	"	Flange	0	0	0	0	0	0
2175	28-11-2025	M.S Unloading From Truck -2706 Line 1st / east (I/V Flange/Bonnet)	2175	"	Flange	0	0	0	0	0	0
2176	28-11-2025	M.S Unloading From Truck -2706 line 2nd / middle (I/V Gland)	2176	"	Valve	0	0	0	0	0	0
2177	28-11-2025	M.S Unloading From Truck -2706 line 2nd / middle (I/V U/S Flange)	2177	"	Flange	0	0	0	0	0	0
2178	28-11-2025	M.S Unloading From Truck -2706 line 2nd / middle (I/V D/S Flange)	2178	"	Flange	0	0	0	0	0	0
2179	28-11-2025	M.S Unloading From Truck -2706 line 2nd / middle (I/V Flange/Bonnet)	2179	"	Flange	0	0	0	0	0	0
2180	28-11-2025	M.S Unloading From Truck -2706 line 3rd / west (I/V Gland)	2180	"	Valve	1034	0.000749	0.017970212	1034	0.000749	0.017970212
2181	28-11-2025	M.S Unloading From Truck -2706 line 3rd / west (I/V U/S Flange)	2181	"	Flange	0	0	0	0	0	0
2182	28-11-2025	M.S Unloading From Truck -2706 line 3rd / west (I/V D/S Flange)	2182	"	Flange	0	0	0	0	0	0
2183	28-11-2025	M.S Unloading From Truck -2706 line 3rd / west (I/V Flange/Bonnet)	2183	"	Flange	0	0	0	0	0	0
2184	28-11-2025	SRN R/D To TK-2706 line 1st / east (I/V Gland)	2184	4 Inch	Valve	0	0	0	0	0	0
2185	28-11-2025	SRN R/D To TK-2706 line 1st / east (I/V U/S Flange)	2185	"	Flange	0	0	0	0	0	0
2186	28-11-2025	SRN R/D To TK-2706 line 1st / east (I/V D/S Flange)	2186	"	Flange	0	0	0	0	0	0
2187	28-11-2025	SRN R/D To TK-2706 line 1st / east (I/V Flange/Bonnet)	2187	"	Flange	0	0	0	0	0	0
2188	28-11-2025	SRN R/D To TK-2706 line 2nd / middle (I/V Gland)	2188	"	Valve	0	0	0	0	0	0
2189	28-11-2025	SRN R/D To TK-2706 line 2nd / middle (I/V U/S Flange)	2189	"	Flange	0	0	0	0	0	0
2190	28-11-2025	SRN R/D To TK-2706 line 2nd / middle (I/V D/S Flange)	2190	"	Flange	0	0	0	0	0	0
2191	28-11-2025	SRN R/D To TK-2706 line 2nd / middle (I/V Flange/Bonnet)	2191	"	Flange	0	0	0	0	0	0
2192	28-11-2025	SRN R/D To TK-2706 line 3rd / west (I/V Gland)	2192	"	Valve	0	0	0	0	0	0
2193	28-11-2025	SRN R/D To TK-2706 line 3rd / west (I/V U/S Flange)	2193	"	Flange	0	0	0	0	0	0
2194	28-11-2025	SRN R/D To TK-2706 line 3rd / west (I/V D/S Flange)	2194	"	Flange	0	0	0	0	0	0
2195	28-11-2025	SRN R/D To TK-2706 line 3rd / west (I/V Flange/Bonnet)	2195	"	Flange	0	0	0	0	0	0
2196	28-11-2025	M.A R/D To TK-2706 line 1st / east (I/V Gland)	2196	6 Inch	Valve	0	0	0	0	0	0
2197	28-11-2025	M.A R/D To TK-2706 line 1st / east (I/V U/S Flange)	2197	"	Flange	0	0	0	0	0	0
2198	28-11-2025	M.A R/D To TK-2706 line 1st / east (I/V D/S Flange)	2198	"	Flange	0	0	0	0	0	0
2199	28-11-2025	M.A R/D To TK-2706 line 1st / east (I/V Flange/Bonnet)	2199	"	Flange	0	0	0	0	0	0
2200	28-11-2025	M.A R/D To TK-2706 line 2nd / middle (I/V Gland)	2200	"	Valve	0	0	0	0	0	0
2201	28-11-2025	M.A R/D To TK-2706 line 2nd / middle (I/V U/S Flange)	2201	"	Flange	0	0	0	0	0	0
2202	28-11-2025	M.A R/D To TK-2706 line 2nd / middle (I/V D/S Flange)	2202	"	Flange	0	0	0	0	0	0

Sr.No.	Date	Location	Tag No.	Line Size	Componenet Type	Screening Value (PPM) before Repair	Emission Kg/Hr	Emission Kg/day	Screening Value (PPM) afterRepair	Emission Kg/Hr	Emission Kg/day
2203	28-11-2025	M.A R/D To TK-2706 line 2nd / middle (I/V Flange/Bonnet)	2203	"	Flange	0	0	0	0	0	0
2204	28-11-2025	M.A R/D To TK-2706 line 3rd / west (I/V Gland)	2204	"	Valve	0	0	0	0	0	0
2205	28-11-2025	M.A R/D To TK-2706 line 3rd / west (I/V U/S Flange)	2205		Flange	0	0	0	0	0	0
2206	28-11-2025	M.A R/D To TK-2706 line 3rd / west (I/V D/S Flange)	2206	"	Flange	0	0	0	0	0	0
2207	28-11-2025	M.A R/D To TK-2706 line 3rd / west (I/V Flange/Bonnet)	2207	"	Flange	0	0	0	0	0	0
2208	28-11-2025	Pump Suction-106 A/B line 1st / west (I/V Gland)	2208	6 Inch	Valve	0	0	0	0	0	0
2209	28-11-2025	Pump Suction-106 A/B line 1st / west (I/V U/S Flange)	2209	"	Flange	0	0	0	0	0	0
2210	28-11-2025	Pump Suction-106 A/B line 1st / west (I/V D/S Flange)	2210	"	Flange	0	0	0	0	0	0
2211	28-11-2025	Pump Suction-106 A/B line 1st / west (I/V Flange/Bonnet)	2211	"	Flange	0	0	0	0	0	0
2212	28-11-2025	Pump Suction-106 A/B line 2nd/middle (I/V Gland)	2212	"	Valve	0	0	0	0	0	0
2213	28-11-2025	Pump Suction-106 A/B line 2nd/middle (I/V U/S Flange)	2213	"	Flange	0	0	0	0	0	0
2214	28-11-2025	Pump Suction-106 A/B line 2nd/middle (I/V D/S Flange)	2214	"	Flange	0	0	0	0	0	0
2215	28-11-2025	Pump Suction-106 A/B line 2nd/middle (I/V Flange/Bonnet)	2215	"	Flange	0	0	0	0	0	0
2216	28-11-2025	Pump Suction-106 A/B line 3rd/east (I/V Gland)	2216	"	Valve	0	0	0	0	0	0
2217	28-11-2025	Pump Suction-106 A/B line 3rd/east (I/V U/S Flange)	2217	"	Flange	0	0	0	0	0	0
2218	28-11-2025	Pump Suction-106 A/B line 3rd/east (I/V D/S Flange)	2218	"	Flange	0	0	0	0	0	0
2219	28-11-2025	Pump Suction-106 A/B line 3rd/east (I/V Flange/Bonnet)	2219	"	Flange	0	0	0	0	0	0
2220	28-11-2025	M.S EURO-III R/D -2706 Line 1st / east (I/V Gland)	2220	6 Inch	Valve	0	0	0	0	0	0
2221	28-11-2025	M.S EURO-III R/D -2706 Line 1st / east (I/V U/S Flange)	2221	"	Flange	0	0	0	0	0	0
2222	28-11-2025	M.S EURO-III R/D -2706 Line 1st / east (I/V D/S Flange)	2222	"	Flange	0	0	0	0	0	0
2223	28-11-2025	M.S EURO-III R/D -2706 Line 1st / east (I/V Flange/Bonnet)	2223	"	Flange	0	0	0	0	0	0
2224	28-11-2025	M.S EURO-III R/D -2706 line 2nd/middle (I/V Gland)	2224	"	Valve	0	0	0	0	0	0
2225	28-11-2025	M.S EURO-III R/D -2706 line 2nd/middle (I/V U/S Flange)	2225	"	Flange	0	0	0	0	0	0
2226	28-11-2025	M.S EURO-III R/D -2706 line 2nd/middle (I/V D/S Flange)	2226	"	Flange	0	0	0	0	0	0
2227	28-11-2025	M.S EURO-III R/D -2706 line 2nd/middle (I/V Flange/Bonnet)	2227	"	Flange	0	0	0	0	0	0
2228	28-11-2025	M.S EURO-III R/D -2706 line 3rd/west (I/V Gland)	2228	"	Valve	0	0	0	0	0	0
2229	28-11-2025	M.S EURO-III R/D -2706 line 3rd/west (I/V U/S Flange)	2229	"	Flange	0	0	0	0	0	0
2230	28-11-2025	M.S EURO-III R/D -2706 line 3rd/west (I/V D/S Flange)	2230	"	Flange	0	0	0	0	0	0
2231	28-11-2025	M.S EURO-III R/D -2706 line 3rd/west (I/V Flange/Bonnet)	2231	"	Flange	0	0	0	0	0	0
2232	28-11-2025	MTBE From 108 A/B 2706 -2706 line 1st / east (I/V Gland)	2232	3 Inch	Valve	0	0	0	0	0	0
2233	28-11-2025	MTBE From 108 A/B 2706 -2706 line 1st / east (I/V U/S Flange)	2233	"	Flange	0	0	0	0	0	0
2234	28-11-2025	MTBE From 108 A/B 2706 -2706 line 1st / east (I/V D/S Flange)	2234	"	Flange	0	0	0	0	0	0
2235	28-11-2025	MTBE From 108 A/B 2706 -2706 line 1st / east (I/V Flange/Bonnet)	2235	"	Flange	0	0	0	0	0	0
2236	28-11-2025	MTBE From 108 A/B 2706 -2706 line 2nd/middle (I/V Gland)	2236	"	Valve	0	0	0	0	0	0
2237	28-11-2025	MTBE From 108 A/B 2706 -2706 line 2nd/middle (I/V U/S Flange)	2237	"	Flange	0	0	0	0	0	0
2238	28-11-2025	MTBE From 108 A/B 2706 -2706 line 2nd/middle (I/V D/S Flange)	2238	"	Flange	0	0	0	0	0	0
2239	28-11-2025	MTBE From 108 A/B 2706 -2706 line 2nd/middle (I/V Flange/Bonnet)	2239	"	Flange	0	0	0	0	0	0
2240	28-11-2025	MTBE From 108 A/B 2706 -2706 line 3rd/west (I/V Gland)	2240	"	Valve	16.5	0.000053	0.00126 1408	16.5	0.000053	0.001261 408
2241	28-11-2025	MTBE From 108 A/B 2706 -2706 line 3rd/west (I/V U/S Flange)	2241	"	Flange	0	0	0	0	0	0
2242	28-11-2025	MTBE From 108 A/B 2706 -2706 line 3rd/west (I/V D/S Flange)	2242	"	Flange	0	0	0	0	0	0

Sr.No.	Date	Location	Tag No.	Line Size	Componenet Type	Screening Value (PPM) before Repair	Emission Kg/Hr	Emission Kg/day	Screening Value (PPM) afterRepair	Emission Kg/Hr	Emission Kg/day
2243	28-11-2025	MTBE From 108 A/B 2706 -2706 line 3rd/west (I/V Flange/Bonnet)	2243	"	Flange	0	0	0	0	0	0
2244	28-11-2025	Pump Suction-107 A/B line 1st / west (I/V Gland)	2244	6 Inch	Valve	0	0	0	0	0	0
2245	28-11-2025	Pump Suction-107 A/B line 1st / west (I/V U/S Flange)	2245	"	Flange	0	0	0	0	0	0
2246	28-11-2025	Pump Suction-107 A/B line 1st / west (I/V D/S Flange)	2246	"	Flange	0	0	0	0	0	0
2247	28-11-2025	Pump Suction-107 A/B line 1st / west (I/V Flange/Bonnet)	2247	"	Flange	0	0	0	0	0	0
2248	28-11-2025	Pump Suction-107 A/B line 2nd/middle (I/V Gland)	2248	"	Valve	0	0	0	0	0	0
2249	28-11-2025	Pump Suction-107 A/B line 2nd/middle (I/V U/S Flange)	2249	"	Flange	0	0	0	0	0	0
2250	28-11-2025	Pump Suction-107 A/B line 2nd/middle (I/V D/S Flange)	2250	"	Flange	0	0	0	0	0	0
2251	28-11-2025	Pump Suction-107 A/B line 2nd/middle (I/V Flange/Bonnet)	2251	"	Flange	0	0	0	0	0	0
2252	28-11-2025	Pump Suction-107 A/B line 3rd/east (I/V Gland)	2252	"	Valve	78.2	0.000143	0.00342 5072	78.2	0.000143	0.003425 072
2253	28-11-2025	Pump Suction-107 A/B line 3rd/east (I/V U/S Flange)	2253	"	Flange	0	0	0	0	0	0
2254	28-11-2025	Pump Suction-107 A/B line 3rd/east (I/V D/S Flange)	2254	"	Flange	0	0	0	0	0	0
2255	28-11-2025	Pump Suction-107 A/B line 3rd/east (I/V Flange/Bonnet)	2255	"	Flange	0	0	0	0	0	0
2256	28-11-2025	M.S EURO-IV R/D -2706 line 1st / east (I/V Gland)	2256	4 Inch	Valve	0	0	0	0	0	0
2257	28-11-2025	M.S EURO-IV R/D -2706 line 1st / east (I/V U/S Flange)	2257	"	Flange	0	0	0	0	0	0
2258	28-11-2025	M.S EURO-IV R/D -2706 line 1st / east (I/V D/S Flange)	2258	"	Flange	0	0	0	0	0	0
2259	28-11-2025	M.S EURO-IV R/D -2706 line 1st / east (I/V Flange/Bonnet)	2259	"	Flange	0	0	0	0	0	0
2260	28-11-2025	M.S EURO-IV R/D -2706 line 2nd/middle (I/V Gland)	2260	"	Valve	0	0	0	0	0	0
2261	28-11-2025	M.S EURO-IV R/D -2706 line 2nd/middle (I/V U/S Flange)	2261	"	Flange	0	0	0	0	0	0
2262	28-11-2025	M.S EURO-IV R/D -2706 line 2nd/middle (I/V D/S Flange)	2262	"	Flange	0	0	0	0	0	0
2263	28-11-2025	M.S EURO-IV R/D -2706 line 2nd/middle (I/V Flange/Bonnet)	2263	"	Flange	0	0	0	0	0	0
2264	28-11-2025	M.S EURO-IV R/D -2706 line 3rd/west (I/V Gland)	2264	"	Valve	4.7	0.000023	0.00056 3272	4.7	0.000023	0.000563 272
2265	28-11-2025	M.S EURO-IV R/D -2706 line 3rd/west (I/V U/S Flange)	2265	"	Flange	0	0	0	0	0	0
2266	28-11-2025	M.S EURO-IV R/D -2706 line 3rd/west (I/V D/S Flange)	2266	"	Flange	0	0	0	0	0	0
2267	28-11-2025	M.S EURO-IV R/D -2706 line 3rd/west (I/V Flange/Bonnet)	2267	"	Flange	0	0	0	0	0	0
2268	28-11-2025	ST. Naph. Ex. DHDT -2706 line 1st / east (I/V Gland)	2268	3 Inch	Valve	0	0	0	0	0	0
2269	28-11-2025	ST. Naph. Ex. DHDT -2706 line 1st / east (I/V U/S Flange)	2269	"	Flange	0	0	0	0	0	0
2270	28-11-2025	ST. Naph. Ex. DHDT -2706 line 1st / east (I/V D/S Flange)	2270	"	Flange	0	0	0	0	0	0
2271	28-11-2025	ST. Naph. Ex. DHDT -2706 line 1st / east (I/V Flange/Bonnet)	2271	"	Flange	0	0	0	0	0	0
2272	28-11-2025	ST. Naph. Ex. DHDT -2706 line 2nd/west (I/V Gland)	2272	"	Valve	0	0	0	0	0	0
2273	28-11-2025	ST. Naph. Ex. DHDT -2706 line 2nd/west (I/V U/S Flange)	2273	"	Flange	0	0	0	0	0	0
2274	28-11-2025	ST. Naph. Ex. DHDT -2706 line 2nd/west (I/V D/S Flange)	2274	"	Flange	0	0	0	0	0	0
2275	28-11-2025	ST. Naph. Ex. DHDT -2706 line 2nd/west (I/V Flange/Bonnet)	2275	"	Flange	0	0	0	0	0	0
2276	28-11-2025	ST. Naph. Ex. DHDT -2706 line (NRV Top Flange)	2276	"	Flange	0	0	0	0	0	0
2277	28-11-2025	ST. Naph. Ex. DHDT -2706 line (NRV U/S Flange)	2277	"	Flange	0	0	0	0	0	0
2278	28-11-2025	ST. Naph. Ex. DHDT -2706 line (NRV D/S Flange)	2278	"	Flange	0	0	0	0	0	0
2279	28-11-2025	Reformer Unloding line -2706 1st / west (I/V Gland)	2279	10 Inch	Valve	42.7	0.000097	0.00232 2553	42.7	0.000097	0.002322 553
2280	28-11-2025	Reformer Unloding line -2706 1st / west (I/V U/S Flange)	2280	"	Flange	0	0	0	0	0	0
2281	28-11-2025	Reformer Unloding line -2706 1st / west (I/V D/S Flange)	2281	"	Flange	0	0	0	0	0	0
2282	28-11-2025	Reformer Unloding line -2706 1st / west (I/V Flange/Bonnet)	2282	"	Flange	0	0	0	0	0	0

Sr.No.	Date	Location	Tag No.	Line Size	Componenet Type	Screening Value (PPM) before Repair	Emission Kg/Hr	Emission Kg/day	Screening Value (PPM) afterRepair	Emission Kg/Hr	Emission Kg/day
2283	28-11-2025	Reformer Unloding line -2706 2nd/east (I/V Gland)	2283	"	Valve	0	0	0	0	0	0
2284	28-11-2025	Reformer Unloding line -2706 2nd/east (I/V U/S Flange)	2284	"	Flange	0	0	0	0	0	0
2285	28-11-2025	Reformer Unloding line -2706 2nd/east (I/V D/S Flange)	2285	"	Flange	0	0	0	0	0	0
2286	28-11-2025	Reformer Unloding line -2706 2nd/east (I/V Flange/Bonnet)	2286	"	Flange	0	0	0	0	0	0
2287	29-11-2025	Tank-1108 Manhole	2287	N/A	Manhole	0	0	0	0	0	0
2288	29-11-2025	Tank-1108 In/out line upper (I/V Gland)	2288	6 Inch	Valve	0	0	0	0	0	0
2289	29-11-2025	Tank-1108 In/out line upper (I/V U/S Flange)	2289	"	Flange	0	0	0	0	0	0
2290	29-11-2025	Tank-1108 In/out line upper (I/V D/S Flange)	2290	"	Flange	0	0	0	0	0	0
2291	29-11-2025	Tank-1108 In/out line upper (I/V Flange (Bonnet)	2291	"	Flange	0	0	0	0	0	0
2292	29-11-2025	Tank-1108 In/out line lower (I/V Gland)	2292	"	Valve	0	0	0	0	0	0
2293	29-11-2025	Tank-1108 In/out line lower (I/V U/S Flange)	2293	"	Flange	0	0	0	0	0	0
2294	29-11-2025	Tank-1108 In/out line lower (I/V D/S Flange)	2294	"	Flange	0	0	0	0	0	0
2295	29-11-2025	Tank-1108 In/out line lower (I/V Flange (Bonnet)	2295	"	Flange	0	0	0	0	0	0
2296	29-11-2025	Tank-1108 Pump Suction line (I/V Gland)	2296	6 Inch	Valve	0	0	0	0	0	0
2297	29-11-2025	Tank-1108 Pump Suction line (I/V U/S Flange)	2297	"	Flange	0	0	0	0	0	0
2298	29-11-2025	Tank-1108 Pump Suction line (I/V D/S Flange)	2298	"	Flange	0	0	0	0	0	0
2299	29-11-2025	Tank-1108 Pump Suction line (I/V Flange (Bonnet)	2299	"	Flange	0	0	0	0	0	0
2300	29-11-2025	Tank-1108 CDU-I/II K-I line line (I/V Gland)	2300	"	Valve	14.3	0.000048	0.001150686	14.3	0.000048	0.001150686
2301	29-11-2025	Tank-1108 CDU-I/II K-I line line (I/V U/S Flange)	2301	"	Flange	0	0	0	0	0	0
2302	29-11-2025	Tank-1108 CDU-I/II K-I line line (I/V D/S Flange)	2302	"	Flange	0	0	0	0	0	0
2303	29-11-2025	Tank-1108 CDU-I/II K-I line line (I/V Flange (Bonnet)	2303	"	Flange	0	0	0	0	0	0
2304	29-11-2025	Tank-1108 In/Out line / CDU-I K-I line (I/V Gland)	2304	3 Inch	Valve	0	0	0	0	0	0
2305	29-11-2025	Tank-1108 In/Out line / CDU-I K-I line (I/V U/S Flange)	2305	"	Flange	0	0	0	0	0	0
2306	29-11-2025	Tank-1108 In/Out line / CDU-I K-I line (I/V D/S Flange)	2306	"	Flange	0	0	0	0	0	0
2307	29-11-2025	Tank-1108 In/Out line / CDU-I K-I line (I/V Flange (Bonnet)	2307	"	Flange	0	0	0	0	0	0
2308	29-11-2025	Tank-1108 In/Out line to drain line (I/V Gland)	2308	"	Valve	0	0	0	0	0	0
2309	29-11-2025	Tank-1108 In/Out line to drain line (I/V U/S Flange)	2309	"	Flange	0	0	0	0	0	0
2310	29-11-2025	Tank-1108 In/Out line to drain line (I/V D/S Flange)	2310	"	Flange	0	0	0	0	0	0
2311	29-11-2025	Tank-1108 In/Out line to drain line (I/V Flange (Bonnet)	2311	"	Flange	0	0	0	0	0	0
2312	29-11-2025	Tank-1108 Drain line 1st (I/V Gland)	2312	3 Inch	Valve	0	0	0	0	0	0
2313	29-11-2025	Tank-1108 Drain line 1st (I/V U/S Flange)	2313	"	Flange	0	0	0	0	0	0
2314	29-11-2025	Tank-1108 Drain line 1st (I/V D/S Flange)	2314	"	Flange	0	0	0	0	0	0
2315	29-11-2025	Tank-1108 Drain line 1st (I/V Flange (Bonnet)	2315	"	Flange	0	0	0	0	0	0
2316	29-11-2025	Tank-1108 Drain line 2nd (I/V Gland)	2316	"	Valve	0	0	0	0	0	0
2317	29-11-2025	Tank-1108 Drain line 2nd (I/V U/S Flange)	2317	"	Flange	0	0	0	0	0	0
2318	29-11-2025	Tank-1108 Drain line 2nd (I/V D/S Flange)	2318	"	Flange	0	0	0	0	0	0
2319	29-11-2025	Tank-1108 Drain line 2nd (I/V Flange (Bonnet)	2319	"	Flange	0	0	0	0	0	0
2320	29-11-2025	Tank-1107 Manhole	2320	N/A	Manhole	0	0	0	0	0	0
2321	29-11-2025	Tank-1107 In/out line upper (I/V Gland)	2321	6 Inch	Valve	0	0	0	0	0	0
2322	29-11-2025	Tank-1107 In/out line upper (I/V U/S Flange)	2322	"	Flange	0	0	0	0	0	0

Sr.No.	Date	Location	Tag No.	Line Size	Componenet Type	Screening Value (PPM) before Repair	Emission Kg/Hr	Emission Kg/day	Screening Value (PPM) afterRepair	Emission Kg/Hr	Emission Kg/day
2323	29-11-2025	Tank-1107 In/out line upper (I/V D/S Flange)	2323	"	Flange	0	0	0	0	0	0
2324	29-11-2025	Tank-1107 In/out line upper (I/V Flange (Bonnet)	2324	"	Flange	0	0	0	0	0	0
2325	29-11-2025	Tank-1107 In/out line lower (I/V Gland)	2325	3 Inch	Valve	0	0	0	0	0	0
2326	29-11-2025	Tank-1107 In/out line lower (I/V U/S Flange)	2326	"	Flange	0	0	0	0	0	0
2327	29-11-2025	Tank-1107 In/out line lower (I/V D/S Flange)	2327	"	Flange	0	0	0	0	0	0
2328	29-11-2025	Tank-1107 In/out line lower (I/V Flange (Bonnet)	2328	"	Flange	0	0	0	0	0	0
2329	29-11-2025	Tank-1107 Pump Suction line (I/V Gland)	2329	6 Inch	Valve	0	0	0	0	0	0
2330	29-11-2025	Tank-1107 Pump Suction line (I/V U/S Flange)	2330	"	Flange	0	0	0	0	0	0
2331	29-11-2025	Tank-1107 Pump Suction line (I/V D/S Flange)	2331	"	Flange	0	0	0	0	0	0
2332	29-11-2025	Tank-1107 Pump Suction line (I/V Flange (Bonnet)	2332	"	Flange	0	0	0	0	0	0
2333	29-11-2025	Tank-1107 Pump Suction/Upper line to drain line (I/V Gland)	2333	3 Inch	Valve	0	0	0	0	0	0
2334	29-11-2025	Tank-1107 Pump Suction/Upper line to drain line (I/V U/S Flange)	2334	"	Flange	0	0	0	0	0	0
2335	29-11-2025	Tank-1107 Pump Suction/Upper line to drain line (I/V D/S Flange)	2335	"	Flange	0	0	0	0	0	0
2336	29-11-2025	Tank-1107 Pump Suction/Upper line to drain line (I/V Flange (Bonnet)	2336	"	Flange	0	0	0	0	0	0
2337	29-11-2025	Tank-1107 CDU-I/II K-I line line (I/V Gland)	2337	6 Inch	Valve	0	0	0	0	0	0
2338	29-11-2025	Tank-1107 CDU-I/II K-I line line (I/V U/S Flange)	2338	"	Flange	0	0	0	0	0	0
2339	29-11-2025	Tank-1107 CDU-I/II K-I line line (I/V D/S Flange)	2339	"	Flange	0	0	0	0	0	0
2340	29-11-2025	Tank-1107 CDU-I/II K-I line line (I/V Flange (Bonnet)	2340	"	Flange	0	0	0	0	0	0
2341	29-11-2025	Tank-1107 Drain line 1st (I/V Gland)	2341	3 Inch	Valve	0	0	0	0	0	0
2342	29-11-2025	Tank-1107 Drain line 1st (I/V U/S Flange)	2342	"	Flange	0	0	0	0	0	0
2343	29-11-2025	Tank-1107 Drain line 1st (I/V D/S Flange)	2343	"	Flange	0	0	0	0	0	0
2344	29-11-2025	Tank-1107 Drain line 1st (I/V Flange (Bonnet)	2344	"	Flange	0	0	0	0	0	0
2345	29-11-2025	Tank-1107 Drain line 2nd (I/V Gland)	2345	"	Valve	0	0	0	0	0	0
2346	29-11-2025	Tank-1107 Drain line 2nd (I/V U/S Flange)	2346	"	Flange	0	0	0	0	0	0
2347	29-11-2025	Tank-1107 Drain line 2nd (I/V D/S Flange)	2347	"	Flange	0	0	0	0	0	0
2348	29-11-2025	Tank-1107 Drain line 2nd (I/V Flange (Bonnet)	2348	"	Flange	0	0	0	0	0	0
2349	29-11-2025	Tank-1104 Manhole	2349	N/A	Manhole	0	0	0	0	0	0
2350	29-11-2025	Tank-1104 In/out line upper (I/V Gland)	2350	6 Inch	Valve	25.4	0.000069	0.00166 3927	25.4	0.000069	0.001663 927
2351	29-11-2025	Tank-1104 In/out line upper (I/V U/S Flange)	2351	"	Flange	0	0	0	0	0	0
2352	29-11-2025	Tank-1104 In/out line upper (I/V D/S Flange)	2352	"	Flange	0	0	0	0	0	0
2353	29-11-2025	Tank-1104 In/out line upper (I/V Flange (Bonnet)	2353	"	Flange	0	0	0	0	0	0
2354	29-11-2025	Tank-1104 In/out line lower (I/V Gland)	2354	3 Inch	Valve	0	0	0	0	0	0
2355	29-11-2025	Tank-1104 In/out line lower (I/V U/S Flange)	2355	"	Flange	0	0	0	0	0	0
2356	29-11-2025	Tank-1104 In/out line lower (I/V D/S Flange)	2356	"	Flange	0	0	0	0	0	0
2357	29-11-2025	Tank-1104 In/out line lower (I/V Flange (Bonnet)	2357	"	Flange	0	0	0	0	0	0
2358	29-11-2025	Tank-1104 Pump Suction line (I/V Gland)	2358	6 Inch	Valve	0	0	0	0	0	0
2359	29-11-2025	Tank-1104 Pump Suction line (I/V U/S Flange)	2359	"	Flange	0	0	0	0	0	0
2360	29-11-2025	Tank-1104 Pump Suction line (I/V D/S Flange)	2360	"	Flange	0	0	0	0	0	0
2361	29-11-2025	Tank-1104 Pump Suction line (I/V Flange (Bonnet)	2361	"	Flange	0	0	0	0	0	0
2362	29-11-2025	Tank-1104 CDU-I/II K-II line to drain line (I/V Gland)	2362	3 Inch	Valve	0	0	0	0	0	0

Sr.No.	Date	Location	Tag No.	Line Size	Componenet Type	Screening Value (PPM) before Repair	Emission Kg/Hr	Emission Kg/day	Screening Value (PPM) afterRepair	Emission Kg/Hr	Emission Kg/day
2363	29-11-2025	Tank-1104 CDU-I/II K-II line to drain line (I/V U/S Flange)	2363	"	Flange	0	0	0	0	0	0
2364	29-11-2025	Tank-1104 CDU-I/II K-II line to drain line (I/V D/S Flange)	2364	"	Flange	0	0	0	0	0	0
2365	29-11-2025	Tank-1104 CDU-I/II K-II line to drain line (I/V Flange (Bonnet)	2365	"	Flange	0	0	0	0	0	0
2366	29-11-2025	Tank-1104 CDU-I/II K-II line (I/V Gland)	2366	"	Valve	0	0	0	0	0	0
2367	29-11-2025	Tank-1104 CDU-I/II K-II line (I/V U/S Flange)	2367	"	Flange	0	0	0	0	0	0
2368	29-11-2025	Tank-1104 CDU-I/II K-II line (I/V D/S Flange)	2368	"	Flange	0	0	0	0	0	0
2369	29-11-2025	Tank-1104 CDU-I/II K-II line (I/V Flange (Bonnet)	2369	"	Flange	0	0	0	0	0	0
2370	29-11-2025	Tank-1104 Drain line 1st (I/V Gland)	2370	3 Inch	Valve	0	0	0	0	0	0
2371	29-11-2025	Tank-1104 Drain line 1st (I/V U/S Flange)	2371	"	Flange	0	0	0	0	0	0
2372	29-11-2025	Tank-1104 Drain line 1st (I/V D/S Flange)	2372	"	Flange	0	0	0	0	0	0
2373	29-11-2025	Tank-1104 Drain line 1st (I/V Flange (Bonnet)	2373	"	Flange	68.2	0.000893715	0.02144916	68.2	0.000893715	0.02144916
2374	29-11-2025	Tank-1104 Drain line 2nd (I/V Gland)	2374	"	Valve	0	0	0	0	0	0
2375	29-11-2025	Tank-1104 Drain line 2nd (I/V U/S Flange)	2375	"	Flange	0	0	0	0	0	0
2376	29-11-2025	Tank-1104 Drain line 2nd (I/V D/S Flange)	2376	"	Flange	0	0	0	0	0	0
2377	29-11-2025	Tank-1104 Drain line 2nd (I/V Flange (Bonnet)	2377	"	Flange	0	0	0	0	0	0
2378	29-11-2025	47-TSV-002 (TSV Top Join)	2378	0.5 Inch	Join	0	0	0	0	0	0
2379	29-11-2025	47-TSV-002 (TSV Lower Join)	2379	"	Join	0	0	0	0	0	0
2380	29-11-2025	47-TSV-002 Below (I/V Gland)	2380	"	Valve	0	0	0	0	0	0
2381	29-11-2025	47-TSV-002 Below (I/V Flange (Bonnet)	2381	"	Flange	0	0	0	0	0	0
2382	29-11-2025	47-TSV-005 (TSV Top Join)	2382	0.5 Inch	Join	0	0	0	0	0	0
2383	29-11-2025	47-TSV-005 (TSV Lower Join)	2383	"	Join	0	0	0	0	0	0
2384	29-11-2025	47-TSV-005 Below (I/V Gland)	2384	"	Valve	0	0	0	0	0	0
2385	29-11-2025	47-TSV-005 Below (I/V Flange (Bonnet)	2385	"	Flange	0	0	0	0	0	0
2386	29-11-2025	Tank-1103 Manhole	2386	N/A	Manhole	0	0	0	0	0	0
2387	29-11-2025	Tank-1103 In/out line upper (I/V Gland)	2387	6 Inch	Valve	0	0	0	0	0	0
2388	29-11-2025	Tank-1103 In/out line upper (I/V U/S Flange)	2388	"	Flange	0	0	0	0	0	0
2389	29-11-2025	Tank-1103 In/out line upper (I/V D/S Flange)	2389	"	Flange	0	0	0	0	0	0
2390	29-11-2025	Tank-1103 In/out line upper (I/V Flange (Bonnet)	2390	"	Flange	0	0	0	0	0	0
2391	29-11-2025	Tank-1103 In/out line lower (I/V Gland)	2391	3 Inch	Valve	0	0	0	0	0	0
2392	29-11-2025	Tank-1103 In/out line lower (I/V U/S Flange)	2392	"	Flange	0	0	0	0	0	0
2393	29-11-2025	Tank-1103 In/out line lower (I/V D/S Flange)	2393	"	Flange	0	0	0	0	0	0
2394	29-11-2025	Tank-1103 In/out line lower (I/V Flange (Bonnet)	2394	"	Flange	0	0	0	0	0	0
2395	29-11-2025	Tank-1103 Pump Suction line (I/V Gland)	2395	6 Inch	Valve	0	0	0	0	0	0
2396	29-11-2025	Tank-1103 Pump Suction line (I/V U/S Flange)	2396	"	Flange	0	0	0	0	0	0
2397	29-11-2025	Tank-1103 Pump Suction line (I/V D/S Flange)	2397	"	Flange	0	0	0	0	0	0
2398	29-11-2025	Tank-1103 Pump Suction line (I/V Flange (Bonnet)	2398	"	Flange	0	0	0	0	0	0
2399	29-11-2025	Tank-1103 In/Out lower / CDU-I/II K-II line to drain line (I/V Gland)	2399	3 Inch	Valve	0	0	0	0	0	0
2400	29-11-2025	Tank-1103 In/Out lower / CDU-I/II K-II line to drain line (I/V U/S Flange)	2400	"	Flange	0	0	0	0	0	0
2401	29-11-2025	Tank-1103 In/Out lower / CDU-I/II K-II line to drain line (I/V D/S Flange)	2401	"	Flange	0	0	0	0	0	0
2402	29-11-2025	Tank-1103 In/Out lower / CDU-I/II K-II line to drain line (I/V Flange (Bonnet)	2402	"	Flange	0	0	0	0	0	0

Sr.No.	Date	Location	Tag No.	Line Size	Componenet Type	Screening Value (PPM) before Repair	Emission Kg/Hr	Emission Kg/day	Screening Value (PPM) afterRepair	Emission Kg/Hr	Emission Kg/day
2403	29-11-2025	Tank-1103 CDU-I/II K-II line (I/V Gland)	2403	6 Inch	Valve	0	0	0	0	0	0
2404	29-11-2025	Tank-1103 CDU-I/II K-II line (I/V U/S Flange)	2404	"	Flange	0	0	0	0	0	0
2405	29-11-2025	Tank-1103 CDU-I/II K-II line (I/V D/S Flange)	2405	"	Flange	0	0	0	0	0	0
2406	29-11-2025	Tank-1103 CDU-I/II K-II line (I/V Flange (Bonnet)	2406	"	Flange	0	0	0	0	0	0
2407	29-11-2025	Tank-1103 Drain line 1st (I/V Gland)	2407	3 Inch	Valve	0	0	0	0	0	0
2408	29-11-2025	Tank-1103 Drain line 1st (I/V U/S Flange)	2408	"	Flange	0	0	0	0	0	0
2409	29-11-2025	Tank-1103 Drain line 1st (I/V D/S Flange)	2409	"	Flange	0	0	0	0	0	0
2410	29-11-2025	Tank-1103 Drain line 1st (I/V Flange (Bonnet)	2410	"	Flange	0	0	0	0	0	0
2411	29-11-2025	Tank-1103 Drain line 2nd (I/V Gland)	2411	"	Valve	0	0	0	0	0	0
2412	29-11-2025	Tank-1103 Drain line 2nd (I/V U/S Flange)	2412	"	Flange	0	0	0	0	0	0
2413	29-11-2025	Tank-1103 Drain line 2nd (I/V D/S Flange)	2413	"	Flange	0	0	0	0	0	0
2414	29-11-2025	Tank-1103 Drain line 2nd (I/V Flange (Bonnet)	2414	"	Flange	0	0	0	0	0	0
2415	29-11-2025	Tank-1105 Manhole	2415	N/A	Manhole	0	0	0	0	0	0
2416	29-11-2025	Tank-1105 In/out line upper (I/V Gland)	2416	6 Inch	Valve	0	0	0	0	0	0
2417	29-11-2025	Tank-1105 In/out line upper (I/V U/S Flange)	2417	"	Flange	0	0	0	0	0	0
2418	29-11-2025	Tank-1105 In/out line upper (I/V D/S Flange)	2418	"	Flange	0	0	0	0	0	0
2419	29-11-2025	Tank-1105 In/out line upper (I/V Flange (Bonnet)	2419	"	Flange	0	0	0	0	0	0
2420	29-11-2025	Tank-1105 In/out line lower (I/V Gland)	2420	3 Inch	Valve	0	0	0	0	0	0
2421	29-11-2025	Tank-1105 In/out line lower (I/V U/S Flange)	2421	"	Flange	0	0	0	0	0	0
2422	29-11-2025	Tank-1105 In/out line lower (I/V D/S Flange)	2422	"	Flange	0	0	0	0	0	0
2423	29-11-2025	Tank-1105 In/out line lower (I/V Flange (Bonnet)	2423	"	Flange	0	0	0	0	0	0
2424	29-11-2025	Tank-1105 Pump Suction line (I/V Gland)	2424	6 Inch	Valve	0	0	0	0	0	0
2425	29-11-2025	Tank-1105 Pump Suction line (I/V U/S Flange)	2425	"	Flange	0	0	0	0	0	0
2426	29-11-2025	Tank-1105 Pump Suction line (I/V D/S Flange)	2426	"	Flange	0	0	0	0	0	0
2427	29-11-2025	Tank-1105 Pump Suction line (I/V Flange (Bonnet)	2427	"	Flange	0	0	0	0	0	0
2428	29-11-2025	Tank-1105 In/Out lower / CDU-I/II K-II line to drain line (I/V Gland)	2428	3 Inch	Valve	0	0	0	0	0	0
2429	29-11-2025	Tank-1105 In/Out lower / CDU-I/II K-II line to drain line (I/V U/S Flange)	2429	"	Flange	0	0	0	0	0	0
2430	29-11-2025	Tank-1105 In/Out lower / CDU-I/II K-II line to drain line (I/V D/S Flange)	2430	"	Flange	0	0	0	0	0	0
2431	29-11-2025	Tank-1105 In/Out lower / CDU-I/II K-II line to drain line (I/V Flange (Bonnet)	2431	"	Flange	0	0	0	0	0	0
2432	29-11-2025	Tank-1105 CDU-I/II K-II line (I/V Gland)	2432	6 Inch	Valve	0	0	0	0	0	0
2433	29-11-2025	Tank-1105 CDU-I/II K-II line (I/V U/S Flange)	2433	"	Flange	0	0	0	0	0	0
2434	29-11-2025	Tank-1105 CDU-I/II K-II line (I/V D/S Flange)	2434	"	Flange	0	0	0	0	0	0
2435	29-11-2025	Tank-1105 CDU-I/II K-II line (I/V Flange (Bonnet)	2435	"	Flange	0	0	0	0	0	0
2436	29-11-2025	Tank-1105 Drain line 1st (I/V Gland)	2436	3 Inch	Valve	0	0	0	0	0	0
2437	29-11-2025	Tank-1105 Drain line 1st (I/V U/S Flange)	2437	"	Flange	0	0	0	0	0	0
2438	29-11-2025	Tank-1105 Drain line 1st (I/V D/S Flange)	2438	"	Flange	0	0	0	0	0	0
2439	29-11-2025	Tank-1105 Drain line 1st (I/V Flange (Bonnet)	2439	"	Flange	0	0	0	0	0	0
2440	29-11-2025	Tank-1105 Drain line 2nd (I/V Gland)	2440	"	Valve	0	0	0	0	0	0
2441	29-11-2025	Tank-1105 Drain line 2nd (I/V U/S Flange)	2441	"	Flange	0	0	0	0	0	0
2442	29-11-2025	Tank-1105 Drain line 2nd (I/V D/S Flange)	2442	"	Flange	0	0	0	0	0	0

Sr.No.	Date	Location	Tag No.	Line Size	Componenet Type	Screening Value (PPM) before Repair	Emission Kg/Hr	Emission Kg/day	Screening Value (PPM) afterRepair	Emission Kg/Hr	Emission Kg/day
2443	29-11-2025	Tank-1105 Drain line 2nd (I/V Flange (Bonnet)	2443	"	Flange	0	0	0	0	0	0
2444	29-11-2025	Tank-1106 Manhole	2444	N/A	Manhole	0	0	0	0	0	0
2445	29-11-2025	Tank-1106 In/out line upper (I/V Gland)	2445	6 Inch	Valve	0	0	0	0	0	0
2446	29-11-2025	Tank-1106 In/out line upper (I/V U/S Flange)	2446	"	Flange	0	0	0	0	0	0
2447	29-11-2025	Tank-1106 In/out line upper (I/V D/S Flange)	2447	"	Flange	0	0	0	0	0	0
2448	29-11-2025	Tank-1106 In/out line upper (I/V Flange (Bonnet)	2448	"	Flange	0	0	0	0	0	0
2449	29-11-2025	Tank-1106 In/out line lower/CDU-1 K-1 line (I/V Gland)	2449	3 Inch	Valve	0	0	0	0	0	0
2450	29-11-2025	Tank-1106 In/out line lower /CDU-1 K-1 line(I/V U/S Flange)	2450	"	Flange	0	0	0	0	0	0
2451	29-11-2025	Tank-1106 In/out line lower/CDU-1 K-1 line (I/V D/S Flange)	2451	"	Flange	0	0	0	0	0	0
2452	29-11-2025	Tank-1106 In/out line lower/CDU-1 K-1 line (I/V Flange (Bonnet)	2452	"	Flange	0	0	0	0	0	0
2453	29-11-2025	Tank-1106 Pump Suction line (I/V Gland)	2453	6 Inch	Valve	26.1	0.000071	0.001693223	26.1	0.000071	0.001693223
2454	29-11-2025	Tank-1106 Pump Suction line (I/V U/S Flange)	2454	"	Flange	0	0	0	0	0	0
2455	29-11-2025	Tank-1106 Pump Suction line (I/V D/S Flange)	2455	"	Flange	0	0	0	0	0	0
2456	29-11-2025	Tank-1106 Pump Suction line (I/V Flange (Bonnet)	2456	"	Flange	0	0	0	0	0	0
2457	29-11-2025	Tank-1106 In/Out upper line to drain line (I/V Gland)	2457	3 Inch	Valve	0	0	0	0	0	0
2458	29-11-2025	Tank-1106 In/Out upper line to drain line (I/V U/S Flange)	2458	"	Flange	0	0	0	0	0	0
2459	29-11-2025	Tank-1106 In/Out upper line to drain line (I/V D/S Flange)	2459	"	Flange	0	0	0	0	0	0
2460	29-11-2025	Tank-1106 In/Out upper line to drain line (I/V Flange (Bonnet)	2460	"	Flange	0	0	0	0	0	0
2461	29-11-2025	Tank-1106 Drain line 1st (I/V Gland)	2461	3 Inch	Valve	0	0	0	0	0	0
2462	29-11-2025	Tank-1106 Drain line 1st (I/V U/S Flange)	2462	"	Flange	0	0	0	0	0	0
2463	29-11-2025	Tank-1106 Drain line 1st (I/V D/S Flange)	2463	"	Flange	0	0	0	0	0	0
2464	29-11-2025	Tank-1106 Drain line 1st (I/V Flange (Bonnet)	2464	"	Flange	0	0	0	0	0	0
2465	29-11-2025	Tank-1106 Drain line 2nd (I/V Gland)	2465	"	Valve	0	0	0	0	0	0
2466	29-11-2025	Tank-1106 Drain line 2nd (I/V U/S Flange)	2466	"	Flange	0	0	0	0	0	0
2467	29-11-2025	Tank-1106 Drain line 2nd (I/V D/S Flange)	2467	"	Flange	0	0	0	0	0	0
2468	29-11-2025	47-TSV-003 (TSV Top Join)	2468	0.5 Inch	Join	0	0	0	0	0	0
2469	29-11-2025	47-TSV-003 (TSV Lower Join)	2469	"	Join	0	0	0	0	0	0
2470	29-11-2025	47-TSV-003 Below (I/V Gland)	2470	"	Valve	0	0	0	0	0	0
2471	29-11-2025	47-TSV-003 Below (I/V Flange (Bonnet)	2471	"	Flange	0	0	0	0	0	0
2472	29-11-2025	RFN R/D From CDU-I To TK-1712 (I/V Gland)	2472	4 Inch	Valve	96	0.000163	0.003907052	96	0.000163	0.003907052
2473	29-11-2025	RFN R/D From CDU-I To TK-1712 (I/V U/S Flange)	2473	"	Flange	0	0	0	0	0	0
2474	29-11-2025	RFN R/D From CDU-I To TK-1712 (I/V D/S Flange)	2474	"	Flange	0	0	0	0	0	0
2475	29-11-2025	RFN R/D From CDU-I To TK-1712 (I/V Flange (Bonnet)	2475	"	Flange	0	0	0	0	0	0
2476	29-11-2025	RFN From GSPL To TK-1709 line (I/V Gland)	2476	8 Inch	Valve	122.4	0.000190	0.004566534	122.4	0.000190	0.004566534
2477	29-11-2025	RFN From GSPL To TK-1709 line (I/V U/S Flange)	2477	"	Flange	0	0	0	0	0	0
2478	29-11-2025	RFN From GSPL To TK-1709 line (I/V D/S Flange)	2478	"	Flange	0	0	0	0	0	0
2479	29-11-2025	RFN From GSPL To TK-1709 line (I/V Flange (Bonnet)	2479	"	Flange	0	0	0	0	0	0
2480	29-11-2025	RFN From GSPL To TK-1710 line (I/V Gland)	2480	"	Valve	0	0	0	0	0	0
2481	29-11-2025	RFN From GSPL To TK-1710 line (I/V U/S Flange)	2481	"	Flange	0	0	0	0	0	0
2482	29-11-2025	RFN From GSPL To TK-1710 line (I/V D/S Flange)	2482	"	Flange	0	0	0	0	0	0

Sr.No.	Date	Location	Tag No.	Line Size	Componenet Type	Screening Value (PPM) before Repair	Emission Kg/Hr	Emission Kg/day	Screening Value (PPM) afterRepair	Emission Kg/Hr	Emission Kg/day
2483	29-11-2025	RFN From GSPL To TK-1710 line (I/V Flange (Bonnet)	2483	"	Flange	0	0	0	0	0	0
2484	29-11-2025	RFN Suction Tk-1710 line 1st (I/V Gland)	2484	8 Inch	Valve	214	0.000272	0.006536672	214	0.000272	0.006536672
2485	29-11-2025	RFN Suction Tk-1710 line 1st (I/V U/S Flange)	2485	"	Flange	0	0	0	0	0	0
2486	29-11-2025	RFN Suction Tk-1710 line 1st (I/V D/S Flange)	2486	"	Flange	0	0	0	0	0	0
2487	29-11-2025	RFN Suction Tk-1710 line 1st (I/V Flange (Bonnet)	2487	"	Flange	0	0	0	0	0	0
2488	29-11-2025	RFN Suction Tk-1710 line 2nd (I/V Gland)	2488	"	Valve	0	0	0	0	0	0
2489	29-11-2025	RFN Suction Tk-1710 line 2nd (I/V U/S Flange)	2489	"	Flange	0	0	0	0	0	0
2490	29-11-2025	RFN Suction Tk-1710 line 2nd (I/V D/S Flange)	2490	"	Flange	0	0	0	0	0	0
2491	29-11-2025	RFN Suction Tk-1710 line 2nd (I/V Flange (Bonnet)	2491	"	Flange	0	0	0	0	0	0
2492	29-11-2025	RFN From GSPL line 1st (I/V Gland)	2492	8 Inch	Valve	135.8	0.000203	0.004881493	135.8	0.000203	0.004881493
2493	29-11-2025	RFN From GSPL line 1st (I/V U/S Flange)	2493	"	Flange	0	0	0	0	0	0
2494	29-11-2025	RFN From GSPL line 1st (I/V D/S Flange)	2494	"	Flange	0	0	0	0	0	0
2495	29-11-2025	RFN From GSPL line 1st (I/V Flange (Bonnet)	2495	"	Flange	0	0	0	0	0	0
2496	29-11-2025	RFN From GSPL line 2nd (I/V Gland)	2496	"	Valve	12.6	0.000044	0.001060886	12.6	0.000044	0.001060886
2497	29-11-2025	RFN From GSPL line 2nd (I/V U/S Flange)	2497	"	Flange	0	0	0	0	0	0
2498	29-11-2025	RFN From GSPL line 2nd (I/V D/S Flange)	2498	"	Flange	0	0	0	0	0	0
2499	29-11-2025	RFN From GSPL line 2nd (I/V Flange (Bonnet)	2499	"	Flange	0	0	0	0	0	0
2500	29-11-2025	Tank-3201(Top) Manhole No. 1	2500	N/A	Manhole	0	0	0	0	0	0
2501	29-11-2025	Tank-3201(Top) Manhole No. 2	2501	"	Manhole	0	0	0	0	0	0
2502	29-11-2025	Tank-3201(Top) Seal 1 (North)	2502	"	Seal	0	0	0	0	0	0
2503	29-11-2025	Tank-3201(Top) Seal 2 (North)	2503	"	Seal	0	0	0	0	0	0
2504	29-11-2025	Tank-3201(Top) Seal 3 (South)	2504	"	Seal	0	0	0	0	0	0
2505	29-11-2025	Tank-3201(Top) Seal 4 (South)	2505	"	Seal	0	0	0	0	0	0
2506	29-11-2025	Tank-3201(Top) Seal 5 (East)	2506	"	Seal	0	0	0	0	0	0
2507	29-11-2025	Tank-3201(Top) Seal 6 (East)	2507	"	Seal	0	0	0	0	0	0
2508	29-11-2025	Tank-3201(Top) Seal 7 (West)	2508	"	Seal	0	0	0	0	0	0
2509	29-11-2025	Tank-3201(Top) Seal 8 (West)	2509	"	Seal	0	0	0	0	0	0
2510	29-11-2025	Tank-3201(Top) Emargence drain no.1	2510	"	D.Point	0	0	0	0	0	0
2511	29-11-2025	Tank-3201(Top) Emargence drain no.2	2511	"	D.Point	0	0	0	0	0	0
2512	29-11-2025	Tank-3201(Ground) Manhole No. 1	2512	N/A	Manhole	0	0	0	0	0	0
2513	29-11-2025	Tank-3201(Ground) Manhole No. 2	2513	"	Manhole	0	0	0	0	0	0
2514	29-11-2025	Tank-3201(Ground) Drain line 1st (I/V Gland)	2514	4 Inch	Valve	3.8	0.000020	0.000491419	3.8	0.000020	0.000491419
2515	29-11-2025	Tank-3201(Ground) Drain line 1st (I/V U/S Flange)	2515	"	Flange	0	0	0	0	0	0
2516	29-11-2025	Tank-3201(Ground) Drain line 1st (I/V D/S Flange)	2516	"	Flange	0	0	0	0	0	0
2517	29-11-2025	Tank-3201(Ground) Drain line 1st (I/V Flange (Bonnet)	2517	"	Flange	0	0	0	0	0	0
2518	29-11-2025	Tank-3201(Ground) Drain line 2nd (I/V Gland)	2518	"	Valve	0	0	0	0	0	0
2519	29-11-2025	Tank-3201(Ground) Drain line 2nd (I/V U/S Flange)	2519	"	Flange	0	0	0	0	0	0
2520	29-11-2025	Tank-3201(Ground) Drain line 2nd (I/V D/S Flange)	2520	"	Flange	0	0	0	0	0	0
2521	29-11-2025	Tank-3201(Ground) Drain line 2nd (I/V Flange (Bonnet)	2521	"	Flange	0	0	0	0	0	0
2522	29-11-2025	Tank-3201(Ground) Blue SKO Circulation line (I/V Gland)	2522	18 Inch	Valve	0	0	0	0	0	0

Sr.No.	Date	Location	Tag No.	Line Size	Componenet Type	Screening Value (PPM) before Repair	Emission Kg/Hr	Emission Kg/day	Screening Value (PPM) afterRepair	Emission Kg/Hr	Emission Kg/day
2523	29-11-2025	Tank-3201(Ground) Blue SKO Circulation line (I/V U/S Flange)	2523	"	Flange	0	0	0	0	0	0
2524	29-11-2025	Tank-3201(Ground) Blue SKO Circulation line (I/V D/S Flange)	2524	"	Flange	0	0	0	0	0	0
2525	29-11-2025	Tank-3201(Ground) Blue SKO Circulation line (I/V Flange (Bonnet)	2525	"	Flange	0	0	0	0	0	0
2526	29-11-2025	Tank-3201(Ground) SKO-3201 line upper (I/V Gland)	2526	"	Valve	0	0	0	0	0	0
2527	29-11-2025	Tank-3201(Ground) SKO-3201 line upper (I/V U/S Flange)	2527	"	Flange	0	0	0	0	0	0
2528	29-11-2025	Tank-3201(Ground) SKO-3201 line upper (I/V D/S Flange)	2528	"	Flange	0	0	0	0	0	0
2529	29-11-2025	Tank-3201(Ground) SKO-3201 line upper (I/V Flange (Bonnet)	2529	"	Flange	0	0	0	0	0	0
2530	29-11-2025	Tank-3201(Ground) SKO-3201 line lower (I/V Gland)	2530	"	Valve	0	0	0	0	0	0
2531	29-11-2025	Tank-3201(Ground) SKO-3201 line lower (I/V U/S Flange)	2531	"	Flange	0	0	0	0	0	0
2532	29-11-2025	Tank-3201(Ground) SKO-3201 line lower (I/V D/S Flange)	2532	"	Flange	0	0	0	0	0	0
2533	29-11-2025	Tank-3201(Ground) SKO-3201 line lower (I/V Flange (Bonnet)	2533	"	Flange	0	0	0	0	0	0
2534	29-11-2025	Tank-2708 (Top) Manhole No. 1	2534	N/A	Manhole	0	0	0	0	0	0
2535	29-11-2025	Tank-2708 (Top) Manhole No. 2	2535	"	Manhole	0	0	0	0	0	0
2536	29-11-2025	Tank-2708 (Top) Seal 1 (North)	2536	"	Seal	0	0	0	0	0	0
2537	29-11-2025	Tank-2708 (Top) Seal 2 (North)	2537	"	Seal	0	0	0	0	0	0
2538	29-11-2025	Tank-2708 (Top) Seal 3 (South)	2538	"	Seal	0	0	0	0	0	0
2539	29-11-2025	Tank-2708 (Top) Seal 4 (South)	2539	"	Seal	0	0	0	0	0	0
2540	29-11-2025	Tank-2708 (Top) Seal 5 (East)	2540	"	Seal	0	0	0	0	0	0
2541	29-11-2025	Tank-2708 (Top) Seal 6 (East)	2541	"	Seal	0	0	0	0	0	0
2542	29-11-2025	Tank-2708 (Top) Seal 7 (West)	2542	"	Seal	0	0	0	0	0	0
2543	29-11-2025	Tank-2708 (Top) Seal 8 (West)	2543	"	Seal	0	0	0	0	0	0
2544	29-11-2025	Tank-2708 (Top) Emargence drain no.1	2544	"	D.Point	0	0	0	0	0	0
2545	29-11-2025	Tank-2708 (Top) Emargence drain no.2	2545	"	D.Point	0	0	0	0	0	0
2546	29-11-2025	Tank-2708 (Ground) Manhole No. 1	2546	N/A	Manhole	0	0	0	0	0	0
2547	29-11-2025	Tank-2708 (Ground) Manhole No. 2	2547	"	Manhole	0	0	0	0	0	0
2548	29-11-2025	Tank-2708 (Ground) HSD Recirculation tank-2708 line (I/V Gland)	2548	6 Inch	Valve	0	0	0	0	0	0
2549	29-11-2025	Tank-2708 (Ground) HSD Recirculation tank-2708 line (I/V U/S Flange)	2549	"	Flange	0	0	0	0	0	0
2550	29-11-2025	Tank-2708 (Ground) HSD Recirculation tank-2708 line (I/V D/S Flange)	2550	"	Flange	0	0	0	0	0	0
2551	29-11-2025	Tank-2708 (Ground) HSD Recirculation tank-2708 line (I/V Flange (Bonnet)	2551	"	Flange	0	0	0	0	0	0
2552	29-11-2025	Tank-2708 (Ground) HSD Suction tank-2708 line upper (I/V Gland)	2552	14 Inch	Valve	67	0.000129	0.00310 1495	67	0.000129	0.003101 495
2553	29-11-2025	Tank-2708 (Ground) HSD Suction tank-2708 line upper (I/V U/S Flange)	2553	"	Flange	0	0	0	0	0	0
2554	29-11-2025	Tank-2708 (Ground) HSD Suction tank-2708 line upper (I/V D/S Flange)	2554	"	Flange	0	0	0	0	0	0
2555	29-11-2025	Tank-2708 (Ground) HSD Suction tank-2708 line upper (I/V Flange (Bonnet)	2555	"	Flange	0	0	0	0	0	0
2556	29-11-2025	Tank-2708 (Ground) HSD Suction tank-2708 line lower (I/V Gland)	2556	"	Valve	0	0	0	0	0	0
2557	29-11-2025	Tank-2708 (Ground) HSD Suction tank-2708 line lower (I/V U/S Flange)	2557	"	Flange	0	0	0	0	0	0
2558	29-11-2025	Tank-2708 (Ground) HSD Suction tank-2708 line lower (I/V D/S Flange)	2558	"	Flange	0	0	0	0	0	0
2559	29-11-2025	Tank-2708 (Ground) HSD Suction tank-2708 line lower (I/V Flange (Bonnet)	2559	"	Flange	0	0	0	0	0	0
2560	29-11-2025	Tank-2710 (Top) Manhole No. 1	2560	N/A	Manhole	0	0	0	0	0	0

Sr.No.	Date	Location	Tag No.	Line Size	Componenet Type	Screening Value (PPM) before Repair	Emission Kg/Hr	Emission Kg/day	Screening Value (PPM) afterRepair	Emission Kg/Hr	Emission Kg/day
2561	29-11-2025	Tank-2710 (Top) Manhole No. 2	2561	"	Manhole	0	0	0	0	0	0
2562	29-11-2025	Tank-2710 (Top) Seal 1 (North)	2562	"	Seal	0	0	0	0	0	0
2563	29-11-2025	Tank-2710 (Top) Seal 2 (North)	2563	"	Seal	0	0	0	0	0	0
2564	29-11-2025	Tank-2710 (Top) Seal 3 (South)	2564	"	Seal	0	0	0	0	0	0
2565	29-11-2025	Tank-2710 (Top) Seal 4 (South)	2565	"	Seal	0	0	0	0	0	0
2566	29-11-2025	Tank-2710 (Top) Seal 5 (East)	2566	"	Seal	0	0	0	0	0	0
2567	29-11-2025	Tank-2710 (Top) Seal 6 (East)	2567	"	Seal	0	0	0	0	0	0
2568	29-11-2025	Tank-2710 (Top) Seal 7 (West)	2568	"	Seal	0	0	0	0	0	0
2569	29-11-2025	Tank-2710 (Top) Seal 8 (West)	2569	"	Seal	0	0	0	0	0	0
2570	29-11-2025	Tank-2710 (Top) Emargence drain no.1	2570	"	D.Point	0	0	0	0	0	0
2571	29-11-2025	Tank-2710 (Top) Emargence drain no.2	2571	"	D.Point	0	0	0	0	0	0
2572	29-11-2025	Tank-2710 (Ground) Manhole No. 1	2572	N/A	Manhole	0	0	0	0	0	0
2573	29-11-2025	Tank-2710 (Ground) HSD Recirculation line (I/V Gland)	2573	6 Inch	Valve	0	0	0	0	0	0
2574	29-11-2025	Tank-2710 (Ground) HSD Recirculation line (I/V U/S Flange)	2574	"	Flange	0	0	0	0	0	0
2575	29-11-2025	Tank-2710 (Ground) HSD Recirculation line (I/V D/S Flange)	2575	"	Flange	0	0	0	0	0	0
2576	29-11-2025	Tank-2710 (Ground) HSD Recirculation line (I/V Flange (Bonnet)	2576	"	Flange	0	0	0	0	0	0
2577	29-11-2025	Tank-2710 (Ground) HSD Suction tank-2710 line upper (I/V Gland)	2577	16 Inch	Valve	0	0	0	0	0	0
2578	29-11-2025	Tank-2710 (Ground) HSD Suction tank-2710 line upper (I/V U/S Flange)	2578	"	Flange	0	0	0	0	0	0
2579	29-11-2025	Tank-2710 (Ground) HSD Suction tank-2710 line upper (I/V D/S Flange)	2579	"	Flange	0	0	0	0	0	0
2580	29-11-2025	Tank-2710 (Ground) HSD Suction tank-2710 line upper (I/V Flange (Bonnet)	2580	"	Flange	0	0	0	0	0	0
2581	29-11-2025	Tank-2710 (Ground) HSD Suction tank-2710 line lower (I/V Gland)	2581	"	Valve	22.8	0.000065	0.00155 2477	22.8	0.000065	0.001552 477
2582	29-11-2025	Tank-2710 (Ground) HSD Suction tank-2710 line lower (I/V U/S Flange)	2582	"	Flange	0	0	0	0	0	0
2583	29-11-2025	Tank-2710 (Ground) HSD Suction tank-2710 line lower (I/V D/S Flange)	2583	"	Flange	0	0	0	0	0	0
2584	29-11-2025	Tank-2710 (Ground) HSD Suction tank-2710 line lower (I/V Flange (Bonnet)	2584	"	Flange	0	0	0	0	0	0

Sr.No.	Date	Location	Tag No.	Line Size	Componenet Type	Screening Value (PPM) before Repair	Emission Kg/Hr	Emission Kg/day	Screening Value (PPM) afterRepair	Emission Kg/Hr	Emission Kg/day
WLG											
1	01-12-2025	47-FV-1210 (C/V Gland)	1	Valve	4 Inch	348.2	0.000372	0.008934805	348.2	0.000372	0.008934805
2	01-12-2025	47-FV-1210 (C/V U/S Flange)	2	Flange	"	0	0	0	0	0	0
3	01-12-2025	47-FV-1210 (C/V D/S Flange)	3	Flange	"	0	0	0	0	0	0
4	01-12-2025	47-FV-1210 (C/V Flange (Bonnet)	4	Flange	"	0	0	0	0	0	0
5	01-12-2025	47-FV-1210 U/S line (I/V Gland)	5	Valve	3 Inch	251	0.000302	0.007241383	251	0.000302	0.007241383
6	01-12-2025	47-FV-1210 U/S line (I/V U/S Flange)	6	Flange	"	0	0	0	0	0	0
7	01-12-2025	47-FV-1210 U/S line (I/V D/S Flange)	7	Flange	"	0	0	0	0	0	0
8	01-12-2025	47-FV-1210 U/S line (I/V Flange (Bonnet)	8	Flange	"	0	0	0	0	0	0
9	01-12-2025	47-FV-1210 D/S line (I/V Gland)	9	Valve	4 Inch	16.4	0.000052	0.001256495	16.4	0.000052	0.001256495
10	01-12-2025	47-FV-1210 D/S line (I/V U/S Flange)	10	Flange	"	0	0	0	0	0	0
11	01-12-2025	47-FV-1210 D/S line (I/V D/S Flange)	11	Flange	"	0	0	0	0	0	0
12	01-12-2025	47-FV-1210 D/S line (I/V Flange (Bonnet)	12	Flange	"	0	0	0	0	0	0
13	01-12-2025	47-FV-1210 Bypass line (I/V Gland)	13	Valve	"	0	0	0	0	0	0
14	01-12-2025	47-FV-1210 Bypass line (I/V U/S Flange)	14	Flange	"	0	0	0	0	0	0
15	01-12-2025	47-FV-1210 Bypass line (I/V D/S Flange)	15	Flange	"	0	0	0	0	0	0
16	01-12-2025	47-FV-1210 Bypass line (I/V Flange (Bonnet)	16	Flange	"	0	0	0	0	0	0
17	01-12-2025	47-FV-1210 Drain line (I/V Gland)	17	Valve	0.5 Inch	0	0	0	0	0	0
18	01-12-2025	47-FV-1210 Drain line (I/V Flange (Bonnet)	18	Flange	"	0	0	0	0	0	0
19	01-12-2025	47-FV-1210 Drain line (End Flange)	19	Flange		4.6	0.000133	0.003193128	4.6	0.000133	0.003193128
20	01-12-2025	47-P-25B Suction line (I/V Gland)	20	Valve	6 Inch	16.3	0.000052	0.001251571	16.3	0.000052	0.001251571
21	01-12-2025	47-P-25B Suction line (I/V U/S Flange)	21	Flange	"	0	0	0	0	0	0
22	01-12-2025	47-P-25B Suction line (I/V D/S Flange)	22	Flange	"	0	0	0	0	0	0
23	01-12-2025	47-P-25B Suction line (I/V Flange (Bonnet)	23	Flange	"	0	0	0	0	0	0
24	01-12-2025	47-P-25B Discharge line (I/V Gland)	24	Valve	3 Inch	0	0	0	0	0	0
25	01-12-2025	47-P-25B Discharge line (I/V U/S Flange)	25	Flange	"	0	0	0	0	0	0
26	01-12-2025	47-P-25B Discharge line (I/V D/S Flange)	26	Flange	"	0	0	0	0	0	0
27	01-12-2025	47-P-25B Discharge line (I/V Flange (Bonnet)	27	Flange	"	0	0	0	0	0	0
28	01-12-2025	47-P-25B Discharge line (NRVTop Flange)	28	Flange	"	0	0	0	0	0	0
29	01-12-2025	47-P-25B Discharge line (NRV U/S Flange)	29	Flange	"	0	0	0	0	0	0
30	01-12-2025	47-P-25B Discharge line (NRV D/S Flange)	30	Flange	"	0	0	0	0	0	0
31	01-12-2025	47-P-25B Discharge line To M.S line (I/V Gland)	31	Valve	"	6.9	0.000030	0.000720729	6.9	0.000030	0.000720729
32	01-12-2025	47-P-25B Discharge line To M.S line (I/V U/S Flange)	32	Flange	"	0	0	0	0	0	0
33	01-12-2025	47-P-25B Discharge line To M.S line (I/V D/S Flange)	33	Flange	"	0	0	0	0	0	0
34	01-12-2025	47-P-25B Discharge line To M.S line (I/V Flange (Bonnet)	34	Flange	"	0	0	0	0	0	0
35	01-12-2025	47-P-25B Discharge line To ABABDONED line (I/V Gland)	35	Valve	2 Inch	0	0	0	0	0	0
36	01-12-2025	47-P-25B Discharge line To ABABDONED line (I/V U/S Flange)	36	Flange	"	0	0	0	0	0	0
37	01-12-2025	47-P-25B Discharge line To ABABDONED line (I/V D/S Flange)	37	Flange	"	0	0	0	0	0	0
38	01-12-2025	47-P-25B Discharge line To ABABDONED line (I/V Flange (Bonnet)	38	Flange	"	0	0	0	0	0	0

Sr.No.	Date	Location	Tag No.	Line Size	Componenet Type	Screening Value (PPM) before Repair	Emission Kg/Hr	Emission Kg/day	Screening Value (PPM) afterRepair	Emission Kg/Hr	Emission Kg/day
39	01-12-2025	47-P-25B Discharge line TO M.S/ABANDONED Common line (I/V Gland)	39	Valve	3 Inch	0	0	0	0	0	0
40	01-12-2025	47-P-25B Discharge line TO M.S/ABANDONED Common line (I/V U/S Flange)	40	Flange	"	0	0	0	0	0	0
41	01-12-2025	47-P-25B Discharge line TO M.S/ABANDONED Common line (I/V D/S Flange)	41	Flange	"	0	0	0	0	0	0
42	01-12-2025	47-P-25B Discharge line TO M.S/ABANDONED Common line (I/V Flange (Bonnet)	42	Flange	"	0	0	0	0	0	0
43	01-12-2025	47-P-25B Discharge line To M.S T/L Loading line (I/V Gland)	43	Valve	"	0	0	0	0	0	0
44	01-12-2025	47-P-25B Discharge line To M.S T/L Loading line (I/V U/S Flange)	44	Flange	"	0	0	0	0	0	0
45	01-12-2025	47-P-25B Discharge line To M.S T/L Loading line (I/V D/S Flange)	45	Flange	"	0	0	0	0	0	0
46	01-12-2025	47-P-25B Discharge line To M.S T/L Loading line (I/V Flange (Bonnet)	46	Flange	"	0	0	0	0	0	0
47	01-12-2025	47-P-25A Suction line (I/V Gland)	47	Valve	6 Inch	27.3	0.000073	0.0017428	27.3	0.000073	0.0017428
48	01-12-2025	47-P-25A Suction line (I/V U/S Flange)	48	Flange	"	0	0	0	0	0	0
49	01-12-2025	47-P-25A Suction line (I/V D/S Flange)	49	Flange	"	0	0	0	0	0	0
50	01-12-2025	47-P-25A Suction line (I/V Flange (Bonnet)	50	Flange	"	0	0	0	0	0	0
51	01-12-2025	47-P-25A Discharge line (I/V Gland)	51	Valve	3 Inch	1181	0.000815	0.01957111	1181	0.000815	0.01957111
52	01-12-2025	47-P-25A Discharge line (I/V U/S Flange)	52	Flange	"	0	0	0	0	0	0
53	01-12-2025	47-P-25A Discharge line (I/V D/S Flange)	53	Flange	"	0	0	0	0	0	0
54	01-12-2025	47-P-25A Discharge line (I/V Flange (Bonnet)	54	Flange	"	0	0	0	0	0	0
55	01-12-2025	47-P-25A Discharge line (NRV Top Flange)	55	Flange	"	0	0	0	0	0	0
56	01-12-2025	47-P-25A Discharge line (NRV U/S Flange)	56	Flange	"	0	0	0	0	0	0
57	01-12-2025	47-P-25A Discharge line (NRV D/S Flange)	57	Flange	"	0	0	0	0	0	0
58	01-12-2025	47-P-25A Discharge line To M.S line (I/V Gland)	58	Valve	"	0	0	0	0	0	0
59	01-12-2025	47-P-25A Discharge line To M.S line (I/V U/S Flange)	59	Flange	"	0	0	0	0	0	0
60	01-12-2025	47-P-25A Discharge line To M.S line (I/V D/S Flange)	60	Flange	"	0	0	0	0	0	0
61	01-12-2025	47-P-25A Discharge line To M.S line (I/V Flange (Bonnet)	61	Flange	"	0	0	0	0	0	0
62	01-12-2025	47-P-25A T/L Discharge line (I/V Gland)	62	Valve	"	0	0	0	0	0	0
63	01-12-2025	47-P-25A T/L Discharge line (I/V U/S Flange)	63	Flange	"	0	0	0	0	0	0
64	01-12-2025	47-P-25A T/L Discharge line (I/V D/S Flange)	64	Flange	"	0	0	0	0	0	0
65	01-12-2025	47-P-25A T/L Discharge line (I/V Flange (Bonnet)	65	Flange	"	0	0	0	0	0	0
66	01-12-2025	47-P-26B Suction line (I/V Gland)	66	Valve	14 Inch	34.4	0.000084	0.002021629	34.4	0.000084	0.002021629
67	01-12-2025	47-P-26B Suction line (I/V U/S Flange)	67	Flange	"	0	0	0	0	0	0
68	01-12-2025	47-P-26B Suction line (I/V D/S Flange)	68	Flange	"	0	0	0	0	0	0
69	01-12-2025	47-P-26B Suction line (I/V Flange (Bonnet)	69	Flange	"	0	0	0	0	0	0
70	01-12-2025	47-P-26B Dicharge line To Jet mixing line (I/V Gland)	70	Valve	8 Inch	0	0	0	0	0	0
71	01-12-2025	47-P-26B Dicharge line To Jet mixing line (I/V U/S Flange)	71	Flange	"	0	0	0	0	0	0
72	01-12-2025	47-P-26B Dicharge line To Jet mixing line (I/V D/S Flange)	72	Flange	"	0	0	0	0	0	0
73	01-12-2025	47-P-26B Dicharge line To Jet mixing line (I/V Flange (Bonnet)	73	Flange	"	0	0	0	0	0	0
74	01-12-2025	47-P-26B Discharge line (NRV Top Flange)	74	Flange	"	0	0	0	0	0	0
75	01-12-2025	47-P-26B Discharge line (NRV U/S Flange)	75	Flange	"	0	0	0	0	0	0
76	01-12-2025	47-P-26B Discharge line (NRV D/S Flange)	76	Flange	"	0	0	0	0	0	0

Sr.No.	Date	Location	Tag No.	Line Size	Componenet Type	Screening Value (PPM) before Repair	Emission Kg/Hr	Emission Kg/day	Screening Value (PPM) afterRepair	Emission Kg/Hr	Emission Kg/day
77	01-12-2025	47-P-26B Dicharge line To Top Up TK-2702 line (I/V Gland)	77	Valve	6 Inch	298.9	0.000338	0.008100627	298.9	0.000338	0.008100627
78	01-12-2025	47-P-26B Dicharge line To Top Up TK-2702 line (I/V U/S Flange)	78	Flange	"	0	0	0	0	0	0
79	01-12-2025	47-P-26B Dicharge line To Top Up TK-2702 line (I/V D/S Flange)	79	Flange	"	0	0	0	0	0	0
80	01-12-2025	47-P-26B Dicharge line To Top Up TK-2702 line (I/V Flange (Bonnet)	80	Flange	"	0	0	0	0	0	0
81	01-12-2025	47-P-26B M.S Discharge For TLG/WLG line (I/V Gland)	81	Valve	8 Inch	0	0	0	0	0	0
82	01-12-2025	47-P-26B M.S Discharge For TLG/WLG line (I/V U/S Flange)	82	Flange	"	0	0	0	0	0	0
83	01-12-2025	47-P-26B M.S Discharge For TLG/WLG line (I/V D/S Flange)	83	Flange	"	0	0	0	0	0	0
84	01-12-2025	47-P-26B M.S Discharge For TLG/WLG line (I/V Flange (Bonnet)	84	Flange	"	0	0	0	0	0	0
85	01-12-2025	47-P-26A Suction line (I/V Gland)	85	Valve	14 Inch	11.6	0.000042	0.001006035	11.6	0.000042	0.001006035
86	01-12-2025	47-P-26A Suction line (I/V U/S Flange)	86	Flange	"	0	0	0	0	0	0
87	01-12-2025	47-P-26A Suction line (I/V D/S Flange)	87	Flange	"	0	0	0	0	0	0
88	01-12-2025	47-P-26A Suction line (I/V Flange (Bonnet)	88	Flange	"	0	0	0	0	0	0
89	01-12-2025	47-P-26A Dicharge line To Jet mixing line (I/V Gland)	89	Valve	8 Inch	0	0	0	0	0	0
90	01-12-2025	47-P-26A Dicharge line To Jet mixing line (I/V U/S Flange)	90	Flange	"	0	0	0	0	0	0
91	01-12-2025	47-P-26A Dicharge line To Jet mixing line (I/V D/S Flange)	91	Flange	"	0	0	0	0	0	0
92	01-12-2025	47-P-26A Dicharge line To Jet mixing line (I/V Flange (Bonnet)	92	Flange	"	0	0	0	0	0	0
93	01-12-2025	47-P-26A Discharge line (NRV Top Flange)	93	Flange	"	0	0	0	0	0	0
94	01-12-2025	47-P-26A Discharge line (NRV U/S Flange)	94	Flange	"	0	0	0	0	0	0
95	01-12-2025	47-P-26A Discharge line (NRV D/S Flange)	95	Flange	"	0	0	0	0	0	0
96	01-12-2025	47-P-26A M.S Discharge For TLG/WLG line (I/V Gland)	96	Valve	"	3.2	0.000018	0.000440086	3.2	0.000018	0.000440086
97	01-12-2025	47-P-26A M.S Discharge For TLG/WLG line (I/V U/S Flange)	97	Flange	"	0	0	0	0	0	0
98	01-12-2025	47-P-26A M.S Discharge For TLG/WLG line (I/V D/S Flange)	98	Flange	"	0	0	0	0	0	0
99	01-12-2025	47-P-26A M.S Discharge For TLG/WLG line (I/V Flange (Bonnet)	99	Flange	"	0	0	0	0	0	0
100	01-12-2025	47-P-26A Discharge line 1st/ To Tank line (I/V Gland)	100	Valve	3 Inch	0	0	0	0	0	0
101	01-12-2025	47-P-26A Discharge line 1st/ To Tank line (I/V U/S Flange)	101	Flange	"	0	0	0	0	0	0
102	01-12-2025	47-P-26A Discharge line 1st/ To Tank line (I/V D/S Flange)	102	Flange	"	0	0	0	0	0	0
103	01-12-2025	47-P-26A Discharge line 1st/ To Tank line (I/V Flange (Bonnet)	103	Flange	"	0	0	0	0	0	0
104	01-12-2025	47-P-107A Suction line (I/V Gland)	104	Valve	6 Inch	28.1	0.000074	0.001775417	28.1	0.000074	0.001775417
105	01-12-2025	47-P-107A Suction line (I/V U/S Flange)	105	Flange	"	0	0	0	0	0	0
106	01-12-2025	47-P-107A Suction line (I/V D/S Flange)	106	Flange	"	0	0	0	0	0	0
107	01-12-2025	47-P-107A Suction line (I/V Flange (Bonnet)	107	Flange	"	0	0	0	0	0	0
108	01-12-2025	47-P-107A Discharge line (I/V Gland)	108	Valve	3 Inch	0	0	0	0	0	0
109	01-12-2025	47-P-107A Discharge line (I/V U/S Flange)	109	Flange	"	0	0	0	0	0	0
110	01-12-2025	47-P-107A Discharge line (I/V D/S Flange)	110	Flange	"	0	0	0	0	0	0
111	01-12-2025	47-P-107A Discharge line (I/V Flange (Bonnet)	111	Flange	"	0	0	0	0	0	0
112	01-12-2025	47-P-107A Discharge line (NRV Top Flange)	112	Flange	"	0	0	0	0	0	0
113	01-12-2025	47-P-107A Discharge line (NRV U/S Flange)	113	Flange	"	0	0	0	0	0	0
114	01-12-2025	47-P-107A Discharge line (NRV D/S Flange)	114	Flange	"	0	0	0	0	0	0
115	01-12-2025	47-P-107B Suction line (I/V Gland)	115	Valve	6 Inch	0	0	0	0	0	0
116	01-12-2025	47-P-107B Suction line (I/V U/S Flange)	116	Flange	"	0	0	0	0	0	0

Sr.No.	Date	Location	Tag No.	Line Size	Componenet Type	Screening Value (PPM) before Repair	Emission Kg/Hr	Emission Kg/day	Screening Value (PPM) afterRepair	Emission Kg/Hr	Emission Kg/day
117	01-12-2025	47-P-107B Suction line (I/V D/S Flange)	117	Flange	"	0	0	0	0	0	0
118	01-12-2025	47-P-107B Suction line (I/V Flange (Bonnet)	118	Flange	"	0	0	0	0	0	0
119	01-12-2025	47-P-107B Discharge line (I/V Gland)	119	Valve	3 Inch	0	0	0	0	0	0
120	01-12-2025	47-P-107B Discharge line (I/V U/S Flange)	120	Flange	"	0	0	0	0	0	0
121	01-12-2025	47-P-107B Discharge line (I/V D/S Flange)	121	Flange	"	0	0	0	0	0	0
122	01-12-2025	47-P-107B Discharge line (I/V Flange (Bonnet)	122	Flange	"	0	0	0	0	0	0
123	01-12-2025	47-P-107B Discharge line (NRV Top Flange)	123	Flange	"	0	0	0	0	0	0
124	01-12-2025	47-P-107B Discharge line (NRV U/S Flange)	124	Flange	"	0	0	0	0	0	0
125	01-12-2025	47-P-107B Discharge line (NRV D/S Flange)	125	Flange	"	0	0	0	0	0	0
126	01-12-2025	47-P-106A Suction line (I/V Gland)	126	Valve	6 Inch	0	0	0	0	0	0
127	01-12-2025	47-P-106A Suction line (I/V U/S Flange)	127	Flange	"	0	0	0	0	0	0
128	01-12-2025	47-P-106A Suction line (I/V D/S Flange)	128	Flange	"	0	0	0	0	0	0
129	01-12-2025	47-P-106A Suction line (I/V Flange (Bonnet)	129	Flange	"	0	0	0	0	0	0
130	01-12-2025	47-P-106A Discharge line/M.S To MSQ line (I/V Gland)	130	Valve	4 Inch	0	0	0	0	0	0
131	01-12-2025	47-P-106A Discharge line/M.S To MSQ line (I/V U/S Flange)	131	Flange	"	0	0	0	0	0	0
132	01-12-2025	47-P-106A Discharge line/M.S To MSQ line (I/V D/S Flange)	132	Flange	"	0	0	0	0	0	0
133	01-12-2025	47-P-106A Discharge line/M.S To MSQ line (I/V Flange (Bonnet)	133	Flange	"	0	0	0	0	0	0
134	01-12-2025	47-P-106A Discharge line (NRV Top Flange)	134	Flange	"	0	0	0	0	0	0
135	01-12-2025	47-P-106A Discharge line (NRV U/S Flange)	135	Flange	"	0	0	0	0	0	0
136	01-12-2025	47-P-106A Discharge line (NRV D/S Flange)	136	Flange	"	0	0	0	0	0	0
137	01-12-2025	47-P-106A M.S To TLG line (I/V Gland)	137	Valve	"	0	0	0	0	0	0
138	01-12-2025	47-P-106A M.S To TLG line (I/V U/S Flange)	138	Flange	"	0	0	0	0	0	0
139	01-12-2025	47-P-106A M.S To TLG line (I/V D/S Flange)	139	Flange	"	0	0	0	0	0	0
140	01-12-2025	47-P-106A M.S To TLG line (I/V Flange (Bonnet)	140	Flange	"	0	0	0	0	0	0
141	01-12-2025	47-P-106B Suction line (I/V Gland)	141	Valve	6 Inch	0	0	0	0	0	0
142	01-12-2025	47-P-106B Suction line (I/V U/S Flange)	142	Flange	"	0	0	0	0	0	0
143	01-12-2025	47-P-106B Suction line (I/V D/S Flange)	143	Flange	"	0	0	0	0	0	0
144	01-12-2025	47-P-106B Suction line (I/V Flange (Bonnet)	144	Flange	"	0	0	0	0	0	0
145	01-12-2025	47-P-106B Discharge line/M.S To MSQ line (I/V Gland)	145	Valve	4 Inch	0	0	0	0	0	0
146	01-12-2025	47-P-106B Discharge line/M.S To MSQ line (I/V U/S Flange)	146	Flange	"	0	0	0	0	0	0
147	01-12-2025	47-P-106B Discharge line/M.S To MSQ line (I/V D/S Flange)	147	Flange	"	0	0	0	0	0	0
148	01-12-2025	47-P-106B Discharge line/M.S To MSQ line (I/V Flange (Bonnet)	148	Flange	"	0	0	0	0	0	0
149	01-12-2025	47-P-106B Discharge line (Top Flange)	149	Flange	"	0	0	0	0	0	0
150	01-12-2025	47-P-106B Discharge line (U/S Flange)	150	Flange	"	0	0	0	0	0	0
151	01-12-2025	47-P-106B Discharge line (D/S Flange)	151	Flange	"	0	0	0	0	0	0
152	01-12-2025	47-P-106B M.S To TLG line (I/V Gland)	152	Valve	"	0	0	0	0	0	0
153	01-12-2025	47-P-106B M.S To TLG line (I/V U/S Flange)	153	Flange	"	0	0	0	0	0	0
154	01-12-2025	47-P-106B M.S To TLG line (I/V D/S Flange)	154	Flange	"	0	0	0	0	0	0
155	01-12-2025	47-P-106B M.S To TLG line (I/V Flange (Bonnet)	155	Flange	"	0	0	0	0	0	0
156	01-12-2025	Before Basket Strainer (P#3) (I/V Gland)	156	Valve	8 Inch	0	0	0	0	0	0

Sr.No.	Date	Location	Tag No.	Line Size	Componenet Type	Screening Value (PPM) before Repair	Emission Kg/Hr	Emission Kg/day	Screening Value (PPM) afterRepair	Emission Kg/Hr	Emission Kg/day
157	01-12-2025	Before Basket Strainer (P#3) (I/V U/S Flange)	157	Flange	"	0	0	0	0	0	0
158	01-12-2025	Before Basket Strainer (P#3) (I/V D/S Flange)	158	Flange	"	0	0	0	0	0	0
159	01-12-2025	Before Basket Strainer (P#3) (I/V Flange (Bonnet)	159	Flange	"	0	0	0	0	0	0
160	01-12-2025	MS To TLG line upper I/V (Near North Basket Straniner/PH#3) (I/V Gland)	160	Valve	3 Inch	38.4	0.000090	0.00216956	38.4	0.000090	0.00216956
161	01-12-2025	MS To TLG line upper I/V (Near North Basket Straniner/PH#3) (I/V U/S Flange)	161	Flange	"	0	0	0	0	0	0
162	01-12-2025	MS To TLG line upper I/V (Near North Basket Straniner/PH#3) (I/V D/S Flange)	162	Flange	"	0	0	0	0	0	0
163	01-12-2025	MS To TLG line upper I/V (Near North Basket Straniner/PH#3) (I/V Flange (Bonnet)	163	Flange	"	0	0	0	0	0	0
164	01-12-2025	BTPN-1 MS/MRN line (B/V Gland)	164	Valve	3 Inch	0	0	0	0	0	0
165	01-12-2025	BTPN-1 MS/MRN line (B/V U/S Flange)	165	Flange	"	0	0	0	0	0	0
166	01-12-2025	BTPN-1 MS/MRN line (B/V D/S Flange)	166	Flange	"	0	0	0	0	0	0
167	01-12-2025	BTPN-1 SRN line (B/V Gland)	167	Valve	"	0	0	0	0	0	0
168	01-12-2025	BTPN-1 SRN line (B/V U/S Flange)	168	Flange	"	0	0	0	0	0	0
169	01-12-2025	BTPN-1 SRN line (B/V D/S Flange)	169	Flange	"	0	0	0	0	0	0
170	01-12-2025	BTPN-1 MS/MRN & SRN Common pipe line (Swivel Joint)	170	Joint	"	0	0	0	0	0	0
171	01-12-2025	BTPN-1 MS/MRN & SRN Common pipe line (Swivel U/S Flange)	171	Flange	"	0	0	0	0	0	0
172	01-12-2025	BTPN-1 MS/MRN & SRN Common pipe line (Swivel D/S Flange)	172	Flange	"	0	0	0	0	0	0
173	01-12-2025	BTPN-1 HSD line (B/V Gland)	173	Valve	"	0	0	0	0	0	0
174	01-12-2025	BTPN-1 HSD line (B/V U/S Flange)	174	Flange	"	0	0	0	0	0	0
175	01-12-2025	BTPN-1 HSD line (B/V D/S Flange)	175	Flange	"	0	0	0	0	0	0
176	01-12-2025	BTPN-1 SKO line (B/V Gland)	176	Valve	"	0	0	0	0	0	0
177	01-12-2025	BTPN-1 SKO line (B/V U/S Flange)	177	Flange	"	0	0	0	0	0	0
178	01-12-2025	BTPN-1 SKO line (B/V D/S Flange)	178	Flange	"	0	0	0	0	0	0
179	01-12-2025	BTPN-1 HSD/ SKO Common pipe line (Swivel Joint)	179	Joint	"	0	0	0	0	0	0
180	01-12-2025	BTPN-1 HSD/ SKO Common pipe line (Swivel U/S Flange)	180	Flange	"	0	0	0	0	0	0
181	01-12-2025	BTPN-1 HSD/ SKO Common pipe line (Swivel D/S Flange)	181	Flange	"	0	0	0	0	0	0
182	01-12-2025	BTPN-2 MS/MRN line (B/V Gland)	182	Valve	3 Inch	0	0	0	0	0	0
183	01-12-2025	BTPN-2 MS/MRN line (B/V U/S Flange)	183	Flange	"	0	0	0	0	0	0
184	01-12-2025	BTPN-2 MS/MRN line (B/V D/S Flange)	184	Flange	"	0	0	0	0	0	0
185	01-12-2025	BTPN-2 SRN line (B/V Gland)	185	Valve	"	0	0	0	0	0	0
186	01-12-2025	BTPN-2 SRN line (B/V U/S Flange)	186	Flange	"	0	0	0	0	0	0
187	01-12-2025	BTPN-2 SRN line (B/V D/S Flange)	187	Flange	"	0	0	0	0	0	0
188	01-12-2025	BTPN-2 MS/MRN & SRN Common pipe line (Swivel Joint)	188	Joint	"	0	0	0	0	0	0
189	01-12-2025	BTPN-2 MS/MRN & SRN Common pipe line (Swivel U/S Flange)	189	Flange	"	0	0	0	0	0	0
190	01-12-2025	BTPN-2 MS/MRN & SRN Common pipe line (Swivel D/S Flange)	190	Flange	"	0	0	0	0	0	0
191	01-12-2025	BTPN-2 HSD line (B/V Gland)	191	Valve	"	0	0	0	0	0	0
192	01-12-2025	BTPN-2 HSD line (B/V U/S Flange)	192	Flange	"	0	0	0	0	0	0
193	01-12-2025	BTPN-2 HSD line (B/V D/S Flange)	193	Flange	"	0	0	0	0	0	0
194	01-12-2025	BTPN-2 SKO line (B/V Gland)	194	Valve	"	0	0	0	0	0	0
195	01-12-2025	BTPN-2 SKO line (B/V U/S Flange)	195	Flange	"	0	0	0	0	0	0

Sr.No.	Date	Location	Tag No.	Line Size	Componenet Type	Screening Value (PPM) before Repair	Emission Kg/Hr	Emission Kg/day	Screening Value (PPM) afterRepair	Emission Kg/Hr	Emission Kg/day
196	01-12-2025	BTPN-2 SKO line (B/V D/S Flange)	196	Flange	"	0	0	0	0	0	0
197	01-12-2025	BTPN-2 HSD/ SKO Common pipe line (Swivel Joint)	197	Joint	"	0	0	0	0	0	0
198	01-12-2025	BTPN-2 HSD/ SKO Common pipe line (Swivel U/S Flange)	198	Flange	"	0	0	0	0	0	0
199	01-12-2025	BTPN-2 HSD/ SKO Common pipe line (Swivel D/S Flange)	199	Flange	"	0	0	0	0	0	0
200	01-12-2025	BTPN-3 MS/MRN line (B/V Gland)	200	Valve	3 Inch	0	0	0	0	0	0
201	01-12-2025	BTPN-3 MS/MRN line (B/V U/S Flange)	201	Flange	"	0	0	0	0	0	0
202	01-12-2025	BTPN-3 MS/MRN line (B/V D/S Flange)	202	Flange	"	0	0	0	0	0	0
203	01-12-2025	BTPN-3 SRN line (B/V Gland)	203	Valve	"	0	0	0	0	0	0
204	01-12-2025	BTPN-3 SRN line (B/V U/S Flange)	204	Flange	"	0	0	0	0	0	0
205	01-12-2025	BTPN-3 SRN line (B/V D/S Flange)	205	Flange	"	0	0	0	0	0	0
206	01-12-2025	BTPN-3 MS/MRN & SRN Common pipe line (Swivel Joint)	206	Joint	"	0	0	0	0	0	0
207	01-12-2025	BTPN-3 MS/MRN & SRN Common pipe line (Swivel U/S Flange)	207	Flange	"	0	0	0	0	0	0
208	01-12-2025	BTPN-3 MS/MRN & SRN Common pipe line (Swivel D/S Flange)	208	Flange	"	0	0	0	0	0	0
209	01-12-2025	BTPN-3 HSD line (B/V Gland)	209	Valve	"	0	0	0	0	0	0
210	01-12-2025	BTPN-3 HSD line (B/V U/S Flange)	210	Flange	"	0	0	0	0	0	0
211	01-12-2025	BTPN-3 HSD line (B/V D/S Flange)	211	Flange	"	0	0	0	0	0	0
212	01-12-2025	BTPN-3 SKO line (B/V Gland)	212	Valve	"	0	0	0	0	0	0
213	01-12-2025	BTPN-3 SKO line (B/V U/S Flange)	213	Flange	"	0	0	0	0	0	0
214	01-12-2025	BTPN-3 SKO line (B/V D/S Flange)	214	Flange	"	0	0	0	0	0	0
215	01-12-2025	BTPN-3 HSD/ SKO Common pipe line (Swivel Joint)	215	Joint	"	0	0	0	0	0	0
216	01-12-2025	BTPN-3 HSD/ SKO Common pipe line (Swivel U/S Flange)	216	Flange	"	0	0	0	0	0	0
217	01-12-2025	BTPN-3 HSD/ SKO Common pipe line (Swivel D/S Flange)	217	Flange	"	0	0	0	0	0	0
218	01-12-2025	BTPN-3 HSD/ SKO Common pipe line valve passing	218	V/P	"	0	0	0	0	0	0
219	01-12-2025	BTPN-4 MS/MRN line (B/V Gland)	219	Valve	3 Inch	0	0	0	0	0	0
220	01-12-2025	BTPN-4 MS/MRN line (B/V U/S Flange)	220	Flange	"	0	0	0	0	0	0
221	01-12-2025	BTPN-4 MS/MRN line (B/V D/S Flange)	221	Flange	"	0	0	0	0	0	0
222	01-12-2025	BTPN-4 SRN line (B/V Gland)	222	Valve	"	0	0	0	0	0	0
223	01-12-2025	BTPN-4 SRN line (B/V U/S Flange)	223	Flange	"	0	0	0	0	0	0
224	01-12-2025	BTPN-4 SRN line (B/V D/S Flange)	224	Flange	"	0	0	0	0	0	0
225	01-12-2025	BTPN-4 MS/MRN & SRN Common pipe line (Swivel Joint)	225	Joint	"	0	0	0	0	0	0
226	01-12-2025	BTPN-4 MS/MRN & SRN Common pipe line (Swivel U/S Flange)	226	Flange	"	0	0	0	0	0	0
227	01-12-2025	BTPN-4 MS/MRN & SRN Common pipe line (Swivel D/S Flange)	227	Flange	"	0	0	0	0	0	0
228	01-12-2025	BTPN-4 HSD line (B/V Gland)	228	Valve	"	0	0	0	0	0	0
229	01-12-2025	BTPN-4 HSD line (B/V U/S Flange)	229	Flange	"	0	0	0	0	0	0
230	01-12-2025	BTPN-4 HSD line (B/V D/S Flange)	230	Flange	"	0	0	0	0	0	0
231	01-12-2025	BTPN-4 SKO line (B/V Gland)	231	Valve	"	0	0	0	0	0	0
232	01-12-2025	BTPN-4 SKO line (B/V U/S Flange)	232	Flange	"	0	0	0	0	0	0
233	01-12-2025	BTPN-4 SKO line (B/V D/S Flange)	233	Flange	"	0	0	0	0	0	0
234	01-12-2025	BTPN-4 HSD/ SKO Common pipe line (Swivel Joint)	234	Joint	"	0	0	0	0	0	0
235	01-12-2025	BTPN-4 HSD/ SKO Common pipe line (Swivel U/S Flange)	235	Flange	"	0	0	0	0	0	0

Sr.No.	Date	Location	Tag No.	Line Size	Componenet Type	Screening Value (PPM) before Repair	Emission Kg/Hr	Emission Kg/day	Screening Value (PPM) afterRepair	Emission Kg/Hr	Emission Kg/day
236	01-12-2025	BTPN-4 HSD/ SKO Common pipe line (Swivel D/S Flange)	236	Flange	"	0	0	0	0	0	0
237	01-12-2025	BTPN-5 MS/MRN line (B/V Gland)	237	Valve	3 Inch	0	0	0	0	0	0
238	01-12-2025	BTPN-5 MS/MRN line (B/V U/S Flange)	238	Flange	"	0	0	0	0	0	0
239	01-12-2025	BTPN-5 MS/MRN line (B/V D/S Flange)	239	Flange	"	0	0	0	0	0	0
240	01-12-2025	BTPN-5 SRN line (B/V Gland)	240	Valve	"	0	0	0	0	0	0
241	01-12-2025	BTPN-5 SRN line (B/V U/S Flange)	241	Flange	"	0	0	0	0	0	0
242	01-12-2025	BTPN-5 SRN line (B/V D/S Flange)	242	Flange	"	0	0	0	0	0	0
243	01-12-2025	BTPN-5 MS/MRN & SRN Common pipe line (Swivel Joint)	243	Joint	"	0	0	0	0	0	0
244	01-12-2025	BTPN-5 MS/MRN & SRN Common pipe line (Swivel U/S Flange)	244	Flange	"	0	0	0	0	0	0
245	01-12-2025	BTPN-5 MS/MRN & SRN Common pipe line (Swivel D/S Flange)	245	Flange	"	0	0	0	0	0	0
246	01-12-2025	BTPN-5 HSD line (B/V Gland)	246	Valve	"	0	0	0	0	0	0
247	01-12-2025	BTPN-5 HSD line (B/V U/S Flange)	247	Flange	"	0	0	0	0	0	0
248	01-12-2025	BTPN-5 HSD line (B/V D/S Flange)	248	Flange	"	0	0	0	0	0	0
249	01-12-2025	BTPN-5 SKO line (B/V Gland)	249	Valve	"	0	0	0	0	0	0
250	01-12-2025	BTPN-5 SKO line (B/V U/S Flange)	250	Flange	"	0	0	0	0	0	0
251	01-12-2025	BTPN-5 SKO line (B/V D/S Flange)	251	Flange	"	0	0	0	0	0	0
252	01-12-2025	BTPN-5 HSD/ SKO Common pipe line (Swivel Joint)	252	Joint	"	0	0	0	0	0	0
253	01-12-2025	BTPN-5 HSD/ SKO Common pipe line (Swivel U/S Flange)	253	Flange	"	0	0	0	0	0	0
254	01-12-2025	BTPN-5 HSD/ SKO Common pipe line (Swivel D/S Flange)	254	Flange	"	0	0	0	0	0	0
255	01-12-2025	BTPN-5 HSD/ SKO Common pipe line valve passing	255	V/P	"	0	0	0	0	0	0
256	02-12-2025	BTPN-6 MS/MRN line (B/V Gland)	256	Valve	3 Inch	0	0	0	0	0	0
257	02-12-2025	BTPN-6 MS/MRN line (B/V U/S Flange)	257	Flange	"	0	0	0	0	0	0
258	02-12-2025	BTPN-6 MS/MRN line (B/V D/S Flange)	258	Flange	"	0	0	0	0	0	0
259	02-12-2025	BTPN-6 SRN line (B/V Gland)	259	Valve	"	0	0	0	0	0	0
260	02-12-2025	BTPN-6 SRN line (B/V U/S Flange)	260	Flange	"	0	0	0	0	0	0
261	02-12-2025	BTPN-6 SRN line (B/V D/S Flange)	261	Flange	"	0	0	0	0	0	0
262	02-12-2025	BTPN-6 MS/MRN & SRN Common pipe line (Swivel Joint)	262	Joint	"	0	0	0	0	0	0
263	02-12-2025	BTPN-6 MS/MRN & SRN Common pipe line (Swivel U/S Flange)	263	Flange	"	0	0	0	0	0	0
264	02-12-2025	BTPN-6 MS/MRN & SRN Common pipe line (Swivel D/S Flange)	264	Flange	"	0	0	0	0	0	0
265	02-12-2025	BTPN-6 HSD line (B/V Gland)	265	Valve	"	0	0	0	0	0	0
266	02-12-2025	BTPN-6 HSD line (B/V U/S Flange)	266	Flange	"	0	0	0	0	0	0
267	02-12-2025	BTPN-6 HSD line (B/V D/S Flange)	267	Flange	"	0	0	0	0	0	0
268	02-12-2025	BTPN-6 SKO line (B/V Gland)	268	Valve	"	0	0	0	0	0	0
269	02-12-2025	BTPN-6 SKO line (B/V U/S Flange)	269	Flange	"	0	0	0	0	0	0
270	02-12-2025	BTPN-6 SKO line (B/V D/S Flange)	270	Flange	"	0	0	0	0	0	0
271	02-12-2025	BTPN-6 HSD/ SKO Common pipe line (Swivel Joint)	271	Joint	"	0	0	0	0	0	0
272	02-12-2025	BTPN-6 HSD/ SKO Common pipe line (Swivel U/S Flange)	272	Flange	"	0	0	0	0	0	0
273	02-12-2025	BTPN-6 HSD/ SKO Common pipe line (Swivel D/S Flange)	273	Flange	"	0	0	0	0	0	0
274	02-12-2025	BTPN-7 MS/MRN line (B/V Gland)	274	Valve	3 Inch	0	0	0	0	0	0
275	02-12-2025	BTPN-7 MS/MRN line (B/V U/S Flange)	275	Flange	"	0	0	0	0	0	0

Sr.No.	Date	Location	Tag No.	Line Size	Componenet Type	Screening Value (PPM) before Repair	Emission Kg/Hr	Emission Kg/day	Screening Value (PPM) afterRepair	Emission Kg/Hr	Emission Kg/day
276	02-12-2025	BTPN-7 MS/MRN line (B/V D/S Flange)	276	Flange	"	0	0	0	0	0	0
277	02-12-2025	BTPN-7 SRN line (B/V Gland)	277	Valve	"	0	0	0	0	0	0
278	02-12-2025	BTPN-7 SRN line (B/V U/S Flange)	278	Flange	"	0	0	0	0	0	0
279	02-12-2025	BTPN-7 SRN line (B/V D/S Flange)	279	Flange	"	0	0	0	0	0	0
280	02-12-2025	BTPN-7 MS/MRN & SRN Common pipe line (Swivel Joint)	280	Joint	"	0	0	0	0	0	0
281	02-12-2025	BTPN-7 MS/MRN & SRN Common pipe line (Swivel U/S Flange)	281	Flange	"	0	0	0	0	0	0
282	02-12-2025	BTPN-7 MS/MRN & SRN Common pipe line (Swivel D/S Flange)	282	Flange	"	0	0	0	0	0	0
283	02-12-2025	BTPN-7 HSD line (B/V Gland)	283	Valve	"	0	0	0	0	0	0
284	02-12-2025	BTPN-7 HSD line (B/V U/S Flange)	284	Flange	"	0	0	0	0	0	0
285	02-12-2025	BTPN-7 HSD line (B/V D/S Flange)	285	Flange	"	0	0	0	0	0	0
286	02-12-2025	BTPN-7 SKO line (B/V Gland)	286	Valve	"	0	0	0	0	0	0
287	02-12-2025	BTPN-7 SKO line (B/V U/S Flange)	287	Flange	"	0	0	0	0	0	0
288	02-12-2025	BTPN-7 SKO line (B/V D/S Flange)	288	Flange	"	0	0	0	0	0	0
289	02-12-2025	BTPN-7 HSD/ SKO Common pipe line (Swivel Joint)	289	Joint	"	0	0	0	0	0	0
290	02-12-2025	BTPN-7 HSD/ SKO Common pipe line (Swivel U/S Flange)	290	Flange	"	0	0	0	0	0	0
291	02-12-2025	BTPN-7 HSD/ SKO Common pipe line (Swivel D/S Flange)	291	Flange	"	0	0	0	0	0	0
292	02-12-2025	BTPN-8 MS/MRN line (B/V Gland)	292	Valve	3 Inch	0	0	0	0	0	0
293	02-12-2025	BTPN-8 MS/MRN line (B/V U/S Flange)	293	Flange	"	0	0	0	0	0	0
294	02-12-2025	BTPN-8 MS/MRN line (B/V D/S Flange)	294	Flange	"	1251	0.000696245	0.01670988	1251	0.000696245	0.01670988
295	02-12-2025	BTPN-8 SRN line (B/V Gland)	295	Valve	"	0	0	0	0	0	0
296	02-12-2025	BTPN-8 SRN line (B/V U/S Flange)	296	Flange	"	0	0	0	0	0	0
297	02-12-2025	BTPN-8 SRN line (B/V D/S Flange)	297	Flange	"	0	0	0	0	0	0
298	02-12-2025	BTPN-8 MS/MRN & SRN Common pipe line (Swivel Joint)	298	Joint	"	0	0	0	0	0	0
299	02-12-2025	BTPN-8 MS/MRN & SRN Common pipe line (Swivel U/S Flange)	299	Flange	"	0	0	0	0	0	0
300	02-12-2025	BTPN-8 MS/MRN & SRN Common pipe line (Swivel D/S Flange)	300	Flange	"	0	0	0	0	0	0
301	02-12-2025	BTPN-8 HSD line (B/V Gland)	301	Valve	"	0	0	0	0	0	0
302	02-12-2025	BTPN-8 HSD line (B/V U/S Flange)	302	Flange	"	0	0	0	0	0	0
303	02-12-2025	BTPN-8 HSD line (B/V D/S Flange)	303	Flange	"	0	0	0	0	0	0
304	02-12-2025	BTPN-8 SKO line (B/V Gland)	304	Valve	"	0	0	0	0	0	0
305	02-12-2025	BTPN-8 SKO line (B/V U/S Flange)	305	Flange	"	0	0	0	0	0	0
306	02-12-2025	BTPN-8 SKO line (B/V D/S Flange)	306	Flange	"	0	0	0	0	0	0
307	02-12-2025	BTPN-8 HSD/ SKO Common pipe line (Swivel Joint)	307	Joint	"	0	0	0	0	0	0
308	02-12-2025	BTPN-8 HSD/ SKO Common pipe line (Swivel U/S Flange)	308	Flange	"	0	0	0	0	0	0
309	02-12-2025	BTPN-8 HSD/ SKO Common pipe line (Swivel D/S Flange)	309	Flange	"	0	0	0	0	0	0
310	02-12-2025	BTPN-9 MS/MRN line (B/V Gland)	310	Valve	3 Inch	0	0	0	0	0	0
311	02-12-2025	BTPN-9 MS/MRN line (B/V U/S Flange)	311	Flange	"	0	0	0	0	0	0
312	02-12-2025	BTPN-9 MS/MRN line (B/V D/S Flange)	312	Flange	"	0	0	0	0	0	0
313	02-12-2025	BTPN-9 SRN line (B/V Gland)	313	Valve	"	0	0	0	0	0	0
314	02-12-2025	BTPN-9 SRN line (B/V U/S Flange)	314	Flange	"	0	0	0	0	0	0
315	02-12-2025	BTPN-9 SRN line (B/V D/S Flange)	315	Flange	"	0	0	0	0	0	0

Sr.No.	Date	Location	Tag No.	Line Size	Componenet Type	Screening Value (PPM) before Repair	Emission Kg/Hr	Emission Kg/day	Screening Value (PPM) afterRepair	Emission Kg/Hr	Emission Kg/day
316	02-12-2025	BTPN-9 MS/MRN & SRN Common pipe line (Swivel Joint)	316	Joint	"	0	0	0	0	0	0
317	02-12-2025	BTPN-9 MS/MRN & SRN Common pipe line (Swivel U/S Flange)	317	Flange	"	0	0	0	0	0	0
318	02-12-2025	BTPN-9 MS/MRN & SRN Common pipe line (Swivel D/S Flange)	318	Flange	"	0	0	0	0	0	0
319	02-12-2025	BTPN-9 HSD line (B/V Gland)	319	Valve	"	0	0	0	0	0	0
320	02-12-2025	BTPN-9 HSD line (B/V U/S Flange)	320	Flange	"	0	0	0	0	0	0
321	02-12-2025	BTPN-9 HSD line (B/V D/S Flange)	321	Flange	"	0	0	0	0	0	0
322	02-12-2025	BTPN-9 SKO line (B/V Gland)	322	Valve	"	0	0	0	0	0	0
323	02-12-2025	BTPN-9 SKO line (B/V U/S Flange)	323	Flange	"	0	0	0	0	0	0
324	02-12-2025	BTPN-9 SKO line (B/V D/S Flange)	324	Flange	"	0	0	0	0	0	0
325	02-12-2025	BTPN-9 HSD/ SKO Common pipe line (Swivel Joint)	325	Joint	"	0	0	0	0	0	0
326	02-12-2025	BTPN-9 HSD/ SKO Common pipe line (Swivel U/S Flange)	326	Flange	"	0	0	0	0	0	0
327	02-12-2025	BTPN-9 HSD/ SKO Common pipe line (Swivel D/S Flange)	327	Flange	"	0	0	0	0	0	0
328	02-12-2025	BTPN-10 MS/MRN line (B/V Gland)	328	Valve	3 Inch	0	0	0	0	0	0
329	02-12-2025	BTPN-10 MS/MRN line (B/V U/S Flange)	329	Flange	"	0	0	0	0	0	0
330	02-12-2025	BTPN-10 MS/MRN line (B/V D/S Flange)	330	Flange	"	0	0	0	0	0	0
331	02-12-2025	BTPN-10 SRN line (B/V Gland)	331	Valve	"	0	0	0	0	0	0
332	02-12-2025	BTPN-10 SRN line (B/V U/S Flange)	332	Flange	"	0	0	0	0	0	0
333	02-12-2025	BTPN-10 SRN line (B/V D/S Flange)	333	Flange	"	0	0	0	0	0	0
334	02-12-2025	BTPN-10 MS/MRN & SRN Common pipe line (Swivel Joint)	334	Joint	"	0	0	0	0	0	0
335	02-12-2025	BTPN-10 MS/MRN & SRN Common pipe line (Swivel U/S Flange)	335	Flange	"	0	0	0	0	0	0
336	02-12-2025	BTPN-10 MS/MRN & SRN Common pipe line (Swivel D/S Flange)	336	Flange	"	0	0	0	0	0	0
337	02-12-2025	BTPN-10 HSD line (B/V Gland)	337	Valve	"	0	0	0	0	0	0
338	02-12-2025	BTPN-10 HSD line (B/V U/S Flange)	338	Flange	"	0	0	0	0	0	0
339	02-12-2025	BTPN-10 HSD line (B/V D/S Flange)	339	Flange	"	0	0	0	0	0	0
340	02-12-2025	BTPN-10 SKO line (B/V Gland)	340	Valve	"	0	0	0	0	0	0
341	02-12-2025	BTPN-10 SKO line (B/V U/S Flange)	341	Flange	"	0	0	0	0	0	0
342	02-12-2025	BTPN-10 SKO line (B/V D/S Flange)	342	Flange	"	0	0	0	0	0	0
343	02-12-2025	BTPN-10 HSD/ SKO Common pipe line (Swivel Joint)	343	Joint	"	0	0	0	0	0	0
344	02-12-2025	BTPN-10 HSD/ SKO Common pipe line (Swivel U/S Flange)	344	Flange	"	0	0	0	0	0	0
345	02-12-2025	BTPN-10 HSD/ SKO Common pipe line (Swivel D/S Flange)	345	Flange	"	0	0	0	0	0	0
346	02-12-2025	BTPN-10 HSD/ SKO Common pipe line valve passing	346	V/P	"	0	0	0	0	0	0
347	02-12-2025	BTPN-11 MS/MRN line (B/V Gland)	347	Valve	3 Inch	0	0	0	0	0	0
348	02-12-2025	BTPN-11 MS/MRN line (B/V U/S Flange)	348	Flange	"	0	0	0	0	0	0
349	02-12-2025	BTPN-11 MS/MRN line (B/V D/S Flange)	349	Flange	"	0	0	0	0	0	0
350	02-12-2025	BTPN-11 SRN line (B/V Gland)	350	Valve	"	0	0	0	0	0	0
351	02-12-2025	BTPN-11 SRN line (B/V U/S Flange)	351	Flange	"	0	0	0	0	0	0
352	02-12-2025	BTPN-11 SRN line (B/V D/S Flange)	352	Flange	"	0	0	0	0	0	0
353	02-12-2025	BTPN-11 MS/MRN & SRN Common pipe line (Swivel Joint)	353	Joint	"	0	0	0	0	0	0
354	02-12-2025	BTPN-11 MS/MRN & SRN Common pipe line (Swivel U/S Flange)	354	Flange	"	0	0	0	0	0	0
355	02-12-2025	BTPN-11 MS/MRN & SRN Common pipe line (Swivel D/S Flange)	355	Flange	"	0	0	0	0	0	0

Sr.No.	Date	Location	Tag No.	Line Size	Componenet Type	Screening Value (PPM) before Repair	Emission Kg/Hr	Emission Kg/day	Screening Value (PPM) afterRepair	Emission Kg/Hr	Emission Kg/day
356	02-12-2025	BTPN-11 HSD line (B/V Gland)	356	Valve	"	0	0	0	0	0	0
357	02-12-2025	BTPN-11 HSD line (B/V U/S Flange)	357	Flange	"	0	0	0	0	0	0
358	02-12-2025	BTPN-11 HSD line (B/V D/S Flange)	358	Flange	"	0	0	0	0	0	0
359	02-12-2025	BTPN-11 SKO line (B/V Gland)	359	Valve	"	0	0	0	0	0	0
360	02-12-2025	BTPN-11 SKO line (B/V U/S Flange)	360	Flange	"	0	0	0	0	0	0
361	02-12-2025	BTPN-11 SKO line (B/V D/S Flange)	361	Flange	"	0	0	0	0	0	0
362	02-12-2025	BTPN-11 HSD/ SKO Common pipe line (Swivel Joint)	362	Joint	"	0	0	0	0	0	0
363	02-12-2025	BTPN-11 HSD/ SKO Common pipe line (Swivel U/S Flange)	363	Flange	"	0	0	0	0	0	0
364	02-12-2025	BTPN-11 HSD/ SKO Common pipe line (Swivel D/S Flange)	364	Flange	"	0	0	0	0	0	0
365	02-12-2025	BTPN-12 MS/MRN line (B/V Gland)	365	Valve	3 Inch	0	0	0	0	0	0
366	02-12-2025	BTPN-12 MS/MRN line (B/V U/S Flange)	366	Flange	"	0	0	0	0	0	0
367	02-12-2025	BTPN-12 MS/MRN line (B/V D/S Flange)	367	Flange	"	0	0	0	0	0	0
368	02-12-2025	BTPN-12 SRN line (B/V Gland)	368	Valve	"	0	0	0	0	0	0
369	02-12-2025	BTPN-12 SRN line (B/V U/S Flange)	369	Flange	"	0	0	0	0	0	0
370	02-12-2025	BTPN-12 SRN line (B/V D/S Flange)	370	Flange	"	0	0	0	0	0	0
371	02-12-2025	BTPN-12 MS/MRN & SRN Common pipe line (Swivel Joint)	371	Joint	"	0	0	0	0	0	0
372	02-12-2025	BTPN-12 MS/MRN & SRN Common pipe line (Swivel U/S Flange)	372	Flange	"	0	0	0	0	0	0
373	02-12-2025	BTPN-12 MS/MRN & SRN Common pipe line (Swivel D/S Flange)	373	Flange	"	0	0	0	0	0	0
374	02-12-2025	BTPN-12 HSD line (B/V Gland)	374	Valve	"	0	0	0	0	0	0
375	02-12-2025	BTPN-12 HSD line (B/V U/S Flange)	375	Flange	"	0	0	0	0	0	0
376	02-12-2025	BTPN-12 HSD line (B/V D/S Flange)	376	Flange	"	0	0	0	0	0	0
377	02-12-2025	BTPN-12 SKO line (B/V Gland)	377	Valve	"	0	0	0	0	0	0
378	02-12-2025	BTPN-12 SKO line (B/V U/S Flange)	378	Flange	"	0	0	0	0	0	0
379	02-12-2025	BTPN-12 SKO line (B/V D/S Flange)	379	Flange	"	0	0	0	0	0	0
380	02-12-2025	BTPN-12 HSD/ SKO Common pipe line (Swivel Joint)	380	Joint	"	0	0	0	0	0	0
381	02-12-2025	BTPN-12 HSD/ SKO Common pipe line (Swivel U/S Flange)	381	Flange	"	0	0	0	0	0	0
382	02-12-2025	BTPN-12 HSD/ SKO Common pipe line (Swivel D/S Flange)	382	Flange	"	0	0	0	0	0	0
383	02-12-2025	BTPN-12 HSD/ SKO Common pipe line valve passing	383	V/P	"	0	0	0	0	0	0
384	02-12-2025	BTPN-13 MS/MRN line (B/V Gland)	384	Valve	3 Inch	0	0	0	0	0	0
385	02-12-2025	BTPN-13 MS/MRN line (B/V U/S Flange)	385	Flange	"	0	0	0	0	0	0
386	02-12-2025	BTPN-13 MS/MRN line (B/V D/S Flange)	386	Flange	"	0	0	0	0	0	0
387	02-12-2025	BTPN-13 SRN line (B/V Gland)	387	Valve	"	0	0	0	0	0	0
388	02-12-2025	BTPN-13 SRN line (B/V U/S Flange)	388	Flange	"	0	0	0	0	0	0
389	02-12-2025	BTPN-13 SRN line (B/V D/S Flange)	389	Flange	"	0	0	0	0	0	0
390	02-12-2025	BTPN-13 MS/MRN & SRN Common pipe line (Swivel Joint)	390	Joint	"	0	0	0	0	0	0
391	02-12-2025	BTPN-13 MS/MRN & SRN Common pipe line (Swivel U/S Flange)	391	Flange	"	0	0	0	0	0	0
392	02-12-2025	BTPN-13 MS/MRN & SRN Common pipe line (Swivel D/S Flange)	392	Flange	"	0	0	0	0	0	0
393	02-12-2025	BTPN-13 HSD line (B/V Gland)	393	Valve	"	0	0	0	0	0	0
394	02-12-2025	BTPN-13 HSD line (B/V U/S Flange)	394	Flange	"	0	0	0	0	0	0
395	02-12-2025	BTPN-13 HSD line (B/V D/S Flange)	395	Flange	"	0	0	0	0	0	0

Sr.No.	Date	Location	Tag No.	Line Size	Componenet Type	Screening Value (PPM) before Repair	Emission Kg/Hr	Emission Kg/day	Screening Value (PPM) afterRepair	Emission Kg/Hr	Emission Kg/day
396	02-12-2025	BTPN-13 SKO line (B/V Gland)	396	Valve	"	0	0	0	0	0	0
397	02-12-2025	BTPN-13 SKO line (B/V U/S Flange)	397	Flange	"	0	0	0	0	0	0
398	02-12-2025	BTPN-13 SKO line (B/V D/S Flange)	398	Flange	"	0	0	0	0	0	0
399	02-12-2025	BTPN-13 HSD/ SKO Common pipe line (Swivel Joint)	399	Joint	"	0	0	0	0	0	0
400	02-12-2025	BTPN-13 HSD/ SKO Common pipe line (Swivel U/S Flange)	400	Flange	"	0	0	0	0	0	0
401	02-12-2025	BTPN-13 HSD/ SKO Common pipe line (Swivel D/S Flange)	401	Flange	"	0	0	0	0	0	0
402	02-12-2025	BTPN-14 MS/MRN line (B/V Gland)	402	Valve	3 Inch	0	0	0	0	0	0
403	02-12-2025	BTPN-14 MS/MRN line (B/V U/S Flange)	403	Flange	"	0	0	0	0	0	0
404	02-12-2025	BTPN-14 MS/MRN line (B/V D/S Flange)	404	Flange	"	0	0	0	0	0	0
405	02-12-2025	BTPN-14 SRN line (B/V Gland)	405	Valve	"	0	0	0	0	0	0
406	02-12-2025	BTPN-14 SRN line (B/V U/S Flange)	406	Flange	"	0	0	0	0	0	0
407	02-12-2025	BTPN-14 SRN line (B/V D/S Flange)	407	Flange	"	0	0	0	0	0	0
408	02-12-2025	BTPN-14 MS/MRN & SRN Common pipe line (Swivel Joint)	408	Joint	"	0	0	0	0	0	0
409	02-12-2025	BTPN-14 MS/MRN & SRN Common pipe line (Swivel U/S Flange)	409	Flange	"	0	0	0	0	0	0
410	02-12-2025	BTPN-14 MS/MRN & SRN Common pipe line (Swivel D/S Flange)	410	Flange	"	0	0	0	0	0	0
411	02-12-2025	BTPN-14 HSD line (B/V Gland)	411	Valve	"	0	0	0	0	0	0
412	02-12-2025	BTPN-14 HSD line (B/V U/S Flange)	412	Flange	"	0	0	0	0	0	0
413	02-12-2025	BTPN-14 HSD line (B/V D/S Flange)	413	Flange	"	0	0	0	0	0	0
414	02-12-2025	BTPN-14 SKO line (B/V Gland)	414	Valve	"	0	0	0	0	0	0
415	02-12-2025	BTPN-14 SKO line (B/V U/S Flange)	415	Flange	"	0	0	0	0	0	0
416	02-12-2025	BTPN-14 SKO line (B/V D/S Flange)	416	Flange	"	0	0	0	0	0	0
417	02-12-2025	BTPN-14 HSD/ SKO Common pipe line (Swivel Joint)	417	Joint	"	0	0	0	0	0	0
418	02-12-2025	BTPN-14 HSD/ SKO Common pipe line (Swivel U/S Flange)	418	Flange	"	0	0	0	0	0	0
419	02-12-2025	BTPN-14 HSD/ SKO Common pipe line (Swivel D/S Flange)	419	Flange	"	0	0	0	0	0	0
420	02-12-2025	BTPN-15 MS/MRN line (B/V Gland)	420	Valve	3 Inch	0	0	0	0	0	0
421	02-12-2025	BTPN-15 MS/MRN line (B/V U/S Flange)	421	Flange	"	0	0	0	0	0	0
422	02-12-2025	BTPN-15 MS/MRN line (B/V D/S Flange)	422	Flange	"	0	0	0	0	0	0
423	02-12-2025	BTPN-15 SRN line (B/V Gland)	423	Valve	"	0	0	0	0	0	0
424	02-12-2025	BTPN-15 SRN line (B/V U/S Flange)	424	Flange	"	0	0	0	0	0	0
425	02-12-2025	BTPN-15 SRN line (B/V D/S Flange)	425	Flange	"	0	0	0	0	0	0
426	02-12-2025	BTPN-15 MS/MRN & SRN Common pipe line (Swivel Joint)	426	Joint	"	0	0	0	0	0	0
427	02-12-2025	BTPN-15 MS/MRN & SRN Common pipe line (Swivel U/S Flange)	427	Flange	"	0	0	0	0	0	0
428	02-12-2025	BTPN-15 MS/MRN & SRN Common pipe line (Swivel D/S Flange)	428	Flange	"	0	0	0	0	0	0
429	02-12-2025	BTPN-15 HSD line (B/V Gland)	429	Valve	"	0	0	0	0	0	0
430	02-12-2025	BTPN-15 HSD line (B/V U/S Flange)	430	Flange	"	0	0	0	0	0	0
431	02-12-2025	BTPN-15 HSD line (B/V D/S Flange)	431	Flange	"	0	0	0	0	0	0
432	02-12-2025	BTPN-15 SKO line (B/V Gland)	432	Valve	"	0	0	0	0	0	0
433	02-12-2025	BTPN-15 SKO line (B/V U/S Flange)	433	Flange	"	0	0	0	0	0	0
434	02-12-2025	BTPN-15 SKO line (B/V D/S Flange)	434	Flange	"	0	0	0	0	0	0
435	02-12-2025	BTPN-15 HSD/ SKO Common pipe line (Swivel Joint)	435	Joint	"	0	0	0	0	0	0

Sr.No.	Date	Location	Tag No.	Line Size	Componenet Type	Screening Value (PPM) before Repair	Emission Kg/Hr	Emission Kg/day	Screening Value (PPM) afterRepair	Emission Kg/Hr	Emission Kg/day
436	02-12-2025	BTPN-15 HSD/ SKO Common pipe line (Swivel U/S Flange)	436	Flange	"	0	0	0	0	0	0
437	02-12-2025	BTPN-15 HSD/ SKO Common pipe line (Swivel D/S Flange)	437	Flange	"	0	0	0	0	0	0
438	02-12-2025	BTPN-15 HSD/ SKO Common pipe line valve passing	438	V/P	"	0	0	0	0	0	0
439	02-12-2025	BTPN-16 MS/MRN line (B/V Gland)	439	Valve	3 Inch	0	0	0	0	0	0
440	02-12-2025	BTPN-16 MS/MRN line (B/V U/S Flange)	440	Flange	"	0	0	0	0	0	0
441	02-12-2025	BTPN-16 MS/MRN line (B/V D/S Flange)	441	Flange	"	0	0	0	0	0	0
442	02-12-2025	BTPN-16 SRN line (B/V Gland)	442	Valve	"	0	0	0	0	0	0
443	02-12-2025	BTPN-16 SRN line (B/V U/S Flange)	443	Flange	"	0	0	0	0	0	0
444	02-12-2025	BTPN-16 SRN line (B/V D/S Flange)	444	Flange	"	0	0	0	0	0	0
445	02-12-2025	BTPN-16 MS/MRN & SRN Common pipe line (Swivel Joint)	445	Joint	"	0	0	0	0	0	0
446	02-12-2025	BTPN-16 MS/MRN & SRN Common pipe line (Swivel U/S Flange)	446	Flange	"	0	0	0	0	0	0
447	02-12-2025	BTPN-16 MS/MRN & SRN Common pipe line (Swivel D/S Flange)	447	Flange	"	0	0	0	0	0	0
448	02-12-2025	BTPN-16 HSD line (B/V Gland)	448	Valve	"	0	0	0	0	0	0
449	02-12-2025	BTPN-16 HSD line (B/V U/S Flange)	449	Flange	"	0	0	0	0	0	0
450	02-12-2025	BTPN-16 HSD line (B/V D/S Flange)	450	Flange	"	0	0	0	0	0	0
451	02-12-2025	BTPN-16 SKO line (B/V Gland)	451	Valve	"	0	0	0	0	0	0
452	02-12-2025	BTPN-16 SKO line (B/V U/S Flange)	452	Flange	"	0	0	0	0	0	0
453	02-12-2025	BTPN-16 SKO line (B/V D/S Flange)	453	Flange	"	0	0	0	0	0	0
454	02-12-2025	BTPN-16 HSD/ SKO Common pipe line (Swivel Joint)	454	Joint	"	0	0	0	0	0	0
455	02-12-2025	BTPN-16 HSD/ SKO Common pipe line (Swivel U/S Flange)	455	Flange	"	0	0	0	0	0	0
456	02-12-2025	BTPN-16 HSD/ SKO Common pipe line (Swivel D/S Flange)	456	Flange	"	0	0	0	0	0	0
457	02-12-2025	BTPN-17 MS/MRN line (B/V Gland)	457	Valve	3 Inch	0	0	0	0	0	0
458	02-12-2025	BTPN-17 MS/MRN line (B/V U/S Flange)	458	Flange	"	0	0	0	0	0	0
459	02-12-2025	BTPN-17 MS/MRN line (B/V D/S Flange)	459	Flange	"	0	0	0	0	0	0
460	02-12-2025	BTPN-17 SRN line (B/V Gland)	460	Valve	"	0	0	0	0	0	0
461	02-12-2025	BTPN-17 SRN line (B/V U/S Flange)	461	Flange	"	0	0	0	0	0	0
462	02-12-2025	BTPN-17 SRN line (B/V D/S Flange)	462	Flange	"	0	0	0	0	0	0
463	02-12-2025	BTPN-17 MS/MRN & SRN Common pipe line (Swivel Joint)	463	Joint	"	0	0	0	0	0	0
464	02-12-2025	BTPN-17 MS/MRN & SRN Common pipe line (Swivel U/S Flange)	464	Flange	"	0	0	0	0	0	0
465	02-12-2025	BTPN-17 MS/MRN & SRN Common pipe line (Swivel D/S Flange)	465	Flange	"	0	0	0	0	0	0
466	02-12-2025	BTPN-17 HSD line (B/V Gland)	466	Valve	"	0	0	0	0	0	0
467	02-12-2025	BTPN-17 HSD line (B/V U/S Flange)	467	Flange	"	0	0	0	0	0	0
468	02-12-2025	BTPN-17 HSD line (B/V D/S Flange)	468	Flange	"	0	0	0	0	0	0
469	02-12-2025	BTPN-17 SKO line (B/V Gland)	469	Valve	"	0	0	0	0	0	0
470	02-12-2025	BTPN-17 SKO line (B/V U/S Flange)	470	Flange	"	0	0	0	0	0	0
471	02-12-2025	BTPN-17 SKO line (B/V D/S Flange)	471	Flange	"	0	0	0	0	0	0
472	02-12-2025	BTPN-17 HSD/ SKO Common pipe line (Swivel Joint)	472	Joint	"	0	0	0	0	0	0
473	02-12-2025	BTPN-17 HSD/ SKO Common pipe line (Swivel U/S Flange)	473	Flange	"	0	0	0	0	0	0
474	02-12-2025	BTPN-17 HSD/ SKO Common pipe line (Swivel D/S Flange)	474	Flange	"	0	0	0	0	0	0
475	02-12-2025	BTPN-18 MS/MRN line (B/V Gland)	475	Valve	3 Inch	0	0	0	0	0	0

Sr.No.	Date	Location	Tag No.	Line Size	Componenet Type	Screening Value (PPM) before Repair	Emission Kg/Hr	Emission Kg/day	Screening Value (PPM) afterRepair	Emission Kg/Hr	Emission Kg/day
476	02-12-2025	BTPN-18 MS/MRN line (B/V U/S Flange)	476	Flange	"	0	0	0	0	0	0
477	02-12-2025	BTPN-18 MS/MRN line (B/V D/S Flange)	477	Flange	"	0	0	0	0	0	0
478	02-12-2025	BTPN-18 SRN line (B/V Gland)	478	Valve	"	0	0	0	0	0	0
479	02-12-2025	BTPN-18 SRN line (B/V U/S Flange)	479	Flange	"	0	0	0	0	0	0
480	02-12-2025	BTPN-18 SRN line (B/V D/S Flange)	480	Flange	"	0	0	0	0	0	0
481	02-12-2025	BTPN-18 MS/MRN & SRN Common pipe line (Swivel Joint)	481	Joint	"	0	0	0	0	0	0
482	02-12-2025	BTPN-18 MS/MRN & SRN Common pipe line (Swivel U/S Flange)	482	Flange	"	0	0	0	0	0	0
483	02-12-2025	BTPN-18 MS/MRN & SRN Common pipe line (Swivel D/S Flange)	483	Flange	"	0	0	0	0	0	0
484	02-12-2025	BTPN-18 HSD line (B/V Gland)	484	Valve	"	0	0	0	0	0	0
485	02-12-2025	BTPN-18 HSD line (B/V U/S Flange)	485	Flange	"	0	0	0	0	0	0
486	02-12-2025	BTPN-18 HSD line (B/V D/S Flange)	486	Flange	"	0	0	0	0	0	0
487	02-12-2025	BTPN-18 SKO line (B/V Gland)	487	Valve	"	0	0	0	0	0	0
488	02-12-2025	BTPN-18 SKO line (B/V U/S Flange)	488	Flange	"	0	0	0	0	0	0
489	02-12-2025	BTPN-18 SKO line (B/V D/S Flange)	489	Flange	"	0	0	0	0	0	0
490	02-12-2025	BTPN-18 HSD/ SKO Common pipe line (Swivel Joint)	490	Joint	"	0	0	0	0	0	0
491	02-12-2025	BTPN-18 HSD/ SKO Common pipe line (Swivel U/S Flange)	491	Flange	"	0	0	0	0	0	0
492	02-12-2025	BTPN-18 HSD/ SKO Common pipe line (Swivel D/S Flange)	492	Flange	"	0	0	0	0	0	0
493	02-12-2025	BTPN-19 MS/MRN line (B/V Gland)	493	Valve	3 Inch	0	0	0	0	0	0
494	02-12-2025	BTPN-19 MS/MRN line (B/V U/S Flange)	494	Flange	"	0	0	0	0	0	0
495	02-12-2025	BTPN-19 MS/MRN line (B/V D/S Flange)	495	Flange	"	0	0	0	0	0	0
496	02-12-2025	BTPN-19 SRN line (B/V Gland)	496	Valve	"	0	0	0	0	0	0
497	02-12-2025	BTPN-19 SRN line (B/V U/S Flange)	497	Flange	"	0	0	0	0	0	0
498	02-12-2025	BTPN-19 SRN line (B/V D/S Flange)	498	Flange	"	0	0	0	0	0	0
499	02-12-2025	BTPN-19 MS/MRN & SRN Common pipe line (Swivel Joint)	499	Joint	"	0	0	0	0	0	0
500	02-12-2025	BTPN-19 MS/MRN & SRN Common pipe line (Swivel U/S Flange)	500	Flange	"	0	0	0	0	0	0
501	02-12-2025	BTPN-19 MS/MRN & SRN Common pipe line (Swivel D/S Flange)	501	Flange	"	0	0	0	0	0	0
502	02-12-2025	BTPN-19 HSD line (B/V Gland)	502	Valve	"	0	0	0	0	0	0
503	02-12-2025	BTPN-19 HSD line (B/V U/S Flange)	503	Flange	"	0	0	0	0	0	0
504	02-12-2025	BTPN-19 HSD line (B/V D/S Flange)	504	Flange	"	0	0	0	0	0	0
505	02-12-2025	BTPN-19 SKO line (B/V Gland)	505	Valve	"	0	0	0	0	0	0
506	02-12-2025	BTPN-19 SKO line (B/V U/S Flange)	506	Flange	"	0	0	0	0	0	0
507	02-12-2025	BTPN-19 SKO line (B/V D/S Flange)	507	Flange	"	0	0	0	0	0	0
508	02-12-2025	BTPN-19 HSD/ SKO Common pipe line (Swivel Joint)	508	Joint	"	0	0	0	0	0	0
509	02-12-2025	BTPN-19 HSD/ SKO Common pipe line (Swivel U/S Flange)	509	Flange	"	0	0	0	0	0	0
510	02-12-2025	BTPN-19 HSD/ SKO Common pipe line (Swivel D/S Flange)	510	Flange	"	0	0	0	0	0	0
511	02-12-2025	BTPN-20 MS/MRN line (B/V Gland)	511	Valve	3 Inch	0	0	0	0	0	0
512	02-12-2025	BTPN-20 MS/MRN line (B/V U/S Flange)	512	Flange	"	0	0	0	0	0	0
513	02-12-2025	BTPN-20 MS/MRN line (B/V D/S Flange)	513	Flange	"	0	0	0	0	0	0
514	02-12-2025	BTPN-20 SRN line (B/V Gland)	514	Valve	"	0	0	0	0	0	0
515	02-12-2025	BTPN-20 SRN line (B/V U/S Flange)	515	Flange	"	0	0	0	0	0	0

Sr.No.	Date	Location	Tag No.	Line Size	Componenet Type	Screening Value (PPM) before Repair	Emission Kg/Hr	Emission Kg/day	Screening Value (PPM) afterRepair	Emission Kg/Hr	Emission Kg/day
516	02-12-2025	BTPN-20 SRN line (B/V D/S Flange)	516	Flange	"	0	0	0	0	0	0
517	02-12-2025	BTPN-20 MS/MRN & SRN Common pipe line (Swivel Joint)	517	Joint	"	0	0	0	0	0	0
518	02-12-2025	BTPN-20 MS/MRN & SRN Common pipe line (Swivel U/S Flange)	518	Flange	"	0	0	0	0	0	0
519	02-12-2025	BTPN-20 MS/MRN & SRN Common pipe line (Swivel D/S Flange)	519	Flange	"	0	0	0	0	0	0
520	02-12-2025	BTPN-20 HSD line (B/V Gland)	520	Valve	"	0	0	0	0	0	0
521	02-12-2025	BTPN-20 HSD line (B/V U/S Flange)	521	Flange	"	0	0	0	0	0	0
522	02-12-2025	BTPN-20 HSD line (B/V D/S Flange)	522	Flange	"	0	0	0	0	0	0
523	02-12-2025	BTPN-20 SKO line (B/V Gland)	523	Valve	"	0	0	0	0	0	0
524	02-12-2025	BTPN-20 SKO line (B/V U/S Flange)	524	Flange	"	0	0	0	0	0	0
525	02-12-2025	BTPN-20 SKO line (B/V D/S Flange)	525	Flange	"	0	0	0	0	0	0
526	02-12-2025	BTPN-20 HSD/ SKO Common pipe line (Swivel Joint)	526	Joint	"	0	0	0	0	0	0
527	02-12-2025	BTPN-20 HSD/ SKO Common pipe line (Swivel U/S Flange)	527	Flange	"	0	0	0	0	0	0
528	02-12-2025	BTPN-20 HSD/ SKO Common pipe line (Swivel D/S Flange)	528	Flange	"	0	0	0	0	0	0
529	02-12-2025	BTPN-21 MS/MRN line (B/V Gland)	529	Valve	3 Inch	0	0	0	0	0	0
530	02-12-2025	BTPN-21 MS/MRN line (B/V U/S Flange)	530	Flange	"	0	0	0	0	0	0
531	02-12-2025	BTPN-21 MS/MRN line (B/V D/S Flange)	531	Flange	"	0	0	0	0	0	0
532	02-12-2025	BTPN-21 SRN line (B/V Gland)	532	Valve	"	0	0	0	0	0	0
533	02-12-2025	BTPN-21 SRN line (B/V U/S Flange)	533	Flange	"	0	0	0	0	0	0
534	02-12-2025	BTPN-21 SRN line (B/V D/S Flange)	534	Flange	"	0	0	0	0	0	0
535	02-12-2025	BTPN-21 MS/MRN & SRN Common pipe line (Swivel Joint)	535	Joint	"	0	0	0	0	0	0
536	02-12-2025	BTPN-21 MS/MRN & SRN Common pipe line (Swivel U/S Flange)	536	Flange	"	0	0	0	0	0	0
537	02-12-2025	BTPN-21 MS/MRN & SRN Common pipe line (Swivel D/S Flange)	537	Flange	"	0	0	0	0	0	0
538	02-12-2025	BTPN-21 HSD line (B/V Gland)	538	Valve	"	0	0	0	0	0	0
539	02-12-2025	BTPN-21 HSD line (B/V U/S Flange)	539	Flange	"	39.2	0.000092	0.002198471	39.2	0.000092	0.002198471
540	02-12-2025	BTPN-21 HSD line (B/V D/S Flange)	540	Flange	"	0	0	0	0	0	0
541	02-12-2025	BTPN-21 SKO line (B/V Gland)	541	Valve	"	0	0	0	0	0	0
542	02-12-2025	BTPN-21 SKO line (B/V U/S Flange)	542	Flange	"	0	0	0	0	0	0
543	02-12-2025	BTPN-21 SKO line (B/V D/S Flange)	543	Flange	"	0	0	0	0	0	0
544	02-12-2025	BTPN-21 HSD/ SKO Common pipe line (Swivel Joint)	544	Joint	"	0	0	0	0	0	0
545	02-12-2025	BTPN-21 HSD/ SKO Common pipe line (Swivel U/S Flange)	545	Flange	"	0	0	0	0	0	0
546	02-12-2025	BTPN-21 HSD/ SKO Common pipe line (Swivel D/S Flange)	546	Flange	"	0	0	0	0	0	0
547	02-12-2025	BTPN-21 HSD/ SKO Common pipe line valve passing	547	V/P	"	0	0	0	0	0	0
548	03-12-2025	BTPN-22 MS/MRN line (B/V Gland)	548	Valve	3 Inch	0	0	0	0	0	0
549	03-12-2025	BTPN-22 MS/MRN line (B/V U/S Flange)	549	Flange	"	0	0	0	0	0	0
550	03-12-2025	BTPN-22 MS/MRN line (B/V D/S Flange)	550	Flange	"	0	0	0	0	0	0
551	03-12-2025	BTPN-22 SRN line (B/V Gland)	551	Valve	"	0	0	0	0	0	0
552	03-12-2025	BTPN-22 SRN line (B/V U/S Flange)	552	Flange	"	0	0	0	0	0	0
553	03-12-2025	BTPN-22 SRN line (B/V D/S Flange)	553	Flange	"	0	0	0	0	0	0
554	03-12-2025	BTPN-22 MS/MRN & SRN Common pipe line (Swivel Joint)	554	Joint	"	0	0	0	0	0	0
555	03-12-2025	BTPN-22 MS/MRN & SRN Common pipe line (Swivel U/S Flange)	555	Flange	"	0	0	0	0	0	0

Sr.No.	Date	Location	Tag No.	Line Size	Componenet Type	Screening Value (PPM) before Repair	Emission Kg/Hr	Emission Kg/day	Screening Value (PPM) afterRepair	Emission Kg/Hr	Emission Kg/day
556	03-12-2025	BTPN-22 MS/MRN & SRN Common pipe line (Swivel D/S Flange)	556	Flange	"	0	0	0	0	0	0
557	03-12-2025	BTPN-22 HSD line (B/V Gland)	557	Valve	"	0	0	0	0	0	0
558	03-12-2025	BTPN-22 HSD line (B/V U/S Flange)	558	Flange	"	0	0	0	0	0	0
559	03-12-2025	BTPN-22 HSD line (B/V D/S Flange)	559	Flange	"	0	0	0	0	0	0
560	03-12-2025	BTPN-22 SKO line (B/V Gland)	560	Valve	"	0	0	0	0	0	0
561	03-12-2025	BTPN-22 SKO line (B/V U/S Flange)	561	Flange	"	0	0	0	0	0	0
562	03-12-2025	BTPN-22 SKO line (B/V D/S Flange)	562	Flange	"	0	0	0	0	0	0
563	03-12-2025	BTPN-22 HSD/ SKO Common pipe line (Swivel Joint)	563	Joint	"	0	0	0	0	0	0
564	03-12-2025	BTPN-22 HSD/ SKO Common pipe line (Swivel U/S Flange)	564	Flange	"	0	0	0	0	0	0
565	03-12-2025	BTPN-22 HSD/ SKO Common pipe line (Swivel D/S Flange)	565	Flange	"	0	0	0	0	0	0
566	03-12-2025	BTPN-23 MS/MRN line (B/V Gland)	566	Valve	3 Inch	0	0	0	0	0	0
567	03-12-2025	BTPN-23 MS/MRN line (B/V U/S Flange)	567	Flange	"	0	0	0	0	0	0
568	03-12-2025	BTPN-23 MS/MRN line (B/V D/S Flange)	568	Flange	"	0	0	0	0	0	0
569	03-12-2025	BTPN-23 SRN line (B/V Gland)	569	Valve	"	0	0	0	0	0	0
570	03-12-2025	BTPN-23 SRN line (B/V U/S Flange)	570	Flange	"	0	0	0	0	0	0
571	03-12-2025	BTPN-23 SRN line (B/V D/S Flange)	571	Flange	"	0	0	0	0	0	0
572	03-12-2025	BTPN-23 MS/MRN & SRN Common pipe line (Swivel Joint)	572	Joint	"	0	0	0	0	0	0
573	03-12-2025	BTPN-23 MS/MRN & SRN Common pipe line (Swivel U/S Flange)	573	Flange	"	0	0	0	0	0	0
574	03-12-2025	BTPN-23 MS/MRN & SRN Common pipe line (Swivel D/S Flange)	574	Flange	"	0	0	0	0	0	0
575	03-12-2025	BTPN-23 HSD line (B/V Gland)	575	Valve	"	0	0	0	0	0	0
576	03-12-2025	BTPN-23 HSD line (B/V U/S Flange)	576	Flange	"	0	0	0	0	0	0
577	03-12-2025	BTPN-23 HSD line (B/V D/S Flange)	577	Flange	"	0	0	0	0	0	0
578	03-12-2025	BTPN-23 SKO line (B/V Gland)	578	Valve	"	0	0	0	0	0	0
579	03-12-2025	BTPN-23 SKO line (B/V U/S Flange)	579	Flange	"	0	0	0	0	0	0
580	03-12-2025	BTPN-23 SKO line (B/V D/S Flange)	580	Flange	"	0	0	0	0	0	0
581	03-12-2025	BTPN-23 HSD/ SKO Common pipe line (Swivel Joint)	581	Joint	"	0	0	0	0	0	0
582	03-12-2025	BTPN-23 HSD/ SKO Common pipe line (Swivel U/S Flange)	582	Flange	"	0	0	0	0	0	0
583	03-12-2025	BTPN-23 HSD/ SKO Common pipe line (Swivel D/S Flange)	583	Flange	"	0	0	0	0	0	0
584	03-12-2025	BTPN-24 MS/MRN line (B/V Gland)	584	Valve	3 Inch	0	0	0	0	0	0
585	03-12-2025	BTPN-24 MS/MRN line (B/V U/S Flange)	585	Flange	"	0	0	0	0	0	0
586	03-12-2025	BTPN-24 MS/MRN line (B/V D/S Flange)	586	Flange	"	0	0	0	0	0	0
587	03-12-2025	BTPN-24 SRN line (B/V Gland)	587	Valve	"	0	0	0	0	0	0
588	03-12-2025	BTPN-24 SRN line (B/V U/S Flange)	588	Flange	"	0	0	0	0	0	0
589	03-12-2025	BTPN-24 SRN line (B/V D/S Flange)	589	Flange	"	0	0	0	0	0	0
590	03-12-2025	BTPN-24 MS/MRN & SRN Common pipe line (Swivel Joint)	590	Joint	"	0	0	0	0	0	0
591	03-12-2025	BTPN-24 MS/MRN & SRN Common pipe line (Swivel U/S Flange)	591	Flange	"	0	0	0	0	0	0
592	03-12-2025	BTPN-24 MS/MRN & SRN Common pipe line (Swivel D/S Flange)	592	Flange	"	0	0	0	0	0	0
593	03-12-2025	BTPN-24 HSD line (B/V Gland)	593	Valve	"	0	0	0	0	0	0
594	03-12-2025	BTPN-24 HSD line (B/V U/S Flange)	594	Flange	"	0	0	0	0	0	0
595	03-12-2025	BTPN-24 HSD line (B/V D/S Flange)	595	Flange	"	0	0	0	0	0	0

Sr.No.	Date	Location	Tag No.	Line Size	Componenet Type	Screening Value (PPM) before Repair	Emission Kg/Hr	Emission Kg/day	Screening Value (PPM) afterRepair	Emission Kg/Hr	Emission Kg/day
596	03-12-2025	BTPN-24 SKO line (B/V Gland)	596	Valve	"	0	0	0	0	0	0
597	03-12-2025	BTPN-24 SKO line (B/V U/S Flange)	597	Flange	"	0	0	0	0	0	0
598	03-12-2025	BTPN-24 SKO line (B/V D/S Flange)	598	Flange	"	0	0	0	0	0	0
599	03-12-2025	BTPN-24 HSD/ SKO Common pipe line (Swivel Joint)	599	Joint	"	0	0	0	0	0	0
600	03-12-2025	BTPN-24 HSD/ SKO Common pipe line (Swivel U/S Flange)	600	Flange	"	0	0	0	0	0	0
601	03-12-2025	BTPN-24 HSD/ SKO Common pipe line (Swivel D/S Flange)	601	Flange	"	0	0	0	0	0	0
602	03-12-2025	BTPN-25 MS/MRN line (B/V Gland)	602	Valve	3 Inch	0	0	0	0	0	0
603	03-12-2025	BTPN-25 MS/MRN line (B/V U/S Flange)	603	Flange	"	8.5	0.000205243	0.00492 5832	8.5	0.000205243	0.004925 832
604	03-12-2025	BTPN-25 MS/MRN line (B/V D/S Flange)	604	Flange	"	0	0	0	0	0	0
605	03-12-2025	BTPN-25 SRN line (B/V Gland)	605	Valve	"	0	0	0	0	0	0
606	03-12-2025	BTPN-25 SRN line (B/V U/S Flange)	606	Flange	"	0	0	0	0	0	0
607	03-12-2025	BTPN-25 SRN line (B/V D/S Flange)	607	Flange	"	0	0	0	0	0	0
608	03-12-2025	BTPN-25 MS/MRN & SRN Common pipe line (Swivel Joint)	608	Joint	"	0	0	0	0	0	0
609	03-12-2025	BTPN-25 MS/MRN & SRN Common pipe line (Swivel U/S Flange)	609	Flange	"	0	0	0	0	0	0
610	03-12-2025	BTPN-25 MS/MRN & SRN Common pipe line (Swivel D/S Flange)	610	Flange	"	0	0	0	0	0	0
611	03-12-2025	BTPN-25 HSD line (B/V Gland)	611	Valve	"	0	0	0	0	0	0
612	03-12-2025	BTPN-25 HSD line (B/V U/S Flange)	612	Flange	"	0	0	0	0	0	0
613	03-12-2025	BTPN-25 HSD line (B/V D/S Flange)	613	Flange	"	0	0	0	0	0	0
614	03-12-2025	BTPN-25 SKO line (B/V Gland)	614	Valve	"	0	0	0	0	0	0
615	03-12-2025	BTPN-25 SKO line (B/V U/S Flange)	615	Flange	"	0	0	0	0	0	0
616	03-12-2025	BTPN-25 SKO line (B/V D/S Flange)	616	Flange	"	0	0	0	0	0	0
617	03-12-2025	BTPN-25 HSD/ SKO Common pipe line (Swivel Joint)	617	Joint	"	0	0	0	0	0	0
618	03-12-2025	BTPN-25 HSD/ SKO Common pipe line (Swivel U/S Flange)	618	Flange	"	0	0	0	0	0	0
619	03-12-2025	BTPN-25 HSD/ SKO Common pipe line (Swivel D/S Flange)	619	Flange	"	0	0	0	0	0	0
620	03-12-2025	BTPN-26 MS/MRN line (B/V Gland)	620	Valve	3 Inch	0	0	0	0	0	0
621	03-12-2025	BTPN-26 MS/MRN line (B/V U/S Flange)	621	Flange	"	0	0	0	0	0	0
622	03-12-2025	BTPN-26 MS/MRN line (B/V D/S Flange)	622	Flange	"	0	0	0	0	0	0
623	03-12-2025	BTPN-26 SRN line (B/V Gland)	623	Valve	"	0	0	0	0	0	0
624	03-12-2025	BTPN-26 SRN line (B/V U/S Flange)	624	Flange	"	0	0	0	0	0	0
625	03-12-2025	BTPN-26 SRN line (B/V D/S Flange)	625	Flange	"	0	0	0	0	0	0
626	03-12-2025	BTPN-26 MS/MRN & SRN Common pipe line (Swivel Joint)	626	Joint	"	0	0	0	0	0	0
627	03-12-2025	BTPN-26 MS/MRN & SRN Common pipe line (Swivel U/S Flange)	627	Flange	"	0	0	0	0	0	0
628	03-12-2025	BTPN-26 MS/MRN & SRN Common pipe line (Swivel D/S Flange)	628	Flange	"	0	0	0	0	0	0
629	03-12-2025	BTPN-26A MS/MRN line (B/V Gland)	629	Valve	3 Inch	0	0	0	0	0	0
630	03-12-2025	BTPN-26A MS/MRN line (B/V U/S Flange)	630	Flange	"	0	0	0	0	0	0
631	03-12-2025	BTPN-26A MS/MRN line (B/V D/S Flange)	631	Flange	"	0	0	0	0	0	0
632	03-12-2025	BTPN-26A SRN line (B/V Gland)	632	Valve	"	0	0	0	0	0	0
633	03-12-2025	BTPN-26A SRN line (B/V U/S Flange)	633	Flange	"	0	0	0	0	0	0
634	03-12-2025	BTPN-26A SRN line (B/V D/S Flange)	634	Flange	"	0	0	0	0	0	0
635	03-12-2025	BTPN-26A HSD line (B/V Gland)	635	Valve	"	0	0	0	0	0	0

Sr.No.	Date	Location	Tag No.	Line Size	Componenet Type	Screening Value (PPM) before Repair	Emission Kg/Hr	Emission Kg/day	Screening Value (PPM) afterRepair	Emission Kg/Hr	Emission Kg/day
636	03-12-2025	BTPN-26A HSD line (B/V U/S Flange)	636	Flange	"	0	0	0	0	0	0
637	03-12-2025	BTPN-26A HSD line (B/V D/S Flange)	637	Flange	"	0	0	0	0	0	0
638	03-12-2025	BTPN-26A SKO line (B/V Gland)	638	Valve	"	0	0	0	0	0	0
639	03-12-2025	BTPN-26A SKO line (B/V U/S Flange)	639	Flange	"	0	0	0	0	0	0
640	03-12-2025	BTPN-26A SKO line (B/V D/S Flange)	640	Flange	"	0	0	0	0	0	0
641	03-12-2025	BTPN-27 MS/MRN line (B/V Gland)	641	Valve	3 Inch	0	0	0	0	0	0
642	03-12-2025	BTPN-27 MS/MRN line (B/V U/S Flange)	642	Flange	"	0	0	0	0	0	0
643	03-12-2025	BTPN-27 MS/MRN line (B/V D/S Flange)	643	Flange	"	0	0	0	0	0	0
644	03-12-2025	BTPN-27 SRN line (B/V Gland)	644	Valve	"	0	0	0	0	0	0
645	03-12-2025	BTPN-27 SRN line (B/V U/S Flange)	645	Flange	"	0	0	0	0	0	0
646	03-12-2025	BTPN-27 SRN line (B/V D/S Flange)	646	Flange	"	0	0	0	0	0	0
647	03-12-2025	BTPN-27 MS/MRN & SRN Common pipe line (Swivel Joint)	647	Joint	"	0	0	0	0	0	0
648	03-12-2025	BTPN-27 MS/MRN & SRN Common pipe line (Swivel U/S Flange)	648	Flange	"	0	0	0	0	0	0
649	03-12-2025	BTPN-27 MS/MRN & SRN Common pipe line (Swivel D/S Flange)	649	Flange	"	0	0	0	0	0	0
650	03-12-2025	BTPN-27 HSD line (B/V Gland)	650	Valve	"	0	0	0	0	0	0
651	03-12-2025	BTPN-27 HSD line (B/V U/S Flange)	651	Flange	"	0	0	0	0	0	0
652	03-12-2025	BTPN-27 HSD line (B/V D/S Flange)	652	Flange	"	0	0	0	0	0	0
653	03-12-2025	BTPN-27 SKO line (B/V Gland)	653	Valve	"	0	0	0	0	0	0
654	03-12-2025	BTPN-27 SKO line (B/V U/S Flange)	654	Flange	"	0	0	0	0	0	0
655	03-12-2025	BTPN-27 SKO line (B/V D/S Flange)	655	Flange	"	0	0	0	0	0	0
656	03-12-2025	BTPN-27 HSD/ SKO Common pipe line (Swivel Joint)	656	Joint	"	0	0	0	0	0	0
657	03-12-2025	BTPN-27 HSD/ SKO Common pipe line (Swivel U/S Flange)	657	Flange	"	0	0	0	0	0	0
658	03-12-2025	BTPN-27 HSD/ SKO Common pipe line (Swivel D/S Flange)	658	Flange	"	0	0	0	0	0	0
659	03-12-2025	BTPN-28 MS/MRN line (B/V Gland)	659	Valve	3 Inch	0	0	0	0	0	0
660	03-12-2025	BTPN-28 MS/MRN line (B/V U/S Flange)	660	Flange	"	0	0	0	0	0	0
661	03-12-2025	BTPN-28 MS/MRN line (B/V D/S Flange)	661	Flange	"	0	0	0	0	0	0
662	03-12-2025	BTPN-28 SRN line (B/V Gland)	662	Valve	"	0	0	0	0	0	0
663	03-12-2025	BTPN-28 SRN line (B/V U/S Flange)	663	Flange	"	0	0	0	0	0	0
664	03-12-2025	BTPN-28 SRN line (B/V D/S Flange)	664	Flange	"	0	0	0	0	0	0
665	03-12-2025	BTPN-28 MS/MRN & SRN Common pipe line (Swivel Joint)	665	Joint	"	0	0	0	0	0	0
666	03-12-2025	BTPN-28 MS/MRN & SRN Common pipe line (Swivel U/S Flange)	666	Flange	"	0	0	0	0	0	0
667	03-12-2025	BTPN-28 MS/MRN & SRN Common pipe line (Swivel D/S Flange)	667	Flange	"	0	0	0	0	0	0
668	03-12-2025	BTPN-28 HSD line (B/V Gland)	668	Valve	"	0	0	0	0	0	0
669	03-12-2025	BTPN-28 HSD line (B/V U/S Flange)	669	Flange	"	0	0	0	0	0	0
670	03-12-2025	BTPN-28 HSD line (B/V D/S Flange)	670	Flange	"	0	0	0	0	0	0
671	03-12-2025	BTPN-28 SKO line (B/V Gland)	671	Valve	"	0	0	0	0	0	0
672	03-12-2025	BTPN-28 SKO line (B/V U/S Flange)	672	Flange	"	0	0	0	0	0	0
673	03-12-2025	BTPN-28 SKO line (B/V D/S Flange)	673	Flange	"	0	0	0	0	0	0
674	03-12-2025	BTPN-28 HSD/ SKO Common pipe line (Swivel Joint)	674	Joint	"	0	0	0	0	0	0
675	03-12-2025	BTPN-28 HSD/ SKO Common pipe line (Swivel U/S Flange)	675	Flange	"	0	0	0	0	0	0

Sr.No.	Date	Location	Tag No.	Line Size	Componenet Type	Screening Value (PPM) before Repair	Emission Kg/Hr	Emission Kg/day	Screening Value (PPM) afterRepair	Emission Kg/Hr	Emission Kg/day
676	03-12-2025	BTPN-28 HSD/ SKO Common pipe line (Swivel D/S Flange)	676	Flange	"	0	0	0	0	0	0
677	03-12-2025	BTPN-29 MS/MRN line (B/V Gland)	677	Valve	3 Inch	0	0	0	0	0	0
678	03-12-2025	BTPN-29 MS/MRN line (B/V U/S Flange)	678	Flange	"	0	0	0	0	0	0
679	03-12-2025	BTPN-29 MS/MRN line (B/V D/S Flange)	679	Flange	"	0	0	0	0	0	0
680	03-12-2025	BTPN-29 SRN line (B/V Gland)	680	Valve	"	0	0	0	0	0	0
681	03-12-2025	BTPN-29 SRN line (B/V U/S Flange)	681	Flange	"	0	0	0	0	0	0
682	03-12-2025	BTPN-29 SRN line (B/V D/S Flange)	682	Flange	"	0	0	0	0	0	0
683	03-12-2025	BTPN-29 MS/MRN & SRN Common pipe line (Swivel Joint)	683	Joint	"	0	0	0	0	0	0
684	03-12-2025	BTPN-29 MS/MRN & SRN Common pipe line (Swivel U/S Flange)	684	Flange	"	0	0	0	0	0	0
685	03-12-2025	BTPN-29 MS/MRN & SRN Common pipe line (Swivel D/S Flange)	685	Flange	"	0	0	0	0	0	0
686	03-12-2025	BTPN-29 HSD line (B/V Gland)	686	Valve	"	0	0	0	0	0	0
687	03-12-2025	BTPN-29 HSD line (B/V U/S Flange)	687	Flange	"	0	0	0	0	0	0
688	03-12-2025	BTPN-29 HSD line (B/V D/S Flange)	688	Flange	"	0	0	0	0	0	0
689	03-12-2025	BTPN-29 SKO line (B/V Gland)	689	Valve	"	0	0	0	0	0	0
690	03-12-2025	BTPN-29 SKO line (B/V U/S Flange)	690	Flange	"	0	0	0	0	0	0
691	03-12-2025	BTPN-29 SKO line (B/V D/S Flange)	691	Flange	"	0	0	0	0	0	0
692	03-12-2025	BTPN-29 HSD/ SKO Common pipe line (Swivel Joint)	692	Joint	"	0	0	0	0	0	0
693	03-12-2025	BTPN-29 HSD/ SKO Common pipe line (Swivel U/S Flange)	693	Flange	"	0	0	0	0	0	0
694	03-12-2025	BTPN-29 HSD/ SKO Common pipe line (Swivel D/S Flange)	694	Flange	"	0	0	0	0	0	0
695	03-12-2025	BTPN-30 MS/MRN line (B/V Gland)	695	Valve	3 Inch	0	0	0	0	0	0
696	03-12-2025	BTPN-30 MS/MRN line (B/V U/S Flange)	696	Flange	"	0	0	0	0	0	0
697	03-12-2025	BTPN-30 MS/MRN line (B/V D/S Flange)	697	Flange	"	0	0	0	0	0	0
698	03-12-2025	BTPN-30 SRN line (B/V Gland)	698	Valve	"	0	0	0	0	0	0
699	03-12-2025	BTPN-30 SRN line (B/V U/S Flange)	699	Flange	"	0	0	0	0	0	0
700	03-12-2025	BTPN-30 SRN line (B/V D/S Flange)	700	Flange	"	0	0	0	0	0	0
701	03-12-2025	BTPN-30 MS/MRN & SRN Common pipe line (Swivel Joint)	701	Joint	"	0	0	0	0	0	0
702	03-12-2025	BTPN-30 MS/MRN & SRN Common pipe line (Swivel U/S Flange)	702	Flange	"	0	0	0	0	0	0
703	03-12-2025	BTPN-30 MS/MRN & SRN Common pipe line (Swivel D/S Flange)	703	Flange	"	0	0	0	0	0	0
704	03-12-2025	BTPN-30 HSD line (B/V Gland)	704	Valve	"	0	0	0	0	0	0
705	03-12-2025	BTPN-30 HSD line (B/V U/S Flange)	705	Flange	"	0	0	0	0	0	0
706	03-12-2025	BTPN-30 HSD line (B/V D/S Flange)	706	Flange	"	0	0	0	0	0	0
707	03-12-2025	BTPN-30 SKO line (B/V Gland)	707	Valve	"	0	0	0	0	0	0
708	03-12-2025	BTPN-30 SKO line (B/V U/S Flange)	708	Flange	"	0	0	0	0	0	0
709	03-12-2025	BTPN-30 SKO line (B/V D/S Flange)	709	Flange	"	0	0	0	0	0	0
710	03-12-2025	BTPN-30 HSD/ SKO Common pipe line (Swivel Joint)	710	Joint	"	0	0	0	0	0	0
711	03-12-2025	BTPN-30 HSD/ SKO Common pipe line (Swivel U/S Flange)	711	Flange	"	0	0	0	0	0	0
712	03-12-2025	BTPN-30 HSD/ SKO Common pipe line (Swivel D/S Flange)	712	Flange	"	0	0	0	0	0	0
713	04-12-2025	BTPN-31 MS/MRN line (B/V Gland)	713	Valve	3 Inch	0	0	0	0	0	0
714	04-12-2025	BTPN-31 MS/MRN line (B/V U/S Flange)	714	Flange	"	0	0	0	0	0	0
715	04-12-2025	BTPN-31 MS/MRN line (B/V D/S Flange)	715	Flange	"	0	0	0	0	0	0

Sr.No.	Date	Location	Tag No.	Line Size	Componenet Type	Screening Value (PPM) before Repair	Emission Kg/Hr	Emission Kg/day	Screening Value (PPM) afterRepair	Emission Kg/Hr	Emission Kg/day
716	04-12-2025	BTPN-31 SRN line (B/V Gland)	716	Valve	"	0	0	0	0	0	0
717	04-12-2025	BTPN-31 SRN line (B/V U/S Flange)	717	Flange	"	0	0	0	0	0	0
718	04-12-2025	BTPN-31 SRN line (B/V D/S Flange)	718	Flange	"	0	0	0	0	0	0
719	04-12-2025	BTPN-31 MS/MRN & SRN Common pipe line (Swivel Joint)	719	Joint	"	0	0	0	0	0	0
720	04-12-2025	BTPN-31 MS/MRN & SRN Common pipe line (Swivel U/S Flange)	720	Flange	"	0	0	0	0	0	0
721	04-12-2025	BTPN-31 MS/MRN & SRN Common pipe line (Swivel D/S Flange)	721	Flange	"	0	0	0	0	0	0
722	04-12-2025	BTPN-31 HSD line (B/V Gland)	722	Valve	"	0	0	0	0	0	0
723	04-12-2025	BTPN-31 HSD line (B/V U/S Flange)	723	Flange	"	0	0	0	0	0	0
724	04-12-2025	BTPN-31 HSD line (B/V D/S Flange)	724	Flange	"	0	0	0	0	0	0
725	04-12-2025	BTPN-31 SKO line (B/V Gland)	725	Valve	"	0	0	0	0	0	0
726	04-12-2025	BTPN-31 SKO line (B/V U/S Flange)	726	Flange	"	0	0	0	0	0	0
727	04-12-2025	BTPN-31 SKO line (B/V D/S Flange)	727	Flange	"	0	0	0	0	0	0
728	04-12-2025	BTPN-31 HSD/ SKO Common pipe line (Swivel Joint)	728	Joint	"	0	0	0	0	0	0
729	04-12-2025	BTPN-31 HSD/ SKO Common pipe line (Swivel U/S Flange)	729	Flange	"	0	0	0	0	0	0
730	04-12-2025	BTPN-31 HSD/ SKO Common pipe line (Swivel D/S Flange)	730	Flange	"	0	0	0	0	0	0
731	04-12-2025	BTPN-32 MS/MRN line (B/V Gland)	731	Valve	3 Inch	0	0	0	0	0	0
732	04-12-2025	BTPN-32 MS/MRN line (B/V U/S Flange)	732	Flange	"	0	0	0	0	0	0
733	04-12-2025	BTPN-32 MS/MRN line (B/V D/S Flange)	733	Flange	"	0	0	0	0	0	0
734	04-12-2025	BTPN-32 SRN line (B/V Gland)	734	Valve	"	0	0	0	0	0	0
735	04-12-2025	BTPN-32 SRN line (B/V U/S Flange)	735	Flange	"	0	0	0	0	0	0
736	04-12-2025	BTPN-32 SRN line (B/V D/S Flange)	736	Flange	"	0	0	0	0	0	0
737	04-12-2025	BTPN-32 MS/MRN & SRN Common pipe line (Swivel Joint)	737	Joint	"	0	0	0	0	0	0
738	04-12-2025	BTPN-32 MS/MRN & SRN Common pipe line (Swivel U/S Flange)	738	Flange	"	0	0	0	0	0	0
739	04-12-2025	BTPN-32 MS/MRN & SRN Common pipe line (Swivel D/S Flange)	739	Flange	"	0	0	0	0	0	0
740	04-12-2025	BTPN-32 HSD line (B/V Gland)	740	Valve	"	0	0	0	0	0	0
741	04-12-2025	BTPN-32 HSD line (B/V U/S Flange)	741	Flange	"	0	0	0	0	0	0
742	04-12-2025	BTPN-32 HSD line (B/V D/S Flange)	742	Flange	"	0	0	0	0	0	0
743	04-12-2025	BTPN-32 SKO line (B/V Gland)	743	Valve	"	0	0	0	0	0	0
744	04-12-2025	BTPN-32 SKO line (B/V U/S Flange)	744	Flange	"	0	0	0	0	0	0
745	04-12-2025	BTPN-32 SKO line (B/V D/S Flange)	745	Flange	"	0	0	0	0	0	0
746	04-12-2025	BTPN-32 HSD/ SKO Common pipe line (Swivel Joint)	746	Joint	"	0	0	0	0	0	0
747	04-12-2025	BTPN-32 HSD/ SKO Common pipe line (Swivel U/S Flange)	747	Flange	"	0	0	0	0	0	0
748	04-12-2025	BTPN-32 HSD/ SKO Common pipe line (Swivel D/S Flange)	748	Flange	"	0	0	0	0	0	0
749	04-12-2025	BTPN-33 MS/MRN line (B/V Gland)	749	Valve	3 Inch	0	0	0	0	0	0
750	04-12-2025	BTPN-33 MS/MRN line (B/V U/S Flange)	750	Flange	"	0	0	0	0	0	0
751	04-12-2025	BTPN-33 MS/MRN line (B/V D/S Flange)	751	Flange	"	0	0	0	0	0	0
752	04-12-2025	BTPN-33 SRN line (B/V Gland)	752	Valve	"	0	0	0	0	0	0
753	04-12-2025	BTPN-33 SRN line (B/V U/S Flange)	753	Flange	"	0	0	0	0	0	0
754	04-12-2025	BTPN-33 SRN line (B/V D/S Flange)	754	Flange	"	0	0	0	0	0	0
755	04-12-2025	BTPN-33 MS/MRN & SRN Common pipe line (Swivel Joint)	755	Joint	"	0	0	0	0	0	0

Sr.No.	Date	Location	Tag No.	Line Size	Componenet Type	Screening Value (PPM) before Repair	Emission Kg/Hr	Emission Kg/day	Screening Value (PPM) afterRepair	Emission Kg/Hr	Emission Kg/day
756	04-12-2025	BTPN-33 MS/MRN & SRN Common pipe line (Swivel U/S Flange)	756	Flange	"	0	0	0	0	0	0
757	04-12-2025	BTPN-33 MS/MRN & SRN Common pipe line (Swivel D/S Flange)	757	Flange	"	0	0	0	0	0	0
758	04-12-2025	BTPN-33 HSD line (B/V Gland)	758	Valve	"	0	0	0	0	0	0
759	04-12-2025	BTPN-33 HSD line (B/V U/S Flange)	759	Flange	"	0	0	0	0	0	0
760	04-12-2025	BTPN-33 HSD line (B/V D/S Flange)	760	Flange	"	13.7	0.00028749	0.00689976	13.7	0.00028749	0.00689976
761	04-12-2025	BTPN-33 SKO line (B/V Gland)	761	Valve	"	0	0	0	0	0	0
762	04-12-2025	BTPN-33 SKO line (B/V U/S Flange)	762	Flange	"	0	0	0	0	0	0
763	04-12-2025	BTPN-33 SKO line (B/V D/S Flange)	763	Flange	"	0	0	0	0	0	0
764	04-12-2025	BTPN-33 HSD/ SKO Common pipe line (Swivel Joint)	764	Joint	"	0	0	0	0	0	0
765	04-12-2025	BTPN-33 HSD/ SKO Common pipe line (Swivel U/S Flange)	765	Flange	"	0	0	0	0	0	0
766	04-12-2025	BTPN-33 HSD/ SKO Common pipe line (Swivel D/S Flange)	766	Flange	"	0	0	0	0	0	0
767	04-12-2025	BTPN-34 MS/MRN line (B/V Gland)	767	Valve	3 Inch	0	0	0	0	0	0
768	04-12-2025	BTPN-34 MS/MRN line (B/V U/S Flange)	768	Flange	"	0	0	0	0	0	0
769	04-12-2025	BTPN-34 MS/MRN line (B/V D/S Flange)	769	Flange	"	0	0	0	0	0	0
770	04-12-2025	BTPN-34 SRN line (B/V Gland)	770	Valve	"	0	0	0	0	0	0
771	04-12-2025	BTPN-34 SRN line (B/V U/S Flange)	771	Flange	"	0	0	0	0	0	0
772	04-12-2025	BTPN-34 SRN line (B/V D/S Flange)	772	Flange	"	0	0	0	0	0	0
773	04-12-2025	BTPN-34 MS/MRN & SRN Common pipe line (Swivel Joint)	773	Joint	"	0	0	0	0	0	0
774	04-12-2025	BTPN-34 MS/MRN & SRN Common pipe line (Swivel U/S Flange)	774	Flange	"	0	0	0	0	0	0
775	04-12-2025	BTPN-34 MS/MRN & SRN Common pipe line (Swivel D/S Flange)	775	Flange	"	0	0	0	0	0	0
776	04-12-2025	BTPN-34 HSD line (B/V Gland)	776	Valve	"	0	0	0	0	0	0
777	04-12-2025	BTPN-34 HSD line (B/V U/S Flange)	777	Flange	"	0	0	0	0	0	0
778	04-12-2025	BTPN-34 HSD line (B/V D/S Flange)	778	Flange	"	0	0	0	0	0	0
779	04-12-2025	BTPN-34 SKO line (B/V Gland)	779	Valve	"	0	0	0	0	0	0
780	04-12-2025	BTPN-34 SKO line (B/V U/S Flange)	780	Flange	"	0	0	0	0	0	0
781	04-12-2025	BTPN-34 SKO line (B/V D/S Flange)	781	Flange	"	0	0	0	0	0	0
782	04-12-2025	BTPN-34 HSD/ SKO Common pipe line (Swivel Joint)	782	Joint	"	0	0	0	0	0	0
783	04-12-2025	BTPN-34 HSD/ SKO Common pipe line (Swivel U/S Flange)	783	Flange	"	0	0	0	0	0	0
784	04-12-2025	BTPN-34 HSD/ SKO Common pipe line (Swivel D/S Flange)	784	Flange	"	0	0	0	0	0	0
785	04-12-2025	BTPN-35 MS/MRN line (B/V Gland)	785	Valve	3 Inch	0	0	0	0	0	0
786	04-12-2025	BTPN-35 MS/MRN line (B/V U/S Flange)	786	Flange	"	0	0	0	0	0	0
787	04-12-2025	BTPN-35 MS/MRN line (B/V D/S Flange)	787	Flange	"	0	0	0	0	0	0
788	04-12-2025	BTPN-35 SRN line (B/V Gland)	788	Valve	"	0	0	0	0	0	0
789	04-12-2025	BTPN-35 SRN line (B/V U/S Flange)	789	Flange	"	0	0	0	0	0	0
790	04-12-2025	BTPN-35 SRN line (B/V D/S Flange)	790	Flange	"	0	0	0	0	0	0
791	04-12-2025	BTPN-35 MS/MRN & SRN Common pipe line (Swivel Joint)	791	Joint	"	0	0	0	0	0	0
792	04-12-2025	BTPN-35 MS/MRN & SRN Common pipe line (Swivel U/S Flange)	792	Flange	"	0	0	0	0	0	0
793	04-12-2025	BTPN-35 MS/MRN & SRN Common pipe line (Swivel D/S Flange)	793	Flange	"	0	0	0	0	0	0
794	04-12-2025	BTPN-35 HSD line (B/V Gland)	794	Valve	"	0	0	0	0	0	0
795	04-12-2025	BTPN-35 HSD line (B/V U/S Flange)	795	Flange	"	0	0	0	0	0	0

Sr.No.	Date	Location	Tag No.	Line Size	Componenet Type	Screening Value (PPM) before Repair	Emission Kg/Hr	Emission Kg/day	Screening Value (PPM) afterRepair	Emission Kg/Hr	Emission Kg/day
796	04-12-2025	BTPN-35 HSD line (B/V D/S Flange)	796	Flange	"	0	0	0	0	0	0
797	04-12-2025	BTPN-35 SKO line (B/V Gland)	797	Valve	"	0	0	0	0	0	0
798	04-12-2025	BTPN-35 SKO line (B/V U/S Flange)	798	Flange	"	0	0	0	0	0	0
799	04-12-2025	BTPN-35 SKO line (B/V D/S Flange)	799	Flange	"	0	0	0	0	0	0
800	04-12-2025	BTPN-35 HSD/ SKO Common pipe line (Swivel Joint)	800	Joint	"	0	0	0	0	0	0
801	04-12-2025	BTPN-35 HSD/ SKO Common pipe line (Swivel U/S Flange)	801	Flange	"	0	0	0	0	0	0
802	04-12-2025	BTPN-35 HSD/ SKO Common pipe line (Swivel D/S Flange)	802	Flange	"	0	0	0	0	0	0
803	04-12-2025	BTPN-36 MS/MRN line (B/V Gland)	803	Valve	3 Inch	0	0	0	0	0	0
804	04-12-2025	BTPN-36 MS/MRN line (B/V U/S Flange)	804	Flange	"	0	0	0	0	0	0
805	04-12-2025	BTPN-36 MS/MRN line (B/V D/S Flange)	805	Flange	"	0	0	0	0	0	0
806	04-12-2025	BTPN-36 SRN line (B/V Gland)	806	Valve	"	0	0	0	0	0	0
807	04-12-2025	BTPN-36 SRN line (B/V U/S Flange)	807	Flange	"	0	0	0	0	0	0
808	04-12-2025	BTPN-36 SRN line (B/V D/S Flange)	808	Flange	"	0	0	0	0	0	0
809	04-12-2025	BTPN-36 MS/MRN & SRN Common pipe line (Swivel Joint)	809	Joint	"	0	0	0	0	0	0
810	04-12-2025	BTPN-36 MS/MRN & SRN Common pipe line (Swivel U/S Flange)	810	Flange	"	0	0	0	0	0	0
811	04-12-2025	BTPN-36 MS/MRN & SRN Common pipe line (Swivel D/S Flange)	811	Flange	"	0	0	0	0	0	0
812	04-12-2025	BTPN-36 HSD line (B/V Gland)	812	Valve	"	0	0	0	0	0	0
813	04-12-2025	BTPN-36 HSD line (B/V U/S Flange)	813	Flange	"	0	0	0	0	0	0
814	04-12-2025	BTPN-36 HSD line (B/V D/S Flange)	814	Flange	"	0	0	0	0	0	0
815	04-12-2025	BTPN-36 SKO line (B/V Gland)	815	Valve	"	0	0	0	0	0	0
816	04-12-2025	BTPN-36 SKO line (B/V U/S Flange)	816	Flange	"	0	0	0	0	0	0
817	04-12-2025	BTPN-36 SKO line (B/V D/S Flange)	817	Flange	"	0	0	0	0	0	0
818	04-12-2025	BTPN-36 HSD/ SKO Common pipe line (Swivel Joint)	818	Joint	"	0	0	0	0	0	0
819	04-12-2025	BTPN-36 HSD/ SKO Common pipe line (Swivel U/S Flange)	819	Flange	"	0	0	0	0	0	0
820	04-12-2025	BTPN-36 HSD/ SKO Common pipe line (Swivel D/S Flange)	820	Flange	"	0	0	0	0	0	0
821	04-12-2025	BTPN-37 MS/MRN line (B/V Gland)	821	Valve	3 Inch	0	0	0	0	0	0
822	04-12-2025	BTPN-37 MS/MRN line (B/V U/S Flange)	822	Flange	"	0	0	0	0	0	0
823	04-12-2025	BTPN-37 MS/MRN line (B/V D/S Flange)	823	Flange	"	0	0	0	0	0	0
824	04-12-2025	BTPN-37 SRN line (B/V Gland)	824	Valve	"	0	0	0	0	0	0
825	04-12-2025	BTPN-37 SRN line (B/V U/S Flange)	825	Flange	"	0	0	0	0	0	0
826	04-12-2025	BTPN-37 SRN line (B/V D/S Flange)	826	Flange	"	7.2	0.000031	0.000740693	7.2	0.000031	0.000740693
827	04-12-2025	BTPN-37 MS/MRN & SRN Common pipe line (Swivel Joint)	827	Joint	"	0	0	0	0	0	0
828	04-12-2025	BTPN-37 MS/MRN & SRN Common pipe line (Swivel U/S Flange)	828	Flange	"	0	0	0	0	0	0
829	04-12-2025	BTPN-37 MS/MRN & SRN Common pipe line (Swivel D/S Flange)	829	Flange	"	0	0	0	0	0	0
830	04-12-2025	BTPN-37 HSD line (B/V Gland)	830	Valve	"	0	0	0	0	0	0
831	04-12-2025	BTPN-37 HSD line (B/V U/S Flange)	831	Flange	"	0	0	0	0	0	0
832	04-12-2025	BTPN-37 HSD line (B/V D/S Flange)	832	Flange	"	0	0	0	0	0	0
833	04-12-2025	BTPN-37 SKO line (B/V Gland)	833	Valve	"	0	0	0	0	0	0
834	04-12-2025	BTPN-37 SKO line (B/V U/S Flange)	834	Flange	"	0	0	0	0	0	0
835	04-12-2025	BTPN-37 SKO line (B/V D/S Flange)	835	Flange	"	0	0	0	0	0	0

Sr.No.	Date	Location	Tag No.	Line Size	Componenet Type	Screening Value (PPM) before Repair	Emission Kg/Hr	Emission Kg/day	Screening Value (PPM) afterRepair	Emission Kg/Hr	Emission Kg/day
836	04-12-2025	BTPN-37 HSD/ SKO Common pipe line (Swivel Joint)	836	Joint	"	0	0	0	0	0	0
837	04-12-2025	BTPN-37 HSD/ SKO Common pipe line (Swivel U/S Flange)	837	Flange	"	0	0	0	0	0	0
838	04-12-2025	BTPN-37 HSD/ SKO Common pipe line (Swivel D/S Flange)	838	Flange	"	0	0	0	0	0	0
839	04-12-2025	BTPN-38 MS/MRN line (B/V Gland)	839	Valve	3 Inch	0	0	0	0	0	0
840	04-12-2025	BTPN-38 MS/MRN line (B/V U/S Flange)	840	Flange	"	0	0	0	0	0	0
841	04-12-2025	BTPN-38 MS/MRN line (B/V D/S Flange)	841	Flange	"	0	0	0	0	0	0
842	04-12-2025	BTPN-38 SRN line (B/V Gland)	842	Valve	"	0	0	0	0	0	0
843	04-12-2025	BTPN-38 SRN line (B/V U/S Flange)	843	Flange	"	0	0	0	0	0	0
844	04-12-2025	BTPN-38 SRN line (B/V D/S Flange)	844	Flange	"	0	0	0	0	0	0
845	04-12-2025	BTPN-38 MS/MRN & SRN Common pipe line (Swivel Joint)	845	Joint	"	0	0	0	0	0	0
846	04-12-2025	BTPN-38 MS/MRN & SRN Common pipe line (Swivel U/S Flange)	846	Flange	"	0	0	0	0	0	0
847	04-12-2025	BTPN-38 MS/MRN & SRN Common pipe line (Swivel D/S Flange)	847	Flange	"	0	0	0	0	0	0
848	04-12-2025	BTPN-38 HSD line (B/V Gland)	848	Valve	"	0	0	0	0	0	0
849	04-12-2025	BTPN-38 HSD line (B/V U/S Flange)	849	Flange	"	0	0	0	0	0	0
850	04-12-2025	BTPN-38 HSD line (B/V D/S Flange)	850	Flange	"	0	0	0	0	0	0
851	04-12-2025	BTPN-38 SKO line (B/V Gland)	851	Valve	"	0	0	0	0	0	0
852	04-12-2025	BTPN-38 SKO line (B/V U/S Flange)	852	Flange	"	0	0	0	0	0	0
853	04-12-2025	BTPN-38 SKO line (B/V D/S Flange)	853	Flange	"	0	0	0	0	0	0
854	04-12-2025	BTPN-38 HSD/ SKO Common pipe line (Swivel Joint)	854	Joint	"	0	0	0	0	0	0
855	04-12-2025	BTPN-38 HSD/ SKO Common pipe line (Swivel U/S Flange)	855	Flange	"	0	0	0	0	0	0
856	04-12-2025	BTPN-38 HSD/ SKO Common pipe line (Swivel D/S Flange)	856	Flange	"	0	0	0	0	0	0
857	04-12-2025	BTPN-38A MS/MRN line (B/V Gland)	857	Valve	3 Inch	0	0	0	0	0	0
858	04-12-2025	BTPN-38A MS/MRN line (B/V U/S Flange)	858	Flange	"	0	0	0	0	0	0
859	04-12-2025	BTPN-38A MS/MRN line (B/V D/S Flange)	859	Flange	"	0	0	0	0	0	0
860	04-12-2025	BTPN-38A SRN line (B/V Gland)	860	Valve	"	0	0	0	0	0	0
861	04-12-2025	BTPN-38A SRN line (B/V U/S Flange)	861	Flange	"	0	0	0	0	0	0
862	04-12-2025	BTPN-38A SRN line (B/V D/S Flange)	862	Flange	"	0	0	0	0	0	0
863	04-12-2025	BTPN-38A HSD line (B/V Gland)	863	Valve	"	0	0	0	0	0	0
864	04-12-2025	BTPN-38A HSD line (B/V U/S Flange)	864	Flange	"	0	0	0	0	0	0
865	04-12-2025	BTPN-38A HSD line (B/V D/S Flange)	865	Flange	"	0	0	0	0	0	0
866	04-12-2025	BTPN-38A SKO line (B/V Gland)	866	Valve	"	0	0	0	0	0	0
867	04-12-2025	BTPN-38A SKO line (B/V U/S Flange)	867	Flange	"	0	0	0	0	0	0
868	04-12-2025	BTPN-38A SKO line (B/V D/S Flange)	868	Flange	"	0	0	0	0	0	0
869	04-12-2025	BTPN-39 MS/MRN line (B/V Gland)	869	Valve	3 Inch	0	0	0	0	0	0
870	04-12-2025	BTPN-39 MS/MRN line (B/V U/S Flange)	870	Flange	"	0	0	0	0	0	0
871	04-12-2025	BTPN-39 MS/MRN line (B/V D/S Flange)	871	Flange	"	0	0	0	0	0	0
872	04-12-2025	BTPN-39 SRN line (B/V Gland)	872	Valve	"	0	0	0	0	0	0
873	04-12-2025	BTPN-39 SRN line (B/V U/S Flange)	873	Flange	"	0	0	0	0	0	0
874	04-12-2025	BTPN-39 SRN line (B/V D/S Flange)	874	Flange	"	0	0	0	0	0	0
875	04-12-2025	BTPN-39 MS/MRN & SRN Common pipe line (Swivel Joint)	875	Joint	"	0	0	0	0	0	0

Sr.No.	Date	Location	Tag No.	Line Size	Componenet Type	Screening Value (PPM) before Repair	Emission Kg/Hr	Emission Kg/day	Screening Value (PPM) afterRepair	Emission Kg/Hr	Emission Kg/day
876	04-12-2025	BTPN-39 MS/MRN & SRN Common pipe line (Swivel U/S Flange)	876	Flange	"	0	0	0	0	0	0
877	04-12-2025	BTPN-39 MS/MRN & SRN Common pipe line (Swivel D/S Flange)	877	Flange	"	0	0	0	0	0	0
878	04-12-2025	BTPN-39 HSD line (B/V Gland)	878	Valve	"	0	0	0	0	0	0
879	04-12-2025	BTPN-39 HSD line (B/V U/S Flange)	879	Flange	"	0	0	0	0	0	0
880	04-12-2025	BTPN-39 HSD line (B/V D/S Flange)	880	Flange	"	0	0	0	0	0	0
881	04-12-2025	BTPN-39 SKO line (B/V Gland)	881	Valve	"	0	0	0	0	0	0
882	04-12-2025	BTPN-39 SKO line (B/V U/S Flange)	882	Flange	"	0	0	0	0	0	0
883	04-12-2025	BTPN-39 SKO line (B/V D/S Flange)	883	Flange	"	0	0	0	0	0	0
884	04-12-2025	BTPN-39 HSD/ SKO Common pipe line (Swivel Joint)	884	Joint	"	0	0	0	0	0	0
885	04-12-2025	BTPN-39 HSD/ SKO Common pipe line (Swivel U/S Flange)	885	Flange	"	0	0	0	0	0	0
886	04-12-2025	BTPN-39 HSD/ SKO Common pipe line (Swivel D/S Flange)	886	Flange	"	0	0	0	0	0	0
887	04-12-2025	BTPN-40 MS/MRN line (B/V Gland)	887	Valve	3 Inch	0	0	0	0	0	0
888	04-12-2025	BTPN-40 MS/MRN line (B/V U/S Flange)	888	Flange	"	0	0	0	0	0	0
889	04-12-2025	BTPN-40 MS/MRN line (B/V D/S Flange)	889	Flange	"	0	0	0	0	0	0
890	04-12-2025	BTPN-40 SRN line (B/V Gland)	890	Valve	"	0	0	0	0	0	0
891	04-12-2025	BTPN-40 SRN line (B/V U/S Flange)	891	Flange	"	0	0	0	0	0	0
892	04-12-2025	BTPN-40 SRN line (B/V D/S Flange)	892	Flange	"	0	0	0	0	0	0
893	04-12-2025	BTPN-40 MS/MRN & SRN Common pipe line (Swivel Joint)	893	Joint	"	0	0	0	0	0	0
894	04-12-2025	BTPN-40 MS/MRN & SRN Common pipe line (Swivel U/S Flange)	894	Flange	"	0	0	0	0	0	0
895	04-12-2025	BTPN-40 MS/MRN & SRN Common pipe line (Swivel D/S Flange)	895	Flange	"	0	0	0	0	0	0
896	04-12-2025	BTPN-40 HSD line (B/V Gland)	896	Valve	"	0	0	0	0	0	0
897	04-12-2025	BTPN-40 HSD line (B/V U/S Flange)	897	Flange	"	0	0	0	0	0	0
898	04-12-2025	BTPN-40 HSD line (B/V D/S Flange)	898	Flange	"	0	0	0	0	0	0
899	04-12-2025	BTPN-40 SKO line (B/V Gland)	899	Valve	"	0	0	0	0	0	0
900	04-12-2025	BTPN-40 SKO line (B/V U/S Flange)	900	Flange	"	0	0	0	0	0	0
901	04-12-2025	BTPN-40 SKO line (B/V D/S Flange)	901	Flange	"	0	0	0	0	0	0
902	04-12-2025	BTPN-40 HSD/ SKO Common pipe line (Swivel Joint)	902	Joint	"	0	0	0	0	0	0
903	04-12-2025	BTPN-40 HSD/ SKO Common pipe line (Swivel U/S Flange)	903	Flange	"	0	0	0	0	0	0
904	04-12-2025	BTPN-40 HSD/ SKO Common pipe line (Swivel D/S Flange)	904	Flange	"	0	0	0	0	0	0
905	04-12-2025	BTPN-41 MS/MRN line (B/V Gland)	905	Valve	3 Inch	0	0	0	0	0	0
906	04-12-2025	BTPN-41 MS/MRN line (B/V U/S Flange)	906	Flange	"	0	0	0	0	0	0
907	04-12-2025	BTPN-41 MS/MRN line (B/V D/S Flange)	907	Flange	"	0	0	0	0	0	0
908	04-12-2025	BTPN-41 SRN line (B/V Gland)	908	Valve	"	0	0	0	0	0	0
909	04-12-2025	BTPN-41 SRN line (B/V U/S Flange)	909	Flange	"	0	0	0	0	0	0
910	04-12-2025	BTPN-41 SRN line (B/V D/S Flange)	910	Flange	"	0	0	0	0	0	0
911	04-12-2025	BTPN-41 MS/MRN & SRN Common pipe line (Swivel Joint)	911	Joint	"	0	0	0	0	0	0
912	04-12-2025	BTPN-41 MS/MRN & SRN Common pipe line (Swivel U/S Flange)	912	Flange	"	0	0	0	0	0	0
913	04-12-2025	BTPN-41 MS/MRN & SRN Common pipe line (Swivel D/S Flange)	913	Flange	"	0	0	0	0	0	0
914	04-12-2025	BTPN-41 HSD line (B/V Gland)	914	Valve	"	0	0	0	0	0	0
915	04-12-2025	BTPN-41 HSD line (B/V U/S Flange)	915	Flange	"	0	0	0	0	0	0

Sr.No.	Date	Location	Tag No.	Line Size	Componenet Type	Screening Value (PPM) before Repair	Emission Kg/Hr	Emission Kg/day	Screening Value (PPM) afterRepair	Emission Kg/Hr	Emission Kg/day
916	04-12-2025	BTPN-41 HSD line (B/V D/S Flange)	916	Flange	"	0	0	0	0	0	0
917	04-12-2025	BTPN-41 SKO line (B/V Gland)	917	Valve	"	0	0	0	0	0	0
918	04-12-2025	BTPN-41 SKO line (B/V U/S Flange)	918	Flange	"	0	0	0	0	0	0
919	04-12-2025	BTPN-41 SKO line (B/V D/S Flange)	919	Flange	"	0	0	0	0	0	0
920	04-12-2025	BTPN-41 HSD/ SKO Common pipe line (Swivel Joint)	920	Joint	"	0	0	0	0	0	0
921	04-12-2025	BTPN-41 HSD/ SKO Common pipe line (Swivel U/S Flange)	921	Flange	"	0	0	0	0	0	0
922	04-12-2025	BTPN-41 HSD/ SKO Common pipe line (Swivel D/S Flange)	922	Flange	"	0	0	0	0	0	0
923	04-12-2025	BTPN-42 MS/MRN line (B/V Gland)	923	Valve	3 Inch	0	0	0	0	0	0
924	04-12-2025	BTPN-42 MS/MRN line (B/V U/S Flange)	924	Flange	"	0	0	0	0	0	0
925	04-12-2025	BTPN-42 MS/MRN line (B/V D/S Flange)	925	Flange	"	0	0	0	0	0	0
926	04-12-2025	BTPN-42 SRN line (B/V Gland)	926	Valve	"	0	0	0	0	0	0
927	04-12-2025	BTPN-42 SRN line (B/V U/S Flange)	927	Flange	"	0	0	0	0	0	0
928	04-12-2025	BTPN-42 SRN line (B/V D/S Flange)	928	Flange	"	0	0	0	0	0	0
929	04-12-2025	BTPN-42 MS/MRN & SRN Common pipe line (Swivel Joint)	929	Joint	"	0	0	0	0	0	0
930	04-12-2025	BTPN-42 MS/MRN & SRN Common pipe line (Swivel U/S Flange)	930	Flange	"	0	0	0	0	0	0
931	04-12-2025	BTPN-42 MS/MRN & SRN Common pipe line (Swivel D/S Flange)	931	Flange	"	0	0	0	0	0	0
932	04-12-2025	BTPN-42 HSD line (B/V Gland)	932	Valve	"	0	0	0	0	0	0
933	04-12-2025	BTPN-42 HSD line (B/V U/S Flange)	933	Flange	"	0	0	0	0	0	0
934	04-12-2025	BTPN-42 HSD line (B/V D/S Flange)	934	Flange	"	0	0	0	0	0	0
935	04-12-2025	BTPN-42 SKO line (B/V Gland)	935	Valve	"	0	0	0	0	0	0
936	04-12-2025	BTPN-42 SKO line (B/V U/S Flange)	936	Flange	"	0	0	0	0	0	0
937	04-12-2025	BTPN-42 SKO line (B/V D/S Flange)	937	Flange	"	0	0	0	0	0	0
938	04-12-2025	BTPN-42 SKO pipe line (Swivel Joint)	938	Joint	"	0	0	0	0	0	0
939	04-12-2025	BTPN-42 HSD pipe line (Swivel Joint)	939	Joint	"	0	0	0	0	0	0
940	04-12-2025	BTPN-42 HSD/ SKO Common pipe line (Swivel U/S Flange)	940	Flange	"	0	0	0	0	0	0
941	04-12-2025	BTPN-42 HSD/ SKO Common pipe line (Swivel D/S Flange)	941	Flange	"	0	0	0	0	0	0
942	04-12-2025	BTPN-43 MS/MRN line (B/V Gland)	942	Valve	3 Inch	0	0	0	0	0	0
943	04-12-2025	BTPN-43 MS/MRN line (B/V U/S Flange)	943	Flange	"	0	0	0	0	0	0
944	04-12-2025	BTPN-43 MS/MRN line (B/V D/S Flange)	944	Flange	"	0	0	0	0	0	0
945	04-12-2025	BTPN-43 SRN line (B/V Gland)	945	Valve	"	0	0	0	0	0	0
946	04-12-2025	BTPN-43 SRN line (B/V U/S Flange)	946	Flange	"	0	0	0	0	0	0
947	04-12-2025	BTPN-43 SRN line (B/V D/S Flange)	947	Flange	"	0	0	0	0	0	0
948	04-12-2025	BTPN-43 MS/MRN & SRN Common pipe line (Swivel Joint)	948	Joint	"	0	0	0	0	0	0
949	04-12-2025	BTPN-43 MS/MRN & SRN Common pipe line (Swivel U/S Flange)	949	Flange	"	0	0	0	0	0	0
950	04-12-2025	BTPN-43 MS/MRN & SRN Common pipe line (Swivel D/S Flange)	950	Flange	"	0	0	0	0	0	0
951	04-12-2025	BTPN-43 HSD line (B/V Gland)	951	Valve	"	0	0	0	0	0	0
952	04-12-2025	BTPN-43 HSD line (B/V U/S Flange)	952	Flange	"	0	0	0	0	0	0
953	04-12-2025	BTPN-43 HSD line (B/V D/S Flange)	953	Flange	"	0	0	0	0	0	0
954	04-12-2025	BTPN-43 SKO line (B/V Gland)	954	Valve	"	0	0	0	0	0	0
955	04-12-2025	BTPN-43 SKO line (B/V U/S Flange)	955	Flange	"	0	0	0	0	0	0

Sr.No.	Date	Location	Tag No.	Line Size	Componenet Type	Screening Value (PPM) before Repair	Emission Kg/Hr	Emission Kg/day	Screening Value (PPM) afterRepair	Emission Kg/Hr	Emission Kg/day
956	04-12-2025	BTPN-43 SKO line (B/V D/S Flange)	956	Flange	"	0	0	0	0	0	0
957	04-12-2025	BTPN-43 HSD/ SKO Common pipe line (Swivel Joint)	957	Joint	"	0	0	0	0	0	0
958	04-12-2025	BTPN-43 HSD/ SKO Common pipe line (Swivel U/S Flange)	958	Flange	"	0	0	0	0	0	0
959	04-12-2025	BTPN-43 HSD/ SKO Common pipe line (Swivel D/S Flange)	959	Flange	"	0	0	0	0	0	0
960	04-12-2025	BTPN-44 MS/MRN line (B/V Gland)	960	Valve	3 Inch	0	0	0	0	0	0
961	04-12-2025	BTPN-44 MS/MRN line (B/V U/S Flange)	961	Flange	"	0	0	0	0	0	0
962	04-12-2025	BTPN-44 MS/MRN line (B/V D/S Flange)	962	Flange	"	0	0	0	0	0	0
963	04-12-2025	BTPN-44 SRN line (B/V Gland)	963	Valve	"	0	0	0	0	0	0
964	04-12-2025	BTPN-44 SRN line (B/V U/S Flange)	964	Flange	"	0	0	0	0	0	0
965	04-12-2025	BTPN-44 SRN line (B/V D/S Flange)	965	Flange	"	0	0	0	0	0	0
966	04-12-2025	BTPN-44 MS/MRN & SRN Common pipe line (Swivel Joint)	966	Joint	"	0	0	0	0	0	0
967	04-12-2025	BTPN-44 MS/MRN & SRN Common pipe line (Swivel U/S Flange)	967	Flange	"	0	0	0	0	0	0
968	04-12-2025	BTPN-44 MS/MRN & SRN Common pipe line (Swivel D/S Flange)	968	Flange	"	0	0	0	0	0	0
969	04-12-2025	BTPN-44 HSD line (B/V Gland)	969	Valve	"	0	0	0	0	0	0
970	04-12-2025	BTPN-44 HSD line (B/V U/S Flange)	970	Flange	"	0	0	0	0	0	0
971	04-12-2025	BTPN-44 HSD line (B/V D/S Flange)	971	Flange	"	0	0	0	0	0	0
972	04-12-2025	BTPN-44 HSD pipe line (Swivel Joint)	972	Joint	"	0	0	0	0	0	0
973	04-12-2025	BTPN-44 HSD pipe line (Swivel U/S Flange)	973	Flange	"	0	0	0	0	0	0
974	04-12-2025	BTPN-44 HSD pipe line (Swivel D/S Flange)	974	Flange	"	0	0	0	0	0	0
975	04-12-2025	BTPN-44 SKO line (B/V Gland)	975	Valve	"	0	0	0	0	0	0
976	04-12-2025	BTPN-44 SKO line (B/V U/S Flange)	976	Flange	"	0	0	0	0	0	0
977	04-12-2025	BTPN-44 SKO line (B/V D/S Flange)	977	Flange	"	0	0	0	0	0	0
978	04-12-2025	BTPN-44 SKO pipe line (Swivel Joint)	978	Joint	"	0	0	0	0	0	0
979	04-12-2025	BTPN-45 MS/MRN line (B/V Gland)	979	Valve	3 Inch	0	0	0	0	0	0
980	04-12-2025	BTPN-45 MS/MRN line (B/V U/S Flange)	980	Flange	"	0	0	0	0	0	0
981	04-12-2025	BTPN-45 MS/MRN line (B/V D/S Flange)	981	Flange	"	0	0	0	0	0	0
982	04-12-2025	BTPN-45 SRN line (B/V Gland)	982	Valve	"	0	0	0	0	0	0
983	04-12-2025	BTPN-45 SRN line (B/V U/S Flange)	983	Flange	"	0	0	0	0	0	0
984	04-12-2025	BTPN-45 SRN line (B/V D/S Flange)	984	Flange	"	0	0	0	0	0	0
985	04-12-2025	BTPN-45 MS/MRN & SRN Common pipe line (Swivel Joint)	985	Joint	"	0	0	0	0	0	0
986	04-12-2025	BTPN-45 MS/MRN & SRN Common pipe line (Swivel U/S Flange)	986	Flange	"	0	0	0	0	0	0
987	04-12-2025	BTPN-45 MS/MRN & SRN Common pipe line (Swivel D/S Flange)	987	Flange	"	0	0	0	0	0	0
988	04-12-2025	BTPN-45 HSD line (B/V Gland)	988	Valve	"	0	0	0	0	0	0
989	04-12-2025	BTPN-45 HSD line (B/V U/S Flange)	989	Flange	"	0	0	0	0	0	0
990	04-12-2025	BTPN-45 HSD line (B/V D/S Flange)	990	Flange	"	0	0	0	0	0	0
991	04-12-2025	BTPN-45 HSD/ SKO Common pipe line (Swivel Joint)	991	Joint	"	0	0	0	0	0	0
992	04-12-2025	BTPN-45 HSD/ SKO Common pipe line (Swivel U/S Flange)	992	Flange	"	0	0	0	0	0	0
993	04-12-2025	BTPN-45 HSD/ SKO Common pipe line (Swivel D/S Flange)	993	Flange	"	0	0	0	0	0	0
994	04-12-2025	BTPN-45 SKO line (B/V Gland)	994	Valve	"	0	0	0	0	0	0
995	04-12-2025	BTPN-45 SKO line (B/V U/S Flange)	995	Flange	"	0	0	0	0	0	0

Sr.No.	Date	Location	Tag No.	Line Size	Componenet Type	Screening Value (PPM) before Repair	Emission Kg/Hr	Emission Kg/day	Screening Value (PPM) afterRepair	Emission Kg/Hr	Emission Kg/day
996	04-12-2025	BTPN-45 SKO line (B/V D/S Flange)	996	Flange	"	0	0	0	0	0	0
997	04-12-2025	BTPN-45 SKO pipe line (Swivel Joint)	997	Joint	"	0	0	0	0	0	0

Sr.No.	Date	Location	Tag No.	Line Size	Componenet Type	Screening Value (PPM) before Repair	Emission Kg/Hr	Emission Kg/day	Screening Value (PPM) afterRepair	Emission Kg/Hr	Emission Kg/day
LPG											
1	05-12-2025	52-P-101A Suction line (Header-1) (IV Gland)	1	10 Inch	Valve	0	0	0	0	0	0
2	05-12-2025	52-P-101A Suction line (Header-1) (IV U/S Flange)	2	"	Flange	0	0	0	0	0	0
3	05-12-2025	52-P-101A Suction line (Header-1) (IV D/S Flange)	3	"	Flange	0	0	0	0	0	0
4	05-12-2025	52-P-101A Suction line (Header-1) (IV Flange/Bonnet)	4	"	Flange	0	0	0	0	0	0
5	05-12-2025	52-P-101A Suction line (Header-2) (IV Gland)	5	"	Valve	0	0	0	0	0	0
6	05-12-2025	52-P-101A Suction line (Header-2) (IV U/S Flange)	6	"	Flange	0	0	0	0	0	0
7	05-12-2025	52-P-101A Suction line (Header-2) (IV D/S Flange)	7	"	Flange	0	0	0	0	0	0
8	05-12-2025	52-P-101A Suction line (Header-2) (IV Flange/Bonnet)	8	"	Flange	0	0	0	0	0	0
9	05-12-2025	52-P-101A 6" Loading Header line (IV Gland)	9	6 Inch	Valve	0	0	0	0	0	0
10	05-12-2025	52-P-101A 6" Loading Header line (IV U/S Flange)	10	"	Flange	0	0	0	0	0	0
11	05-12-2025	52-P-101A 6" Loading Header line (IV D/S Flange)	11	"	Flange	0	0	0	0	0	0
12	05-12-2025	52-P-101A 6" Loading Header line (IV Flange/Bonnet)	12	"	Flange	0	0	0	0	0	0
13	05-12-2025	52-P-101A 4" Recirculation line (IV Gland)	13	4 Inch	Valve	0	0	0	0	0	0
14	05-12-2025	52-P-101A 4" Recirculation line (IV U/S Flange)	14	"	Flange	0	0	0	0	0	0
15	05-12-2025	52-P-101A 4" Recirculation line (IV D/S Flange)	15	"	Flange	0	0	0	0	0	0
16	05-12-2025	52-P-101A 4" Recirculation line (IV Flange/Bonnet)	16	"	Flange	0	0	0	0	0	0
17	05-12-2025	52-P-101A 3" Re-Circulation line (IV Gland)	17	3 Inch	Valve	0	0	0	0	0	0
18	05-12-2025	52-P-101A 3" Re-Circulation line (IV U/S Flange)	18	"	Flange	0	0	0	0	0	0
19	05-12-2025	52-P-101A 3" Re-Circulation line (IV D/S Flange)	19	"	Flange	0	0	0	0	0	0
20	05-12-2025	52-P-101A 3" Re-Circulation line (IV Flange/Bonnet)	20	"	Flange	0	0	0	0	0	0
21	05-12-2025	52-P-101A Discharge line (NRV Top Flange)	21	6 Inch	Valve	0	0	0	0	0	0
22	05-12-2025	52-P-101A Discharge line (NRV U/S Flange)	22	"	Flange	0	0	0	0	0	0
23	05-12-2025	52-P-101A Discharge line (NRV D/S Flange)	23	"	Flange	0	0	0	0	0	0
24	05-12-2025	52-P-101B Suction line (Header-1) (IV Gland)	24	10 Inch	Valve	0	0	0	0	0	0
25	05-12-2025	52-P-101B Suction line (Header-1) (IV U/S Flange)	25	"	Flange	0	0	0	0	0	0
26	05-12-2025	52-P-101B Suction line (Header-1) (IV D/S Flange)	26	"	Flange	0	0	0	0	0	0
27	05-12-2025	52-P-101B Suction line (Header-1) (IV Flange/Bonnet)	27	"	Flange	0	0	0	0	0	0
28	05-12-2025	52-P-101B Suction line (Header-2) (IV Gland)	28	"	Valve	0	0	0	0	0	0
29	05-12-2025	52-P-101B Suction line (Header-2) (IV U/S Flange)	29	"	Flange	0	0	0	0	0	0
30	05-12-2025	52-P-101B Suction line (Header-2) (IV D/S Flange)	30	"	Flange	0	0	0	0	0	0
31	05-12-2025	52-P-101B Suction line (Header-2) (IV Flange/Bonnet)	31	"	Flange	0	0	0	0	0	0
32	05-12-2025	52-P-101B 6" Loading Header line (IV Gland)	32	6 Inch	Valve	0	0	0	0	0	0
33	05-12-2025	52-P-101B 6" Loading Header line (IV U/S Flange)	33	"	Flange	0	0	0	0	0	0
34	05-12-2025	52-P-101B 6" Loading Header line (IV D/S Flange)	34	"	Flange	0	0	0	0	0	0
35	05-12-2025	52-P-101B 6" Loading Header line (IV Flange/Bonnet)	35	"	Flange	0	0	0	0	0	0
36	05-12-2025	52-P-101B 4" Recirculation line (IV Gland)	36	4 Inch	Valve	0	0	0	0	0	0
37	05-12-2025	52-P-101B 4" Recirculation line (IV U/S Flange)	37	"	Flange	0	0	0	0	0	0
38	05-12-2025	52-P-101B 4" Recirculation line (IV D/S Flange)	38	"	Flange	0	0	0	0	0	0
39	05-12-2025	52-P-101B 4" Recirculation line (IV Flange/Bonnet)	39	"	Flange	0	0	0	0	0	0

Sr.No.	Date	Location	Tag No.	Line Size	Componenet Type	Screening Value (PPM) before Repair	Emission Kg/Hr	Emission Kg/day	Screening Value (PPM) afterRepair	Emission Kg/Hr	Emission Kg/day
40	05-12-2025	52-P-101B 3" Re-Circulation line (IV Gland)	40	3 Inch	Valve	0	0	0	0	0	0
41	05-12-2025	52-P-101B 3" Re-Circulation line (IV U/S Flange)	41	"	Flange	0	0	0	0	0	0
42	05-12-2025	52-P-101B 3" Re-Circulation line (IV D/S Flange)	42	"	Flange	0	0	0	0	0	0
43	05-12-2025	52-P-101B 3" Re-Circulation line (IV Flange/Bonnet)	43	"	Flange	0	0	0	0	0	0
44	05-12-2025	52-P-101B Discharge line (NRV Top Flange)	44	6 Inch	Valve	0	0	0	0	0	0
45	05-12-2025	52-P-101B Discharge line (NRV U/S Flange)	45	"	Flange	0	0	0	0	0	0
46	05-12-2025	52-P-101B Discharge line (NRV D/S Flange)	46	"	Flange	0	0	0	0	0	0
47	05-12-2025	52-TSV-1001 (TSV U/S Joint)	47	0.5 Inch	Joint	0	0	0	0	0	0
48	05-12-2025	52-TSV-1001 (TSV U/S Joint)	48	"	Joint	0	0	0	0	0	0
49	05-12-2025	52-TSV-1001 (TSV Flange)	49	"	Flange	0	0	0	0	0	0
50	05-12-2025	52-TSV-1001 Upper (I/V Gland)	50	"	Valve	0	0	0	0	0	0
51	05-12-2025	52-TSV-1001 Upper (I/V Flange/Bonnet)	51	"	Flange	0	0	0	0	0	0
52	05-12-2025	52-TSV-1001 Lower (I/V Gland)	52	"	Valve	0	0	0	0	0	0
53	05-12-2025	52-TSV-1001 Lower (I/V Flange/Bonnet)	53	"	Flange	0	0	0	0	0	0
54	05-12-2025	52-TSV-1002 (TSV U/S Joint)	54	0.5 Inch	Joint	0	0	0	0	0	0
55	05-12-2025	52-TSV-1002 (TSV U/S Joint)	55	"	Joint	0	0	0	0	0	0
56	05-12-2025	52-TSV-1002 (TSV Flange)	56	"	Flange	0	0	0	0	0	0
57	05-12-2025	52-TSV-1002 Upper (I/V Gland)	57	"	Valve	0	0	0	0	0	0
58	05-12-2025	52-TSV-1002 Upper (I/V Flange/Bonnet)	58	"	Flange	0	0	0	0	0	0
59	05-12-2025	52-TSV-1002 Lower (I/V Gland)	59	"	Valve	0	0	0	0	0	0
60	05-12-2025	52-TSV-1002 Lower (I/V Flange/Bonnet)	60	"	Flange	0	0	0	0	0	0
61	05-12-2025	52-TSV-1003 (TSV U/S Joint)	61	0.5 Inch	Joint	0	0	0	0	0	0
62	05-12-2025	52-TSV-1003 (TSV U/S Joint)	62	"	Joint	0	0	0	0	0	0
63	05-12-2025	52-TSV-1003 (TSV Flange)	63	"	Flange	0	0	0	0	0	0
64	05-12-2025	52-TSV-1003 Upper (I/V Gland)	64	"	Valve	0	0	0	0	0	0
65	05-12-2025	52-TSV-1003 Upper (I/V Flange/Bonnet)	65	"	Flange	0	0	0	0	0	0
66	05-12-2025	52-TSV-1003 Lower (I/V Gland)	66	"	Valve	11.6	0.000042	0.00100603	11.6	0.000042	0.001006035
67	05-12-2025	52-TSV-1003 Lower (I/V Flange/Bonnet)	67	"	Flange	0	0	0	0	0	0
68	05-12-2025	52-TSV-1004 (TSV U/S Joint)	68	0.5 Inch	Joint	0	0	0	0	0	0
69	05-12-2025	52-TSV-1004 (TSV U/S Joint)	69	"	Joint	0	0	0	0	0	0
70	05-12-2025	52-TSV-1004 (TSV Flange)	70	"	Flange	0	0	0	0	0	0
71	05-12-2025	52-TSV-1004 Upper (I/V Gland)	71	"	Valve	0	0	0	0	0	0
72	05-12-2025	52-TSV-1004 Upper (I/V Flange/Bonnet)	72	"	Flange	0	0	0	0	0	0
73	05-12-2025	52-TSV-1004 Lower (I/V Gland)	73	"	Valve	0	0	0	0	0	0
74	05-12-2025	52-TSV-1004 Lower (I/V Flange/Bonnet)	74	"	Flange	0	0	0	0	0	0
75	05-12-2025	52-TSV-1005 (TSV U/S Joint)	75	0.5 Inch	Joint	0	0	0	0	0	0
76	05-12-2025	52-TSV-1005 (TSV U/S Joint)	76	"	Joint	0	0	0	0	0	0
77	05-12-2025	52-TSV-1005 (TSV Flange)	77	"	Flange	0	0	0	0	0	0
78	05-12-2025	52-TSV-1005 Upper (I/V Gland)	78	"	Valve	4.1	0.000021	0.00051599	4.1	0.000021	0.000515986
79	05-12-2025	52-TSV-1005 Upper (I/V Flange/Bonnet)	79	"	Flange	0	0	0	0	0	0

Sr.No.	Date	Location	Tag No.	Line Size	Componenet Type	Screening Value (PPM) before Repair	Emission Kg/Hr	Emission Kg/day	Screening Value (PPM) afterRepair	Emission Kg/Hr	Emission Kg/day
80	05-12-2025	52-TSV-1005 Lower (I/V Gland)	80	"	Valve	0	0	0	0	0	0
81	05-12-2025	52-TSV-1005 Lower (I/V Flange/Bonnet)	81	"	Flange	0	0	0	0	0	0
82	05-12-2025	52-TSV-1006 (TSV U/S Joint)	82	0.5 Inch	Joint	0	0	0	0	0	0
83	05-12-2025	52-TSV-1006 (TSV U/S Joint)	83	"	Joint	0	0	0	0	0	0
84	05-12-2025	52-TSV-1006 (TSV Flange)	84	"	Flange	0	0	0	0	0	0
85	05-12-2025	52-TSV-1006 Upper (I/V Gland)	85	"	Valve	0	0	0	0	0	0
86	05-12-2025	52-TSV-1006 Upper (I/V Flange/Bonnet)	86	"	Flange	0	0	0	0	0	0
87	05-12-2025	52-TSV-1006 Lower (I/V Gland)	87	"	Valve	0	0	0	0	0	0
88	05-12-2025	52-TSV-1006 Lower (I/V Flange/Bonnet)	88	"	Flange	0	0	0	0	0	0
89	05-12-2025	52-TSV-1007 (TSV U/S Joint)	89	0.5 Inch	Joint	0	0	0	0	0	0
90	05-12-2025	52-TSV-1007 (TSV U/S Joint)	90	"	Joint	0	0	0	0	0	0
91	05-12-2025	52-TSV-1007 (TSV Flange)	91	"	Flange	0	0	0	0	0	0
92	05-12-2025	52-TSV-1007 Upper (I/V Gland)	92	"	Valve	0	0	0	0	0	0
93	05-12-2025	52-TSV-1007 Upper (I/V Flange/Bonnet)	93	"	Flange	0	0	0	0	0	0
94	05-12-2025	52-TSV-1007 Lower (I/V Gland)	94	"	Valve	0	0	0	0	0	0
95	05-12-2025	52-TSV-1007 Lower (I/V Flange/Bonnet)	95	"	Flange	0	0	0	0	0	0
96	05-12-2025	Main I/O Valve (IV Gland)	96	12 Inch	Valve	0	0	0	0	0	0
97	05-12-2025	Main I/O Valve (IV U/S Flange)	97	"	Flange	0	0	0	0	0	0
98	05-12-2025	Main I/O Valve (IV D/S Flange)	98	"	Flange	0	0	0	0	0	0
99	05-12-2025	Main I/O Valve (IV Flange/Bonnet)	99	"	Flange	0	0	0	0	0	0
100	05-12-2025	Suction line for Loading Header-1 (IV Gland)	100	"	Valve	0	0	0	0	0	0
101	05-12-2025	Suction line for Loading Header-1 (IV U/S Flange)	101	"	Flange	0	0	0	0	0	0
102	05-12-2025	Suction line for Loading Header-1 (IV D/S Flange)	102	"	Flange	0	0	0	0	0	0
103	05-12-2025	Suction line for Loading Header-1 (IV Flange/Bonnet)	103	"	Flange	0	0	0	0	0	0
104	05-12-2025	Suction line for Loading Header-2 (IV Gland)	104	"	Valve	0	0	0	0	0	0
105	05-12-2025	Suction line for Loading Header-2 (IV U/S Flange)	105	"	Flange	0	0	0	0	0	0
106	05-12-2025	Suction line for Loading Header-2 (IV D/S Flange)	106	"	Flange	0	0	0	0	0	0
107	05-12-2025	Suction line for Loading Header-2 (IV Flange/Bonnet)	107	"	Flange	0	0	0	0	0	0
108	05-12-2025	R/D From unit to horton sphere T-101 line (IV Gland)	108	4 Inch	Valve	39.5	0.000092	0.00220926	39.5	0.000092	0.002209258
109	05-12-2025	R/D From unit to horton sphere T-101 line (IV U/S Flange)	109	"	Flange	0	0	0	0	0	0
110	05-12-2025	R/D From unit to horton sphere T-101 line (IV D/S Flange)	110	"	Flange	0	0	0	0	0	0
111	05-12-2025	R/D From unit to horton sphere T-101 line (IV Flange/Bonnet)	111	"	Flange	0	0	0	0	0	0
112	05-12-2025	52-ROV-1001 (C/V U/S Flange)	112	4 Inch	Flange	0	0	0	0	0	0
113	05-12-2025	52-ROV-1001 (C/V D/S Flange)	113	"	Flange	0	0	0	0	0	0
114	05-12-2025	52-ROV-1002 (C/V U/S Flange)	114	4 Inch	Flange	0	0	0	0	0	0
115	05-12-2025	52-ROV-1002 (C/V D/S Flange)	115	"	Flange	0	0	0	0	0	0
116	05-12-2025	52-ROV-1002 U/S line (IV Gland)	116	"	Valve	0	0	0	0	0	0
117	05-12-2025	52-ROV-1002 U/S line (IV U/S Flange)	117	"	Flange	0	0	0	0	0	0
118	05-12-2025	52-ROV-1002 U/S line (IV D/S Flange)	118	"	Flange	0	0	0	0	0	0
119	05-12-2025	52-ROV-1002 U/S line (IV Flange/Bonnet)	119	"	Flange	0	0	0	0	0	0

Sr.No.	Date	Location	Tag No.	Line Size	Componenet Type	Screening Value (PPM) before Repair	Emission Kg/Hr	Emission Kg/day	Screening Value (PPM) afterRepair	Emission Kg/Hr	Emission Kg/day
120	05-12-2025	52-ROV-1003 (C/V U/S Flange)	120	4 Inch	Flange	0	0	0	0	0	0
121	05-12-2025	52-ROV-1003 (C/V D/S Flange)	121	"	Flange	0	0	0	0	0	0
122	05-12-2025	52-ROV-1003 U/S line (IV Gland)	122	"	Valve	0	0	0	0	0	0
123	05-12-2025	52-ROV-1003 U/S line (IV U/S Flange)	123	"	Flange	0	0	0	0	0	0
124	05-12-2025	52-ROV-1003 U/S line (IV D/S Flange)	124	"	Flange	0	0	0	0	0	0
125	05-12-2025	52-ROV-1003 U/S line (IV Flange/Bonnet)	125	"	Flange	0	0	0	0	0	0
126	05-12-2025	52-FV-1001 (C/V Gland)	126	2 Inch	Valve	0	0	0	0	0	0
127	05-12-2025	52-FV-1001 (C/V U/S Flange)	127	"	Flange	0	0	0	0	0	0
128	05-12-2025	52-FV-1001 (C/V D/S Flange)	128	"	Flange	0	0	0	0	0	0
129	05-12-2025	52-FV-1001 (C/V Flange/Bonnet)	129	"	Flange	0	0	0	0	0	0
130	05-12-2025	52-FV-1001 U/S line (IV Gland)	130	"	Valve	0	0	0	0	0	0
131	05-12-2025	52-FV-1001 U/S line (IV U/S Flange)	131	"	Flange	0	0	0	0	0	0
132	05-12-2025	52-FV-1001 U/S line (IV D/S Flange)	132	"	Flange	0	0	0	0	0	0
133	05-12-2025	52-FV-1001 U/S line (IV Flange/Bonnet)	133	"	Flange	0	0	0	0	0	0
134	05-12-2025	52-FV-1001 D/S line (IV Gland)	134	"	Valve	0	0	0	0	0	0
135	05-12-2025	52-FV-1001 D/S line (IV U/S Flange)	135	"	Flange	0	0	0	0	0	0
136	05-12-2025	52-FV-1001 D/S line (IV D/S Flange)	136	"	Flange	0	0	0	0	0	0
137	05-12-2025	52-FV-1001 D/S line (IV Flange/Bonnet)	137	"	Flange	0	0	0	0	0	0
138	05-12-2025	52-FV-1001 Bypass line (IV Gland)	138	"	Valve	0	0	0	0	0	0
139	05-12-2025	52-FV-1001 Bypass line (IV U/S Flange)	139	"	Flange	0	0	0	0	0	0
140	05-12-2025	52-FV-1001 Bypass line (IV D/S Flange)	140	"	Flange	0	0	0	0	0	0
141	05-12-2025	52-FV-1001 Bypass line (IV Flange/Bonnet)	141	"	Flange	0	0	0	0	0	0
142	05-12-2025	52-FV-1001 Drain line (IV Gland)	142	0.5 Inch	Valve	0	0	0	0	0	0
143	05-12-2025	52-FV-1001 Drain line (IV Flange/Bonnet)	143	"	Flange	0	0	0	0	0	0
144	05-12-2025	52-FV-1001 Drain line (End Flange)	144	"	Flange	0	0	0	0	0	0
145	05-12-2025	52-FV-1002 (C/V Gland)	145	2 Inch	Valve	0	0	0	0	0	0
146	05-12-2025	52-FV-1002 (C/V U/S Flange)	146	"	Flange	0	0	0	0	0	0
147	05-12-2025	52-FV-1002 (C/V D/S Flange)	147	"	Flange	0	0	0	0	0	0
148	05-12-2025	52-FV-1002 (C/V Flange/Bonnet)	148	"	Flange	0	0	0	0	0	0
149	05-12-2025	52-FV-1002 U/S line (IV Gland)	149	"	Valve	0	0	0	0	0	0
150	05-12-2025	52-FV-1002 U/S line (IV U/S Flange)	150	"	Flange	0	0	0	0	0	0
151	05-12-2025	52-FV-1002 U/S line (IV D/S Flange)	151	"	Flange	0	0	0	0	0	0
152	05-12-2025	52-FV-1002 U/S line (IV Flange/Bonnet)	152	"	Flange	0	0	0	0	0	0
153	05-12-2025	52-FV-1002 D/S line (IV Gland)	153	"	Valve	0	0	0	0	0	0
154	05-12-2025	52-FV-1002 D/S line (IV U/S Flange)	154	"	Flange	0	0	0	0	0	0
155	05-12-2025	52-FV-1002 D/S line (IV D/S Flange)	155	"	Flange	0	0	0	0	0	0
156	05-12-2025	52-FV-1002 D/S line (IV Flange/Bonnet)	156	"	Flange	0	0	0	0	0	0
157	05-12-2025	52-FV-1002 Bypass line (IV Gland)	157	"	Valve	0	0	0	0	0	0
158	05-12-2025	52-FV-1002 Bypass line (IV U/S Flange)	158	"	Flange	0	0	0	0	0	0
159	05-12-2025	52-FV-1002 Bypass line (IV D/S Flange)	159	"	Flange	0	0	0	0	0	0

Sr.No.	Date	Location	Tag No.	Line Size	Componenet Type	Screening Value (PPM) before Repair	Emission Kg/Hr	Emission Kg/day	Screening Value (PPM) afterRepair	Emission Kg/Hr	Emission Kg/day
160	05-12-2025	52-FV-1002 Bypass line (IV Flange/Bonnet)	160	"	Flange	0	0	0	0	0	0
161	05-12-2025	52-FV-1002 Drain line (IV Gland)	161	0.5 Inch	Valve	0	0	0	0	0	0
162	05-12-2025	52-FV-1002 Drain line (IV Flange/Bonnet)	162	"	Flange	0	0	0	0	0	0
163	05-12-2025	52-FV-1002 Drain line (End Flange)	163	"	Flange	0	0	0	0	0	0
164	05-12-2025	52-FV-1003 (C/V Gland)	164	2 Inch	Valve	0	0	0	0	0	0
165	05-12-2025	52-FV-1003 (C/V U/S Flange)	165	"	Flange	0	0	0	0	0	0
166	05-12-2025	52-FV-1003 (C/V D/S Flange)	166	"	Flange	0	0	0	0	0	0
167	05-12-2025	52-FV-1003 (C/V Flange/Bonnet)	167	"	Flange	0	0	0	0	0	0
168	05-12-2025	52-FV-1003 U/S line (IV Gland)	168	"	Valve	0	0	0	0	0	0
169	05-12-2025	52-FV-1003 U/S line (IV U/S Flange)	169	"	Flange	0	0	0	0	0	0
170	05-12-2025	52-FV-1003 U/S line (IV D/S Flange)	170	"	Flange	0	0	0	0	0	0
171	05-12-2025	52-FV-1003 U/S line (IV Flange/Bonnet)	171	"	Flange	0	0	0	0	0	0
172	05-12-2025	52-FV-1003 D/S line (IV Gland)	172	"	Valve	0	0	0	0	0	0
173	05-12-2025	52-FV-1003 D/S line (IV U/S Flange)	173	"	Flange	0	0	0	0	0	0
174	05-12-2025	52-FV-1003 D/S line (IV D/S Flange)	174	"	Flange	0	0	0	0	0	0
175	05-12-2025	52-FV-1003 D/S line (IV Flange/Bonnet)	175	"	Flange	0	0	0	0	0	0
176	05-12-2025	52-FV-1003 Bypass line (IV Gland)	176	"	Valve	0	0	0	0	0	0
177	05-12-2025	52-FV-1003 Bypass line (IV U/S Flange)	177	"	Flange	0	0	0	0	0	0
178	05-12-2025	52-FV-1003 Bypass line (IV D/S Flange)	178	"	Flange	0	0	0	0	0	0
179	05-12-2025	52-FV-1003 Bypass line (IV Flange/Bonnet)	179	"	Flange	0	0	0	0	0	0
180	05-12-2025	52-FV-1003 Drain line (IV Gland)	180	0.5 Inch	Valve	0	0	0	0	0	0
181	05-12-2025	52-FV-1003 Drain line (IV Flange/Bonnet)	181	"	Flange	0	0	0	0	0	0
182	05-12-2025	52-FV-1003 Drain line (End Flange)	182	"	Flange	0	0	0	0	0	0
183	05-12-2025	Main I/O Valve (IV Gland)	183	12 Inch	Valve	0	0	0	0	0	0
184	05-12-2025	Main I/O Valve (IV U/S Flange)	184	"	Flange	0	0	0	0	0	0
185	05-12-2025	Main I/O Valve (IV D/S Flange)	185	"	Flange	0	0	0	0	0	0
186	05-12-2025	Main I/O Valve (IV Flange/Bonnet)	186	"	Flange	0	0	0	0	0	0
187	05-12-2025	Suction line for Loading Header-1 (IV Gland)	187	"	Valve	0	0	0	0	0	0
188	05-12-2025	Suction line for Loading Header-1 (IV U/S Flange)	188	"	Flange	0	0	0	0	0	0
189	05-12-2025	Suction line for Loading Header-1 (IV D/S Flange)	189	"	Flange	0	0	0	0	0	0
190	05-12-2025	Suction line for Loading Header-1 (IV Flange/Bonnet)	190	"	Flange	0	0	0	0	0	0
191	05-12-2025	Suction line for Loading Header-2 (IV Gland)	191	"	Valve	0	0	0	0	0	0
192	05-12-2025	Suction line for Loading Header-2 (IV U/S Flange)	192	"	Flange	0	0	0	0	0	0
193	05-12-2025	Suction line for Loading Header-2 (IV D/S Flange)	193	"	Flange	0	0	0	0	0	0
194	05-12-2025	Suction line for Loading Header-2 (IV Flange/Bonnet)	194	"	Flange	0	0	0	0	0	0
195	05-12-2025	R/D From unit to horton sphere T-102 line (IV Gland)	195	4 Inch	Valve	82	0.000147	0.00353101	82	0.000147	0.003531015
196	05-12-2025	R/D From unit to horton sphere T-102 line (IV U/S Flange)	196	"	Flange	0	0	0	0	0	0
197	05-12-2025	R/D From unit to horton sphere T-102 line (IV D/S Flange)	197	"	Flange	0	0	0	0	0	0
198	05-12-2025	R/D From unit to horton sphere T-102 line (IV Flange/Bonnet)	198	"	Flange	0	0	0	0	0	0
199	05-12-2025	52-ROV-1004 (C/V U/S Flange)	199	4 Inch	Flange	0	0	0	0	0	0

Sr.No.	Date	Location	Tag No.	Line Size	Componenet Type	Screening Value (PPM) before Repair	Emission Kg/Hr	Emission Kg/day	Screening Value (PPM) afterRepair	Emission Kg/Hr	Emission Kg/day
200	05-12-2025	52-ROV-1004 (C/V D/S Flange)	200	"	Flange	0	0	0	0	0	0
201	05-12-2025	52-ROV-1005 (C/V U/S Flange)	201	4 Inch	Flange	0	0	0	0	0	0
202	05-12-2025	52-ROV-1005 (C/V D/S Flange)	202	"	Flange	0	0	0	0	0	0
203	05-12-2025	52-ROV-1005 U/S line (IV Gland)	203	"	Valve	0	0	0	0	0	0
204	05-12-2025	52-ROV-1005 U/S line (IV U/S Flange)	204	"	Flange	0	0	0	0	0	0
205	05-12-2025	52-ROV-1005 U/S line (IV D/S Flange)	205	"	Flange	0	0	0	0	0	0
206	05-12-2025	52-ROV-1005 U/S line (IV Flange/Bonnet)	206	"	Flange	0	0	0	0	0	0
207	05-12-2025	52-ROV-1006 (C/V U/S Flange)	207	4 Inch	Flange	0	0	0	0	0	0
208	05-12-2025	52-ROV-1006 (C/V D/S Flange)	208	"	Flange	0	0	0	0	0	0
209	05-12-2025	52-ROV-1006 U/S line (IV Gland)	209	"	Valve	0	0	0	0	0	0
210	05-12-2025	52-ROV-1006 U/S line (IV U/S Flange)	210	"	Flange	0	0	0	0	0	0
211	05-12-2025	52-ROV-1006 U/S line (IV D/S Flange)	211	"	Flange	0	0	0	0	0	0
212	05-12-2025	52-ROV-1006 U/S line (IV Flange/Bonnet)	212	"	Flange	0	0	0	0	0	0
213	05-12-2025	Main I/O Valve (IV Gland)	213	12 Inch	Valve	8.3	0.000034	0.00081148	8.3	0.000034	0.000811482
214	05-12-2025	Main I/O Valve (IV U/S Flange)	214	"	Flange	0	0	0	0	0	0
215	05-12-2025	Main I/O Valve (IV D/S Flange)	215	"	Flange	0	0	0	0	0	0
216	05-12-2025	Main I/O Valve (IV Flange/Bonnet)	216	"	Flange	0	0	0	0	0	0
217	05-12-2025	Suction line for Loading Header-1 (IV Gland)	217	"	Valve	0	0	0	0	0	0
218	05-12-2025	Suction line for Loading Header-1 (IV U/S Flange)	218	"	Flange	0	0	0	0	0	0
219	05-12-2025	Suction line for Loading Header-1 (IV D/S Flange)	219	"	Flange	0	0	0	0	0	0
220	05-12-2025	Suction line for Loading Header-1 (IV Flange/Bonnet)	220	"	Flange	0	0	0	0	0	0
221	05-12-2025	Suction line for Loading Header-2 (IV Gland)	221	"	Valve	0	0	0	0	0	0
222	05-12-2025	Suction line for Loading Header-2 (IV U/S Flange)	222	"	Flange	0	0	0	0	0	0
223	05-12-2025	Suction line for Loading Header-2 (IV D/S Flange)	223	"	Flange	0	0	0	0	0	0
224	05-12-2025	Suction line for Loading Header-2 (IV Flange/Bonnet)	224	"	Flange	0	0	0	0	0	0
225	05-12-2025	R/D From unit to horton sphere T-103 line (IV Gland)	225	4 Inch	Valve	0	0	0	0	0	0
226	05-12-2025	R/D From unit to horton sphere T-103 line (IV U/S Flange)	226	"	Flange	0	0	0	0	0	0
227	05-12-2025	R/D From unit to horton sphere T-103 line (IV D/S Flange)	227	"	Flange	0	0	0	0	0	0
228	05-12-2025	R/D From unit to horton sphere T-103 line (IV Flange/Bonnet)	228	"	Flange	0	0	0	0	0	0
229	05-12-2025	52-ROV-1007 (C/V U/S Flange)	229	4 Inch	Flange	0	0	0	0	0	0
230	05-12-2025	52-ROV-1007 (C/V D/S Flange)	230	"	Flange	0	0	0	0	0	0
231	05-12-2025	52-ROV-1008 (C/V U/S Flange)	231	4 Inch	Flange	0	0	0	0	0	0
232	05-12-2025	52-ROV-1008 (C/V D/S Flange)	232	"	Flange	0	0	0	0	0	0
233	05-12-2025	52-ROV-1008 U/S line (IV Gland)	233	"	Valve	0	0	0	0	0	0
234	05-12-2025	52-ROV-1008 U/S line (IV U/S Flange)	234	"	Flange	0	0	0	0	0	0
235	05-12-2025	52-ROV-1008 U/S line (IV D/S Flange)	235	"	Flange	0	0	0	0	0	0
236	05-12-2025	52-ROV-1008 U/S line (IV Flange/Bonnet)	236	"	Flange	0	0	0	0	0	0
237	05-12-2025	52-ROV-1009 (C/V U/S Flange)	237	4 Inch	Flange	0	0	0	0	0	0
238	05-12-2025	52-ROV-1009 (C/V D/S Flange)	238	"	Flange	0	0	0	0	0	0
239	05-12-2025	52-ROV-1009 U/S line (IV Gland)	239	"	Valve	0	0	0	0	0	0

Sr.No.	Date	Location	Tag No.	Line Size	Componenet Type	Screening Value (PPM) before Repair	Emission Kg/Hr	Emission Kg/day	Screening Value (PPM) afterRepair	Emission Kg/Hr	Emission Kg/day
240	05-12-2025	52-ROV-1009 U/S line (IV U/S Flange)	240	"	Flange	0	0	0	0	0	0
241	05-12-2025	52-ROV-1009 U/S line (IV D/S Flange)	241	"	Flange	0	0	0	0	0	0
242	05-12-2025	52-ROV-1009 U/S line (IV Flange/Bonnet)	242	"	Flange	0	0	0	0	0	0
243	06-12-2025	52-PSV-1001 U/S line (IV Gland)	243	6 Inch	Valve	0	0	0	0	0	0
244	06-12-2025	52-PSV-1001 U/S line (IV U/S Flange)	244	"	Flange	0	0	0	0	0	0
245	06-12-2025	52-PSV-1001 U/S line (IV D/S Flange)	245	"	Flange	0	0	0	0	0	0
246	06-12-2025	52-PSV-1001 U/S line (IV Flange/Bonnet)	246	"	Flange	0	0	0	0	0	0
247	06-12-2025	52-PSV-1001 D/S line (IV Gland)	247	8 Inch	Valve	0	0	0	0	0	0
248	06-12-2025	52-PSV-1001 D/S line (IV U/S Flange)	248	"	Flange	0	0	0	0	0	0
249	06-12-2025	52-PSV-1001 D/S line (IV D/S Flange)	249	"	Flange	0	0	0	0	0	0
250	06-12-2025	52-PSV-1001 D/S line (IV Flange/Bonnet)	250	"	Flange	0	0	0	0	0	0
251	06-12-2025	52-PSV-1001 Bypass line upper (IV Gland)	251	2 Inch	Valve	0	0	0	0	0	0
252	06-12-2025	52-PSV-1001 Bypass line upper (IV U/S Flange)	252	"	Flange	0	0	0	0	0	0
253	06-12-2025	52-PSV-1001 Bypass line upper (IV D/S Flange)	253	"	Flange	0	0	0	0	0	0
254	06-12-2025	52-PSV-1001 Bypass line upper (IV Flange/Bonnet)	254	"	Flange	0	0	0	0	0	0
255	06-12-2025	52-PSV-1001 Bypass line lower (IV Gland)	255	"	Valve	0	0	0	0	0	0
256	06-12-2025	52-PSV-1001 Bypass line lower (IV U/S Flange)	256	"	Flange	0	0	0	0	0	0
257	06-12-2025	52-PSV-1001 Bypass line lower (IV D/S Flange)	257	"	Flange	0	0	0	0	0	0
258	06-12-2025	52-PSV-1001 Bypass line lower (IV Flange/Bonnet)	258	"	Flange	0	0	0	0	0	0
259	06-12-2025	52-PSV-1001 Drain line (IV Gland)	259	0.5 Inch	Valve	0	0	0	0	0	0
260	06-12-2025	52-PSV-1001 Drain line (IV Flange/Bonnet)	260	"	Flange	0	0	0	0	0	0
261	06-12-2025	52-PSV-1001 Drain line (End Flange)	261	"	Flange	0	0	0	0	0	0
262	06-12-2025	52-PSV-1002 U/S line (IV Gland)	262	6 Inch	Valve	0	0	0	0	0	0
263	06-12-2025	52-PSV-1002 U/S line (IV U/S Flange)	263	"	Flange	0	0	0	0	0	0
264	06-12-2025	52-PSV-1002 U/S line (IV D/S Flange)	264	"	Flange	0	0	0	0	0	0
265	06-12-2025	52-PSV-1002 U/S line (IV Flange/Bonnet)	265	"	Flange	0	0	0	0	0	0
266	06-12-2025	52-PSV-1002 D/S line (IV Gland)	266	8 Inch	Valve	0	0	0	0	0	0
267	06-12-2025	52-PSV-1002 D/S line (IV U/S Flange)	267	"	Flange	0	0	0	0	0	0
268	06-12-2025	52-PSV-1002 D/S line (IV D/S Flange)	268	"	Flange	0	0	0	0	0	0
269	06-12-2025	52-PSV-1002 D/S line (IV Flange/Bonnet)	269	"	Flange	0	0	0	0	0	0
270	06-12-2025	52-PSV-1002 Drain line (IV Gland)	270	0.5 Inch	Valve	0	0	0	0	0	0
271	06-12-2025	52-PSV-1002 Drain line (IV Flange/Bonnet)	271	"	Flange	0	0	0	0	0	0
272	06-12-2025	52-PSV-1002 Drain line (End Flange)	272	"	Flange	0	0	0	0	0	0
273	06-12-2025	52-PSV-1002 Vapour Balance line (IV Gland)	273	4 Inch	Valve	0	0	0	0	0	0
274	06-12-2025	52-PSV-1002 Vapour Balance line (IV U/S Flange)	274	"	Flange	0	0	0	0	0	0
275	06-12-2025	52-PSV-1002 Vapour Balance line (IV D/S Flange)	275	"	Flange	0	0	0	0	0	0
276	06-12-2025	52-PSV-1002 Vapour Balance line (IV Flange/Bonnet)	276	"	Flange	0	0	0	0	0	0
277	06-12-2025	52-PSV-1002 6"-P-52-1006 To T-101 Top line/Recirculation line (IV Gland)	277	6 Inch	Valve	0	0	0	0	0	0
278	06-12-2025	52-PSV-1002 6"-P-52-1006 To T-101 Top line/Recirculation line (IV U/S Flange)	278	"	Flange	0	0	0	0	0	0

Sr.No.	Date	Location	Tag No.	Line Size	Componenet Type	Screening Value (PPM) before Repair	Emission Kg/Hr	Emission Kg/day	Screening Value (PPM) afterRepair	Emission Kg/Hr	Emission Kg/day
279	06-12-2025	52-PSV-1002 6"-P-52-1006 To T-101 Top line/Recirculation line (IV D/S Flange)	279	"	Flange	0	0	0	0	0	0
280	06-12-2025	52-PSV-1002 6"-P-52-1006 To T-101 Top line/Recirculation line (IV Flange/Bonnet)	280	"	Flange	0	0	0	0	0	0
281	06-12-2025	52-PSV-1002 6"-P-52-1006 To T-101 Top line/Recirculation line (NRV Top Flange)	281	"	Valve	0	0	0	0	0	0
282	06-12-2025	52-PSV-1002 6"-P-52-1006 To T-101 Top line/Recirculation line (NRV U/S Flange)	282	"	Flange	0	0	0	0	0	0
283	06-12-2025	52-PSV-1002 6"-P-52-1006 To T-101 Top line/Recirculation line (NRV D/S Flange)	283	"	Flange	0	0	0	0	0	0
284	06-12-2025	52-PSV-1004 U/S line (IV Gland)	287	6 Inch	Valve	0	0	0	0	0	0
285	06-12-2025	52-PSV-1004 U/S line (IV U/S Flange)	285	"	Flange	0	0	0	0	0	0
286	06-12-2025	52-PSV-1004 U/S line (IV D/S Flange)	283	"	Flange	0	0	0	0	0	0
287	06-12-2025	52-PSV-1004 U/S line (IV Flange/Bonnet)	281	"	Flange	0	0	0	0	0	0
288	06-12-2025	52-PSV-1004 D/S line (IV Gland)	279	8 Inch	Valve	0	0	0	0	0	0
289	06-12-2025	52-PSV-1004 D/S line (IV U/S Flange)	277	"	Flange	0	0	0	0	0	0
290	06-12-2025	52-PSV-1004 D/S line (IV D/S Flange)	275	"	Flange	0	0	0	0	0	0
291	06-12-2025	52-PSV-1004 D/S line (IV Flange/Bonnet)	273	"	Flange	0	0	0	0	0	0
292	06-12-2025	52-PSV-1004 Bypass line upper (IV Gland)	271	2 Inch	Valve	0	0	0	0	0	0
293	06-12-2025	52-PSV-1004 Bypass line upper (IV U/S Flange)	269	"	Flange	0	0	0	0	0	0
294	06-12-2025	52-PSV-1004 Bypass line upper (IV D/S Flange)	267	"	Flange	0	0	0	0	0	0
295	06-12-2025	52-PSV-1004 Bypass line upper (IV Flange/Bonnet)	265	"	Flange	0	0	0	0	0	0
296	06-12-2025	52-PSV-1004 Bypass line lower (IV Gland)	263	"	Valve	0	0	0	0	0	0
297	06-12-2025	52-PSV-1004 Bypass line lower (IV U/S Flange)	261	"	Flange	0	0	0	0	0	0
298	06-12-2025	52-PSV-1004 Bypass line lower (IV D/S Flange)	259	"	Flange	0	0	0	0	0	0
299	06-12-2025	52-PSV-1004 Bypass line lower (IV Flange/Bonnet)	257	"	Flange	0	0	0	0	0	0
300	06-12-2025	52-PSV-1004 Drain line (IV Gland)	255	0.5 Inch	Valve	0	0	0	0	0	0
301	06-12-2025	52-PSV-1004 Drain line (IV Flange/Bonnet)	253	"	Flange	0	0	0	0	0	0
302	06-12-2025	52-PSV-1004 Drain line (End Flange)	251	"	Flange	0	0	0	0	0	0
303	06-12-2025	52-PSV-1003 U/S line (IV Gland)	249	6 Inch	Valve	0	0	0	0	0	0
304	06-12-2025	52-PSV-1003 U/S line (IV U/S Flange)	247	"	Flange	0	0	0	0	0	0
305	06-12-2025	52-PSV-1003 U/S line (IV D/S Flange)	245	"	Flange	0	0	0	0	0	0
306	06-12-2025	52-PSV-1003 U/S line (IV Flange/Bonnet)	243	"	Flange	0	0	0	0	0	0
307	06-12-2025	52-PSV-1003 D/S line (IV Gland)	241	8 Inch	Valve	0	0	0	0	0	0
308	06-12-2025	52-PSV-1003 D/S line (IV U/S Flange)	239	"	Flange	0	0	0	0	0	0
309	06-12-2025	52-PSV-1003 D/S line (IV D/S Flange)	237	"	Flange	0	0	0	0	0	0
310	06-12-2025	52-PSV-1003 D/S line (IV Flange/Bonnet)	235	"	Flange	0	0	0	0	0	0
311	06-12-2025	52-PSV-1003 Drain line (IV Gland)	233	0.5 Inch	Valve	0	0	0	0	0	0
312	06-12-2025	52-PSV-1003 Drain line (IV Flange/Bonnet)	231	"	Flange	0	0	0	0	0	0
313	06-12-2025	52-PSV-1003 Drain line (End Flange)	229	"	Flange	0	0	0	0	0	0
314	06-12-2025	52-PSV-1003 Vapour Balance line (IV Gland)	227	4 Inch	Valve	0	0	0	0	0	0
315	06-12-2025	52-PSV-1003 Vapour Balance line (IV U/S Flange)	225	"	Flange	0	0	0	0	0	0
316	06-12-2025	52-PSV-1003 Vapour Balance line (IV D/S Flange)	223	"	Flange	0	0	0	0	0	0

Sr.No.	Date	Location	Tag No.	Line Size	Componenet Type	Screening Value (PPM) before Repair	Emission Kg/Hr	Emission Kg/day	Screening Value (PPM) afterRepair	Emission Kg/Hr	Emission Kg/day
317	06-12-2025	52-PSV-1003 Vapour Balance line (IV Flange/Bonnet)	221	"	Flange	0	0	0	0	0	0
318	06-12-2025	52-PSV-1003 6"-P-52-1006 To T-102 Top line/Recirculation line (IV Gland)	219	6 Inch	Valve	0	0	0	0	0	0
319	06-12-2025	52-PSV-1003 6"-P-52-1006 To T-102 Top line/Recirculation line (IV U/S Flange)	217	"	Flange	0	0	0	0	0	0
320	06-12-2025	52-PSV-1003 6"-P-52-1006 To T-102 Top line/Recirculation line (IV D/S Flange)	215	"	Flange	0	0	0	0	0	0
321	06-12-2025	52-PSV-1003 6"-P-52-1006 To T-102 Top line/Recirculation line (IV Flange/Bonnet)	213	"	Flange	0	0	0	0	0	0
322	06-12-2025	52-PSV-1003 6"-P-52-1006 To T-102 Top line/Recirculation line (NRV Top Flange)	211	"	Valve	0	0	0	0	0	0
323	06-12-2025	52-PSV-1003 6"-P-52-1006 To T-102 Top line/Recirculation line (NRV U/S Flange)	209	"	Flange	0	0	0	0	0	0
324	06-12-2025	52-PSV-1003 6"-P-52-1006 To T-102 Top line/Recirculation line (NRV D/S Flange)	207	"	Flange	0	0	0	0	0	0
325	06-12-2025	52-PSV-1006 U/S line (IV Gland)	208	6 Inch	Valve	0	0	0	0	0	0
326	06-12-2025	52-PSV-1006 U/S line (IV U/S Flange)	209	"	Flange	0	0	0	0	0	0
327	06-12-2025	52-PSV-1006 U/S line (IV D/S Flange)	210	"	Flange	0	0	0	0	0	0
328	06-12-2025	52-PSV-1006 U/S line (IV Flange/Bonnet)	211	"	Flange	0	0	0	0	0	0
329	06-12-2025	52-PSV-1006 D/S line (IV Gland)	212	8 Inch	Valve	0	0	0	0	0	0
330	06-12-2025	52-PSV-1006 D/S line (IV U/S Flange)	213	"	Flange	0	0	0	0	0	0
331	06-12-2025	52-PSV-1006 D/S line (IV D/S Flange)	214	"	Flange	0	0	0	0	0	0
332	06-12-2025	52-PSV-1006 D/S line (IV Flange/Bonnet)	215	"	Flange	0	0	0	0	0	0
333	06-12-2025	52-PSV-1006 Bypass line upper (IV Gland)	216	2 Inch	Valve	0	0	0	0	0	0
334	06-12-2025	52-PSV-1006 Bypass line upper (IV U/S Flange)	217	"	Flange	0	0	0	0	0	0
335	06-12-2025	52-PSV-1006 Bypass line upper (IV D/S Flange)	218	"	Flange	0	0	0	0	0	0
336	06-12-2025	52-PSV-1006 Bypass line upper (IV Flange/Bonnet)	219	"	Flange	0	0	0	0	0	0
337	06-12-2025	52-PSV-1006 Bypass line lower (IV Gland)	220	"	Valve	0	0	0	0	0	0
338	06-12-2025	52-PSV-1006 Bypass line lower (IV U/S Flange)	221	"	Flange	0	0	0	0	0	0
339	06-12-2025	52-PSV-1006 Bypass line lower (IV D/S Flange)	222	"	Flange	0	0	0	0	0	0
340	06-12-2025	52-PSV-1006 Bypass line lower (IV Flange/Bonnet)	223	"	Flange	0	0	0	0	0	0
341	06-12-2025	52-PSV-1006 Drain line (IV Gland)	224	0.5 Inch	Valve	0	0	0	0	0	0
342	06-12-2025	52-PSV-1006 Drain line (IV Flange/Bonnet)	225	"	Flange	0	0	0	0	0	0
343	06-12-2025	52-PSV-1006 Drain line (End Flange)	226	"	Flange	0	0	0	0	0	0
344	06-12-2025	52-PSV-1005 U/S line (IV Gland)	227	6 Inch	Valve	0	0	0	0	0	0
345	06-12-2025	52-PSV-1005 U/S line (IV U/S Flange)	228	"	Flange	0	0	0	0	0	0
346	06-12-2025	52-PSV-1005 U/S line (IV D/S Flange)	229	"	Flange	0	0	0	0	0	0
347	06-12-2025	52-PSV-1005 U/S line (IV Flange/Bonnet)	230	"	Flange	0	0	0	0	0	0
348	06-12-2025	52-PSV-1005 D/S line (IV Gland)	231	8 Inch	Valve	0	0	0	0	0	0
349	06-12-2025	52-PSV-1005 D/S line (IV U/S Flange)	232	"	Flange	0	0	0	0	0	0
350	06-12-2025	52-PSV-1005 D/S line (IV D/S Flange)	233	"	Flange	0	0	0	0	0	0
351	06-12-2025	52-PSV-1005 D/S line (IV Flange/Bonnet)	234	"	Flange	0	0	0	0	0	0
352	06-12-2025	52-PSV-1005 Drain line (IV Gland)	235	0.5 Inch	Valve	0	0	0	0	0	0
353	06-12-2025	52-PSV-1005 Drain line (IV Flange/Bonnet)	236	"	Flange	0	0	0	0	0	0
354	06-12-2025	52-PSV-1005 Drain line (End Flange)	237	"	Flange	0	0	0	0	0	0

Sr.No.	Date	Location	Tag No.	Line Size	Componenet Type	Screening Value (PPM) before Repair	Emission Kg/Hr	Emission Kg/day	Screening Value (PPM) afterRepair	Emission Kg/Hr	Emission Kg/day
355	06-12-2025	52-PSV-1005 Vapour Balance line (IV Gland)	238	4 Inch	Valve	0	0	0	0	0	0
356	06-12-2025	52-PSV-1005 Vapour Balance line (IV U/S Flange)	239	"	Flange	0	0	0	0	0	0
357	06-12-2025	52-PSV-1005 Vapour Balance line (IV D/S Flange)	240	"	Flange	0	0	0	0	0	0
358	06-12-2025	52-PSV-1005 Vapour Balance line (IV Flange/Bonnet)	241	"	Flange	0	0	0	0	0	0
359	06-12-2025	52-PSV-1005 6"-P-52-1006 To T-103 Top line/Recirculation line (IV Gland)	242	6 Inch	Valve	0	0	0	0	0	0
360	06-12-2025	52-PSV-1005 6"-P-52-1006 To T-103 Top line/Recirculation line (IV U/S Flange)	243	"	Flange	0	0	0	0	0	0
361	06-12-2025	52-PSV-1005 6"-P-52-1006 To T-103 Top line/Recirculation line (IV D/S Flange)	244	"	Flange	0	0	0	0	0	0
362	06-12-2025	52-PSV-1005 6"-P-52-1006 To T-103 Top line/Recirculation line (IV Flange/Bonnet)	245	"	Flange	0	0	0	0	0	0
363	06-12-2025	52-PSV-1005 6"-P-52-1006 To T-103 Top line/Recirculation line (NRV Top Flange)	246	"	Valve	0	0	0	0	0	0
364	06-12-2025	52-PSV-1005 6"-P-52-1006 To T-103 Top line/Recirculation line (NRV U/S Flange)	247	"	Flange	0	0	0	0	0	0
365	06-12-2025	52-PSV-1005 6"-P-52-1006 To T-103 Top line/Recirculation line (NRV D/S Flange)	248	"	Flange	0	0	0	0	0	0
366	06-12-2025	Strainer (Top Flange)	249	8 Inch	Flange	0	0	0	0	0	0
367	06-12-2025	Strainer (Bottom Flange)	250	3 Inch	Flange	0	0	0	0	0	0
368	06-12-2025	Strainer Top Gate 1st (I/V Gland)	251	0.5 Inch	Valve	0	0	0	0	0	0
369	06-12-2025	Strainer Top Gate 2nd (I/V Gland)	252	"	Valve	0	0	0	0	0	0
370	06-12-2025	Strainer U/S main (IV Gland)	253	3 Inch	Valve	0	0	0	0	0	0
371	06-12-2025	Strainer U/S main (IV U/S Flange)	254	"	Flange	0	0	0	0	0	0
372	06-12-2025	Strainer U/S main (IV D/S Flange)	255	"	Flange	0	0	0	0	0	0
373	06-12-2025	Strainer U/S main (IV Flange/Bonnet)	256	"	Flange	0	0	0	0	0	0
374	06-12-2025	Strainer Drain 1st (IV Gland)	257	2 Inch	Valve	15.7	0.000051	0.00122 18	15.7	0.000051	0.001221 796
375	06-12-2025	Strainer Drain 1st (IV U/S Flange)	258	"	Flange	0	0	0	0	0	0
376	06-12-2025	Strainer Drain 1st (IV D/S Flange)	259	"	Flange	0	0	0	0	0	0
377	06-12-2025	Strainer Drain 1st (IV Flange/Bonnet)	260	"	Flange	0	0	0	0	0	0
378	06-12-2025	Strainer Drain 2nd (IV Gland)	261	"	Valve	0	0	0	0	0	0
379	06-12-2025	Strainer Drain 2nd (IV Flange/Bonnet)	262	"	Flange	0	0	0	0	0	0
380	06-12-2025	Strainer Drain 2nd (End Flange)	263	"	Flange	0	0	0	0	0	0
381	06-12-2025	Vapor Eleminator (Top Flange)	264	"	Valve	0	0	0	0	0	0
382	06-12-2025	Vapor Eleminator drain line (B/V Gland)	265	0.5 Inch	Flange	0	0	0	0	0	0
383	06-12-2025	Vapor Eleminator drain line (B/V Flange)	266	"	Flange	0	0	0	0	0	0
384	06-12-2025	After Vapour Eliminator (IV Gland)	267	3 Inch	Valve	0	0	0	0	0	0
385	06-12-2025	After Vapour Eliminator (IV U/S Flange)	268	"	Flange	0	0	0	0	0	0
386	06-12-2025	After Vapour Eliminator (IV D/S Flange)	269	"	Flange	0	0	0	0	0	0
387	06-12-2025	After Vapour Eliminator (IV Flange/Bonnet)	270	"	Flange	0	0	0	0	0	0
388	06-12-2025	LPG Loading Bypass line (B/V Gland)	271	"	Valve	0	0	0	0	0	0
389	06-12-2025	LPG Loading Bypass line (B/V U/S Flange)	272	"	Flange	0	0	0	0	0	0
390	06-12-2025	LPG Loading Bypass line (B/V D/S Flange)	273	"	Flange	0	0	0	0	0	0
391	06-12-2025	Sick T/L UnLoading line (B/V Gland)	274	"	Valve	0	0	0	0	0	0
392	06-12-2025	Sick T/L UnLoading line (B/V U/S Flange)	275	"	Flange	0	0	0	0	0	0

Sr.No.	Date	Location	Tag No.	Line Size	Componenet Type	Screening Value (PPM) before Repair	Emission Kg/Hr	Emission Kg/day	Screening Value (PPM) afterRepair	Emission Kg/Hr	Emission Kg/day
393	06-12-2025	Sick T/L UnLoading line (B/V D/S Flange)	276	"	Flange	0	0	0	0	0	0
394	06-12-2025	Vent To FA line (Flange)	277	0.5 Inch	Flange	0	0	0	0	0	0
395	06-12-2025	Vent To FA line (I/V Gland)	278	"	Valve	43.7	0.000098	0.00235733	43.7	0.000098	0.002357328
396	06-12-2025	Vent To FA line (I/V Flange/Bonnet)	279	"	Flange	0	0	0	0	0	0
397	06-12-2025	Vapour line from Sphere line (B/V Gland)	280	2 Inch	Valve	0	0	0	0	0	0
398	06-12-2025	Vapour line from Sphere line (B/V U/S Flange)	281	"	Flange	0	0	0	0	0	0
399	06-12-2025	Vapour line from Sphere line (B/V D/S Flange)	282	"	Flange	0	0	0	0	0	0
400	06-12-2025	Vapour line from Compressor line (IV Gland)	283	"	Valve	0	0	0	0	0	0
401	06-12-2025	Vapour line from Compressor line (IV U/S Flange)	284	"	Flange	0	0	0	0	0	0
402	06-12-2025	Vapour line from Compressor line (IV D/S Flange)	285	"	Flange	0	0	0	0	0	0
403	06-12-2025	Strainer (Top Flange)	286	8 Inch	Flange	0	0	0	0	0	0
404	06-12-2025	Strainer (Bottom Flange)	287	3 Inch	Flange	0	0	0	0	0	0
405	06-12-2025	Strainer Top Gate 1st (I/V Gland)	288	0.5 Inch	Valve	0	0	0	0	0	0
406	06-12-2025	Strainer Top Gate 2nd (I/V Gland)	289	"	Valve	0	0	0	0	0	0
407	06-12-2025	Strainer U/S main (IV Gland)	290	3 Inch	Valve	132.9	0.000201	0.00481431	132.9	0.000201	0.00481431
408	06-12-2025	Strainer U/S main (IV U/S Flange)	291	"	Flange	0	0	0	0	0	0
409	06-12-2025	Strainer U/S main (IV D/S Flange)	292	"	Flange	0	0	0	0	0	0
410	06-12-2025	Strainer U/S main (IV Flange/Bonnet)	293	"	Flange	0	0	0	0	0	0
411	06-12-2025	Strainer Drain 1st (IV Gland)	294	2 Inch	Valve	0	0	0	0	0	0
412	06-12-2025	Strainer Drain 1st (IV U/S Flange)	295	"	Flange	0	0	0	0	0	0
413	06-12-2025	Strainer Drain 1st (IV D/S Flange)	296	"	Flange	0	0	0	0	0	0
414	06-12-2025	Strainer Drain 1st (IV Flange/Bonnet)	297	"	Flange	0	0	0	0	0	0
415	06-12-2025	Strainer Drain 2nd (IV Gland)	298	"	Valve	0	0	0	0	0	0
416	06-12-2025	Strainer Drain 2nd (IV Flange/Bonnet)	299	"	Flange	0	0	0	0	0	0
417	06-12-2025	Strainer Drain 2nd (End Flange)	300	"	Flange	16.2	0.00032360	0.00776652	16.2	0.000323605	0.00776652
418	06-12-2025	Vapor Eleminator (Top Flange)	301	"	Valve	0	0	0	0	0	0
419	06-12-2025	Vapor Eleminator drain line (B/V Gland)	302	0.5 Inch	Flange	0	0	0	0	0	0
420	06-12-2025	Vapor Eleminator drain line (B/V Flange)	303	"	Flange	0	0	0	0	0	0
421	06-12-2025	After Vapour Eliminator (IV Gland)	304	3 Inch	Valve	0	0	0	0	0	0
422	06-12-2025	After Vapour Eliminator (IV U/S Flange)	305	"	Flange	0	0	0	0	0	0
423	06-12-2025	After Vapour Eliminator (IV D/S Flange)	306	"	Flange	0	0	0	0	0	0
424	06-12-2025	After Vapour Eliminator (IV Flange/Bonnet)	307	"	Flange	0	0	0	0	0	0
425	06-12-2025	LPG Loading Bypass line (B/V Gland)	308	"	Valve	0	0	0	0	0	0
426	06-12-2025	LPG Loading Bypass line (B/V U/S Flange)	309	"	Flange	0	0	0	0	0	0
427	06-12-2025	LPG Loading Bypass line (B/V D/S Flange)	310	"	Flange	0	0	0	0	0	0
428	06-12-2025	Sick T/L UnLoading line (B/V Gland)	311	"	Valve	0	0	0	0	0	0
429	06-12-2025	Sick T/L UnLoading line (B/V U/S Flange)	312	"	Flange	0	0	0	0	0	0
430	06-12-2025	Sick T/L UnLoading line (B/V D/S Flange)	313	"	Flange	0	0	0	0	0	0
431	06-12-2025	Vent To FA line (Flange)	314	0.5 Inch	Flange	0	0	0	0	0	0
432	06-12-2025	Vent To FA line (I/V Gland)	315	"	Valve	0	0	0	0	0	0

Sr.No.	Date	Location	Tag No.	Line Size	Componenet Type	Screening Value (PPM) before Repair	Emission Kg/Hr	Emission Kg/day	Screening Value (PPM) afterRepair	Emission Kg/Hr	Emission Kg/day
433	06-12-2025	Vent To FA line (I/V Flange/Bonnet)	316	"	Flange	0	0	0	0	0	0
434	06-12-2025	Vapour line from Sphere line (B/V Gland)	317	2 Inch	Valve	0	0	0	0	0	0
435	06-12-2025	Vapour line from Sphere line (B/V U/S Flange)	318	"	Flange	0	0	0	0	0	0
436	06-12-2025	Vapour line from Sphere line (B/V D/S Flange)	319	"	Flange	0	0	0	0	0	0
437	06-12-2025	Vapour line from Compressor line (IV Gland)	320	"	Valve	0	0	0	0	0	0
438	06-12-2025	Vapour line from Compressor line (IV U/S Flange)	321	"	Flange	0	0	0	0	0	0
439	06-12-2025	Vapour line from Compressor line (IV D/S Flange)	322	"	Flange	0	0	0	0	0	0
440	06-12-2025	Strainer (Top Flange)	323	8 Inch	Flange	0	0	0	0	0	0
441	06-12-2025	Strainer Top Gate 1st (I/V Gland)	324	0.5 Inch	Valve	0	0	0	0	0	0
442	06-12-2025	Strainer Top Gate 2nd (I/V Gland)	325	"	Valve	0	0	0	0	0	0
443	06-12-2025	Strainer U/S main/Before Strainer (IV Gland)	326	3 Inch	Valve	0	0	0	0	0	0
444	06-12-2025	Strainer U/S main/Before Strainer (IV U/S Flange)	327	"	Flange	0	0	0	0	0	0
445	06-12-2025	Strainer U/S main/Before Strainer (IV D/S Flange)	328	"	Flange	0	0	0	0	0	0
446	06-12-2025	Strainer U/S main/Before Strainer (IV Flange/Bonnet)	329	"	Flange	0	0	0	0	0	0
447	06-12-2025	Strainer Drain 1st (IV Gland)	330	2 Inch	Valve	0	0	0	0	0	0
448	06-12-2025	Strainer Drain 1st (IV U/S Flange)	331	"	Flange	0	0	0	0	0	0
449	06-12-2025	Strainer Drain 1st (IV D/S Flange)	332	"	Flange	0	0	0	0	0	0
450	06-12-2025	Strainer Drain 1st (IV Flange/Bonnet)	333	"	Flange	0	0	0	0	0	0
451	06-12-2025	Strainer Drain 2nd (IV Gland)	334	"	Valve	0	0	0	0	0	0
452	06-12-2025	Strainer Drain 2nd (IV Flange/Bonnet)	335	"	Flange	0	0	0	0	0	0
453	06-12-2025	Strainer Drain 2nd (End Flange)	336	"	Flange	0	0	0	0	0	0
454	06-12-2025	Vapor Eleminator (Top Flange)	337	"	Valve	0	0	0	0	0	0
455	06-12-2025	Vapor Eleminator drain line (B/V Gland)	338	0.5 Inch	Flange	0	0	0	0	0	0
456	06-12-2025	Vapor Eleminator drain line (B/V Flange)	339	"	Flange	0	0	0	0	0	0
457	06-12-2025	After Vapour Eliminator (IV Gland)	340	3 Inch	Valve	0	0	0	0	0	0
458	06-12-2025	After Vapour Eliminator (IV U/S Flange)	341	"	Flange	0	0	0	0	0	0
459	06-12-2025	After Vapour Eliminator (IV D/S Flange)	342	"	Flange	0	0	0	0	0	0
460	06-12-2025	After Vapour Eliminator (IV Flange/Bonnet)	343	"	Flange	0	0	0	0	0	0
461	06-12-2025	LPG Loading Bypass line (B/V Gland)	344	"	Valve	0	0	0	0	0	0
462	06-12-2025	LPG Loading Bypass line (B/V U/S Flange)	345	"	Flange	0	0	0	0	0	0
463	06-12-2025	LPG Loading Bypass line (B/V D/S Flange)	346	"	Flange	0	0	0	0	0	0
464	06-12-2025	Sick T/L UnLoading line (B/V Gland)	347	"	Valve	0	0	0	0	0	0
465	06-12-2025	Sick T/L UnLoading line (B/V U/S Flange)	348	"	Flange	0	0	0	0	0	0
466	06-12-2025	Sick T/L UnLoading line (B/V D/S Flange)	349	"	Flange	0	0	0	0	0	0
467	06-12-2025	Vent To FA line (Flange)	350	0.5 Inch	Flange	0	0	0	0	0	0
468	06-12-2025	Vent To FA line (I/V Gland)	351	"	Valve	0	0	0	0	0	0
469	06-12-2025	Vent To FA line (I/V Flange/Bonnet)	352	"	Flange	0	0	0	0	0	0
470	06-12-2025	Vapour line from Sphere line (B/V Gland)	353	2 Inch	Valve	0	0	0	0	0	0
471	06-12-2025	Vapour line from Sphere line (B/V U/S Flange)	354	"	Flange	0	0	0	0	0	0
472	06-12-2025	Vapour line from Sphere line (B/V D/S Flange)	355	"	Flange	0	0	0	0	0	0

Sr.No.	Date	Location	Tag No.	Line Size	Componenet Type	Screening Value (PPM) before Repair	Emission Kg/Hr	Emission Kg/day	Screening Value (PPM) afterRepair	Emission Kg/Hr	Emission Kg/day
473	06-12-2025	Vapour line from Compressor line (IV Gland)	356	"	Valve	0	0	0	0	0	0
474	06-12-2025	Vapour line from Compressor line (IV U/S Flange)	357	"	Flange	0	0	0	0	0	0
475	06-12-2025	Vapour line from Compressor line (IV D/S Flange)	358	"	Flange	0	0	0	0	0	0
476	06-12-2025	Strainer (Top Flange)	359	8 Inch	Flange	0	0	0	0	0	0
477	06-12-2025	Strainer Top Gate 1st (I/V Gland)	360	0.5 Inch	Valve	0	0	0	0	0	0
478	06-12-2025	Strainer Top Gate 2nd (I/V Gland)	361	"	Valve	0	0	0	0	0	0
479	06-12-2025	Strainer U/S main/Before Strainer (IV Gland)	362	3 Inch	Valve	0	0	0	0	0	0
480	06-12-2025	Strainer U/S main/Before Strainer (IV U/S Flange)	363	"	Flange	0	0	0	0	0	0
481	06-12-2025	Strainer U/S main/Before Strainer (IV D/S Flange)	364	"	Flange	0	0	0	0	0	0
482	06-12-2025	Strainer U/S main/Before Strainer (IV Flange/Bonnet)	365	"	Flange	0	0	0	0	0	0
483	06-12-2025	Strainer Drain 1st (IV Gland)	366	2 Inch	Valve	0	0	0	0	0	0
484	06-12-2025	Strainer Drain 1st (IV U/S Flange)	367	"	Flange	0	0	0	0	0	0
485	06-12-2025	Strainer Drain 1st (IV D/S Flange)	368	"	Flange	0	0	0	0	0	0
486	06-12-2025	Strainer Drain 1st (IV Flange/Bonnet)	369	"	Flange	0	0	0	0	0	0
487	06-12-2025	Strainer Drain 2nd (IV Gland)	370	"	Valve	0	0	0	0	0	0
488	06-12-2025	Strainer Drain 2nd (IV Flange/Bonnet)	371	"	Flange	0	0	0	0	0	0
489	06-12-2025	Strainer Drain 2nd (End Flange)	372	"	Flange	0	0	0	0	0	0
490	06-12-2025	Vapor Eleminator (Top Flange)	373	"	Valve	0	0	0	0	0	0
491	06-12-2025	Vapor Eleminator drain line (B/V Gland)	374	0.5 Inch	Flange	0	0	0	0	0	0
492	06-12-2025	Vapor Eleminator drain line (End Cap)	375	"	Flange(Cap)	0	0	0	0	0	0
493	06-12-2025	After Vapour Eliminator (IV Gland)	376	3 Inch	Valve	253.8	0.000304	0.00729314	253.8	0.000304	0.007293141
494	06-12-2025	After Vapour Eliminator (IV U/S Flange)	377	"	Flange	0	0	0	0	0	0
495	06-12-2025	After Vapour Eliminator (IV D/S Flange)	378	"	Flange	0	0	0	0	0	0
496	06-12-2025	After Vapour Eliminator (IV Flange/Bonnet)	379	"	Flange	0	0	0	0	0	0
497	06-12-2025	LPG Loading Bypass line (B/V Gland)	380	"	Valve	0	0	0	0	0	0
498	06-12-2025	LPG Loading Bypass line (B/V U/S Flange)	381	"	Flange	0	0	0	0	0	0
499	06-12-2025	LPG Loading Bypass line (B/V D/S Flange)	382	"	Flange	0	0	0	0	0	0
500	06-12-2025	Sick T/L UnLoading line (B/V Gland)	383	"	Valve	0	0	0	0	0	0
501	06-12-2025	Sick T/L UnLoading line (B/V U/S Flange)	384	"	Flange	0	0	0	0	0	0
502	06-12-2025	Sick T/L UnLoading line (B/V D/S Flange)	385	"	Flange	0	0	0	0	0	0
503	06-12-2025	Vent To FA line (I/V Gland)	386	"	Valve	0	0	0	0	0	0
504	06-12-2025	Vent To FA line (I/V Flange/Bonnet)	387	"	Flange	0	0	0	0	0	0
505	06-12-2025	Vapour line from Sphere line (B/V Gland)	388	2 Inch	Valve	0	0	0	0	0	0
506	06-12-2025	Vapour line from Sphere line (B/V U/S Flange)	389	"	Flange	0	0	0	0	0	0
507	06-12-2025	Vapour line from Sphere line (B/V D/S Flange)	390	"	Flange	0	0	0	0	0	0
508	06-12-2025	Vapour line from Compressor line (IV Gland)	391	"	Valve	0	0	0	0	0	0
509	06-12-2025	Vapour line from Compressor line (IV U/S Flange)	392	"	Flange	0	0	0	0	0	0
510	06-12-2025	Vapour line from Compressor line (IV D/S Flange)	393	"	Flange	0	0	0	0	0	0
511	06-12-2025	4" - P-52-1001BIA line I/V (Near T-103 Ground/52-V-1009 south side) (IV Gland)	394	4 Inch	Valve	0	0	0	0	0	0

Sr.No.	Date	Location	Tag No.	Line Size	Componenet Type	Screening Value (PPM) before Repair	Emission Kg/Hr	Emission Kg/day	Screening Value (PPM) afterRepair	Emission Kg/Hr	Emission Kg/day
512	06-12-2025	4" - P-52-1001BIA line I/V (Near T-103 Ground/52-V-1009 south side) (IV U/S Flange)	395	"	Flange	0	0	0	0	0	0
513	06-12-2025	4" - P-52-1001BIA line I/V (Near T-103 Ground/52-V-1009 south side) (IV D/S Flange)	396	"	Flange	0	0	0	0	0	0
514	06-12-2025	4" - P-52-1001BIA line I/V (Near T-103 Ground/52-V-1009 south side) (IV Flange/Bonnet)	397	"	Flange	0	0	0	0	0	0

Sr.No.	Date	Location	Tag No.	Line Size	Componenet Type	Screening Value (PPM) before Repair	Emission Kg/Hr	Emission Kg/day	Screening Value (PPM) afterRepair	Emission Kg/Hr	Emission Kg/day
CRU-MSQ											
1	08-12-2025	22-F-001 F.G Burner (A/V Gland)	1	1.5 Inch	Valve	0	0	0	0	0	0
2	08-12-2025	22-F-001 F.G Burner (A/V U/S Flange)	2	"	Flange	0	0	0	0	0	0
3	08-12-2025	22-F-001 F.G Burner (A/V D/S Flange)	3	"	Flange	0	0	0	0	0	0
4	08-12-2025	22-F-002 F.G Burner (A/V Gland)	4	"	Valve	0	0	0	0	0	0
5	08-12-2025	22-F-002 F.G Burner (A/V U/S Flange)	5	"	Flange	0	0	0	0	0	0
6	08-12-2025	22-F-002 F.G Burner (A/V D/S Flange)	6	"	Flange	0	0	0	0	0	0
7	08-12-2025	22-F-003 F.G Burner (A/V Gland)	7	1.5 Inch	Valve	0	0	0	0	0	0
8	08-12-2025	22-F-003 F.G Burner (A/V U/S Flange)	8	"	Flange	0	0	0	0	0	0
9	08-12-2025	22-F-003 F.G Burner (A/V D/S Flange)	9	"	Flange	0	0	0	0	0	0
10	08-12-2025	22-F-004 F.G Burner (A/V Gland)	10	"	Valve	0	0	0	0	0	0
11	08-12-2025	22-F-004 F.G Burner (A/V U/S Flange)	11	"	Flange	0	0	0	0	0	0
12	08-12-2025	22-F-004 F.G Burner (A/V D/S Flange)	12	"	Flange	0	0	0	0	0	0
13	08-12-2025	22-PV-206 (C/V Gland)	13	1.5 Inch	Valve	34.6	0.000085	0.002029167	34.6	0.000085	0.002029167
14	08-12-2025	22-PV-206 (C/V U/S Flange)	14	"	Flange	0	0	0	0	0	0
15	08-12-2025	22-PV-206 (C/V D/S Flange)	15	"	Flange	0	0	0	0	0	0
16	08-12-2025	22-PV-206 U/S line (I/V Gland)	16	Insulation	Valve	0	0	0	0	0	0
17	08-12-2025	22-PV-206 D/S line (I/V Gland)	17	"	Valve	62.1	0.000123	0.0029539	62.1	0.000123	0.0029539
18	08-12-2025	22-PV-206 Bypass line (I/V Gland)	18	"	Valve	0	0	0	0	0	0
19	08-12-2025	22-PV-206 U/S line drain (I/V Gland)	19	0.5 Inch	Valve	0	0	0	0	0	0
20	08-12-2025	22-PV-206 U/S line drain (I/V Flange/Bonnet)	20	"	Flange	0	0	0	0	0	0
21	08-12-2025	22-PV-206 U/S line drain (End Flange)	21	"	Flange	0	0	0	0	0	0
22	08-12-2025	22-PV-206 D/S line drain (I/V Gland)	22	0.5 Inch	Valve	0	0	0	0	0	0
23	08-12-2025	22-PV-206 D/S line drain (I/V Flange/Bonnet)	23	"	Flange	0	0	0	0	0	0
24	08-12-2025	22-PV-206 D/S line drain (End Flange)	24	"	Flange	0	0	0	0	0	0
25	08-12-2025	22-PV-212 (C/V Gland)	25	1.5 Inch	Valve	0	0	0	0	0	0
26	08-12-2025	22-PV-212 (C/V U/S Flange)	26	"	Flange	0	0	0	0	0	0
27	08-12-2025	22-PV-212 (C/V D/S Flange)	27	"	Flange	0	0	0	0	0	0
28	08-12-2025	22-PV-212 (C/V Flange/Bonnet)	28	"	Flange	0	0	0	0	0	0
29	08-12-2025	22-PV-212 U/S line (I/V Gland)	29	"	Valve	0	0	0	0	0	0
30	08-12-2025	22-PV-212 D/S line (I/V Gland)	30	"	Valve	0	0	0	0	0	0
31	08-12-2025	22-PV-212 Bypass line (I/V Gland)	31	"	Valve	0	0	0	0	0	0
32	08-12-2025	22-PV-212 U/S line drain(I/V Gland)	32	0.5 Inch	Valve	0	0	0	0	0	0
33	08-12-2025	22-PV-212 U/S line drain(I/V Flange/Bonnet)	33	"	Flange	0	0	0	0	0	0
34	08-12-2025	22-PV-212 U/S line drain(End Flange)	34	"	Flange	0	0	0	0	0	0
35	08-12-2025	22-PV-212 D/S line drain(I/V Gland)	35	"	Valve	0	0	0	0	0	0
36	08-12-2025	22-PV-212 D/S line drain(I/V Flange/Bonnet)	36	"	Flange	0	0	0	0	0	0
37	08-12-2025	22-PV-212 D/S line drain(End Flange)	37	"	Flange	0	0	0	0	0	0
38	08-12-2025	FG To 22-F-003 line (I/V Gland)	38	"	Valve	0	0	0	0	0	0
39	08-12-2025	FG To 22-F-003 line (I/V U/S Flange)	39	"	Flange	0	0	0	0	0	0

Sr.No.	Date	Location	Tag No.	Line Size	Componenet Type	Screening Value (PPM) before Repair	Emission Kg/Hr	Emission Kg/day	Screening Value (PPM) afterRepair	Emission Kg/Hr	Emission Kg/day
40	08-12-2025	FG To 22-F-003 line (I/V D/S Flange)	40	"	Flange	0	0	0	0	0	0
41	08-12-2025	FG To 22-F-003 line (I/V Flange/Bonnet)	41	"	Flange	0	0	0	0	0	0
42	08-12-2025	FG To 22-F-004 line (I/V Gland)	42	"	Valve	0	0	0	0	0	0
43	08-12-2025	22-PV-306 (C/V Gland)	43	1.5 Inch	Valve	0	0	0	0	0	0
44	08-12-2025	22-PV-306 (C/V U/S Flange)	44	"	Flange	0	0	0	0	0	0
45	08-12-2025	22-PV-306 (C/V D/S Flange)	45	"	Flange	0	0	0	0	0	0
46	08-12-2025	22-PV-306 (C/V Flange/Bonnet)	46	"	Flange	0	0	0	0	0	0
47	08-12-2025	22-PV-306 U/S line (I/V Gland)	47	2 Inch	Valve	0	0	0	0	0	0
48	08-12-2025	22-PV-306 U/S line (I/V U/S Flange)	48	"	Flange	0	0	0	0	0	0
49	08-12-2025	22-PV-306 U/S line (I/V D/S Flange)	49	"	Flange	0	0	0	0	0	0
50	08-12-2025	22-PV-306 U/S line (I/V Flange/Bonnet)	50	"	Flange	0	0	0	0	0	0
51	08-12-2025	22-PV-306 D/S line (I/V Gland)	51	"	Valve	0	0	0	0	0	0
52	08-12-2025	22-PV-306 D/S line (I/V U/S Flange)	52	"	Flange	0	0	0	0	0	0
53	08-12-2025	22-PV-306 D/S line (I/V D/S Flange)	53	"	Flange	0	0	0	0	0	0
54	08-12-2025	22-PV-306 D/S line (I/V Flange/Bonnet)	54	"	Flange	0	0	0	0	0	0
55	08-12-2025	22-PV-306 Bypass line (I/V Gland)	55	"	Valve	0	0	0	0	0	0
56	08-12-2025	22-PV-306 Bypass line (I/V U/S Flange)	56	"	Flange	0	0	0	0	0	0
57	08-12-2025	22-PV-306 Bypass line (I/V D/S Flange)	57	"	Flange	0	0	0	0	0	0
58	08-12-2025	22-PV-306 Bypass line (I/V Flange/Bonnet)	58	"	Flange	0	0	0	0	0	0
59	08-12-2025	22-PV-306 U/S drain line (I/V Gland)	59	0.5 Inch	Valve	0	0	0	0	0	0
60	08-12-2025	22-PV-306 U/S drain line (I/V Flange/Bonnet)	60	"	Flange	0	0	0	0	0	0
61	08-12-2025	22-PV-306 U/S drain line (End Flange)	61	"	Flange	0	0	0	0	0	0
62	08-12-2025	22-PV-306 D/S drain line (I/V Gland)	62	"	Valve	0	0	0	0	0	0
63	08-12-2025	22-PV-306 D/S drain line (I/V Flange/Bonnet)	63	"	Flange	0	0	0	0	0	0
64	08-12-2025	22-PV-306 D/S drain line (End Flange)	64	"	Flange	0	0	0	0	0	0
65	08-12-2025	22-PV-313 (C/V Gland)	65	1.5 Inch	Valve	0	0	0	0	0	0
66	08-12-2025	22-PV-313 (C/V U/S Flange)	66	"	Flange	0	0	0	0	0	0
67	08-12-2025	22-PV-313 (C/V D/S Flange)	67	"	Flange	0	0	0	0	0	0
68	08-12-2025	22-PV-313 (C/V Flange/Bonnet)	68	"	Flange	0	0	0	0	0	0
69	08-12-2025	22-PV-313 U/S line (I/V Gland)	69	"	Valve	0	0	0	0	0	0
70	08-12-2025	22-PV-313 D/S line (I/V Gland)	70	"	Valve	0	0	0	0	0	0
71	08-12-2025	22-PV-313 Bypass line (I/V Gland)	71	"	Valve	0	0	0	0	0	0
72	08-12-2025	22-PV-313 U/S drain line (I/V Gland)	72	0.5 Inch	Valve	0	0	0	0	0	0
73	08-12-2025	22-PV-313 U/S drain line(I/V Flange/Bonnet)	73	"	Flange	0	0	0	0	0	0
74	08-12-2025	22-PV-313 U/S drain line (End Flange)	74	"	Flange	0	0	0	0	0	0
75	08-12-2025	22-PV-313 D/S drain line (I/V Gland)	75	"	Valve	0	0	0	0	0	0
76	08-12-2025	22-PV-313 D/S drain line(I/V Flange/Bonnet)	76	"	Flange	0	0	0	0	0	0
77	08-12-2025	22-PV-313 D/S drain line (End Flange)	77	"	Flange	0	0	0	0	0	0
78	08-12-2025	25-FV-2201 (C/V Gland)	78	1 Inch	Valve	11535	0.003522	0.0845369	11535	0.003522	0.0845369
79	08-12-2025	25-FV-2201 (C/V U/S Flange)	79	"	Flange	0	0	0	0	0	0

Sr.No.	Date	Location	Tag No.	Line Size	Componenet Type	Screening Value (PPM) before Repair	Emission Kg/Hr	Emission Kg/day	Screening Value (PPM) afterRepair	Emission Kg/Hr	Emission Kg/day
80	08-12-2025	25-FV-2201 (C/V D/S Flange)	80	"	Flange	0	0	0	0	0	0
81	08-12-2025	25-FV-2201 (C/V Flange/Bonnet)	81	"	Flange	0	0	0	0	0	0
82	08-12-2025	25-FV-2201 U/S line (I/V Gland)	82	1.5 Inch	Valve	24.8	0.000068	0.00163 8585	24.8	0.000068	0.001638 585
83	08-12-2025	25-FV-2201 U/S line (I/V Flange/Bonnet)	83	"	Flange	0	0	0	0	0	0
84	08-12-2025	25-FV-2201 D/S line (I/V Gland)	84	"	Valve	0	0	0	0	0	0
85	08-12-2025	25-FV-2201 D/S line (I/V Flange/Bonnet)	85	"	Flange	0	0	0	0	0	0
86	08-12-2025	25-FV-2201 Bypass line (I/V Gland)	86	"	Valve	0	0	0	0	0	0
87	08-12-2025	25-FV-2201 Bypass line (I/V Flange/Bonnet)	87	"	Flange	0	0	0	0	0	0
88	08-12-2025	25-FV-2201 U/S drain line (I/V Gland)	88	0.5 Inch	Valve	0	0	0	0	0	0
89	08-12-2025	25-FV-2201 U/S drain line (I/V Flange/Bonnet)	89	"	Flange	0	0	0	0	0	0
90	08-12-2025	25-FV-2201 U/S drain line (End Flange)	90	"	Flange	0	0	0	0	0	0
91	08-12-2025	25-FV-2201 D/S drain line (I/V Gland)	91	0.5 Inch	Valve	0	0	0	0	0	0
92	08-12-2025	25-FV-2201 D/S drain line (I/V Flange/Bonnet)	92	"	Flange	0	0	0	0	0	0
93	08-12-2025	25-FV-2201 D/S drain line (End Flange)	93	"	Flange	0	0	0	0	0	0
94	08-12-2025	25-MP-001A Suction line (I/V Gland)	94	6 Inch	Valve	0	0	0	0	0	0
95	08-12-2025	25-MP-001A Suction line (I/V U/S Flange)	95	"	Flange	0	0	0	0	0	0
96	08-12-2025	25-MP-001A Suction line (I/V D/S Flange)	96	"	Flange	0	0	0	0	0	0
97	08-12-2025	25-MP-001A Suction line (I/V Flange/Bonnet)	97	"	Flange	0	0	0	0	0	0
98	08-12-2025	25-MP-001A Discharge line (I/V Gland)	98	4 Inch	Valve	0	0	0	0	0	0
99	08-12-2025	25-MP-001A Discharge line (I/V U/S Flange)	99	"	Flange	0	0	0	0	0	0
100	08-12-2025	25-MP-001A Discharge line (I/V D/S Flange)	100	"	Flange	0	0	0	0	0	0
101	08-12-2025	25-MP-001A Discharge line (I/V Flange/Bonnet)	101	"	Flange	0	0	0	0	0	0
102	08-12-2025	25-MP-001A Discharge line (NRV Top Flange)	102	"	Flange	0	0	0	0	0	0
103	08-12-2025	25-MP-001A Discharge line (NRV U/S Flange)	103	"	Flange	0	0	0	0	0	0
104	08-12-2025	25-MP-001A Discharge line (NRV D/S Flange)	104	"	Flange	0	0	0	0	0	0
105	08-12-2025	25-MP-001B Suction line (I/V Gland)	105	6 Inch	Valve	14.2	0.000048	0.00114 5513	14.2	0.000048	0.001145 513
106	08-12-2025	25-MP-001B Suction line (I/V U/S Flange)	106	"	Flange	0	0	0	0	0	0
107	08-12-2025	25-MP-001B Suction line (I/V D/S Flange)	107	"	Flange	0	0	0	0	0	0
108	08-12-2025	25-MP-001B Suction line (I/V Flange/Bonnet)	108	"	Flange	0	0	0	0	0	0
109	08-12-2025	25-MP-001B Discharge line (I/V Gland)	109	4 Inch	Valve	8.2	0.000034	0.00080 5192	8.2	0.000034	0.000805 192
110	08-12-2025	25-MP-001B Discharge line (I/V U/S Flange)	110	"	Flange	0	0	0	0	0	0
111	08-12-2025	25-MP-001B Discharge line (I/V D/S Flange)	111	"	Flange	0	0	0	0	0	0
112	08-12-2025	25-MP-001B Discharge line (I/V Flange/Bonnet)	112	"	Flange	0	0	0	0	0	0
113	08-12-2025	25-MP-001B Discharge line (NRV Top Flange)	113	"	Flange	0	0	0	0	0	0
114	08-12-2025	25-MP-001B Discharge line (NRV U/S Flange)	114	"	Flange	0	0	0	0	0	0
115	08-12-2025	25-MP-001B Discharge line (NRV D/S Flange)	115	"	Flange	0	0	0	0	0	0
116	08-12-2025	25-FV-2251 (C/V Gland)	116	1.5 Inch	Valve	0	0	0	0	0	0
117	08-12-2025	25-FV-2251 (C/V U/S Flange)	117	"	Flange	0	0	0	0	0	0
118	08-12-2025	25-FV-2251 (C/V D/S Flange)	118	"	Flange	0	0	0	0	0	0
119	08-12-2025	25-FV-2251 (C/V Flange/Bonnet)	119	"	Flange	0	0	0	0	0	0

Sr.No.	Date	Location	Tag No.	Line Size	Componenet Type	Screening Value (PPM) before Repair	Emission Kg/Hr	Emission Kg/day	Screening Value (PPM) afterRepair	Emission Kg/Hr	Emission Kg/day
120	08-12-2025	25-FV-2251 U/S line (I/V Gland)	120	2 Inch	Valve	0	0	0	0	0	0
121	08-12-2025	25-FV-2251 U/S line (I/V Flange/Bonnet)	121	"	Flange	0	0	0	0	0	0
122	08-12-2025	25-FV-2251 D/S line (I/V Gland)	122	"	Valve	0	0	0	0	0	0
123	08-12-2025	25-FV-2251 D/S line (I/V Flange/Bonnet)	123	"	Flange	0	0	0	0	0	0
124	08-12-2025	25-FV-2251 Bypass line (I/V Gland)	124	"	Valve	0	0	0	0	0	0
125	08-12-2025	25-FV-2251 Bypass line (I/V Flange/Bonnet)	125	"	Flange	0	0	0	0	0	0
126	08-12-2025	25-FV-2251 U/S drain line (I/V Gland)	126	0.5 Inch	Valve	0	0	0	0	0	0
127	08-12-2025	25-FV-2251 U/S drain line (I/V Flange/Bonnet)	127	"	Flange	0	0	0	0	0	0
128	08-12-2025	25-FV-2251 U/S drain line (End Flange)	128	"	Flange	0	0	0	0	0	0
129	08-12-2025	25-FV-2251 D/S drain line (I/V Gland)	129	"	Valve	0	0	0	0	0	0
130	08-12-2025	25-FV-2251 D/S drain line (I/V Flange/Bonnet)	130	"	Flange	0	0	0	0	0	0
131	08-12-2025	25-FV-2251 D/S drain line (End Flange)	131	"	Flange	0	0	0	0	0	0
132	08-12-2025	25-MP-007A Suction line (I/V Gland)	132	6 Inch	Valve	68.3	0.000131	0.003139996	68.3	0.000131	0.003139996
133	08-12-2025	25-MP-007A Suction line (I/V U/S Flange)	133	"	Flange	0	0	0	0	0	0
134	08-12-2025	25-MP-007A Suction line (I/V D/S Flange)	134	"	Flange	0	0	0	0	0	0
135	08-12-2025	25-MP-007A Suction line (I/V Flange/Bonnet)	135	"	Flange	0	0	0	0	0	0
136	08-12-2025	25-MP-007A Discharge line (I/V Gland)	136	3 Inch	Valve	0	0	0	0	0	0
137	08-12-2025	25-MP-007A Discharge line (I/V U/S Flange)	137	"	Flange	0	0	0	0	0	0
138	08-12-2025	25-MP-007A Discharge line (I/V D/S Flange)	138	"	Flange	0	0	0	0	0	0
139	08-12-2025	25-MP-007A Discharge line (I/V Flange/Bonnet)	139	"	Flange	0	0	0	0	0	0
140	08-12-2025	25-MP-007A Discharge line (NRV Top Flange)	140	"	Flange	0	0	0	0	0	0
141	08-12-2025	25-MP-007A Discharge line (NRV U/S Flange)	141	"	Flange	0	0	0	0	0	0
142	08-12-2025	25-MP-007A Discharge line (NRV D/S Flange)	142	"	Flange	0	0	0	0	0	0
143	08-12-2025	25-MP-007B Suction line (I/V Gland)	143	6 Inch	Valve	0	0	0	0	0	0
144	08-12-2025	25-MP-007B Suction line (I/V U/S Flange)	144	"	Flange	0	0	0	0	0	0
145	08-12-2025	25-MP-007B Suction line (I/V D/S Flange)	145	"	Flange	0	0	0	0	0	0
146	08-12-2025	25-MP-007B Suction line (I/V Flange/Bonnet)	146	"	Flange	0	0	0	0	0	0
147	08-12-2025	25-MP-007B Discharge line (I/V Gland)	147	3 Inch	Valve	1192	0.000820	0.019687944	1192	0.000820	0.019687944
148	08-12-2025	25-MP-007B Discharge line (I/V U/S Flange)	148	"	Flange	0	0	0	0	0	0
149	08-12-2025	25-MP-007B Discharge line (I/V D/S Flange)	149	"	Flange	0	0	0	0	0	0
150	08-12-2025	25-MP-007B Discharge line (I/V Flange/Bonnet)	150	"	Flange	0	0	0	0	0	0
151	08-12-2025	25-MP-007B Discharge line (NRV Top Flange)	151	"	Flange	0	0	0	0	0	0
152	08-12-2025	25-MP-007B Discharge line (NRV U/S Flange)	152	"	Flange	0	0	0	0	0	0
153	08-12-2025	25-MP-007B Discharge line (NRV D/S Flange)	153	"	Flange	0	0	0	0	0	0
154	08-12-2025	25-FV-2101 (C/V Gland)	154	2 Inch	Valve	1535	0.000965	0.023158616	1535	0.000965	0.023158616
155	08-12-2025	25-FV-2101 (C/V U/S Flange)	155	"	Flange	0	0	0	0	0	0
156	08-12-2025	25-FV-2101 (C/V D/S Flange)	156	"	Flange	0	0	0	0	0	0
157	08-12-2025	25-FV-2101 (C/V Flange/Bonnet)	157	"	Flange	0	0	0	0	0	0
158	08-12-2025	25-FV-2101 U/S line (I/V Gland)	158	4 Inch	Valve	7755	0.002730	0.065515527	7755	0.002730	0.065515527
159	08-12-2025	25-FV-2101 U/S line (I/V U/S Flange)	159	"	Flange	0	0	0	0	0	0

Sr.No.	Date	Location	Tag No.	Line Size	Componenet Type	Screening Value (PPM) before Repair	Emission Kg/Hr	Emission Kg/day	Screening Value (PPM) afterRepair	Emission Kg/Hr	Emission Kg/day
160	08-12-2025	25-FV-2101 U/S line (I/V D/S Flange)	160	"	Flange	0	0	0	0	0	0
161	08-12-2025	25-FV-2101 U/S line (I/V Flange/Bonnet)	161	"	Flange	0	0	0	0	0	0
162	08-12-2025	25-FV-2101 D/S line (I/V Gland)	162	"	Valve	586.2	0.000520	0.012482927	586.2	0.000520	0.012482927
163	08-12-2025	25-FV-2101 D/S line (I/V U/S Flange)	163	"	Flange	0	0	0	0	0	0
164	08-12-2025	25-FV-2101 D/S line (I/V D/S Flange)	164	"	Flange	0	0	0	0	0	0
165	08-12-2025	25-FV-2101 D/S line (I/V Flange/Bonnet)	165	"	Flange	0	0	0	0	0	0
166	08-12-2025	25-FV-2101 Bypass line (I/V Gland)	166	2 Inch	Valve	0	0	0	0	0	0
167	08-12-2025	25-FV-2101 Bypass line (I/V Flange/Bonnet)	167	"	Flange	0	0	0	0	0	0
168	08-12-2025	25-FV-2101 Main line upper (I/V Gland)	168	4 Inch	Valve	117.5	0.000185	0.004448313	117.5	0.000185	0.004448313
169	08-12-2025	25-FV-2101 Main line upper (I/V U/S Flange)	169	"	Flange	0	0	0	0	0	0
170	08-12-2025	25-FV-2101 Main line upper (I/V D/S Flange)	170	"	Flange	0	0	0	0	0	0
171	08-12-2025	25-FV-2101 Main line upper (I/V Flange/Bonnet)	171	"	Flange	0	0	0	0	0	0
172	08-12-2025	25-FV-2101 Main line lower (I/V Gland)	172	"	Valve	0	0	0	0	0	0
173	08-12-2025	25-FV-2101 Main line lower (I/V U/S Flange)	173	"	Flange	0	0	0	0	0	0
174	08-12-2025	25-FV-2101 Main line lower (I/V D/S Flange)	174	"	Flange	0	0	0	0	0	0
175	08-12-2025	25-FV-2101 Main line lower (I/V Flange/Bonnet)	175	"	Flange	0	0	0	0	0	0
176	08-12-2025	25-FV-2101 U/S drain line (I/V Gland)	176	0.5 Inch	Valve	0	0	0	0	0	0
177	08-12-2025	25-FV-2101 U/S drain line (I/V Flange/Bonnet)	177	"	Flange	0	0	0	0	0	0
178	08-12-2025	25-FV-2101 U/S drain line (End Flange)	178	"	Flange	0	0	0	0	0	0
179	08-12-2025	25-FV-2101 D/S drain line (I/V Gland)	179	"	Valve	0	0	0	0	0	0
180	08-12-2025	25-FV-2101 D/S drain line (I/V Flange/Bonnet)	180	"	Flange	0	0	0	0	0	0
181	08-12-2025	25-FV-2101 D/S drain line (End Flange)	181	"	Flange	0	0	0	0	0	0
182	08-12-2025	22-FV-2401 (C/V Gland)	182	Insulation	Valve	0	0	0	0	0	0
183	08-12-2025	22-FV-2401 U/S line (I/V Gland)	183	"	Valve	18.5	0.000057	0.001357548	18.5	0.000057	0.001357548
184	08-12-2025	22-FV-2401 D/S line (I/V Gland)	184	"	Valve	0	0	0	0	0	0
185	08-12-2025	22-FV-2401 Bypass line (I/V Gland)	185	"	Valve	954.2	0.000711	0.017067092	954.2	0.000711	0.017067092
186	08-12-2025	22-FV-2401 U/S drain line (I/V Gland)	186	0.5 Inch	Valve	0	0	0	0	0	0
187	08-12-2025	22-FV-2401 U/S drain line (I/V Flange/Bonnet)	187	"	Flange	0	0	0	0	0	0
188	08-12-2025	22-FV-2401 U/S drain line (End Flange)	188	"	Flange	0	0	0	0	0	0
189	08-12-2025	22-FV-2401 D/S drain line (I/V Gland)	189	"	Valve	0	0	0	0	0	0
190	08-12-2025	22-FV-2401 D/S drain line (I/V Flange/Bonnet)	190	"	Flange	0	0	0	0	0	0
191	08-12-2025	22-FV-2401 D/S drain line (End Flange)	191	"	Flange	0	0	0	0	0	0
192	08-12-2025	22-MP-02A Suction line (I/V Gland)	192	3 Inch	Valve	0	0	0	0	0	0
193	08-12-2025	22-MP-02A Suction line (I/V U/S Flange)	193	"	Flange	0	0	0	0	0	0
194	08-12-2025	22-MP-02A Suction line (I/V D/S Flange)	194	"	Flange	0	0	0	0	0	0
195	08-12-2025	22-MP-02A Suction line (I/V Flange/Bonnet)	195	"	Flange	0	0	0	0	0	0
196	08-12-2025	22-MP-02A Discharge line (I/V Gland)	196	2 Inch	Valve	0	0	0	0	0	0
197	08-12-2025	22-MP-02A Discharge line (I/V U/S Flange)	197	"	Flange	0	0	0	0	0	0
198	08-12-2025	22-MP-02A Discharge line (I/V D/S Flange)	198	"	Flange	0	0	0	0	0	0
199	08-12-2025	22-MP-02A Discharge line (I/V Flange/Bonnet)	199	"	Flange	0	0	0	0	0	0

Sr.No.	Date	Location	Tag No.	Line Size	Componenet Type	Screening Value (PPM) before Repair	Emission Kg/Hr	Emission Kg/day	Screening Value (PPM) afterRepair	Emission Kg/Hr	Emission Kg/day
200	08-12-2025	22-MP-02A Discharge line (NRV Top Flange)	200	"	Flange	0	0	0	0	0	0
201	08-12-2025	22-MP-02A Discharge line (NRV U/S Flange)	201	"	Flange	0	0	0	0	0	0
202	08-12-2025	22-MP-02B Suction line (I/V Gland)	202	3 Inch	Valve	0	0	0	0	0	0
203	08-12-2025	22-MP-02B Suction line (I/V U/S Flange)	203	"	Flange	0	0	0	0	0	0
204	08-12-2025	22-MP-02B Suction line (I/V D/S Flange)	204	"	Flange	0	0	0	0	0	0
205	08-12-2025	22-MP-02B Suction line (I/V Flange/Bonnet)	205	"	Flange	0	0	0	0	0	0
206	08-12-2025	22-MP-02B Discharge line (I/V Gland)	206	2 Inch	Valve	0	0	0	0	0	0
207	08-12-2025	22-MP-02B Discharge line (I/V U/S Flange)	207	"	Flange	0	0	0	0	0	0
208	08-12-2025	22-MP-02B Discharge line (I/V D/S Flange)	208	"	Flange	0	0	0	0	0	0
209	08-12-2025	22-MP-02B Discharge line (I/V Flange/Bonnet)	209	"	Flange	0	0	0	0	0	0
210	08-12-2025	22-MP-02B Discharge line (NRV Top Flange)	210	"	Flange	0	0	0	0	0	0
211	08-12-2025	22-MP-02B Discharge line (NRV U/S Flange)	211	"	Flange	0	0	0	0	0	0
212	09-12-2025	22-FV-2102 (C/V Gland)	212	Insulation	Valve	0	0	0	0	0	0
213	09-12-2025	22-FV-2102 U/S line (I/V Gland)	213	2 Inch	Valve	202.7	0.000263	0.006312932	202.7	0.000263	0.006312932
214	09-12-2025	22-FV-2102 U/S line (I/V Flange/Bonnet)	214	"	Flange	0	0	0	0	0	0
215	09-12-2025	22-FV-2102 D/S line (I/V Gland)	215	"	Valve	0	0	0	0	0	0
216	09-12-2025	22-FV-2102 D/S line (I/V Flange/Bonnet)	216	"	Flange	0	0	0	0	0	0
217	09-12-2025	22-FV-2102 Bypass line (I/V Gland)	217	"	Valve	0	0	0	0	0	0
218	09-12-2025	22-FV-2102 Bypass line (I/V Flange/Bonnet)	218	"	Flange	0	0	0	0	0	0
219	09-12-2025	22-FV-2102 U/S drain line (I/V Gland)	219	0.5 Inch	Valve	0	0	0	0	0	0
220	09-12-2025	22-FV-2102 U/S drain line (I/V Flange/Bonnet)	220	"	Flange	0	0	0	0	0	0
221	09-12-2025	22-FV-2102 U/S drain line (End Flange)	221	"	Flange	0	0	0	0	0	0
222	09-12-2025	22-FV-2102 D/S drain line (I/V Gland)	222	"	Valve	0	0	0	0	0	0
223	09-12-2025	22-FV-2102 D/S drain line (I/V Flange/Bonnet)	223	"	Flange	0	0	0	0	0	0
224	09-12-2025	22-FV-2102 D/S drain line (End Flange)	224	"	Flange	0	0	0	0	0	0
225	09-12-2025	22-PV-2102 (C/V Gland)	225	Insulation	Valve	0	0	0	0	0	0
226	09-12-2025	22-PV-2102 U/S line (I/V Gland)	226	"	Valve	18.5	0.000057	0.001357548	18.5	0.000057	0.001357548
227	09-12-2025	22-PV-2102 D/S line (I/V Gland)	227	"	Valve	0	0	0	0	0	0
228	09-12-2025	22-PV-2102 Bypass line (I/V Gland)	228	"	Valve	964.8	0.000716	0.017188571	964.8	0.000716	0.017188571
229	09-12-2025	22-PV-2102 U/S drain line (I/V Gland)	229	0.5 Inch	Valve	0	0	0	0	0	0
230	09-12-2025	22-PV-2102 U/S drain line (I/V Flange/Bonnet)	230	"	Flange	0	0	0	0	0	0
231	09-12-2025	22-PV-2102 U/S drain line (End Flange)	231	"	Flange	0	0	0	0	0	0
232	09-12-2025	22-PV-2102 D/S drain line (I/V Gland)	232	"	Valve	0	0	0	0	0	0
233	09-12-2025	22-PV-2102 D/S drain line (I/V Flange/Bonnet)	233	"	Flange	0	0	0	0	0	0
234	09-12-2025	22-PV-2102 D/S drain line (End Flange)	234	"	Flange	0	0	0	0	0	0
235	09-12-2025	25-FT-2402 (U/S Flange)	235	1.5 Inch	Flange	0	0	0	0	0	0
236	09-12-2025	25-FT-2402 (D/S Flange)	236	"	Flange	0	0	0	0	0	0
237	09-12-2025	25-FT-2402 U/S line (I/V Gland)	237	4 Inch	Valve	0	0	0	0	0	0
238	09-12-2025	25-FT-2402 U/S line (I/V U/S Flange)	238	"	Flange	0	0	0	0	0	0
239	09-12-2025	25-FT-2402 U/S line (I/V D/S Flange)	239	"	Flange	0	0	0	0	0	0

Sr.No.	Date	Location	Tag No.	Line Size	Componenet Type	Screening Value (PPM) before Repair	Emission Kg/Hr	Emission Kg/day	Screening Value (PPM) afterRepair	Emission Kg/Hr	Emission Kg/day
240	09-12-2025	25-FT-2402 U/S line (I/V Flange/Bonnet)	240	"	Flange	0	0	0	0	0	0
241	09-12-2025	25-FT-2402 D/S line (I/V Gland)	241	"	Valve	747.3	0.000608	0.01458864	747.3	0.000608	0.01458864
242	09-12-2025	25-FT-2402 D/S line (I/V U/S Flange)	242	"	Flange	0	0	0	0	0	0
243	09-12-2025	25-FT-2402 D/S line (I/V D/S Flange)	243	"	Flange	0	0	0	0	0	0
244	09-12-2025	25-FT-2402 D/S line (I/V Flange/Bonnet)	244	"	Flange	0	0	0	0	0	0
245	09-12-2025	25-FT-2402 Bypass line (I/V Gland)	245	3 Inch	Valve	0	0	0	0	0	0
246	09-12-2025	25-FT-2402 Bypass line (I/V U/S Flange)	246	"	Flange	0	0	0	0	0	0
247	09-12-2025	25-FT-2402 Bypass line (I/V D/S Flange)	247	"	Flange	0	0	0	0	0	0
248	09-12-2025	25-FT-2402 Bypass line (I/V Flange/Bonnet)	248	"	Flange	0	0	0	0	0	0
249	09-12-2025	25-FT-2402 U/S drain line (I/V Gland)	249	0.5 Inch	Valve	0	0	0	0	0	0
250	09-12-2025	25-FT-2402 U/S drain line (I/V Flange/Bonnet)	250	"	Flange	0	0	0	0	0	0
251	09-12-2025	25-FT-2402 U/S drain line (End Flange)	251	"	Flange	0	0	0	0	0	0
252	09-12-2025	25-FT-2402 D/S drain line (I/V Gland)	252	"	Valve	0	0	0	0	0	0
253	09-12-2025	25-FT-2402 D/S drain line (I/V Flange/Bonnet)	253	"	Flange	0	0	0	0	0	0
254	09-12-2025	25-FT-2402 D/S drain line (End Flange)	254	"	Flange	0	0	0	0	0	0
255	09-12-2025	22-LV-404 (C/V Gland)	255	1.5 Inch	Valve	0	0	0	0	0	0
256	09-12-2025	22-LV-404 (C/V U/S Flange)	256	"	Flange	0	0	0	0	0	0
257	09-12-2025	22-LV-404 (C/V D/S Flange)	257	"	Flange	0	0	0	0	0	0
258	09-12-2025	22-LV-404 (C/V Flange/Bonnet)	258	"	Flange	0	0	0	0	0	0
259	09-12-2025	22-LV-404 U/S line (I/V Gland)	259	2 Inch	Valve	0	0	0	0	0	0
260	09-12-2025	22-LV-404 U/S line (I/V U/S Flange)	260	"	Flange	0	0	0	0	0	0
261	09-12-2025	22-LV-404 U/S line (I/V D/S Flange)	261	"	Flange	0	0	0	0	0	0
262	09-12-2025	22-LV-404 U/S line (I/V Flange/Bonnet)	262	"	Flange	0	0	0	0	0	0
263	09-12-2025	22-LV-404 D/S line (I/V Gland)	263	"	Valve	0	0	0	0	0	0
264	09-12-2025	22-LV-404 D/S line (I/V U/S Flange)	264	"	Flange	0	0	0	0	0	0
265	09-12-2025	22-LV-404 D/S line (I/V D/S Flange)	265	"	Flange	0	0	0	0	0	0
266	09-12-2025	22-LV-404 D/S line (I/V Flange/Bonnet)	266	"	Flange	0	0	0	0	0	0
267	09-12-2025	22-LV-404 Bypass line (I/V Gland)	267	"	Valve	0	0	0	0	0	0
268	09-12-2025	22-LV-404 Bypass line (I/V U/S Flange)	268	"	Flange	0	0	0	0	0	0
269	09-12-2025	22-LV-404 Bypass line (I/V D/S Flange)	269	"	Flange	0	0	0	0	0	0
270	09-12-2025	22-LV-404 Bypass line (I/V Flange/Bonnet)	270	"	Flange	0	0	0	0	0	0
271	09-12-2025	22-LV-404 22-E-10 Bypass line (I/V Gland)	271	"	Valve	0	0	0	0	0	0
272	09-12-2025	22-LV-404 22-E-10 Bypass line (I/V U/S Flange)	272	"	Flange	0	0	0	0	0	0
273	09-12-2025	22-LV-404 22-E-10 Bypass line (I/V D/S Flange)	273	"	Flange	0	0	0	0	0	0
274	09-12-2025	22-LV-404 22-E-10 Bypass line (I/V Flange/Bonnet)	274	"	Flange	0	0	0	0	0	0
275	09-12-2025	22-LV-404 LR To LOWRON line (I/V Gland)	275	"	Valve	0	0	0	0	0	0
276	09-12-2025	22-LV-404 LR To LOWRON line (I/V U/S Flange)	276	"	Flange	0	0	0	0	0	0
277	09-12-2025	22-LV-404 LR To LOWRON line (I/V D/S Flange)	277	"	Flange	0	0	0	0	0	0
278	09-12-2025	22-LV-404 LR To LOWRON line (I/V Flange/Bonnet)	278	"	Flange	0	0	0	0	0	0
279	09-12-2025	22-LV-404 LR To Tank line (I/V Gland)	279	"	Valve	0	0	0	0	0	0

Sr.No.	Date	Location	Tag No.	Line Size	Componenet Type	Screening Value (PPM) before Repair	Emission Kg/Hr	Emission Kg/day	Screening Value (PPM) afterRepair	Emission Kg/Hr	Emission Kg/day
280	09-12-2025	22-LV-404 LR To Tank line (I/V Flange/Bonnet)	280	"	Flange	0	0	0	0	0	0
281	09-12-2025	22-LV-404 LR To Tank line (End Flange)	281	"	Flange	0	0	0	0	0	0
282	09-12-2025	22-LV-404 LR To Tank line (C/V Gland)	282	"	Valve	0	0	0	0	0	0
283	09-12-2025	22-LV-501 (C/V Gland)	283	1.5 Inch	Valve	0	0	0	0	0	0
284	09-12-2025	22-LV-501 (C/V U/S Flange)	284	"	Flange	0	0	0	0	0	0
285	09-12-2025	22-LV-501 (C/V D/S Flange)	285	"	Flange	0	0	0	0	0	0
286	09-12-2025	22-LV-501 (C/V Flange/Bonnet)	286	"	Flange	0	0	0	0	0	0
287	09-12-2025	22-LV-501 U/S line (I/V Gland)	287	2 Inch	Valve	0	0	0	0	0	0
288	09-12-2025	22-LV-501 U/S line (I/V Flange/Bonnet)	288	"	Flange	0	0	0	0	0	0
289	09-12-2025	22-LV-501 D/S line (I/V Gland)	289	"	Valve	0	0	0	0	0	0
290	09-12-2025	22-LV-501 D/S line (I/V Flange/Bonnet)	290	"	Flange	0	0	0	0	0	0
291	09-12-2025	22-LV-501 Bypass line (I/V Gland)	291	"	Valve	0	0	0	0	0	0
292	09-12-2025	22-LV-501 Bypass line (I/V Flange/Bonnet)	292	"	Flange	0	0	0	0	0	0
293	09-12-2025	22-LV-501 U/S drain line (I/V Gland)	293	0.5 Inch	Valve	0	0	0	0	0	0
294	09-12-2025	22-LV-501 U/S drain line (I/V Flange/Bonnet)	294	"	Flange	0	0	0	0	0	0
295	09-12-2025	22-LV-501 U/S drain line (End Flange)	295	"	Flange	0	0	0	0	0	0
296	09-12-2025	22-LV-501 D/S drain line (I/V Gland)	296	"	Valve	0	0	0	0	0	0
297	09-12-2025	22-LV-501 D/S drain line (I/V Flange/Bonnet)	297	"	Flange	0	0	0	0	0	0
298	09-12-2025	22-LV-501 D/S drain line (End Flange)	298	"	Flange	0	0	0	0	0	0
299	09-12-2025	22-PV-103A (C/V Gland)	299	1 Inch	Valve	1218	0.000832	0.019962576	1218	0.000832	0.019962576
300	09-12-2025	22-PV-103A (C/V U/S Flange)	300	"	Flange	0	0	0	0	0	0
301	09-12-2025	22-PV-103A (C/V D/S Flange)	301	"	Flange	0	0	0	0	0	0
302	09-12-2025	22-PV-103A (C/V Flange/Bonnet)	302	"	Flange	0	0	0	0	0	0
303	09-12-2025	22-PV-103A U/S line (I/V Gland)	303	1.5 Inch	Valve	170.1	0.000235	0.005640832	170.1	0.000235	0.005640832
304	09-12-2025	22-PV-103A U/S line (I/V U/S Flange)	304	"	Flange	0	0	0	0	0	0
305	09-12-2025	22-PV-103A U/S line (I/V D/S Flange)	305	"	Flange	0	0	0	0	0	0
306	09-12-2025	22-PV-103A U/S line (I/V Flange/Bonnet)	306	"	Flange	0	0	0	0	0	0
307	09-12-2025	22-PV-103A D/S line (I/V Gland)	307	"	Valve	7408	0.002651	0.063617858	7408	0.002651	0.063617858
308	09-12-2025	22-PV-103A D/S line (I/V U/S Flange)	308	"	Flange	0	0	0	0	0	0
309	09-12-2025	22-PV-103A D/S line (I/V D/S Flange)	309	"	Flange	0	0	0	0	0	0
310	09-12-2025	22-PV-103A D/S line (I/V Flange/Bonnet)	310	"	Flange	0	0	0	0	0	0
311	09-12-2025	22-PV-103A Bypass line (I/V Gland)	311	Insulation	Valve	0	0	0	0	0	0
312	09-12-2025	22-PV-103A Drain line (I/V Gland)	312	0.5 Inch	Valve	0	0	0	0	0	0
313	09-12-2025	22-PV-103A Drain line (I/V Flange/Bonnet)	313	"	Flange	0	0	0	0	0	0
314	09-12-2025	22-PV-103A Drain line (End Flange)	314	"	Flange	0	0	0	0	0	0
315	09-12-2025	22-PV-103B (C/V Gland)	315	1.5 Inch	Valve	47.3	0.000103	0.00248023	47.3	0.000103	0.00248023
316	09-12-2025	22-PV-103B (C/V U/S Flange)	316	"	Flange	0	0	0	0	0	0
317	09-12-2025	22-PV-103B (C/V D/S Flange)	317	"	Flange	0	0	0	0	0	0
318	09-12-2025	22-PV-103B (C/V Flange/Bonnet)	318	"	Flange	0	0	0	0	0	0
319	09-12-2025	22-PV-103B U/S line (I/V Gland)	319	3 Inch	Valve	0	0	0	0	0	0

Sr.No.	Date	Location	Tag No.	Line Size	Componenet Type	Screening Value (PPM) before Repair	Emission Kg/Hr	Emission Kg/day	Screening Value (PPM) afterRepair	Emission Kg/Hr	Emission Kg/day
320	09-12-2025	22-PV-103B U/S line (I/V U/S Flange)	320	"	Flange	0	0	0	0	0	0
321	09-12-2025	22-PV-103B U/S line (I/V D/S Flange)	321	"	Flange	0	0	0	0	0	0
322	09-12-2025	22-PV-103B U/S line (I/V Flange/Bonnet)	322	"	Flange	0	0	0	0	0	0
323	09-12-2025	22-PV-103B D/S line (I/V Gland)	323	4 Inch	Valve	0	0	0	0	0	0
324	09-12-2025	22-PV-103B D/S line (I/V U/S Flange)	324	"	Flange	0	0	0	0	0	0
325	09-12-2025	22-PV-103B D/S line (I/V D/S Flange)	325	"	Flange	0	0	0	0	0	0
326	09-12-2025	22-PV-103A D/S line (I/V Flange/Bonnet)	326	"	Flange	0	0	0	0	0	0
327	09-12-2025	22-PV-103B Bypass line (I/V Gland)	327	3 Inch	Valve	0	0	0	0	0	0
328	09-12-2025	22-PV-103B Bypass line (I/V U/S Flange)	328	"	Flange	0	0	0	0	0	0
329	09-12-2025	22-PV-103B Bypass line (I/V D/S Flange)	329	"	Flange	0	0	0	0	0	0
330	09-12-2025	22-PV-103B Bypass line (I/V Flange/Bonnet)	330	"	Flange	0	0	0	0	0	0
331	09-12-2025	22-PV-103B Drain line (I/V Gland)	331	0.5 Inch	Valve	0	0	0	0	0	0
332	09-12-2025	22-PV-103B Drain line (I/V Flange/Bonnet)	332	"	Flange	0	0	0	0	0	0
333	09-12-2025	22-PV-103B Drain line (End Flange)	333	"	Flange	0	0	0	0	0	0
334	09-12-2025	21-PV-202 (C/V Gland)	334	1 Inch	Valve	0	0	0	0	0	0
335	09-12-2025	21-PV-202 (C/V U/S Flange)	335	"	Flange	0	0	0	0	0	0
336	09-12-2025	21-PV-202 (C/V D/S Flange)	336	"	Flange	0	0	0	0	0	0
337	09-12-2025	21-PV-202 (C/V Flange/Bonnet)	337	"	Flange	0	0	0	0	0	0
338	09-12-2025	21-PV-202 U/S line (I/V Gland)	338	2 Inch	Valve	0	0	0	0	0	0
339	09-12-2025	21-PV-202 U/S line (I/V U/S Flange)	339	"	Flange	0	0	0	0	0	0
340	09-12-2025	21-PV-202 U/S line (I/V D/S Flange)	340	"	Flange	0	0	0	0	0	0
341	09-12-2025	21-PV-202 U/S line (I/V Flange/Bonnet)	341	"	Flange	0	0	0	0	0	0
342	09-12-2025	21-PV-202 D/S line (I/V Gland)	342	"	Valve	0	0	0	0	0	0
343	09-12-2025	21-PV-202 D/S line (I/V U/S Flange)	343	"	Flange	0	0	0	0	0	0
344	09-12-2025	21-PV-202 D/S line (I/V D/S Flange)	344	"	Flange	0	0	0	0	0	0
345	09-12-2025	21-PV-202 D/S line (I/V Flange/Bonnet)	345	"	Flange	0	0	0	0	0	0
346	09-12-2025	21-PV-202 Bypass line (I/V Gland)	346	1.5 Inch	Valve	0	0	0	0	0	0
347	09-12-2025	21-PV-202 Bypass line (I/V U/S Flange)	347	"	Flange	0	0	0	0	0	0
348	09-12-2025	21-PV-202 Bypass line (I/V D/S Flange)	348	"	Flange	0	0	0	0	0	0
349	09-12-2025	21-PV-202 Bypass line (I/V Flange/Bonnet)	349	"	Flange	0	0	0	0	0	0
350	09-12-2025	21-PV-202 Drain (I/V Gland)	350	0.5 Inch	Valve	0	0	0	0	0	0
351	09-12-2025	21-PV-202 Drain (I/V Flange/Bonnet)	351	"	Flange	0	0	0	0	0	0
352	09-12-2025	21-PV-202 Drain (End Flange)	352	"	Flange	0	0	0	0	0	0
353	09-12-2025	21-PV-202 To New Off Gas To FG Header line (I/V Gland)	353	3 Inch	Valve	0	0	0	0	0	0
354	09-12-2025	21-PV-202 To New Off Gas To FG Header line (I/V U/S Flange)	354	"	Flange	0	0	0	0	0	0
355	09-12-2025	21-PV-202 To New Off Gas To FG Header line (I/V D/S Flange)	355	"	Flange	0	0	0	0	0	0
356	09-12-2025	21-PV-202 To New Off Gas To FG Header line (I/V Flange/Bonnet)	356	"	Flange	0	0	0	0	0	0
357	09-12-2025	21-PV-202 To Flare line lower (I/V Gland)	357	2 Inch	Valve	0	0	0	0	0	0
358	09-12-2025	21-PV-202 To Flare line lower (I/V U/S Flange)	358	"	Flange	0	0	0	0	0	0
359	09-12-2025	21-PV-202 To Flare line lower (I/V D/S Flange)	359	"	Flange	0	0	0	0	0	0

Sr.No.	Date	Location	Tag No.	Line Size	Componenet Type	Screening Value (PPM) before Repair	Emission Kg/Hr	Emission Kg/day	Screening Value (PPM) afterRepair	Emission Kg/Hr	Emission Kg/day
360	09-12-2025	21-PV-202 To Flare line lower (I/V Flange/Bonnet)	360	"	Flange	0	0	0	0	0	0
361	09-12-2025	21-PV-202 To Flare line upper (I/V Gland)	361	"	Valve	0	0	0	0	0	0
362	09-12-2025	21-PV-202 To Flare line upper (I/V U/S Flange)	362	"	Flange	0	0	0	0	0	0
363	09-12-2025	21-PV-202 To Flare line upper (I/V D/S Flange)	363	"	Flange	0	0	0	0	0	0
364	09-12-2025	21-PV-202 To Flare line upper (I/V Flange/Bonnet)	364	"	Flange	0	0	0	0	0	0
365	09-12-2025	21-FV-205 (C/V Gland)	365	1.5 Inch	Valve	0	0	0	0	0	0
366	09-12-2025	21-FV-205 (C/V U/S Flange)	366	"	Flange	0	0	0	0	0	0
367	09-12-2025	21-FV-205 (C/V D/S Flange)	367	"	Flange	0	0	0	0	0	0
368	09-12-2025	21-FV-205 (C/V Flange/Bonnet)	368	"	Flange	0	0	0	0	0	0
369	09-12-2025	21-FV-205 U/S line (I/V Gland)	369	2 Inch	Valve	0	0	0	0	0	0
370	09-12-2025	21-FV-205 U/S line (I/V Flange/Bonnet)	370	"	Flange	0	0	0	0	0	0
371	09-12-2025	21-FV-205 D/S line (I/V Gland)	371	"	Valve	0	0	0	0	0	0
372	09-12-2025	21-FV-205 D/S line (I/V Flange/Bonnet)	372	"	Flange	0	0	0	0	0	0
373	09-12-2025	21-FV-205 Bypass line (I/V Gland)	373	1.5 Inch	Valve	0	0	0	0	0	0
374	09-12-2025	21-FV-205 Bypass line (I/V Flange/Bonnet)	374	"	Flange	0	0	0	0	0	0
375	09-12-2025	21-FV-205 Drain (I/V Gland)	375	0.5 Inch	Valve	0	0	0	0	0	0
376	09-12-2025	21-FV-205 Drain (I/V Flange/Bonnet)	376	"	Flange	0	0	0	0	0	0
377	09-12-2025	21-FV-205 Drain (End Flange)	377	"	Flange	0	0	0	0	0	0
378	09-12-2025	21-FV-206 (C/V Gland)	378	1.5 Inch	Valve	79.5	0.000144	0.00346 1519	79.5	0.000144	0.003461 519
379	09-12-2025	21-FV-206 (C/V U/S Flange)	379	"	Flange	0	0	0	0	0	0
380	09-12-2025	21-FV-206 (C/V D/S Flange)	380	"	Flange	0	0	0	0	0	0
381	09-12-2025	21-FV-206 (C/V Flange/Bonnet)	381	"	Flange	0	0	0	0	0	0
382	09-12-2025	21-FV-206 U/S line (I/V Gland)	382	2 Inch	Valve	0	0	0	0	0	0
383	09-12-2025	21-FV-206 U/S line (I/V U/S Flange)	383	"	Flange	0	0	0	0	0	0
384	09-12-2025	21-FV-206 U/S line (I/V D/S Flange)	384	"	Flange	0	0	0	0	0	0
385	09-12-2025	21-FV-206 U/S line (I/V Flange/Bonnet)	385	"	Flange	0	0	0	0	0	0
386	09-12-2025	21-FV-206 D/S line (I/V Gland)	386	"	Valve	0	0	0	0	0	0
387	09-12-2025	21-FV-206 D/S line (I/V U/S Flange)	387	"	Flange	0	0	0	0	0	0
388	09-12-2025	21-FV-206 D/S line (I/V D/S Flange)	388	"	Flange	0	0	0	0	0	0
389	09-12-2025	21-FV-206 D/S line (I/V Flange/Bonnet)	389	"	Flange	0	0	0	0	0	0
390	09-12-2025	21-FV-206 Drain (I/V Gland)	390	0.5 Inch	Valve	0	0	0	0	0	0
391	09-12-2025	21-FV-206 Drain (I/V Flange/Bonnet)	391	"	Flange	0	0	0	0	0	0
392	09-12-2025	21-FV-206 Drain (End Flange)	392	"	Flange	0	0	0	0	0	0
393	09-12-2025	21-MP-02A Suction line (I/V Gland)	393	3Inch	Valve	0	0	0	0	0	0
394	09-12-2025	21-MP-02A Suction line (I/V U/S Flange)	394	"	Flange	0	0	0	0	0	0
395	09-12-2025	21-MP-02A Suction line (I/V D/S Flange)	395	"	Flange	0	0	0	0	0	0
396	09-12-2025	21-MP-02A Suction line (I/V Flange/Bonnet)	396	"	Flange	0	0	0	0	0	0
397	09-12-2025	21-MP-02A Discharge line (I/V Gland)	397	2 Inch	Valve	0	0	0	0	0	0
398	09-12-2025	21-MP-02A Discharge line (I/V U/S Flange)	398	"	Flange	0	0	0	0	0	0
399	09-12-2025	21-MP-02A Discharge line (I/V D/S Flange)	399	"	Flange	0	0	0	0	0	0

Sr.No.	Date	Location	Tag No.	Line Size	Componenet Type	Screening Value (PPM) before Repair	Emission Kg/Hr	Emission Kg/day	Screening Value (PPM) afterRepair	Emission Kg/Hr	Emission Kg/day
400	09-12-2025	21-MP-02A Discharge line (I/V Flange/Bonnet)	400	"	Flange	0	0	0	0	0	0
401	09-12-2025	21-MP-02A Discharge line (NRV Top Flange)	401	"	Flange	0	0	0	0	0	0
402	09-12-2025	21-MP-02A Discharge line (NRV U/S Flange)	402	"	Flange	0	0	0	0	0	0
403	09-12-2025	21-MP-02B Suction line (I/V Gland)	403	3 Inch	Valve	0	0	0	0	0	0
404	09-12-2025	21-MP-02B Suction line (I/V U/S Flange)	404	"	Flange	0	0	0	0	0	0
405	09-12-2025	21-MP-02B Suction line (I/V D/S Flange)	405	"	Flange	0	0	0	0	0	0
406	09-12-2025	21-MP-02B Suction line (I/V Flange/Bonnet)	406	"	Flange	0	0	0	0	0	0
407	09-12-2025	21-MP-02B Discharge line (I/V Gland)	407	2 Inch	Valve	0	0	0	0	0	0
408	09-12-2025	21-MP-02B Discharge line (I/V U/S Flange)	408	"	Flange	0	0	0	0	0	0
409	09-12-2025	21-MP-02B Discharge line (I/V D/S Flange)	409	"	Flange	0	0	0	0	0	0
410	09-12-2025	21-MP-02B Discharge line (I/V Flange/Bonnet)	410	"	Flange	0	0	0	0	0	0
411	09-12-2025	21-MP-02B Discharge line (NRV Top Flange)	411	"	Flange	0	0	0	0	0	0
412	09-12-2025	21-MP-02B Discharge line (NRV U/S Flange)	412	"	Flange	0	0	0	0	0	0
413	09-12-2025	22-FV-101 (C/V Gland)	413	Insulation	Valve	0	0	0	0	0	0
414	09-12-2025	22-FV-101 U/S line (I/V Gland)	414	"	Valve	6225	0.002371	0.056894264	6225	0.002371	0.056894264
415	09-12-2025	22-FV-101 D/S line (I/V Gland)	415	"	Valve	0	0	0	0	0	0
416	09-12-2025	22-FV-101 Bypass line (I/V Gland)	416	"	Valve	0	0	0	0	0	0
417	09-12-2025	22-FV-101 U/S drain line (I/V Gland)	417	0.5 Inch	Valve	0	0	0	0	0	0
418	09-12-2025	22-FV-101 U/S drain line (I/V Flange/Bonnet)	418	"	Flange	0	0	0	0	0	0
419	09-12-2025	22-FV-101 U/S drain line (End Flange)	419	"	Flange	0	0	0	0	0	0
420	09-12-2025	22-FV-101 D/S drain line (I/V Gland)	420	"	Valve	0	0	0	0	0	0
421	09-12-2025	22-FV-101 D/S drain line (I/V Flange/Bonnet)	421	"	Flange	0	0	0	0	0	0
422	09-12-2025	21-FV-203 (C/V Gland)	422	Insulation	Valve	0	0	0	0	0	0
423	09-12-2025	21-FV-203 U/S line (I/V Gland)	423	"	Valve	0	0	0	0	0	0
424	09-12-2025	21-FV-203 D/S line (I/V Gland)	424	"	Valve	0	0	0	0	0	0
425	09-12-2025	21-FV-203 Bypass line (I/V Gland)	425	"	Valve	0	0	0	0	0	0
426	09-12-2025	21-TV-214A (C/V Gland)	426	Insulation	Valve	0	0	0	0	0	0
427	09-12-2025	21-TV-214A U/S line (I/V Gland)	427	"	Valve	0	0	0	0	0	0
428	09-12-2025	21-TV-214A D/S line (I/V Gland)	428	"	Valve	0	0	0	0	0	0
429	09-12-2025	21-TV-214A Bypass line (I/V Gland)	429	"	Valve	0	0	0	0	0	0
430	09-12-2025	21-TV-214A U/S drain line (I/V Gland)	430	0.5 Inch	Valve	0	0	0	0	0	0
431	09-12-2025	21-TV-214A U/S drain line (I/V Flange/Bonnet)	431	"	Flange	0	0	0	0	0	0
432	09-12-2025	21-TV-214A D/S drain line (I/V Gland)	432	"	Valve	0	0	0	0	0	0
433	09-12-2025	21-TV-214A D/S drain line (I/V Flange/Bonnet)	433	"	Flange	0	0	0	0	0	0
434	09-12-2025	22-MP-01A Suction line (I/V Gland)	434	Insulation	Valve	0	0	0	0	0	0
435	09-12-2025	22-MP-01A Discharge line (I/V Gland)	435	"	Valve	0	0	0	0	0	0
436	09-12-2025	22-MP-01B Suction line (I/V Gland)	436	"	Valve	65.8	0.000128	0.003065717	65.8	0.000128	0.003065717
437	09-12-2025	22-MP-01B Discharge line (I/V Gland)	437	"	Valve	0	0	0	0	0	0
438	09-12-2025	22-MP-01C Suction line (I/V Gland)	438	"	Valve	0	0	0	0	0	0
439	09-12-2025	22-MP-01C Discharge line (I/V Gland)	439	"	Valve	0	0	0	0	0	0

Sr.No.	Date	Location	Tag No.	Line Size	Componenet Type	Screening Value (PPM) before Repair	Emission Kg/Hr	Emission Kg/day	Screening Value (PPM) afterRepair	Emission Kg/Hr	Emission Kg/day
440	09-12-2025	21-PV-201 (C/V Gland)	440	1.5 Inch	Valve	0	0	0	0	0	0
441	09-12-2025	21-PV-201 (C/V U/S Flange)	441	"	Flange	0	0	0	0	0	0
442	09-12-2025	21-PV-201 (C/V D/S Flange)	442	"	Flange	0	0	0	0	0	0
443	09-12-2025	21-PV-201 (C/V Flange/Bonnet)	443	"	Flange	0	0	0	0	0	0
444	09-12-2025	21-PV-201 U/S line (I/V Gland)	444	"	Valve	0	0	0	0	0	0
445	09-12-2025	21-PV-201 U/S line (I/V Flange/Bonnet)	445	"	Flange	0	0	0	0	0	0
446	09-12-2025	21-PV-201 D/S line (I/V Gland)	446	"	Valve	0	0	0	0	0	0
447	09-12-2025	21-PV-201 D/S line (I/V Flange/Bonnet)	447	"	Flange	0	0	0	0	0	0
448	09-12-2025	21-PV-201 Bypass line (I/V Gland)	448	"	Valve	0	0	0	0	0	0
449	09-12-2025	21-PV-201 Bypass line (I/V Flange/Bonnet)	449	"	Flange	0	0	0	0	0	0
450	09-12-2025	21-PV-201 Drain (I/V Gland)	450	0.5 Inch	Valve	0	0	0	0	0	0
451	09-12-2025	21-PV-201 Drain (I/V Flange/Bonnet)	451	"	Flange	0	0	0	0	0	0
452	09-12-2025	21-PV-201 Drain (End Flange)	452	"	Flange	0	0	0	0	0	0
453	09-12-2025	21-XV-203 (C/V Gland)	453	1.5 Inch	Valve	0	0	0	0	0	0
454	09-12-2025	21-XV-203 (C/V U/S Flange)	454	"	Flange	0	0	0	0	0	0
455	09-12-2025	21-XV-203 (C/V D/S Flange)	455	"	Flange	0	0	0	0	0	0
456	09-12-2025	21-XV-203 (C/V Flange/Bonnet)	456	"	Flange	0	0	0	0	0	0
457	09-12-2025	21-XV-203 U/S line (I/V Gland)	457	"	Valve	0	0	0	0	0	0
458	09-12-2025	21-XV-203 U/S line (I/V Flange/Bonnet)	458	"	Flange	0	0	0	0	0	0
459	09-12-2025	21-XV-203 D/S line/off gas to flare line (I/V Gland)	459	4 Inch	Valve	0	0	0	0	0	0
460	09-12-2025	21-XV-203 D/S line/off gas to flare line (I/V U/S Flange)	460	"	Flange	0	0	0	0	0	0
461	09-12-2025	21-XV-203 D/S line/off gas to flare line (I/V D/S Flange)	461	"	Flange	0	0	0	0	0	0
462	09-12-2025	21-XV-203 D/S line/off gas to flare line (I/V Flange/Bonnet)	462	"	Flange	0	0	0	0	0	0
463	09-12-2025	21-XV-203 Drain (I/V Gland)	463	0.5 Inch	Valve	0	0	0	0	0	0
464	09-12-2025	21-XV-203 Drain (I/V Flange/Bonnet)	464	"	Flange	0	0	0	0	0	0
465	09-12-2025	21-XV-203 Drain (End Flange)	465	"	Flange	0	0	0	0	0	0
466	09-12-2025	21-FV-2201 (C/V Gland)	466	1.5 Inch	Valve	46.4	0.000102	0.00244 9828	46.4	0.000102	0.002449 828
467	09-12-2025	21-FV-2201 (C/V U/S Flange)	467	"	Flange	0	0	0	0	0	0
468	09-12-2025	21-FV-2201 (C/V D/S Flange)	468	"	Flange	0	0	0	0	0	0
469	09-12-2025	21-FV-2201 (C/V Flange/Bonnet)	469	"	Flange	0	0	0	0	0	0
470	09-12-2025	21-FV-2201 U/S line (I/V Gland)	470	3 Inch	Valve	0	0	0	0	0	0
471	09-12-2025	21-FV-2201 U/S line (I/V U/S Flange)	471	"	Flange	0	0	0	0	0	0
472	09-12-2025	21-FV-2201 U/S line (I/V D/S Flange)	472	"	Flange	0	0	0	0	0	0
473	09-12-2025	21-FV-2201 U/S line (I/V Flange/Bonnet)	473	"	Flange	0	0	0	0	0	0
474	09-12-2025	21-FV-2201 D/S line (I/V Gland)	474	"	Valve	0	0	0	0	0	0
475	09-12-2025	21-FV-2201 D/S line (I/V U/S Flange)	475	"	Flange	0	0	0	0	0	0
476	09-12-2025	21-FV-2201 D/S line (I/V D/S Flange)	476	"	Flange	0	0	0	0	0	0
477	09-12-2025	21-FV-2201 D/S line (I/V Flange/Bonnet)	477	"	Flange	0	0	0	0	0	0
478	09-12-2025	21-FV-2201 Bypass line (I/V Gland)	478	2 Inch	Valve	0	0	0	0	0	0
479	09-12-2025	21-FV-2201 Bypass line (I/V U/S Flange)	479	"	Flange	0	0	0	0	0	0

Sr.No.	Date	Location	Tag No.	Line Size	Componenet Type	Screening Value (PPM) before Repair	Emission Kg/Hr	Emission Kg/day	Screening Value (PPM) afterRepair	Emission Kg/Hr	Emission Kg/day
480	09-12-2025	21-FV-2201 Bypass line (I/V D/S Flange)	480	"	Flange	0	0	0	0	0	0
481	09-12-2025	21-FV-2201 Bypass line (I/V Flange/Bonnet)	481	"	Flange	0	0	0	0	0	0
482	09-12-2025	21-FV-2201 Pretreater Bypass line (I/V Gland)	482	3 Inch	Valve	0	0	0	0	0	0
483	09-12-2025	21-FV-2201 Pretreater Bypass line (I/V U/S Flange)	483	"	Flange	0	0	0	0	0	0
484	09-12-2025	21-FV-2201 Pretreater Bypass line (I/V D/S Flange)	484	"	Flange	0	0	0	0	0	0
485	09-12-2025	21-FV-2201 Pretreater Bypass line (I/V Flange/Bonnet)	485	"	Flange	0	0	0	0	0	0
486	09-12-2025	21-FV-2201 Drain (I/V Gland)	486	0.5 Inch	Valve	0	0	0	0	0	0
487	09-12-2025	21-FV-2201 Drain (I/V Flange/Bonnet)	487	"	Flange	0	0	0	0	0	0
488	09-12-2025	21-FV-2201 Drain (End Flange)	488	"	Flange	0	0	0	0	0	0
489	09-12-2025	21-LV-306 (C/V Gland)	489	2 Inch	Valve	0	0	0	0	0	0
490	09-12-2025	21-LV-306 (C/V U/S Flange)	490	"	Flange	0	0	0	0	0	0
491	09-12-2025	21-LV-306 (C/V D/S Flange)	491	"	Flange	0	0	0	0	0	0
492	09-12-2025	21-LV-306 (C/V Flange/Bonnet)	492	"	Flange	0	0	0	0	0	0
493	09-12-2025	21-LV-306 U/S line (I/V Gland)	493	3 Inch	Valve	0	0	0	0	0	0
494	09-12-2025	21-LV-306 U/S line (I/V U/S Flange)	494	"	Flange	0	0	0	0	0	0
495	09-12-2025	21-LV-306 U/S line (I/V D/S Flange)	495	"	Flange	0	0	0	0	0	0
496	09-12-2025	21-LV-306 U/S line (I/V Flange/Bonnet)	496	"	Flange	0	0	0	0	0	0
497	09-12-2025	21-LV-306 D/S line (I/V Gland)	497	"	Valve	0	0	0	0	0	0
498	09-12-2025	21-LV-306 D/S line (I/V U/S Flange)	498	"	Flange	0	0	0	0	0	0
499	09-12-2025	21-LV-306 D/S line (I/V D/S Flange)	499	"	Flange	0	0	0	0	0	0
500	09-12-2025	21-LV-306 D/S line (I/V Flange/Bonnet)	500	"	Flange	0	0	0	0	0	0
501	09-12-2025	21-LV-306 Bypass line (I/V Gland)	501	"	Valve	0	0	0	0	0	0
502	09-12-2025	21-LV-306 Bypass line (I/V U/S Flange)	502	"	Flange	0	0	0	0	0	0
503	09-12-2025	21-LV-306 Bypass line (I/V D/S Flange)	503	"	Flange	0	0	0	0	0	0
504	09-12-2025	21-LV-306 Bypass line (I/V Flange/Bonnet)	504	"	Flange	0	0	0	0	0	0
505	09-12-2025	21-MP-011C Suction line (I/V Gland)	505	4 Inch	Valve	0	0	0	0	0	0
506	09-12-2025	21-MP-011C Suction line (I/V U/S Flange)	506	"	Flange	0	0	0	0	0	0
507	09-12-2025	21-MP-011C Suction line (I/V D/S Flange)	507	"	Flange	0	0	0	0	0	0
508	09-12-2025	21-MP-011C Suction line (I/V Flange/Bonnet)	508	"	Flange	0	0	0	0	0	0
509	09-12-2025	21-MP-011C Discharge line (I/V Gland)	509	3 Inch	Valve	0	0	0	0	0	0
510	09-12-2025	21-MP-011C Discharge line (I/V U/S Flange)	510	"	Flange	0	0	0	0	0	0
511	09-12-2025	21-MP-011C Discharge line (I/V D/S Flange)	511	"	Flange	0	0	0	0	0	0
512	09-12-2025	21-MP-011C Discharge line (I/V Flange/Bonnet)	512	"	Flange	0	0	0	0	0	0
513	09-12-2025	21-MP-011C Discharge line (NRV Top Flange)	513	"	Flange	0	0	0	0	0	0
514	09-12-2025	21-MP-011C Discharge line (NRV U/S Flange)	514	"	Flange	0	0	0	0	0	0
515	09-12-2025	21-MP-011C Discharge line (NRV D/S Flange)	515	"	Flange	0	0	0	0	0	0
516	10-12-2025	21-FT-109 (FT U/S Flange)	516	1.5 Inch	Flange	0	0	0	0	0	0
517	10-12-2025	21-FT-109 (FT D/S Flange)	517	"	Flange	0	0	0	0	0	0
518	10-12-2025	21-FT-109U/S line (I/V Gland)	518	3 Inch	Valve	0	0	0	0	0	0
519	10-12-2025	21-FT-109 U/S line (I/V U/S Flange)	519	"	Flange	0	0	0	0	0	0

Sr.No.	Date	Location	Tag No.	Line Size	Componenet Type	Screening Value (PPM) before Repair	Emission Kg/Hr	Emission Kg/day	Screening Value (PPM) afterRepair	Emission Kg/Hr	Emission Kg/day
520	10-12-2025	21-FT-109 U/S line (I/V D/S Flange)	520	"	Flange	0	0	0	0	0	0
521	10-12-2025	21-FT-109 U/S line (I/V Flange/Bonnet)	521	"	Flange	0	0	0	0	0	0
522	10-12-2025	21-FT-109 D/S line (I/V Gland)	522	"	Valve	0	0	0	0	0	0
523	10-12-2025	21-FT-109 D/S line (I/V U/S Flange)	523	"	Flange	0	0	0	0	0	0
524	10-12-2025	21-FT-109 D/S line (I/V D/S Flange)	524	"	Flange	0	0	0	0	0	0
525	10-12-2025	21-FT-109 D/S line (I/V Flange/Bonnet)	525	"	Flange	0	0	0	0	0	0
526	10-12-2025	21-FT-109 Bypass line (I/V Gland)	526	"	Valve	0	0	0	0	0	0
527	10-12-2025	21-FT-109 Bypass line (I/V U/S Flange)	527	"	Flange	0	0	0	0	0	0
528	10-12-2025	21-FT-109 Bypass line (I/V D/S Flange)	528	"	Flange	0	0	0	0	0	0
529	10-12-2025	21-MP-011B Suction line (I/V Gland)	529	4 Inch	Valve	9.2	0.000036	0.000866928	9.2	0.000036	0.000866928
530	10-12-2025	21-MP-011B Suction line (I/V U/S Flange)	530	"	Flange	0	0	0	0	0	0
531	10-12-2025	21-MP-011B Suction line (I/V D/S Flange)	531	"	Flange	0	0	0	0	0	0
532	10-12-2025	21-MP-011B Suction line (I/V Flange/Bonnet)	532	"	Flange	0	0	0	0	0	0
533	10-12-2025	21-MP-011B Discharge line (I/V Gland)	533	3 Inch	Valve	0	0	0	0	0	0
534	10-12-2025	21-MP-011B Discharge line (I/V U/S Flange)	534	"	Flange	0	0	0	0	0	0
535	10-12-2025	21-MP-011B Discharge line (I/V D/S Flange)	535	"	Flange	0	0	0	0	0	0
536	10-12-2025	21-MP-011B Discharge line (I/V Flange/Bonnet)	536	"	Flange	0	0	0	0	0	0
537	10-12-2025	21-MP-011B Discharge line (NRV Top Flange)	537	"	Flange	0	0	0	0	0	0
538	10-12-2025	21-MP-011B Discharge line (NRV U/S Flange)	538	"	Flange	0	0	0	0	0	0
539	10-12-2025	21-MP-011A Suction line (I/V Gland)	539	4 Inch	Valve	0	0	0	0	0	0
540	10-12-2025	21-MP-011A Suction line (I/V U/S Flange)	540	"	Flange	0	0	0	0	0	0
541	10-12-2025	21-MP-011A Suction line (I/V D/S Flange)	541	"	Flange	0	0	0	0	0	0
542	10-12-2025	21-MP-011A Suction line (I/V Flange/Bonnet)	542	"	Flange	0	0	0	0	0	0
543	10-12-2025	21-MP-011A Discharge line (I/V Gland)	543	3 Inch	Valve	0	0	0	0	0	0
544	10-12-2025	21-MP-011A Discharge line (I/V U/S Flange)	544	"	Flange	0	0	0	0	0	0
545	10-12-2025	21-MP-011A Discharge line (I/V D/S Flange)	545	"	Flange	0	0	0	0	0	0
546	10-12-2025	21-MP-011A Discharge line (I/V Flange/Bonnet)	546	"	Flange	0	0	0	0	0	0
547	10-12-2025	21-MP-011A Discharge line (NRV Top Flange)	547	"	Flange	0	0	0	0	0	0
548	10-12-2025	21-MP-011A Discharge line (NRV U/S Flange)	548	"	Flange	0	0	0	0	0	0
549	10-12-2025	21-MP-011A Discharge line (NRV D/S Flange)	549	"	Flange	0	0	0	0	0	0
550	10-12-2025	21-FV-105 (C/V Gland)	550	1.5 Inch	Valve	0	0	0	0	0	0
551	10-12-2025	21-FV-105 (C/V U/S Flange)	551	"	Flange	0	0	0	0	0	0
552	10-12-2025	21-FV-105 (C/V D/S Flange)	552	"	Flange	0	0	0	0	0	0
553	10-12-2025	21-FV-105 (C/V Flange/Bonnet)	553	"	Flange	0	0	0	0	0	0
554	10-12-2025	21-FV-105 U/S line (I/V Gland)	554	2 Inch	Valve	0	0	0	0	0	0
555	10-12-2025	21-FV-105 U/S line (I/V U/S Flange)	555	"	Flange	0	0	0	0	0	0
556	10-12-2025	21-FV-105 U/S line (I/V D/S Flange)	556	"	Flange	0	0	0	0	0	0
557	10-12-2025	21-FV-105 U/S line (I/V Flange/Bonnet)	557	"	Flange	0	0	0	0	0	0
558	10-12-2025	21-FV-105 D/S line (I/V Gland)	558	"	Valve	0	0	0	0	0	0
559	10-12-2025	21-FV-105 D/S line (I/V U/S Flange)	559	"	Flange	0	0	0	0	0	0

Sr.No.	Date	Location	Tag No.	Line Size	Componenet Type	Screening Value (PPM) before Repair	Emission Kg/Hr	Emission Kg/day	Screening Value (PPM) afterRepair	Emission Kg/Hr	Emission Kg/day
560	10-12-2025	21-FV-105 D/S line (I/V D/S Flange)	560	"	Flange	0	0	0	0	0	0
561	10-12-2025	21-FV-105 D/S line (I/V Flange/Bonnet)	561	"	Flange	0	0	0	0	0	0
562	10-12-2025	21-FV-105 Bypass line (I/V Gland)	562	"	Valve	0	0	0	0	0	0
563	10-12-2025	21-FV-105 Bypass line (I/V U/S Flange)	563	"	Flange	0	0	0	0	0	0
564	10-12-2025	21-FV-105 Bypass line (I/V D/S Flange)	564	"	Flange	0	0	0	0	0	0
565	10-12-2025	21-FV-105 Bypass line (I/V Flange/Bonnet)	565	"	Flange	0	0	0	0	0	0
566	10-12-2025	21-FV-105 To Feed Inlet line (I/V Gland)	566	3 Inch	Valve	0	0	0	0	0	0
567	10-12-2025	21-FV-105 To Feed Inlet line (I/V U/S Flange)	567	"	Flange	0	0	0	0	0	0
568	10-12-2025	21-FV-105 To Feed Inlet line (I/V D/S Flange)	568	"	Flange	0	0	0	0	0	0
569	10-12-2025	21-FV-105 To Feed Inlet line (I/V Flange/Bonnet)	569	"	Flange	0	0	0	0	0	0
570	10-12-2025	21-FV-105 To Feed Inlet line (NRV Top Flange)	570	"	Flange	0	0	0	0	0	0
571	10-12-2025	21-FV-105 To Feed Inlet line (NRV U/S Flange)	571	"	Flange	0	0	0	0	0	0
572	10-12-2025	21-FV-105 Pretreat Bypass line (I/V Gland)	572	"	Valve	158.8	0.000225	0.005397306	158.8	0.000225	0.005397306
573	10-12-2025	21-FV-105 Pretreat Bypass line (I/V U/S Flange)	573	"	Flange	0	0	0	0	0	0
574	10-12-2025	21-FV-105 Pretreat Bypass line (I/V D/S Flange)	574	"	Flange	0	0	0	0	0	0
575	10-12-2025	21-FV-105 Pretreat Bypass line (I/V Flange/Bonnet)	575	"	Flange	0	0	0	0	0	0
576	10-12-2025	21-FV-105 Drain line (I/V Gland)	576	0.5 Inch	Valve	0	0	0	0	0	0
577	10-12-2025	21-FV-105 Drain line (I/V Flange/Bonnet)	577	"	Flange	0	0	0	0	0	0
578	10-12-2025	21-FV-105 Drain line (End Flange)	578	"	Flange	0	0	0	0	0	0
579	10-12-2025	21-F-001 F.G Burner No.1 (A/V Gland)	579	1.5 Inch	Valve	0	0	0	0	0	0
580	10-12-2025	21-F-001 F.G Burner No.1 (A/V U/S Flange)	580	"	Flange	0	0	0	0	0	0
581	10-12-2025	21-F-001 F.G Burner No.1 (A/V D/S Flange)	581	"	Flange	0	0	0	0	0	0
582	10-12-2025	21-F-001 F.G Burner No.2 (A/V Gland)	582	"	Valve	0	0	0	0	0	0
583	10-12-2025	21-F-001 F.G Burner No.2 (A/V U/S Flange)	583	"	Flange	0	0	0	0	0	0
584	10-12-2025	21-F-001 F.G Burner No.2 (A/V D/S Flange)	584	"	Flange	0	0	0	0	0	0
585	10-12-2025	21-F-001 F.G Burner No.3 (A/V Gland)	585	"	Valve	0	0	0	0	0	0
586	10-12-2025	21-F-001 F.G Burner No.3 (A/V U/S Flange)	586	"	Flange	0	0	0	0	0	0
587	10-12-2025	21-F-001 F.G Burner No.3 (A/V D/S Flange)	587	"	Flange	0	0	0	0	0	0
588	10-12-2025	21-F-001 FG Burner No. 1 Inlet line 1st (Flange)	588	"	Flange	0	0	0	0	0	0
589	10-12-2025	21-F-001 FG Burner No. 1 Inlet line 2nd (Flange)	589	"	Flange	0	0	0	0	0	0
590	10-12-2025	21-F-001 FG Burner No. 2 Inlet line 1st (Flange)	590	"	Flange	0	0	0	0	0	0
591	10-12-2025	21-F-001 FG Burner No. 2 Inlet line 2nd (Flange)	591	"	Flange	0	0	0	0	0	0
592	10-12-2025	21-F-001 FG Burner No. 3 Inlet line 1st (Flange)	592	"	Flange	0	0	0	0	0	0
593	10-12-2025	21-F-001 FG Burner No. 3 Inlet line 2nd (Flange)	593	"	Flange	0	0	0	0	0	0
594	10-12-2025	21-F-001 Pilot Burner No.1 (A/V Gland)	594	0.5 Inch	Valve	0	0	0	0	0	0
595	10-12-2025	21-F-001 Pilot Burner No.1 (A/V U/S Flange)	595	"	Flange	0	0	0	0	0	0
596	10-12-2025	21-F-001 Pilot Burner No.1 (A/V D/S Flange)	596	"	Flange	0	0	0	0	0	0
597	10-12-2025	21-F-001 Pilot Burner No.2 (A/V Gland)	597	"	Valve	0	0	0	0	0	0
598	10-12-2025	21-F-001 Pilot Burner No.2 (A/V U/S Flange)	598	"	Flange	0	0	0	0	0	0
599	10-12-2025	21-F-001 Pilot Burner No.2 (A/V D/S Flange)	599	"	Flange	0	0	0	0	0	0

Sr.No.	Date	Location	Tag No.	Line Size	Componenet Type	Screening Value (PPM) before Repair	Emission Kg/Hr	Emission Kg/day	Screening Value (PPM) afterRepair	Emission Kg/Hr	Emission Kg/day
600	10-12-2025	21-F-001 Pilot Burner No.3 (A/V Gland)	600	"	Valve	0	0	0	0	0	0
601	10-12-2025	21-F-001 Pilot Burner No.3 (A/V U/S Flange)	601	"	Flange	0	0	0	0	0	0
602	10-12-2025	21-F-001 Pilot Burner No.3 (A/V D/S Flange)	602	"	Flange	0	0	0	0	0	0
603	10-12-2025	21-PV-106 (C/V Gland)	603	1 Inch	Valve	0	0	0	0	0	0
604	10-12-2025	21-PV-106 (C/V U/S Flange)	604	"	Flange	0	0	0	0	0	0
605	10-12-2025	21-PV-106 (C/V D/S Flange)	605	"	Flange	0	0	0	0	0	0
606	10-12-2025	21-PV-106 (C/V Flange/Bonnet)	606	"	Flange	0	0	0	0	0	0
607	10-12-2025	21-PV-106 U/S line (I/V Gland)	607	2 Inch	Valve	0	0	0	0	0	0
608	10-12-2025	21-PV-106 U/S line (I/V U/S Flange)	608	"	Flange	0	0	0	0	0	0
609	10-12-2025	21-PV-106 U/S line (I/V D/S Flange)	609	"	Flange	0	0	0	0	0	0
610	10-12-2025	21-PV-106 U/S line (I/V Flange/Bonnet)	610	"	Flange	0	0	0	0	0	0
611	10-12-2025	21-PV-106 D/S line (I/V Gland)	611	Insulation	Valve	0	0	0	0	0	0
612	10-12-2025	21-PV-106 Bypass line (I/V Gland)	612	Insulation	Valve	0	0	0	0	0	0
613	10-12-2025	21-PV-106 U/S drain (I/V Gland)	613	0.5 Inch	Valve	0	0	0	0	0	0
614	10-12-2025	21-PV-106 U/S drain (I/V Flange/Bonnet)	614	"	Flange	0	0	0	0	0	0
615	10-12-2025	21-PV-106 U/S drain (End Flange)	615	"	Flange	0	0	0	0	0	0
616	10-12-2025	21-PV-106 D/S drain (I/V Gland)	616	"	Valve	0	0	0	0	0	0
617	10-12-2025	21-PV-106 D/S drain (I/V Flange/Bonnet)	617	"	Flange	0	0	0	0	0	0
618	10-12-2025	21-PV-106 D/S drain (End Flange)	618	"	Flange	0	0	0	0	0	0
619	10-12-2025	Near PT-549 FG To Burner 26-F-001A line (I/V Gland)	619	"	Valve	125	0.000193	0.004628574	125	0.000193	0.004628574
620	10-12-2025	26-PV-548 (C/V Gland)	620	3 Inch	Valve	0	0	0	0	0	0
621	10-12-2025	26-PV-548 (C/V U/S Flange)	621	"	Flange	0	0	0	0	0	0
622	10-12-2025	26-PV-548 (C/V D/S Flange)	622	"	Flange	0	0	0	0	0	0
623	10-12-2025	26-PV-548 (C/V Flange/Bonnet)	623	"	Flange	0	0	0	0	0	0
624	10-12-2025	26-PV-548 U/S line (I/V Gland)	624	4 Inch	Valve	0	0	0	0	0	0
625	10-12-2025	26-PV-548 U/S line (I/V U/S Flange)	625	"	Flange	0	0	0	0	0	0
626	10-12-2025	26-PV-548 U/S line (I/V D/S Flange)	626	"	Flange	0	0	0	0	0	0
627	10-12-2025	26-PV-548 U/S line (I/V Flange/Bonnet)	627	"	Flange	0	0	0	0	0	0
628	10-12-2025	26-PV-548 D/S line (I/V Gland)	628	4 Inch	Valve	0	0	0	0	0	0
629	10-12-2025	26-PV-548 D/S line (I/V U/S Flange)	629	"	Flange	0	0	0	0	0	0
630	10-12-2025	26-PV-548 D/S line (I/V D/S Flange)	630	"	Flange	0	0	0	0	0	0
631	10-12-2025	26-PV-548 D/S line (I/V Flange/Bonnet)	631	"	Flange	0	0	0	0	0	0
632	10-12-2025	26-PV-548 Bypass line (I/V Gland)	632	3 Inch	Valve	0	0	0	0	0	0
633	10-12-2025	26-PV-548 Bypass line (I/V U/S Flange)	633	"	Flange	0	0	0	0	0	0
634	10-12-2025	26-PV-548 Bypass line (I/V D/S Flange)	634	"	Flange	0	0	0	0	0	0
635	10-12-2025	26-PV-548 Bypass line (I/V Flange/Bonnet)	635	"	Flange	0	0	0	0	0	0
636	10-12-2025	26-PV-548 U/S drain (I/V Gland)	636	0.5 Inch	Valve	0	0	0	0	0	0
637	10-12-2025	26-PV-548 U/S drain (I/V Flange/Bonnet)	637	"	Flange	0	0	0	0	0	0
638	10-12-2025	26-PV-548 U/S drain (End Flange)	638	"	Flange	0	0	0	0	0	0
639	10-12-2025	26-PV-548 D/S drain (I/V Gland)	639	"	Valve	0	0	0	0	0	0

Sr.No.	Date	Location	Tag No.	Line Size	Componenet Type	Screening Value (PPM) before Repair	Emission Kg/Hr	Emission Kg/day	Screening Value (PPM) afterRepair	Emission Kg/Hr	Emission Kg/day
640	10-12-2025	26-PV-548 D/S drain (I/V Flange/Bonnet)	640	"	Flange	0	0	0	0	0	0
641	10-12-2025	26-PV-548 D/S drain (End Flange)	641	"	Flange	0	0	0	0	0	0
642	10-12-2025	26-F-001A FG To Burner no.1 (A/V Gland)	642	2 Inch	Valve	11.3	0.000041	0.000989253	11.3	0.000041	0.000989253
643	10-12-2025	26-F-001A FG To Burner no.1 (A/V U/S Flange)	643	"	Flange	0	0	0	0	0	0
644	10-12-2025	26-F-001A FG To Burner no.1 (A/V D/S Flange)	644	"	Flange	0	0	0	0	0	0
645	10-12-2025	26-F-001A FG To Burner no.2 (A/V Gland)	645	2 Inch	Valve	0	0	0	0	0	0
646	10-12-2025	26-F-001A FG To Burner no.2 (A/V U/S Flange)	646	"	Flange	0	0	0	0	0	0
647	10-12-2025	26-F-001A FG To Burner no.2 (A/V D/S Flange)	647	"	Flange	0	0	0	0	0	0
648	10-12-2025	26-F-001A FG To Burner no.3 (A/V Gland)	648	2 Inch	Valve	7.8	0.000032	0.00077 9751	7.8	0.000032	0.000779751
649	10-12-2025	26-F-001A FG To Burner no.3 (A/V U/S Flange)	649	"	Flange	0	0	0	0	0	0
650	10-12-2025	26-F-001A FG To Burner no.3 (A/V D/S Flange)	650	"	Flange	0	0	0	0	0	0
651	10-12-2025	26-MP-002A Suction line (I/V Gland)	651	Insulation	Valve	0	0	0	0	0	0
652	10-12-2025	26-MP-002A Discharge line (I/V Gland)	652	"	Valve	0	0	0	0	0	0
653	10-12-2025	26-MP-002B Suction line (I/V Gland)	653	Insulation	Valve	0	0	0	0	0	0
654	10-12-2025	26-MP-002B Discharge line (I/V Gland)	654	"	Valve	0	0	0	0	0	0
655	10-12-2025	26-MP-002C Suction line (I/V Gland)	655	Insulation	Valve	0	0	0	0	0	0
656	10-12-2025	26-MP-002C Discharge line (I/V Gland)	656	"	Valve	0	0	0	0	0	0
657	10-12-2025	25-FV-1203 (C/V Gland)	657	3 Inch	Valve	0	0	0	0	0	0
658	10-12-2025	25-FV-1203 (C/V U/S Flange)	658	"	Flange	0	0	0	0	0	0
659	10-12-2025	25-FV-1203 (C/V D/S Flange)	659	"	Flange	0	0	0	0	0	0
660	10-12-2025	25-FV-1203 (C/V Flange/Bonnet)	660	"	Flange	0	0	0	0	0	0
661	10-12-2025	25-FV-1203 U/S line (I/V Gland)	661	4 Inch	Valve	15.2	0.000050	0.00119 6671	15.2	0.000050	0.001196671
662	10-12-2025	25-FV-1203 U/S line (I/V U/S Flange)	662	"	Flange	0	0	0	0	0	0
663	10-12-2025	25-FV-1203 U/S line (I/V D/S Flange)	663	"	Flange	0	0	0	0	0	0
664	10-12-2025	25-FV-1203 U/S line (I/V Flange/Bonnet)	664	"	Flange	0	0	0	0	0	0
665	10-12-2025	25-FV-1203 D/S line (I/V Gland)	665	"	Valve	1370	0.000897	0.02152 8096	1370	0.000897	0.021528096
666	10-12-2025	25-FV-1203 D/S line (I/V U/S Flange)	666	"	Flange	0	0	0	0	0	0
667	10-12-2025	25-FV-1203 D/S line (I/V D/S Flange)	667	"	Flange	0	0	0	0	0	0
668	10-12-2025	25-FV-1203 D/S line (I/V Flange/Bonnet)	668	"	Flange	0	0	0	0	0	0
669	10-12-2025	25-FV-1203 Bypass line (I/V Gland)	669	3 Inch	Valve	0	0	0	0	0	0
670	10-12-2025	25-FV-1203 Bypass line (I/V U/S Flange)	670	"	Flange	0	0	0	0	0	0
671	10-12-2025	25-FV-1203 Bypass line (I/V D/S Flange)	671	"	Flange	0	0	0	0	0	0
672	10-12-2025	25-FV-1203 Bypass line (I/V Flange/Bonnet)	672	"	Flange	0	0	0	0	0	0
673	10-12-2025	25-FV-1203 D/S drain (I/V Gland)	673	0.5 Inch	Valve	0	0	0	0	0	0
674	10-12-2025	25-FV-1203 D/S drain (I/V Flange/Bonnet)	674	"	Flange	0	0	0	0	0	0
675	10-12-2025	25-FV-1203 D/S drain (End Flange)	675	"	Flange	0	0	0	0	0	0
676	10-12-2025	25-FV-1203 U/S drain (I/V Gland)	676	"	Valve	0	0	0	0	0	0
677	10-12-2025	25-FV-1203 U/S drain (I/V Flange/Bonnet)	677	"	Flange	0	0	0	0	0	0
678	10-12-2025	25-FV-1203 U/S drain (End Flange)	678	"	Flange	0	0	0	0	0	0
679	10-12-2025	25-LV-1402 (C/V Gland)	679	1.5 Inch	Valve	863.3	0.000667	0.01600 4675	863.3	0.000667	0.016004675

Sr.No.	Date	Location	Tag No.	Line Size	Componenet Type	Screening Value (PPM) before Repair	Emission Kg/Hr	Emission Kg/day	Screening Value (PPM) afterRepair	Emission Kg/Hr	Emission Kg/day
680	10-12-2025	25-LV-1402 (C/V U/S Flange)	680	"	Flange	0	0	0	0	0	0
681	10-12-2025	25-LV-1402 (C/V D/S Flange)	681	"	Flange	0	0	0	0	0	0
682	10-12-2025	25-LV-1402 (C/V Flange/Bonnet)	682	"	Flange	0	0	0	0	0	0
683	10-12-2025	25-LV-1402 U/S line (I/V Gland)	683	3 Inch	Valve	0	0	0	0	0	0
684	10-12-2025	25-LV-1402 U/S line (I/V U/S Flange)	684	"	Flange	0	0	0	0	0	0
685	10-12-2025	25-LV-1402 U/S line (I/V D/S Flange)	685	"	Flange	0	0	0	0	0	0
686	10-12-2025	25-LV-1402 U/S line (I/V Flange/Bonnet)	686	"	Flange	0	0	0	0	0	0
687	10-12-2025	25-LV-1402 D/S line (I/V Gland)	687	"	Valve	0	0	0	0	0	0
688	10-12-2025	25-LV-1402 D/S line (I/V U/S Flange)	688	"	Flange	0	0	0	0	0	0
689	10-12-2025	25-LV-1402 D/S line (I/V D/S Flange)	689	"	Flange	0	0	0	0	0	0
690	10-12-2025	25-LV-1402 D/S line (I/V Flange/Bonnet)	690	"	Flange	0	0	0	0	0	0
691	10-12-2025	25-LV-1402 To 25-C-004 BOTTOM TO LOWRON line (I/V Gland)	691	"	Valve	0	0	0	0	0	0
692	10-12-2025	25-LV-1402 To 25-C-004 BOTTOM TO LOWRON line (I/V U/S Flange)	692	"	Flange	0	0	0	0	0	0
693	10-12-2025	25-LV-1402 To 25-C-004 BOTTOM TO LOWRON line (I/V D/S Flange)	693	"	Flange	0	0	0	0	0	0
694	10-12-2025	25-LV-1402 To 25-C-004 BOTTOM TO LOWRON line (I/V Flange/Bonnet)	694	"	Flange	0	0	0	0	0	0
695	10-12-2025	25-LV-1402 U/S Drain (I/V Gland)	695	0.5 Inch	Valve	0	0	0	0	0	0
696	10-12-2025	25-LV-1402 U/S Drain (I/V Flange/Bonnet)	696	"	Flange	0	0	0	0	0	0
697	10-12-2025	25-LV-1402 U/S Drain (End Flange)	697	"	Flange	0	0	0	0	0	0
698	10-12-2025	25-LV-1402 D/S Drain (I/V Gland)	698	"	Valve	0	0	0	0	0	0
699	10-12-2025	25-LV-1402 D/S Drain (I/V Flange/Bonnet)	699	"	Flange	0	0	0	0	0	0
700	10-12-2025	25-LV-1402 D/S Drain (End Flange)	700	"	Flange	0	0	0	0	0	0
701	10-12-2025	25-SOV-1402 (C/V Gland)	701	3 Inch	Valve	0	0	0	0	0	0
702	10-12-2025	25-SOV-1402 (C/V U/S Flange)	702	"	Flange	0	0	0	0	0	0
703	10-12-2025	25-SOV-1402 (C/V D/S Flange)	703	"	Flange	0	0	0	0	0	0
704	10-12-2025	25-SOV-1402 U/S Drain (I/V Gland)	704	0.5 Inch	Valve	0	0	0	0	0	0
705	10-12-2025	25-SOV-1402 U/S Drain (I/V Flange/Bonnet)	705	"	Flange	0	0	0	0	0	0
706	10-12-2025	25-SOV-1402 U/S Drain (End Flange)	706	"	Flange	0	0	0	0	0	0
707	10-12-2025	25-SOV-1402 D/S Drain (I/V Gland)	707	"	Valve	0	0	0	0	0	0
708	10-12-2025	25-SOV-1402 D/S Drain (I/V Flange/Bonnet)	708	"	Flange	0	0	0	0	0	0
709	10-12-2025	25-SOV-1402 D/S Drain (End Flange)	709	"	Flange	0	0	0	0	0	0
710	10-12-2025	25-FV-1103 (C/V Gland)	710	1 Inch	Valve	515.2	0.000479	0.011489986	515.2	0.000479	0.011489986
711	10-12-2025	25-FV-1103 (C/V U/S Flange)	711	"	Flange	0	0	0	0	0	0
712	10-12-2025	25-FV-1103 (C/V D/S Flange)	712	"	Flange	0	0	0	0	0	0
713	10-12-2025	25-FV-1103 (C/V Flange/Bonnet)	713	"	Flange	0	0	0	0	0	0
714	10-12-2025	25-FV-1103 U/S line (I/V Gland)	714	2 Inch	Valve	0	0	0	0	0	0
715	10-12-2025	25-FV-1103 U/S line (I/V U/S Flange)	715	"	Flange	0	0	0	0	0	0
716	10-12-2025	25-FV-1103 U/S line (I/V D/S Flange)	716	"	Flange	0	0	0	0	0	0
717	10-12-2025	25-FV-1103 U/S line (I/V Flange/Bonnet)	717	"	Flange	0	0	0	0	0	0
718	10-12-2025	25-FV-1103 D/S line (I/V Gland)	718	"	Valve	0	0	0	0	0	0
719	10-12-2025	25-FV-1103 D/S line (I/V U/S Flange)	719	"	Flange	0	0	0	0	0	0

Sr.No.	Date	Location	Tag No.	Line Size	Componenet Type	Screening Value (PPM) before Repair	Emission Kg/Hr	Emission Kg/day	Screening Value (PPM) afterRepair	Emission Kg/Hr	Emission Kg/day
720	10-12-2025	25-FV-1103 D/S line (I/V D/S Flange)	720	"	Flange	0	0	0	0	0	0
721	10-12-2025	25-FV-1103 Bypass line (I/V Flange/Bonnet)	721	"	Flange	0	0	0	0	0	0
722	10-12-2025	25-FV-1103 Bypass line (I/V Gland)	722	1 Inch	Valve	0	0	0	0	0	0
723	10-12-2025	25-FV-1103 D/S line (I/V Flange/Bonnet)	723	"	Flange	0	0	0	0	0	0
724	10-12-2025	25-FV-1103 U/S drain (I/V Gland)	724	0.5 Inch	Valve	0	0	0	0	0	0
725	10-12-2025	25-FV-1103 U/S drain (I/V Flange/Bonnet)	725	"	Flange	0	0	0	0	0	0
726	10-12-2025	25-FV-1103 U/S drain (End Flange)	726	"	Flange	0	0	0	0	0	0
727	10-12-2025	25-FV-1103 D/S drain (I/V Gland)	727	"	Valve	0	0	0	0	0	0
728	10-12-2025	25-FV-1103 D/S drain (I/V Flange/Bonnet)	728	"	Flange	0	0	0	0	0	0
729	10-12-2025	25-FV-1103 D/S drain (End Flange)	729	"	Flange	0	0	0	0	0	0
730	10-12-2025	25-FV-1103 To HVY SRN For MS BLENDING line (I/V Gland)	730	2 Inch	Valve	0	0	0	0	0	0
731	10-12-2025	25-FV-1103 To HVY SRN For MS BLENDING line (I/V U/S Flange)	731	"	Flange	0	0	0	0	0	0
732	10-12-2025	25-FV-1103 To HVY SRN For MS BLENDING line (I/V D/S Flange)	732	"	Flange	0	0	0	0	0	0
733	10-12-2025	25-FV-1103 To HVY SRN For MS BLENDING line (I/V Flange/Bonnet)	733	"	Flange	0	0	0	0	0	0
734	10-12-2025	25-FV-1103 To HVY SRN To FSD line Upper (I/V Gland)	734	"	Valve	0	0	0	0	0	0
735	10-12-2025	25-FV-1103 To HVY SRN To FSD line Upper (I/V U/S Flange)	735	"	Flange	0	0	0	0	0	0
736	10-12-2025	25-FV-1103 To HVY SRN To FSD line Upper (I/V D/S Flange)	736	"	Flange	0	0	0	0	0	0
737	10-12-2025	25-FV-1103 To HVY SRN To FSD line Upper (I/V Flange/Bonnet)	737	"	Flange	0	0	0	0	0	0
738	10-12-2025	25-FV-1103 To HVY SRN To FSD line Lower (I/V Gland)	738	"	Valve	0	0	0	0	0	0
739	10-12-2025	25-FV-1103 To HVY SRN To FSD line Lower (I/V U/S Flange)	739	"	Flange	0	0	0	0	0	0
740	10-12-2025	25-FV-1103 To HVY SRN To FSD line Lower (I/V D/S Flange)	740	"	Flange	0	0	0	0	0	0
741	10-12-2025	25-FV-1103 To HVY SRN To FSD line Lower (I/V Flange/Bonnet)	741	"	Flange	0	0	0	0	0	0
742	10-12-2025	25-FV-1103 To HVY SRN To LOWRON Tank line 1st (I/V Gland)	742	2 Inch	Valve	0	0	0	0	0	0
743	10-12-2025	25-FV-1103 To HVY SRN To LOWRON Tank line 1st (I/V U/S Flange)	743	"	Flange	0	0	0	0	0	0
744	10-12-2025	25-FV-1103 To HVY SRN To LOWRON Tank line 1st (I/V D/S Flange)	744	"	Flange	0	0	0	0	0	0
745	10-12-2025	25-FV-1103 To HVY SRN To LOWRON Tank line 1st (I/V Flange/Bonnet)	745	"	Flange	0	0	0	0	0	0
746	10-12-2025	25-FV-1103 To HVY SRN To LOWRON Tank line 2nd (I/V Gland)	746	"	Valve	0	0	0	0	0	0
747	10-12-2025	25-FV-1103 To HVY SRN To LOWRON Tank line 2nd (I/V U/S Flange)	747	"	Flange	0	0	0	0	0	0
748	10-12-2025	25-FV-1103 To HVY SRN To LOWRON Tank line 2nd (I/V D/S Flange)	748	"	Flange	0	0	0	0	0	0
749	10-12-2025	25-FV-1103 To HVY SRN To LOWRON Tank line 2nd (I/V Flange/Bonnet)	749	"	Flange	0	0	0	0	0	0
750	10-12-2025	25-FV-1103 Drain line (I/V Gland)	750	0.5 Inch	Valve	0	0	0	0	0	0
751	10-12-2025	25-FV-1103 Drain line (I/V Flange/Bonnet)	751	"	Flange	0	0	0	0	0	0
752	10-12-2025	25-FV-1103 Drain line (End Flange)	752	"	Flange	0	0	0	0	0	0
753	10-12-2025	25-FV-1502 (C/V Gland)	753	1 Inch	Valve	0	0	0	0	0	0
754	10-12-2025	25-FV-1502 (C/V U/S Flange)	754	"	Flange	0	0	0	0	0	0
755	10-12-2025	25-FV-1502 (C/V D/S Flange)	755	"	Flange	0	0	0	0	0	0
756	10-12-2025	25-FV-1502 (C/V Flange/Bonnet)	756	"	Flange	0	0	0	0	0	0
757	10-12-2025	25-FV-1502 U/S line (I/V Gland)	757	1.5 Inch	Valve	0	0	0	0	0	0

Sr.No.	Date	Location	Tag No.	Line Size	Componenet Type	Screening Value (PPM) before Repair	Emission Kg/Hr	Emission Kg/day	Screening Value (PPM) afterRepair	Emission Kg/Hr	Emission Kg/day
758	10-12-2025	25-FV-1502 U/S line (I/V Flange/Bonnet)	758	"	Flange	0	0	0	0	0	0
759	10-12-2025	25-FV-1502 D/S line (I/V Gland)	759	"	Valve	0	0	0	0	0	0
760	10-12-2025	25-FV-1502 D/S line (I/V Flange/Bonnet)	760	"	Flange	0	0	0	0	0	0
761	10-12-2025	25-FV-1502 Bypass line (I/V Gland)	761	"	Valve	0	0	0	0	0	0
762	10-12-2025	25-FV-1502 Bypass line (I/V U/S Flange)	762	"	Flange	0	0	0	0	0	0
763	10-12-2025	25-FV-1502 Bypass line (I/V D/S Flange)	763	"	Flange	0	0	0	0	0	0
764	10-12-2025	25-FV-1502 Bypass line (I/V Flange/Bonnet)	764	"	Flange	0	0	0	0	0	0
765	10-12-2025	25-FV-1502 U/S drain (I/V Gland)	765	0.5 Inch	Valve	0	0	0	0	0	0
766	10-12-2025	25-FV-1502 U/S drain (I/V Flange/Bonnet)	766	"	Flange	0	0	0	0	0	0
767	10-12-2025	25-FV-1502 U/S drain (End Flange)	767	"	Flange	0	0	0	0	0	0
768	10-12-2025	25-FV-1502 D/S drain (I/V Gland)	768	"	Valve	0	0	0	0	0	0
769	10-12-2025	25-FV-1502 D/S drain (I/V Flange/Bonnet)	769	"	Flange	0	0	0	0	0	0
770	10-12-2025	25-FV-1502 D/S drain (End Flange)	770	"	Flange	0	0	0	0	0	0
771	10-12-2025	25-FV-1502 LIGHT CN FOR CN MS BLENDING line (I/V Gland)	771	1.5 Inch	Valve	0	0	0	0	0	0
772	10-12-2025	25-FV-1502 LIGHT CN FOR CN MS BLENDING line (I/V Flange/Bonnet)	772	"	Flange	0	0	0	0	0	0
773	10-12-2025	25-MP-05A Suction line (I/V Gland)	773	Insulation	Valve	0	0	0	0	0	0
774	10-12-2025	25-MP-05A Discharge line (I/V Gland)	774	"	Valve	0	0	0	0	0	0
775	10-12-2025	25-MP-05B Suction line (I/V Gland)	775	Insulation	Valve	0	0	0	0	0	0
776	10-12-2025	25-MP-05B Discharge line (I/V Gland)	776	"	Valve	0	0	0	0	0	0
777	10-12-2025	25-MP-04A Suction line (I/V Gland)	777	4 Inch	Valve	0	0	0	0	0	0
778	10-12-2025	25-MP-04A Suction line (I/V U/S Flange)	778	"	Flange	0	0	0	0	0	0
779	10-12-2025	25-MP-04A Suction line (I/V D/S Flange)	779	"	Flange	0	0	0	0	0	0
780	10-12-2025	25-MP-04A Suction line (I/V Flange/Bonnet)	780	"	Flange	0	0	0	0	0	0
781	10-12-2025	25-MP-04A Discharge line (I/V Gland)	781	3 Inch	Valve	0	0	0	0	0	0
782	10-12-2025	25-MP-04A Discharge line (I/V U/S Flange)	782	"	Flange	0	0	0	0	0	0
783	10-12-2025	25-MP-04A Discharge line (I/V D/S Flange)	783	"	Flange	0	0	0	0	0	0
784	10-12-2025	25-MP-04A Discharge line (I/V Flange/Bonnet)	784	"	Flange	0	0	0	0	0	0
785	10-12-2025	25-MP-04A Discharge line (NRV Top Flange)	785	"	Flange	0	0	0	0	0	0
786	10-12-2025	25-MP-04A Discharge line (NRV U/S Flange)	786	"	Flange	0	0	0	0	0	0
787	10-12-2025	25-MP-04A Discharge line (NRV D/S Flange)	787	"	Flange	0	0	0	0	0	0
788	10-12-2025	25-MP-04B Suction line (I/V Gland)	788	4 Inch	Valve	0	0	0	0	0	0
789	10-12-2025	25-MP-04B Suction line (I/V U/S Flange)	789	"	Flange	0	0	0	0	0	0
790	10-12-2025	25-MP-04B Suction line (I/V D/S Flange)	790	"	Flange	0	0	0	0	0	0
791	10-12-2025	25-MP-04B Suction line (I/V Flange/Bonnet)	791	"	Flange	0	0	0	0	0	0
792	10-12-2025	25-MP-04B Discharge line (I/V Gland)	792	3 Inch	Valve	0	0	0	0	0	0
793	10-12-2025	25-MP-04B Discharge line (I/V U/S Flange)	793	"	Flange	0	0	0	0	0	0
794	10-12-2025	25-MP-04B Discharge line (I/V D/S Flange)	794	"	Flange	0	0	0	0	0	0
795	10-12-2025	25-MP-04B Discharge line (I/V Flange/Bonnet)	795	"	Flange	0	0	0	0	0	0
796	10-12-2025	25-MP-04B Discharge line (NRV Top Flange)	796	"	Flange	0	0	0	0	0	0
797	10-12-2025	25-MP-04B Discharge line (NRV U/S Flange)	797	"	Flange	0	0	0	0	0	0

Sr.No.	Date	Location	Tag No.	Line Size	Componenet Type	Screening Value (PPM) before Repair	Emission Kg/Hr	Emission Kg/day	Screening Value (PPM) afterRepair	Emission Kg/Hr	Emission Kg/day
798	10-12-2025	25-MP-04B Discharge line (NRV D/S Flange)	798	"	Flange	0	0	0	0	0	0
799	11-12-2025	25-MP-02A Suction line (I/V Gland)	799	10 Inch	Valve	0	0	0	0	0	0
800	11-12-2025	25-MP-02A Suction line (I/V U/S Flange)	800	"	Flange	0	0	0	0	0	0
801	11-12-2025	25-MP-02A Suction line (I/V D/S Flange)	801	"	Flange	0	0	0	0	0	0
802	11-12-2025	25-MP-02A Suction line (I/V Flange/Bonnet)	802	"	Flange	0	0	0	0	0	0
803	11-12-2025	25-MP-02A Discharge line (I/V Gland)	803	8 Inch	Valve	0	0	0	0	0	0
804	11-12-2025	25-MP-02A Discharge line (I/V U/S Flange)	804	"	Flange	0	0	0	0	0	0
805	11-12-2025	25-MP-02A Discharge line (I/V D/S Flange)	805	"	Flange	0	0	0	0	0	0
806	11-12-2025	25-MP-02A Discharge line (I/V Flange/Bonnet)	806	"	Flange	0	0	0	0	0	0
807	11-12-2025	25-MP-02A Discharge line (NRV Top Flange)	807	"	Flange	0	0	0	0	0	0
808	11-12-2025	25-MP-02A Discharge line (NRV U/S Flange)	808	"	Flange	0	0	0	0	0	0
809	11-12-2025	25-MP-02A Discharge line (NRV D/S Flange)	809	"	Flange	0	0	0	0	0	0
810	11-12-2025	25-MP-02B Suction line (I/V Gland)	810	10 Inch	Valve	0	0	0	0	0	0
811	11-12-2025	25-MP-02B Suction line (I/V U/S Flange)	811	"	Flange	0	0	0	0	0	0
812	11-12-2025	25-MP-02B Suction line (I/V D/S Flange)	812	"	Flange	0	0	0	0	0	0
813	11-12-2025	25-MP-02B Suction line (I/V Flange/Bonnet)	813	"	Flange	0	0	0	0	0	0
814	11-12-2025	25-MP-02B Discharge line (I/V Gland)	814	8 Inch	Valve	0	0	0	0	0	0
815	11-12-2025	25-MP-02B Discharge line (I/V U/S Flange)	815	"	Flange	0	0	0	0	0	0
816	11-12-2025	25-MP-02B Discharge line (I/V D/S Flange)	816	"	Flange	0	0	0	0	0	0
817	11-12-2025	25-MP-02B Discharge line (I/V Flange/Bonnet)	817	"	Flange	0	0	0	0	0	0
818	11-12-2025	25-MP-02B Discharge line (NRV Top Flange)	818	"	Flange	0	0	0	0	0	0
819	11-12-2025	25-MP-02B Discharge line (NRV U/S Flange)	819	"	Flange	0	0	0	0	0	0
820	11-12-2025	25-MP-02B Discharge line (NRV D/S Flange)	820	"	Flange	0	0	0	0	0	0
821	11-12-2025	25-MP-003A Suction line (I/V Gland)	821	Insulation	Valve	0	0	0	0	0	0
822	11-12-2025	25-MP-003A Discharge line (I/V Gland)	822	"	Valve	0	0	0	0	0	0
823	11-12-2025	25-MP-003B Suction line (I/V Gland)	823	Insulation	Valve	0	0	0	0	0	0
824	11-12-2025	25-MP-003B Discharge line (I/V Gland)	824	"	Valve	0	0	0	0	0	0
825	11-12-2025	25-FV-1303 (C/V Gland)	825	2 Inch	Valve	16.4	0.000052	0.001256495	16.4	0.000052	0.001256495
826	11-12-2025	25-FV-1303 (C/V U/S Flange)	826	"	Flange	0	0	0	0	0	0
827	11-12-2025	25-FV-1303 (C/V D/S Flange)	827	"	Flange	0	0	0	0	0	0
828	11-12-2025	25-FV-1303 (C/V Flange/Bonnet)	828	"	Flange	0	0	0	0	0	0
829	11-12-2025	25-FV-1303 U/S line (I/V Gland)	829	4 Inch	Valve	0	0	0	0	0	0
830	11-12-2025	25-FV-1303 U/S line (I/V U/S Flange)	830	"	Flange	0	0	0	0	0	0
831	11-12-2025	25-FV-1303 U/S line (I/V D/S Flange)	831	"	Flange	0	0	0	0	0	0
832	11-12-2025	25-FV-1303 U/S line (I/V Flange/Bonnet)	832	"	Flange	0	0	0	0	0	0
833	11-12-2025	25-FV-1303 D/S line (I/V Gland)	833	"	Valve	0	0	0	0	0	0
834	11-12-2025	25-FV-1303 D/S line (I/V U/S Flange)	834	"	Flange	0	0	0	0	0	0
835	11-12-2025	25-FV-1303 D/S line (I/V D/S Flange)	835	"	Flange	0	0	0	0	0	0
836	11-12-2025	25-FV-1303 D/S line (I/V Flange/Bonnet)	836	"	Flange	0	0	0	0	0	0
837	11-12-2025	25-FV-1303 Bypass line (I/V Gland)	837	2 Inch	Valve	0	0	0	0	0	0

Sr.No.	Date	Location	Tag No.	Line Size	Componenet Type	Screening Value (PPM) before Repair	Emission Kg/Hr	Emission Kg/day	Screening Value (PPM) afterRepair	Emission Kg/Hr	Emission Kg/day
838	11-12-2025	25-FV-1303 Bypass line (I/V U/S Flange)	838	"	Flange	0	0	0	0	0	0
839	11-12-2025	25-FV-1303 Bypass line (I/V D/S Flange)	839	"	Flange	0	0	0	0	0	0
840	11-12-2025	25-FV-1303 Bypass line (I/V Flange/Bonnet)	840	"	Flange	0	0	0	0	0	0
841	11-12-2025	25-FV-1303 To Light SRN To DIP COLUMN Lower (I/V Gland)	841	4 Inch	Valve	12.1	0.000043	0.00103 3664	12.1	0.000043	0.001033 664
842	11-12-2025	25-FV-1303 To Light SRN To DIP COLUMN Lower (I/V U/S Flange)	842	"	Flange	0	0	0	0	0	0
843	11-12-2025	25-FV-1303 To Light SRN To DIP COLUMN Lower (I/V D/S Flange)	843	"	Flange	0	0	0	0	0	0
844	11-12-2025	25-FV-1303 To Light SRN To DIP COLUMN Lower (I/V Flange/Bonnet)	844	"	Flange	0	0	0	0	0	0
845	11-12-2025	25-FV-1303 To Light SRN To DIP COLUMN Upper (I/V Gland)	845	"	Valve	0	0	0	0	0	0
846	11-12-2025	25-FV-1303 To Light SRN To DIP COLUMN Upper (I/V U/S Flange)	846	"	Flange	0	0	0	0	0	0
847	11-12-2025	25-FV-1303 To Light SRN To DIP COLUMN Upper (I/V D/S Flange)	847	"	Flange	0	0	0	0	0	0
848	11-12-2025	25-FV-1303 To Light SRN To DIP COLUMN Upper (I/V Flange/Bonnet)	848	"	Flange	0	0	0	0	0	0
849	11-12-2025	25-FV-1303 To Light SRN To DIP COLUMN drain line (I/V Gland)	849	"	Valve	0	0	0	0	0	0
850	11-12-2025	25-FV-1303 To Light SRN To DIP COLUMN drain line (I/V Flange/Bonnet)	850	"	Flange	0	0	0	0	0	0
851	11-12-2025	25-FV-1303 To Light SRN To DIP COLUMN drain line (End Flange)	851	"	Flange	0	0	0	0	0	0
852	11-12-2025	25-FV-1303 To DIP Bypass To FSD Line Upper (I/V Gland)	852	4 Inch	Valve	0	0	0	0	0	0
853	11-12-2025	25-FV-1303 To DIP Bypass To FSD Line Upper (I/V U/S Flange)	853	"	Flange	0	0	0	0	0	0
854	11-12-2025	25-FV-1303 To DIP Bypass To FSD Line Upper (I/V D/S Flange)	854	"	Flange	0	0	0	0	0	0
855	11-12-2025	25-FV-1303 To DIP Bypass To FSD Line Upper (I/V Flange/Bonnet)	855	"	Flange	0	0	0	0	0	0
856	11-12-2025	25-FV-1303 To DIP Bypass To FSD Line Lower (I/V Gland)	856	"	Valve	0	0	0	0	0	0
857	11-12-2025	25-FV-1303 To DIP Bypass To FSD Line Lower (I/V U/S Flange)	857	"	Flange	0	0	0	0	0	0
858	11-12-2025	25-FV-1303 To DIP Bypass To FSD Line Lower (I/V D/S Flange)	858	"	Flange	0	0	0	0	0	0
859	11-12-2025	25-FV-1303 To DIP Bypass To FSD Line Lower (I/V Flange/Bonnet)	859	"	Flange	0	0	0	0	0	0
860	11-12-2025	25-FV-1303 To Start Up line To FSD line Lower (I/V Gland)	860	"	Valve	0	0	0	0	0	0
861	11-12-2025	25-FV-1303 To Start Up line To FSD line Lower (I/V U/S Flange)	861	"	Flange	0	0	0	0	0	0
862	11-12-2025	25-FV-1303 To Start Up line To FSD line Lower (I/V D/S Flange)	862	"	Flange	0	0	0	0	0	0
863	11-12-2025	25-FV-1303 To Start Up line To FSD line Lower (I/V Flange/Bonnet)	863	"	Flange	0	0	0	0	0	0
864	11-12-2025	25-FV-1303 To Start Up line To FSD line Upper (I/V Gland)	864	"	Valve	217.1	0.000275	0.00659 7306	217.1	0.000275	0.006597 306
865	11-12-2025	25-FV-1303 To Start Up line To FSD line Upper (I/V U/S Flange)	865	"	Flange	0	0	0	0	0	0
866	11-12-2025	25-FV-1303 To Start Up line To FSD line Upper (I/V D/S Flange)	866	"	Flange	0	0	0	0	0	0
867	11-12-2025	25-FV-1303 To Start Up line To FSD line Upper (I/V Flange/Bonnet)	867	"	Flange	0	0	0	0	0	0
868	11-12-2025	25-FV-1303 To Start Up line To FSD drain line (I/V Gland)	868	0.5 Inch	Valve	0	0	0	0	0	0
869	11-12-2025	25-FV-1303 To Start Up line To FSD drain line (I/V Flange/Bonnet)	869	4 Inch	Flange	0	0	0	0	0	0
870	11-12-2025	25-FV-1303 To Start Up line To FSD drain line (End Flange)	870	"	Flange	0	0	0	0	0	0
871	11-12-2025	25-FV-1303 To Light SRN For MS BLENDING line (I/V Gland)	871	"	Valve	0	0	0	0	0	0
872	11-12-2025	25-FV-1303 To Light SRN For MS BLENDING line (I/V U/S Flange)	872	"	Flange	0	0	0	0	0	0
873	11-12-2025	25-FV-1303 To Light SRN For MS BLENDING line (I/V D/S Flange)	873	"	Flange	0	0	0	0	0	0
874	11-12-2025	25-FV-1303 To Light SRN For MS BLENDING line (I/V Flange/Bonnet)	874	"	Flange	0	0	0	0	0	0
875	11-12-2025	25-LV-1102 (C/V Gland)	875	3 Inch	Valve	39.8	0.000093	0.00222 0015	39.8	0.000093	0.002220 015
876	11-12-2025	25-LV-1102 (C/V U/S Flange)	876	"	Flange	0	0	0	0	0	0

Sr.No.	Date	Location	Tag No.	Line Size	Componenet Type	Screening Value (PPM) before Repair	Emission Kg/Hr	Emission Kg/day	Screening Value (PPM) afterRepair	Emission Kg/Hr	Emission Kg/day
877	11-12-2025	25-LV-1102 (C/V D/S Flange)	877	"	Flange	0	0	0	0	0	0
878	11-12-2025	25-LV-1102 (C/V Flange/Bonnet)	878	"	Flange	0	0	0	0	0	0
879	11-12-2025	25-LV-1102 U/S line (I/V Gland)	879	4 Inch	Valve	0	0	0	0	0	0
880	11-12-2025	25-LV-1102 U/S line (I/V U/S Flange)	880	"	Flange	0	0	0	0	0	0
881	11-12-2025	25-LV-1102 U/S line (I/V D/S Flange)	881	"	Flange	0	0	0	0	0	0
882	11-12-2025	25-LV-1102 U/S line (I/V Flange/Bonnet)	882	"	Flange	0	0	0	0	0	0
883	11-12-2025	25-LV-1102 D/S line (I/V Gland)	883	"	Valve	0	0	0	0	0	0
884	11-12-2025	25-LV-1102 D/S line (I/V U/S Flange)	884	"	Flange	0	0	0	0	0	0
885	11-12-2025	25-LV-1102 D/S line (I/V D/S Flange)	885	"	Flange	0	0	0	0	0	0
886	11-12-2025	25-LV-1102 D/S line (I/V Flange/Bonnet)	886	"	Flange	0	0	0	0	0	0
887	11-12-2025	25-LV-1102 Bypass line (I/V Gland)	887	3 Inch	Valve	0	0	0	0	0	0
888	11-12-2025	25-LV-1102 Bypass line (I/V U/S Flange)	888	"	Flange	0	0	0	0	0	0
889	11-12-2025	25-LV-1102 Bypass line (I/V D/S Flange)	889	"	Flange	0	0	0	0	0	0
890	11-12-2025	25-LV-1102 Bypass line (I/V Flange/Bonnet)	890	"	Flange	0	0	0	0	0	0
891	11-12-2025	25-LV-1102 U/S drain (I/V Gland)	891	0.5 Inch	Valve	0	0	0	0	0	0
892	11-12-2025	25-LV-1102 U/S drain (I/V Flange/Bonnet)	892	"	Flange	0	0	0	0	0	0
893	11-12-2025	25-LV-1102 U/S drain (End Flange)	893	"	Flange	0	0	0	0	0	0
894	11-12-2025	25-LV-1102 U/S drain (I/V Gland)	894	"	Valve	0	0	0	0	0	0
895	11-12-2025	25-LV-1102 U/S drain (I/V Flange/Bonnet)	895	"	Flange	0	0	0	0	0	0
896	11-12-2025	25-LV-1102 U/S drain (End Flange)	896	"	Flange	0	0	0	0	0	0
897	11-12-2025	25-FT-1101 (M.F.M U/S Flange)	897	4 Inch	Flange	0	0	0	0	0	0
898	11-12-2025	25-FT-1101 (M.F.M D/S Flange)	898	"	Flange	0	0	0	0	0	0
899	11-12-2025	25-FT-1101 U/S line (I/V Gland)	899	"	Valve	42.3	0.000096	0.002308562	42.3	0.000096	0.002308562
900	11-12-2025	25-FT-1101 U/S line (I/V U/S Flange)	900	"	Flange	0	0	0	0	0	0
901	11-12-2025	25-FT-1101 U/S line (I/V D/S Flange)	901	"	Flange	0	0	0	0	0	0
902	11-12-2025	25-FT-1101 U/S line (I/V Flange/Bonnet)	902	"	Flange	0	0	0	0	0	0
903	11-12-2025	25-FT-1101 D/S line (I/V Gland)	903	"	Valve	0	0	0	0	0	0
904	11-12-2025	25-FT-1101 D/S line (I/V U/S Flange)	904	"	Flange	0	0	0	0	0	0
905	11-12-2025	25-FT-1101 D/S line (I/V D/S Flange)	905	"	Flange	0	0	0	0	0	0
906	11-12-2025	25-FT-1101 D/S line (I/V Flange/Bonnet)	906	"	Flange	0	0	0	0	0	0
907	11-12-2025	25-FT-1101 Bypass line (I/V Gland)	907	3 Inch	Valve	0	0	0	0	0	0
908	11-12-2025	25-FT-1101 Bypass line (I/V U/S Flange)	908	"	Flange	0	0	0	0	0	0
909	11-12-2025	25-FT-1101 Bypass line (I/V D/S Flange)	909	"	Flange	0	0	0	0	0	0
910	11-12-2025	25-FT-1101 Bypass line (I/V Flange/Bonnet)	910	"	Flange	0	0	0	0	0	0
911	11-12-2025	25-FV-1102 (C/V Gland)	911	3 Inch	Valve	0	0	0	0	0	0
912	11-12-2025	25-FV-1102 (C/V U/S Flange)	912	"	Flange	0	0	0	0	0	0
913	11-12-2025	25-FV-1102 (C/V D/S Flange)	913	"	Flange	0	0	0	0	0	0
914	11-12-2025	25-FV-1102 (C/V Flange/Bonnet)	914	"	Flange	0	0	0	0	0	0
915	11-12-2025	25-FV-1102 U/S line (I/V Gland)	915	4 Inch	Valve	0	0	0	0	0	0
916	11-12-2025	25-FV-1102 U/S line (I/V U/S Flange)	916	"	Flange	0	0	0	0	0	0

Sr.No.	Date	Location	Tag No.	Line Size	Componenet Type	Screening Value (PPM) before Repair	Emission Kg/Hr	Emission Kg/day	Screening Value (PPM) afterRepair	Emission Kg/Hr	Emission Kg/day
917	11-12-2025	25-FV-1102 U/S line (I/V D/S Flange)	917	"	Flange	0	0	0	0	0	0
918	11-12-2025	25-FV-1102 U/S line (I/V Flange/Bonnet)	918	"	Flange	0	0	0	0	0	0
919	11-12-2025	25-FV-1102 D/S line (I/V Gland)	919	"	Valve	0	0	0	0	0	0
920	11-12-2025	25-FV-1102 D/S line (I/V U/S Flange)	920	"	Flange	0	0	0	0	0	0
921	11-12-2025	25-FV-1102 D/S line (I/V D/S Flange)	921	"	Flange	0	0	0	0	0	0
922	11-12-2025	25-FV-1102 D/S line (I/V Flange/Bonnet)	922	"	Flange	0	0	0	0	0	0
923	11-12-2025	25-FV-1102 Bypass line (I/V Gland)	923	3 Inch	Valve	0	0	0	0	0	0
924	11-12-2025	25-FV-1102 Bypass line (I/V U/S Flange)	924	"	Flange	0	0	0	0	0	0
925	11-12-2025	25-FV-1102 Bypass line (I/V D/S Flange)	925	"	Flange	0	0	0	0	0	0
926	11-12-2025	25-FV-1102 Bypass line (I/V Flange/Bonnet)	926	"	Flange	0	0	0	0	0	0
927	11-12-2025	25-FV-1102 U/S drain (I/V Gland)	927	0.5 Inch	Valve	0	0	0	0	0	0
928	11-12-2025	25-FV-1102 U/S drain (I/V Flange/Bonnet)	928	"	Flange	0	0	0	0	0	0
929	11-12-2025	25-FV-1102 U/S drain (End Flange)	929	"	Flange	0	0	0	0	0	0
930	11-12-2025	25-FV-1102 U/S drain (I/V Gland)	930	"	Valve	0	0	0	0	0	0
931	11-12-2025	25-FV-1102 U/S drain (I/V Flange/Bonnet)	931	"	Flange	0	0	0	0	0	0
932	11-12-2025	25-FV-1102 U/S drain (End Flange)	932	"	Flange	0	0	0	0	0	0
933	11-12-2025	25-LV-1106 (C/V Gland)	933	1 Inch	Valve	0	0	0	0	0	0
934	11-12-2025	25-LV-1106 (C/V U/S Flange)	934	"	Flange	0	0	0	0	0	0
935	11-12-2025	25-LV-1106 (C/V D/S Flange)	935	"	Flange	0	0	0	0	0	0
936	11-12-2025	25-LV-1106 (C/V Flange/Bonnet)	936	"	Flange	0	0	0	0	0	0
937	11-12-2025	25-LV-1106 U/S line (I/V Gland)	937	2 Inch	Valve	0	0	0	0	0	0
938	11-12-2025	25-LV-1106 U/S line (I/V U/S Flange)	938	"	Flange	0	0	0	0	0	0
939	11-12-2025	25-LV-1106 U/S line (I/V D/S Flange)	939	"	Flange	0	0	0	0	0	0
940	11-12-2025	25-LV-1106 U/S line (I/V Flange/Bonnet)	940	"	Flange	0	0	0	0	0	0
941	11-12-2025	25-LV-1106 D/S line (I/V Gland)	941	"	Valve	0	0	0	0	0	0
942	11-12-2025	25-LV-1106 D/S line (I/V U/S Flange)	942	"	Flange	0	0	0	0	0	0
943	11-12-2025	25-LV-1106 D/S line (I/V D/S Flange)	943	"	Flange	0	0	0	0	0	0
944	11-12-2025	25-LV-1106 D/S line (I/V Flange/Bonnet)	944	"	Flange	0	0	0	0	0	0
945	11-12-2025	25-LV-1106 Bypass line (I/V Gland)	945	2 Inch	Valve	0	0	0	0	0	0
946	11-12-2025	25-LV-1106 Bypass line (I/V U/S Flange)	946	"	Flange	0	0	0	0	0	0
947	11-12-2025	25-LV-1106 Bypass line (I/V D/S Flange)	947	"	Flange	0	0	0	0	0	0
948	11-12-2025	25-LV-1106 Bypass line (I/V Flange/Bonnet)	948	"	Flange	0	0	0	0	0	0
949	11-12-2025	25-LV-1106 To CBD line 1st (I/V Gland)	949	"	Valve	0	0	0	0	0	0
950	11-12-2025	25-LV-1106 To CBD line 1st (I/V U/S Flange)	950	"	Flange	0	0	0	0	0	0
951	11-12-2025	25-LV-1106 To CBD line 1st (I/V D/S Flange)	951	"	Flange	0	0	0	0	0	0
952	11-12-2025	25-LV-1106 To CBD line 1st (I/V Flange/Bonnet)	952	"	Flange	0	0	0	0	0	0
953	11-12-2025	25-LV-1106 To CBD line 2nd (I/V Gland)	953	"	Valve	0	0	0	0	0	0
954	11-12-2025	25-LV-1106 To CBD line 2nd (I/V U/S Flange)	954	"	Flange	0	0	0	0	0	0
955	11-12-2025	25-LV-1106 To CBD line 2nd (I/V D/S Flange)	955	"	Flange	0	0	0	0	0	0
956	11-12-2025	25-LV-1106 To CBD line 2nd (I/V Flange/Bonnet)	956	"	Flange	0	0	0	0	0	0

Sr.No.	Date	Location	Tag No.	Line Size	Componenet Type	Screening Value (PPM) before Repair	Emission Kg/Hr	Emission Kg/day	Screening Value (PPM) afterRepair	Emission Kg/Hr	Emission Kg/day
957	11-12-2025	25-LV-1106 FSD Drain TO CBD Upper (I/V Gland)	957	3 Inch	Valve	0	0	0	0	0	0
958	11-12-2025	25-LV-1106 FSD Drain TO CBD Upper (I/V U/S Flange)	958	"	Flange	0	0	0	0	0	0
959	11-12-2025	25-LV-1106 FSD Drain TO CBD Upper (I/V D/S Flange)	959	"	Flange	0	0	0	0	0	0
960	11-12-2025	25-LV-1106 FSD Drain TO CBD Upper (I/V Flange/Bonnet)	960	"	Flange	0	0	0	0	0	0
961	11-12-2025	25-LV-1106 FSD Drain TO CBD Lower (I/V Gland)	961	"	Valve	0	0	0	0	0	0
962	11-12-2025	25-LV-1106 FSD Drain TO CBD Lower (I/V U/S Flange)	962	"	Flange	0	0	0	0	0	0
963	11-12-2025	25-LV-1106 FSD Drain TO CBD Lower (I/V D/S Flange)	963	"	Flange	0	0	0	0	0	0
964	11-12-2025	25-LV-1106 FSD Drain TO CBD Lower (I/V Flange/Bonnet)	964	"	Flange	0	0	0	0	0	0
965	11-12-2025	25-P-020A Suction line (I/V Gland)	965	Insulation	Valve	116	0.000184	0.00441 1772	116	0.000184	0.004411 772
966	11-12-2025	25-P-020A Discharge line (I/V Gland)	966	"	Valve	0	0	0	0	0	0
967	11-12-2025	25-P-020B Suction line (I/V Gland)	967	Insulation	Valve	0	0	0	0	0	0
968	11-12-2025	25-P-020B Discharge line (I/V Gland)	968	"	Valve	0	0	0	0	0	0
969	11-12-2025	22-FV-2101 (C/V Gland)	969	2 Inch	Valve	158	0.000224	0.00537 9834	158	0.000224	0.005379 834
970	11-12-2025	22-FV-2101 (C/V U/S Flange)	970	"	Flange	0	0	0	0	0	0
971	11-12-2025	22-FV-2101 (C/V D/S Flange)	971	"	Flange	0	0	0	0	0	0
972	11-12-2025	22-FV-2101 (C/V Flange/Bonnet)	972	"	Flange	0	0	0	0	0	0
973	11-12-2025	22-FV-2101 U/S line (I/V Gland)	973	"	Valve	0	0	0	0	0	0
974	11-12-2025	22-FV-2101 U/S line (I/V U/S Flange)	974	"	Flange	0	0	0	0	0	0
975	11-12-2025	22-FV-2101 U/S line (I/V D/S Flange)	975	"	Flange	0	0	0	0	0	0
976	11-12-2025	22-FV-2101 U/S line (I/V Flange/Bonnet)	976	"	Flange	0	0	0	0	0	0
977	11-12-2025	22-FV-2101 D/S line (I/V Gland)	977	"	Valve	0	0	0	0	0	0
978	11-12-2025	22-FV-2101 D/S line (I/V U/S Flange)	978	"	Flange	0	0	0	0	0	0
979	11-12-2025	22-FV-2101 D/S line (I/V D/S Flange)	979	"	Flange	0	0	0	0	0	0
980	11-12-2025	22-FV-2101 D/S line (I/V Flange/Bonnet)	980	"	Flange	0	0	0	0	0	0
981	11-12-2025	22-FV-2101 D/S line 2nd. (I/V Gland)	981	3 Inch	Valve	0	0	0	0	0	0
982	11-12-2025	22-FV-2101 D/S line 2nd. (I/V U/S Flange)	982	"	Flange	0	0	0	0	0	0
983	11-12-2025	22-FV-2101 D/S line 2nd. (I/V D/S Flange)	983	"	Flange	0	0	0	0	0	0
984	11-12-2025	22-FV-2101 D/S line 2nd. (I/V Flange/Bonnet)	984	"	Flange	0	0	0	0	0	0
985	11-12-2025	22-FV-2101 Bypass line (I/V Gland)	985	1.5 Inch	Valve	0	0	0	0	0	0
986	11-12-2025	22-FV-2101 Bypass line (I/V Flange/Bonnet)	986	"	Flange	0	0	0	0	0	0
987	11-12-2025	25-FV-2101 Main line upper (I/V Gland)	987	3 Inch	Valve	0	0	0	0	0	0
988	11-12-2025	25-FV-2101 Main line upper (I/V U/S Flange)	988	"	Flange	0	0	0	0	0	0
989	11-12-2025	25-FV-2101 Main line upper (I/V D/S Flange)	989	"	Flange	0	0	0	0	0	0
990	11-12-2025	25-FV-2101 Main line upper (I/V Flange/Bonnet)	990	"	Flange	0	0	0	0	0	0
991	11-12-2025	25-FV-2101 Main line lower (I/V Gland)	991	"	Valve	0	0	0	0	0	0
992	11-12-2025	25-FV-2101 Main line lower (I/V U/S Flange)	992	"	Flange	0	0	0	0	0	0
993	11-12-2025	25-FV-2101 Main line lower (I/V D/S Flange)	993	"	Flange	0	0	0	0	0	0
994	11-12-2025	25-FV-2101 Main line lower (I/V Flange/Bonnet)	994	"	Flange	0	0	0	0	0	0
995	11-12-2025	25-FV-2101 U/S drain line (I/V Gland)	995	0.5 Inch	Valve	0	0	0	0	0	0
996	11-12-2025	25-FV-2101 U/S drain line (I/V Flange/Bonnet)	996	"	Flange	0	0	0	0	0	0

Sr.No.	Date	Location	Tag No.	Line Size	Componenet Type	Screening Value (PPM) before Repair	Emission Kg/Hr	Emission Kg/day	Screening Value (PPM) afterRepair	Emission Kg/Hr	Emission Kg/day
997	11-12-2025	25-FV-2101 D/S drain line (I/V Gland)	997	"	Valve	0	0	0	0	0	0
998	11-12-2025	25-FV-2101 D/S drain line (I/V Flange/Bonnet)	998	"	Flange	0	0	0	0	0	0
999	11-12-2025	25-FV-2101 D/S drain line (End Flange)	999	"	Flange	0	0	0	0	0	0
1000	11-12-2025	39-PV-550 (C/V Gland)	1000	4 Inch	Valve	0	0	0	0	0	0
1001	11-12-2025	39-PV-550 (C/V U/S Flange)	1001	"	Flange	0	0	0	0	0	0
1002	11-12-2025	39-PV-550 (C/V D/S Flange)	1002	"	Flange	0	0	0	0	0	0
1003	11-12-2025	39-PV-550 (C/V Flange/Bonnet)	1003	"	Flange	0	0	0	0	0	0
1004	11-12-2025	39-PV-550 U/S line (I/V Gland)	1004	"	Valve	0	0	0	0	0	0
1005	11-12-2025	39-PV-550 U/S line (I/V U/S Flange)	1005	"	Flange	0	0	0	0	0	0
1006	11-12-2025	39-PV-550 U/S line (I/V D/S Flange)	1006	"	Flange	0	0	0	0	0	0
1007	11-12-2025	39-PV-550 U/S line (I/V Flange/Bonnet)	1007	"	Flange	0	0	0	0	0	0
1008	11-12-2025	39-PV-550 D/S line (I/V Gland)	1008	"	Valve	0	0	0	0	0	0
1009	11-12-2025	39-PV-550 D/S line (I/V U/S Flange)	1009	"	Flange	0	0	0	0	0	0
1010	11-12-2025	39-PV-550 D/S line (I/V D/S Flange)	1010	"	Flange	0	0	0	0	0	0
1011	11-12-2025	39-PV-550 D/S line (I/V Flange/Bonnet)	1011	"	Flange	0	0	0	0	0	0
1012	11-12-2025	39-PV-550 Bypass line (I/V Gland)	1012	3 Inch	Valve	0	0	0	0	0	0
1013	11-12-2025	39-PV-550 Bypass line (I/V U/S Flange)	1013	"	Flange	0	0	0	0	0	0
1014	11-12-2025	39-PV-550 Bypass line (I/V D/S Flange)	1014	"	Flange	0	0	0	0	0	0
1015	11-12-2025	39-PV-550 Bypass line (I/V Flange/Bonnet)	1015	"	Flange	0	0	0	0	0	0
1016	11-12-2025	39-PV-550 U/S drain line (I/V Gland)	1016	0.5 Inch	Valve	0	0	0	0	0	0
1017	11-12-2025	39-PV-550 U/S drain line (I/V Flange/Bonnet)	1017	"	Flange	0	0	0	0	0	0
1018	11-12-2025	39-PV-550 D/S drain line (I/V Gland)	1018	"	Valve	0	0	0	0	0	0
1019	11-12-2025	39-PV-550 D/S drain line (I/V Flange/Bonnet)	1019	"	Flange	0	0	0	0	0	0
1020	11-12-2025	39-PV-550 D/S drain line (End Flange)	1020	"	Flange	0	0	0	0	0	0
1021	11-12-2025	25-MP-010A Suction line (I/V Gland)	1021	Insulation	Valve	0	0	0	0	0	0
1022	11-12-2025	25-MP-010A Discharge line (I/V Gland)	1022	"	Valve	48.6	0.000105	0.00252378	48.6	0.000105	0.00252378
1023	11-12-2025	25-MP-010B Suction line (I/V Gland)	1023	Insulation	Valve	0	0	0	0	0	0
1024	11-12-2025	25-MP-010B Discharge line (I/V Gland)	1024	"	Valve	0	0	0	0	0	0
1025	11-12-2025	25-MP-012A Suction line (I/V Gland)	1025	Insulation	Valve	0	0	0	0	0	0
1026	11-12-2025	25-MP-012A Discharge line (I/V Gland)	1026	"	Valve	4602	0.001953	0.046864366	4602	0.001953	0.046864366
1027	11-12-2025	25-MP-012B Suction line (I/V Gland)	1027	Insulation	Valve	0	0	0	0	0	0
1028	11-12-2025	25-MP-012B Discharge line (I/V Gland)	1028	"	Valve	0	0	0	0	0	0
1029	11-12-2025	25-FV-3102 (C/V Gland)	1029	3 Inch	Valve	0	0	0	0	0	0
1030	11-12-2025	25-FV-3102 (C/V U/S Flange)	1030	"	Flange	0	0	0	0	0	0
1031	11-12-2025	25-FV-3102 (C/V D/S Flange)	1031	"	Flange	0	0	0	0	0	0
1032	11-12-2025	25-FV-3102 (C/V Flange/Bonnet)	1032	"	Flange	0	0	0	0	0	0
1033	11-12-2025	25-FV-3102 U/S line (I/V Gland)	1033	"	Valve	0	0	0	0	0	0
1034	11-12-2025	25-FV-3102 U/S line (I/V U/S Flange)	1034	"	Flange	0	0	0	0	0	0
1035	11-12-2025	25-FV-3102 U/S line (I/V D/S Flange)	1035	"	Flange	0	0	0	0	0	0
1036	11-12-2025	25-FV-3102 U/S line (I/V Flange/Bonnet)	1036	"	Flange	0	0	0	0	0	0

Sr.No.	Date	Location	Tag No.	Line Size	Componenet Type	Screening Value (PPM) before Repair	Emission Kg/Hr	Emission Kg/day	Screening Value (PPM) afterRepair	Emission Kg/Hr	Emission Kg/day
1037	11-12-2025	25-FV-3102 D/S line (I/V Gland)	1037	"	Valve	128.4	0.000196	0.004709012	128.4	0.000196	0.004709012
1038	11-12-2025	25-FV-3102 D/S line (I/V U/S Flange)	1038	"	Flange	0	0	0	0	0	0
1039	11-12-2025	25-FV-3102 D/S line (I/V D/S Flange)	1039	"	Flange	0	0	0	0	0	0
1040	11-12-2025	25-FV-3102 D/S line (I/V Flange/Bonnet)	1040	"	Flange	0	0	0	0	0	0
1041	11-12-2025	25-FV-3102 Bypass line (I/V Gland)	1041	3 Inch	Valve	0	0	0	0	0	0
1042	11-12-2025	25-FV-3102 Bypass line (I/V U/S Flange)	1042	"	Flange	0	0	0	0	0	0
1043	11-12-2025	25-FV-3102 Bypass line (I/V D/S Flange)	1043	"	Flange	0	0	0	0	0	0
1044	11-12-2025	25-FV-3102 Bypass line (I/V Flange/Bonnet)	1044	"	Flange	0	0	0	0	0	0
1045	11-12-2025	25-FV-3102 drain line (I/V Gland)	1045	0.5 Inch	Valve	0	0	0	0	0	0
1046	11-12-2025	25-FV-3102 drain line (I/V Flange/Bonnet)	1046	"	Valve	0	0	0	0	0	0
1047	11-12-2025	25-FV-3102 drain line (End Flange)	1047	"	Flange	0	0	0	0	0	0
1048	11-12-2025	25-FV-3101 (C/V Gland)	1048	Insulation	Valve	0	0	0	0	0	0
1049	11-12-2025	25-P-011A Suction line (I/V Gland)	1049	8 Inch	Valve	0	0	0	0	0	0
1050	11-12-2025	25-P-011A Suction line (I/V U/S Flange)	1050	"	Flange	0	0	0	0	0	0
1051	11-12-2025	25-P-011A Suction line (I/V D/S Flange)	1051	"	Flange	0	0	0	0	0	0
1052	11-12-2025	25-P-011A Suction line (I/V Flange/Bonnet)	1052	"	Flange	0	0	0	0	0	0
1053	11-12-2025	25-P-011A Discharge line (I/V Gland)	1053	4 Inch	Valve	0	0	0	0	0	0
1054	11-12-2025	25-P-011A Discharge line (I/V U/S Flange)	1054	"	Flange	0	0	0	0	0	0
1055	11-12-2025	25-P-011A Discharge line (I/V D/S Flange)	1055	"	Flange	0	0	0	0	0	0
1056	11-12-2025	25-P-011A Discharge line (I/V Flange/Bonnet)	1056	"	Flange	0	0	0	0	0	0
1057	11-12-2025	25-P-011A Discharge line (NRV Top Flange)	1057	"	Flange	0	0	0	0	0	0
1058	11-12-2025	25-P-011A Discharge line (NRV U/S Flange)	1058	"	Flange	0	0	0	0	0	0
1059	11-12-2025	25-P-011A Discharge line (NRV D/S Flange)	1059	"	Flange	0	0	0	0	0	0
1060	11-12-2025	25-P-011A To CBD line 1st (I/V Gland)	1060	2 Inch	Valve	0	0	0	0	0	0
1061	11-12-2025	25-P-011A To CBD line 1st (I/V U/S Flange)	1061	"	Flange	0	0	0	0	0	0
1062	11-12-2025	25-P-011A To CBD line 1st (I/V D/S Flange)	1062	"	Flange	0	0	0	0	0	0
1063	11-12-2025	25-P-011A To CBD line 1st (I/V Flange/Bonnet)	1063	"	Flange	0	0	0	0	0	0
1064	11-12-2025	25-P-011A To CBD line 2nd (I/V Gland)	1064	"	Valve	0	0	0	0	0	0
1065	11-12-2025	25-P-011A To CBD line 2nd (I/V U/S Flange)	1065	"	Flange	0	0	0	0	0	0
1066	11-12-2025	25-P-011A To CBD line 2nd (I/V D/S Flange)	1066	"	Flange	0	0	0	0	0	0
1067	11-12-2025	25-P-011A To CBD line 2nd (I/V Flange/Bonnet)	1067	"	Flange	0	0	0	0	0	0
1068	11-12-2025	25-P-011B Suction line (I/V Gland)	1068	8 Inch	Valve	0	0	0	0	0	0
1069	11-12-2025	25-P-011B Suction line (I/V U/S Flange)	1069	"	Flange	0	0	0	0	0	0
1070	11-12-2025	25-P-011B Suction line (I/V D/S Flange)	1070	"	Flange	0	0	0	0	0	0
1071	11-12-2025	25-P-011B Suction line (I/V Flange/Bonnet)	1071	"	Flange	0	0	0	0	0	0
1072	11-12-2025	25-P-011B Discharge line (I/V Gland)	1072	4 Inch	Valve	0	0	0	0	0	0
1073	11-12-2025	25-P-011B Discharge line (I/V U/S Flange)	1073	"	Flange	0	0	0	0	0	0
1074	11-12-2025	25-P-011B Discharge line (I/V D/S Flange)	1074	"	Flange	0	0	0	0	0	0
1075	11-12-2025	25-P-011B Discharge line (I/V Flange/Bonnet)	1075	"	Flange	0	0	0	0	0	0
1076	11-12-2025	25-P-011B Discharge line (NRV Top Flange)	1076	"	Flange	0	0	0	0	0	0

Sr.No.	Date	Location	Tag No.	Line Size	Componenet Type	Screening Value (PPM) before Repair	Emission Kg/Hr	Emission Kg/day	Screening Value (PPM) afterRepair	Emission Kg/Hr	Emission Kg/day
1077	11-12-2025	25-P-011B Discharge line (NRV U/S Flange)	1077	"	Flange	0	0	0	0	0	0
1078	11-12-2025	25-P-011B Discharge line (NRV D/S Flange)	1078	"	Flange	0	0	0	0	0	0
1079	11-12-2025	25-P-013A Suction line (I/V Gland)	1079	8 Inch	Valve	0	0	0	0	0	0
1080	11-12-2025	25-P-013A Suction line (I/V U/S Flange)	1080	"	Flange	0	0	0	0	0	0
1081	11-12-2025	25-P-013A Suction line (I/V D/S Flange)	1081	"	Flange	0	0	0	0	0	0
1082	11-12-2025	25-P-013A Suction line (I/V Flange/Bonnet)	1082	"	Flange	0	0	0	0	0	0
1083	11-12-2025	25-P-013A Discharge line (I/V Gland)	1083	4 Inch	Valve	0	0	0	0	0	0
1084	11-12-2025	25-P-013A Discharge line (I/V U/S Flange)	1084	"	Flange	0	0	0	0	0	0
1085	11-12-2025	25-P-013A Discharge line (I/V D/S Flange)	1085	"	Flange	0	0	0	0	0	0
1086	11-12-2025	25-P-013A Discharge line (I/V Flange/Bonnet)	1086	"	Flange	0	0	0	0	0	0
1087	11-12-2025	25-P-013A Discharge line (NRV Top Flange)	1087	"	Flange	0	0	0	0	0	0
1088	11-12-2025	25-P-013A Discharge line (NRV U/S Flange)	1088	"	Flange	0	0	0	0	0	0
1089	11-12-2025	25-P-013A Discharge line (NRV D/S Flange)	1089	"	Flange	0	0	0	0	0	0
1090	11-12-2025	25-P-013B Suction line (I/V Gland)	1090	8 Inch	Valve	0	0	0	0	0	0
1091	11-12-2025	25-P-013B Suction line (I/V U/S Flange)	1091	"	Flange	0	0	0	0	0	0
1092	11-12-2025	25-P-013B Suction line (I/V D/S Flange)	1092	"	Flange	0	0	0	0	0	0
1093	11-12-2025	25-P-013B Suction line (I/V Flange/Bonnet)	1093	"	Flange	0	0	0	0	0	0
1094	11-12-2025	25-P-013B Discharge line (I/V Gland)	1094	4 Inch	Valve	0	0	0	0	0	0
1095	11-12-2025	25-P-013B Discharge line (I/V U/S Flange)	1095	"	Flange	0	0	0	0	0	0
1096	11-12-2025	25-P-013B Discharge line (I/V D/S Flange)	1096	"	Flange	0	0	0	0	0	0
1097	11-12-2025	25-P-013B Discharge line (I/V Flange/Bonnet)	1097	"	Flange	0	0	0	0	0	0
1098	11-12-2025	25-P-013B Discharge line (NRV Top Flange)	1098	"	Flange	0	0	0	0	0	0
1099	11-12-2025	25-P-013B Discharge line (NRV U/S Flange)	1099	"	Flange	0	0	0	0	0	0
1100	11-12-2025	25-P-013B Discharge line (NRV D/S Flange)	1100	"	Flange	0	0	0	0	0	0
1101	12-12-2025	25-SDV-2801 (C/V Gland)	1101	4 Inch	Valve	0	0	0	0	0	0
1102	12-12-2025	25-SDV-2801 (C/V U/S Flange)	1102	"	Flange	0	0	0	0	0	0
1103	12-12-2025	25-SDV-2801 (C/V D/S Flange)	1103	"	Flange	0	0	0	0	0	0
1104	12-12-2025	25-FV-2805 (C/V Gland)	1104	4 Inch	Valve	189.4	0.000252	0.006043784	189.4	0.000252	0.006043784
1105	12-12-2025	25-FV-2805 (C/V U/S Flange)	1105	"	Flange	0	0	0	0	0	0
1106	12-12-2025	25-FV-2805 (C/V D/S Flange)	1106	"	Flange	0	0	0	0	0	0
1107	12-12-2025	25-FV-2805 (C/V Flange/Bonnet)	1107	"	Flange	0	0	0	0	0	0
1108	12-12-2025	25-FV-2805 U/S line (I/V Gland)	1108	"	Valve	68.8	0.000131	0.003154734	68.8	0.000131	0.003154734
1109	12-12-2025	25-FV-2805 U/S line (I/V U/S Flange)	1109	"	Flange	0	0	0	0	0	0
1110	12-12-2025	25-FV-2805 U/S line (I/V D/S Flange)	1110	"	Flange	0	0	0	0	0	0
1111	12-12-2025	25-FV-2805 U/S line (I/V Flange/Bonnet)	1111	"	Flange	0	0	0	0	0	0
1112	12-12-2025	25-FV-2805 D/S line (I/V Gland)	1112	8 Inch	Valve	6485.9	0.002434	0.058413862	6485.9	0.002434	0.058413862
1113	12-12-2025	25-FV-2805 D/S line (I/V U/S Flange)	1113	"	Flange	0	0	0	0	0	0
1114	12-12-2025	25-FV-2805 D/S line (I/V D/S Flange)	1114	"	Flange	0	0	0	0	0	0
1115	12-12-2025	25-FV-2805 D/S line (I/V Flange/Bonnet)	1115	"	Flange	0	0	0	0	0	0
1116	12-12-2025	25-FV-2805 Bypass line (I/V Gland)	1116	3 Inch	Valve	0	0	0	0	0	0

Sr.No.	Date	Location	Tag No.	Line Size	Componenet Type	Screening Value (PPM) before Repair	Emission Kg/Hr	Emission Kg/day	Screening Value (PPM) afterRepair	Emission Kg/Hr	Emission Kg/day
1117	12-12-2025	25-FV-2805 Bypass line (I/V U/S Flange)	1117	"	Flange	0	0	0	0	0	0
1118	12-12-2025	25-FV-2805 Bypass line (I/V D/S Flange)	1118	"	Flange	0	0	0	0	0	0
1119	12-12-2025	25-FV-2805 Bypass line (I/V Flange/Bonnet)	1119	"	Flange	0	0	0	0	0	0
1120	12-12-2025	25-FV-2805 U/S drain line (I/V Gland)	1120	0.5 Inch	Valve	0	0	0	0	0	0
1121	12-12-2025	25-FV-2805 U/S drain line (I/V Flange/Bonnet)	1121	"	Valve	0	0	0	0	0	0
1122	12-12-2025	25-FV-2805 U/S drain line (End Flange)	1122	"	Flange	0	0	0	0	0	0
1123	12-12-2025	25-FV-2805 D/S drain line (I/V Gland)	1123	"	Valve	0	0	0	0	0	0
1124	12-12-2025	25-FV-2805 D/S drain line (I/V Flange/Bonnet)	1124	"	Valve	0	0	0	0	0	0
1125	12-12-2025	25-FV-2805 D/S drain line (End Flange)	1125	"	Flange	0	0	0	0	0	0
1126	12-12-2025	25-F-001 F.G Burner No.01 (A/V Gland)	1126	2 Inch	Valve	0	0	0	0	0	0
1127	12-12-2025	25-F-001 F.G Burner No.01 (A/V U/S Flange)	1127	"	Flange	0	0	0	0	0	0
1128	12-12-2025	25-F-001 F.G Burner No.01 (A/V D/S Flange)	1128	"	Flange	0	0	0	0	0	0
1129	12-12-2025	25-F-001 F.G Burner No.02 (A/V Gland)	1129	"	Valve	0	0	0	0	0	0
1130	12-12-2025	25-F-001 F.G Burner No.02 (A/V U/S Flange)	1130	"	Flange	0	0	0	0	0	0
1131	12-12-2025	25-F-001 F.G Burner No.02 (A/V D/S Flange)	1131	"	Flange	0	0	0	0	0	0
1132	12-12-2025	25-F-001 F.G Burner No.03 (A/V Gland)	1132	"	Valve	0	0	0	0	0	0
1133	12-12-2025	25-F-001 F.G Burner No.03 (A/V U/S Flange)	1133	"	Flange	0	0	0	0	0	0
1134	12-12-2025	25-F-001 F.G Burner No.03 (A/V D/S Flange)	1134	"	Flange	0	0	0	0	0	0
1135	12-12-2025	25-SDV-2801 (C/V Gland)	1135	4 Inch	Valve	0	0	0	0	0	0
1136	12-12-2025	25-SDV-2801 (C/V U/S Flange)	1136	"	Flange	0	0	0	0	0	0
1137	12-12-2025	25-SDV-2801 (C/V D/S Flange)	1137	"	Flange	0	0	0	0	0	0
1138	12-12-2025	25-FV-1401 (C/V Gland)	1138	1.5 Inch	Valve	0	0	0	0	0	0
1139	12-12-2025	25-FV-1401 (C/V U/S Flange)	1139	"	Flange	0	0	0	0	0	0
1140	12-12-2025	25-FV-1401 (C/V D/S Flange)	1140	"	Flange	0	0	0	0	0	0
1141	12-12-2025	25-FV-1401 (C/V Flange/Bonnet)	1141	"	Flange	0	0	0	0	0	0
1142	12-12-2025	25-FV-1401 U/S line (I/V Gland)	1142	3 Inch	Valve	0	0	0	0	0	0
1143	12-12-2025	25-FV-1401 U/S line (I/V U/S Flange)	1143	"	Flange	0	0	0	0	0	0
1144	12-12-2025	25-FV-1401 U/S line (I/V D/S Flange)	1144	"	Flange	0	0	0	0	0	0
1145	12-12-2025	25-FV-1401 U/S line (I/V Flange/Bonnet)	1145	"	Flange	0	0	0	0	0	0
1146	12-12-2025	25-FV-1401 D/S line (I/V Gland)	1146	"	Valve	0	0	0	0	0	0
1147	12-12-2025	25-FV-1401 D/S line (I/V U/S Flange)	1147	"	Flange	0	0	0	0	0	0
1148	12-12-2025	25-FV-1401 D/S line (I/V D/S Flange)	1148	"	Flange	0	0	0	0	0	0
1149	12-12-2025	25-FV-1401 D/S line (I/V Flange/Bonnet)	1149	"	Flange	0	0	0	0	0	0
1150	12-12-2025	25-FV-1401 Bypass line (I/V Gland)	1150	2 Inch	Valve	0	0	0	0	0	0
1151	12-12-2025	25-FV-1401 Bypass line (I/V U/S Flange)	1151	"	Flange	0	0	0	0	0	0
1152	12-12-2025	25-FV-1401 Bypass line (I/V D/S Flange)	1152	"	Flange	0	0	0	0	0	0
1153	12-12-2025	25-FV-1401 Bypass line (I/V Flange/Bonnet)	1153	"	Flange	0	0	0	0	0	0
1154	12-12-2025	25-FV-1401 U/S drain line (I/V Gland)	1154	0.5 Inch	Valve	0	0	0	0	0	0
1155	12-12-2025	25-FV-1401 U/S drain line (I/V Flange/Bonnet)	1155	"	Valve	0	0	0	0	0	0
1156	12-12-2025	25-FV-1401 U/S drain line (End Flange)	1156	"	Flange	0	0	0	0	0	0

Sr.No.	Date	Location	Tag No.	Line Size	Componenet Type	Screening Value (PPM) before Repair	Emission Kg/Hr	Emission Kg/day	Screening Value (PPM) afterRepair	Emission Kg/Hr	Emission Kg/day
1157	12-12-2025	25-FV-1401 D/S drain line (I/V Gland)	1157	"	Valve	0	0	0	0	0	0
1158	12-12-2025	25-FV-1401 D/S drain line (I/V Flange/Bonnet)	1158	"	Valve	0	0	0	0	0	0
1159	12-12-2025	25-FV-1401 D/S drain line (End Flange)	1159	"	Flange	0	0	0	0	0	0
1160	12-12-2025	25-MP-021A Suction line (I/V Gland)	1160	Insulation	Valve	15.4	0.000050	0.001206756	15.4	0.000050	0.001206756
1161	12-12-2025	25-MP-021A Discharge line (I/V Gland)	1161	"	Valve	0	0	0	0	0	0
1162	12-12-2025	25-MP-021B Suction line (I/V Gland)	1162	Insulation	Valve	0	0	0	0	0	0
1163	12-12-2025	25-MP-021B Discharge line (I/V Gland)	1163	"	Valve	0	0	0	0	0	0
1164	12-12-2025	25-MP-017A Suction line (I/V Gland)	1164	Insulation	Valve	399.2	0.000406	0.009754283	399.2	0.000406	0.009754283
1165	12-12-2025	25-MP-017A Discharge line (I/V Gland)	1165	"	Valve	0	0	0	0	0	0
1166	12-12-2025	25-MP-017B Suction line (I/V Gland)	1166	Insulation	Valve	0	0	0	0	0	0
1167	12-12-2025	25-MP-017B Discharge line (I/V Gland)	1167	"	Valve	178.8	0.000243	0.005824397	178.8	0.000243	0.005824397
1168	12-12-2025	25-MP-08A Suction line (I/V Gland)	1168	Insulation	Valve	0	0	0	0	0	0
1169	12-12-2025	25-MP-08A Discharge line (I/V Gland)	1169	"	Valve	0	0	0	0	0	0
1170	12-12-2025	25-MP-08B Suction line (I/V Gland)	1170	Insulation	Valve	0	0	0	0	0	0
1171	12-12-2025	25-MP-08B Discharge line (I/V Gland)	1171	"	Valve	0	0	0	0	0	0
1172	12-12-2025	25-P-015B Suction line U/S line (I/V Gland)	1172	3 Inch	Valve	0	0	0	0	0	0
1173	12-12-2025	25-P-015B Suction line U/S line (I/V U/S Flange)	1173	"	Flange	0	0	0	0	0	0
1174	12-12-2025	25-P-015B Suction line U/S line (I/V D/S Flange)	1174	"	Flange	0	0	0	0	0	0
1175	12-12-2025	25-P-015B Suction line U/S line (I/V Flange/Bonnet)	1175	"	Flange	0	0	0	0	0	0
1176	12-12-2025	25-P-015B HR MAKE UP line (I/V Gland)	1176	"	Valve	0	0	0	0	0	0
1177	12-12-2025	25-P-015B HR MAKE UP line (I/V U/S Flange)	1177	"	Flange	0	0	0	0	0	0
1178	12-12-2025	25-P-015B HR MAKE UP line (I/V D/S Flange)	1178	"	Flange	0	0	0	0	0	0
1179	12-12-2025	25-P-015B HR MAKE UP line (I/V Flange/Bonnet)	1179	"	Flange	0	0	0	0	0	0
1180	12-12-2025	25-P-015B Discharge line To HR MAKE UP line (I/V Gland)	1180	"	Valve	0	0	0	0	0	0
1181	12-12-2025	25-P-015B Discharge line To HR MAKE UP line (I/V U/S Flange)	1181	"	Flange	0	0	0	0	0	0
1182	12-12-2025	25-P-015B Discharge line To HR MAKE UP line (I/V D/S Flange)	1182	"	Flange	0	0	0	0	0	0
1183	12-12-2025	25-P-015B Discharge line To HR MAKE UP line (I/V Flange/Bonnet)	1183	"	Flange	0	0	0	0	0	0
1184	12-12-2025	25-P-015A Suction line U/S line (I/V Gland)	1184	3 Inch	Valve	0	0	0	0	0	0
1185	12-12-2025	25-P-015A Suction line U/S line (I/V U/S Flange)	1185	"	Flange	0	0	0	0	0	0
1186	12-12-2025	25-P-015A Suction line U/S line (I/V D/S Flange)	1186	"	Flange	0	0	0	0	0	0
1187	12-12-2025	25-P-015A Suction line U/S line (I/V Flange/Bonnet)	1187	"	Flange	0	0	0	0	0	0
1188	12-12-2025	25-P-015A HR MAKE UP line (I/V Gland)	1188	"	Valve	0	0	0	0	0	0
1189	12-12-2025	25-P-015A HR MAKE UP line (I/V U/S Flange)	1189	"	Flange	0	0	0	0	0	0
1190	12-12-2025	25-P-015A HR MAKE UP line (I/V D/S Flange)	1190	"	Flange	0	0	0	0	0	0
1191	12-12-2025	25-P-015A HR MAKE UP line (I/V Flange/Bonnet)	1191	"	Flange	0	0	0	0	0	0
1192	12-12-2025	25-P-015A Discharge line To HR MAKE UP line (I/V Gland)	1192	"	Valve	0	0	0	0	0	0
1193	12-12-2025	25-P-015A Discharge line To HR MAKE UP line (I/V U/S Flange)	1193	"	Flange	0	0	0	0	0	0
1194	12-12-2025	25-P-015A Discharge line To HR MAKE UP line (I/V D/S Flange)	1194	"	Flange	0	0	0	0	0	0
1195	12-12-2025	25-P-015A Discharge line To HR MAKE UP line (I/V Flange/Bonnet)	1195	"	Flange	0	0	0	0	0	0
1196	12-12-2025	25-P-014A Suction line (I/V Gland)	1196	Insulation	Valve	0	0	0	0	0	0

Sr.No.	Date	Location	Tag No.	Line Size	Componenet Type	Screening Value (PPM) before Repair	Emission Kg/Hr	Emission Kg/day	Screening Value (PPM) afterRepair	Emission Kg/Hr	Emission Kg/day
1197	12-12-2025	25-P-014A Discharge line (I/V Gland)	1197	6 Inch	Valve	0	0	0	0	0	0
1198	12-12-2025	25-P-014A Discharge line (I/V U/S Flange)	1198	"	Flange	0	0	0	0	0	0
1199	12-12-2025	25-P-014A Discharge line (I/V D/S Flange)	1199	"	Flange	0	0	0	0	0	0
1200	12-12-2025	25-P-014A Discharge line (I/V Flange/Bonnet)	1200	"	Flange	0	0	0	0	0	0
1201	12-12-2025	25-P-014A Discharge line (NRV Top Flange)	1201	"	Flange	0	0	0	0	0	0
1202	12-12-2025	25-P-014A Discharge line (NRV U/S Flange)	1202	"	Flange	0	0	0	0	0	0
1203	12-12-2025	25-P-014B Suction line (I/V Gland)	1203	Insulation	Valve	77.3	0.000142	0.003399713	77.3	0.000142	0.003399713
1204	12-12-2025	25-P-014B Discharge line (I/V Gland)	1204	6 Inch	Valve	0	0	0	0	0	0
1205	12-12-2025	25-P-014B Discharge line (I/V U/S Flange)	1205	"	Flange	0	0	0	0	0	0
1206	12-12-2025	25-P-014B Discharge line (I/V D/S Flange)	1206	"	Flange	0	0	0	0	0	0
1207	12-12-2025	25-P-014A Discharge line (I/V Flange/Bonnet)	1207	"	Flange	0	0	0	0	0	0
1208	12-12-2025	25-P-014B Discharge line (NRV Top Flange)	1208	"	Flange	0	0	0	0	0	0
1209	12-12-2025	25-P-014B Discharge line (NRV U/S Flange)	1209	"	Flange	0	0	0	0	0	0
1210	12-12-2025	25-P-09A Suction line (I/V Gland)	1210	8 Inch	Valve	0	0	0	0	0	0
1211	12-12-2025	25-P-09A Suction line (I/V U/S Flange)	1211	"	Flange	0	0	0	0	0	0
1212	12-12-2025	25-P-09A Suction line (I/V D/S Flange)	1212	"	Flange	0	0	0	0	0	0
1213	12-12-2025	25-P-09A Suction line (I/V Flange/Bonnet)	1213	"	Flange	0	0	0	0	0	0
1214	12-12-2025	25-P-09A Discharge line (I/V Gland)	1214	6 Inch	Valve	0	0	0	0	0	0
1215	12-12-2025	25-P-09A Discharge line (I/V U/S Flange)	1215	"	Flange	0	0	0	0	0	0
1216	12-12-2025	25-P-09A Discharge line (I/V D/S Flange)	1216	"	Flange	0	0	0	0	0	0
1217	12-12-2025	25-P-09A Discharge line (I/V Flange/Bonnet)	1217	"	Flange	0	0	0	0	0	0
1218	12-12-2025	25-P-09A Discharge line (NRV Top Flange)	1218	"	Flange	0	0	0	0	0	0
1219	12-12-2025	25-P-09A Discharge line (NRV U/S Flange)	1219	"	Flange	0	0	0	0	0	0
1220	12-12-2025	25-P-09B Suction line (I/V Gland)	1220	8 Inch	Valve	0	0	0	0	0	0
1221	12-12-2025	25-P-09B Suction line (I/V U/S Flange)	1221	"	Flange	0	0	0	0	0	0
1222	12-12-2025	25-P-09B Suction line (I/V D/S Flange)	1222	"	Flange	0	0	0	0	0	0
1223	12-12-2025	25-P-09B Suction line (I/V Flange/Bonnet)	1223	"	Flange	0	0	0	0	0	0
1224	12-12-2025	25-P-09B Discharge line (I/V Gland)	1224	6 Inch	Valve	147.5	0.000214	0.00514749	147.5	0.000214	0.00514749
1225	12-12-2025	25-P-09B Discharge line (I/V U/S Flange)	1225	"	Flange	0	0	0	0	0	0
1226	12-12-2025	25-P-09B Discharge line (I/V D/S Flange)	1226	"	Flange	0	0	0	0	0	0
1227	12-12-2025	25-P-09B Discharge line (I/V Flange/Bonnet)	1227	"	Flange	0	0	0	0	0	0
1228	12-12-2025	25-P-09B Discharge line (NRV Top Flange)	1228	"	Flange	0	0	0	0	0	0
1229	12-12-2025	25-P-09B Discharge line (NRV U/S Flange)	1229	"	Flange	0	0	0	0	0	0
1230	12-12-2025	25-MP-016A Suction line (I/V Gland)	1230	Insulation	Valve	153	0.000220	0.005269907	153	0.000220	0.005269907
1231	12-12-2025	25-MP-016A Discharge line (I/V Gland)	1231	"	Valve	0	0	0	0	0	0
1232	12-12-2025	25-MP-016B Suction line (I/V Gland)	1232	Insulation	Valve	65.2	0.000127	0.00304774	65.2	0.000127	0.00304774
1233	12-12-2025	25-MP-016B Discharge line (I/V Gland)	1233	"	Valve	0	0	0	0	0	0
1234	12-12-2025	25-P-018A Suction line (I/V Gland)	1234	4Inch	Valve	0	0	0	0	0	0
1235	12-12-2025	25-P-018A Suction line (I/V U/S Flange)	1235	"	Flange	0	0	0	0	0	0
1236	12-12-2025	25-P-018A Suction line (I/V D/S Flange)	1236	"	Flange	0	0	0	0	0	0

Sr.No.	Date	Location	Tag No.	Line Size	Componenet Type	Screening Value (PPM) before Repair	Emission Kg/Hr	Emission Kg/day	Screening Value (PPM) afterRepair	Emission Kg/Hr	Emission Kg/day
1237	12-12-2025	25-P-018A Suction line (I/V Flange/Bonnet)	1237	"	Flange	0	0	0	0	0	0
1238	12-12-2025	25-P-018A Discharge line (I/V Gland)	1238	3 Inch	Valve	0	0	0	0	0	0
1239	12-12-2025	25-P-018A Discharge line (I/V U/S Flange)	1239	"	Flange	0	0	0	0	0	0
1240	12-12-2025	25-P-018A Discharge line (I/V D/S Flange)	1240	"	Flange	0	0	0	0	0	0
1241	12-12-2025	25-P-018A Discharge line (I/V Flange/Bonnet)	1241	"	Flange	0	0	0	0	0	0
1242	12-12-2025	25-P-018A Discharge line (NRV Top Flange)	1242	"	Flange	0	0	0	0	0	0
1243	12-12-2025	25-P-018A Discharge line (NRV U/S Flange)	1243	"	Flange	0	0	0	0	0	0
1244	12-12-2025	25-P-018A Discharge line (NRV D/S Flange)	1244	"	Flange	0	0	0	0	0	0
1245	12-12-2025	25-P-018B Suction line (I/V Gland)	1245	4 Inch	Valve	0	0	0	0	0	0
1246	12-12-2025	25-P-018B Suction line (I/V U/S Flange)	1246	"	Flange	0	0	0	0	0	0
1247	12-12-2025	25-P-018B Suction line (I/V D/S Flange)	1247	"	Flange	0	0	0	0	0	0
1248	12-12-2025	25-P-018B Suction line (I/V Flange/Bonnet)	1248	"	Flange	0	0	0	0	0	0
1249	12-12-2025	25-P-018B Discharge line (I/V Gland)	1249	3 Inch	Valve	0	0	0	0	0	0
1250	12-12-2025	25-P-018B Discharge line (I/V U/S Flange)	1250	"	Flange	0	0	0	0	0	0
1251	12-12-2025	25-P-018B Discharge line (I/V D/S Flange)	1251	"	Flange	0	0	0	0	0	0
1252	12-12-2025	25-P-018B Discharge line (I/V Flange/Bonnet)	1252	"	Flange	0	0	0	0	0	0
1253	12-12-2025	25-P-018B Discharge line (NRV Top Flange)	1253	"	Flange	0	0	0	0	0	0
1254	12-12-2025	25-P-018B Discharge line (NRV U/S Flange)	1254	"	Flange	0	0	0	0	0	0
1255	12-12-2025	25-P-018B Discharge line (NRV D/S Flange)	1255	"	Flange	0	0	0	0	0	0
1256	12-12-2025	25-PV-2610 (C/V Gland)	1256	Insulation	Valve	0	0	0	0	0	0
1257	12-12-2025	25-PV-2610 U/S line (I/V Gland)	1257	"	Valve	0	0	0	0	0	0
1258	12-12-2025	25-PV-2610 D/S line (I/V Gland)	1258	"	Valve	0	0	0	0	0	0
1259	12-12-2025	25-PV-2610 Bypass line (I/V Gland)	1259	"	Valve	0	0	0	0	0	0
1260	12-12-2025	25-PV-2610 Drain line (I/V Gland)	1260	0.5 Inch	Valve	0	0	0	0	0	0
1261	12-12-2025	25-PV-2610 Drain line(I/V Flange/Bonnet)	1261	"	Flange	0	0	0	0	0	0
1262	12-12-2025	25-PV-2610 Drain line (End Flange)	1262	"	Flange	0	0	0	0	0	0
1263	12-12-2025	21-SOV-203 (C/V Gland)	1263	1.5 Inch	Valve	0	0	0	0	0	0
1264	12-12-2025	21-SOV-203 (C/V U/S Flange)	1264	"	Flange	0	0	0	0	0	0
1265	12-12-2025	21-SOV-203 (C/V D/S Flange)	1265	"	Flange	0	0	0	0	0	0
1266	12-12-2025	21-SOV-203 (C/V Flange/Bonnet)	1266	"	Flange	0	0	0	0	0	0
1267	12-12-2025	21-SOV-203 U/S line (I/V Gland)	1267	"	Valve	0	0	0	0	0	0
1268	12-12-2025	21-SOV-203 U/S line (I/V Flange/Bonnet)	1268	"	Flange	0	0	0	0	0	0
1269	12-12-2025	21-SOV-203 D/S line (I/V Gland)	1269	3 Inch	Valve	0	0	0	0	0	0
1270	12-12-2025	21-SOV-203 D/S line (I/V U/S Flange)	1270	"	Flange	0	0	0	0	0	0
1271	12-12-2025	21-SOV-203 D/S line (I/V D/S Flange)	1271	"	Flange	0	0	0	0	0	0
1272	12-12-2025	21-SOV-203 D/S line (I/V Flange/Bonnet)	1272	"	Flange	0	0	0	0	0	0
1273	12-12-2025	21-SOV-203 Drain line (I/V Gland)	1273	0.5 Inch	Valve	0	0	0	0	0	0
1274	12-12-2025	21-SOV-203 Drain line (I/V Flange/Bonnet)	1274	"	Flange	0	0	0	0	0	0
1275	12-12-2025	21-SOV-203 Drain line (End Flange)	1275	"	Flange	0	0	0	0	0	0
1276	12-12-2025	21-SOV-201 (C/V Gland)	1276	2 Inch	Valve	0	0	0	0	0	0

Sr.No.	Date	Location	Tag No.	Line Size	Componenet Type	Screening Value (PPM) before Repair	Emission Kg/Hr	Emission Kg/day	Screening Value (PPM) afterRepair	Emission Kg/Hr	Emission Kg/day
1277	12-12-2025	21-SOV-201 (C/V U/S Flange)	1277	"	Flange	0	0	0	0	0	0
1278	12-12-2025	21-SOV-201 (C/V D/S Flange)	1278	"	Flange	0	0	0	0	0	0
1279	12-12-2025	21-SOV-201 (C/V Flange/Bonnet)	1279	"	Flange	0	0	0	0	0	0
1280	12-12-2025	21-SOV-201 U/S line (I/V Gland)	1280	"	Valve	0	0	0	0	0	0
1281	12-12-2025	21-SOV-201 U/S line (I/V U/S Flange)	1281	"	Flange	0	0	0	0	0	0
1282	12-12-2025	21-SOV-201 U/S line (I/V D/S Flange)	1282	"	Flange	0	0	0	0	0	0
1283	12-12-2025	21-SOV-201 U/S line (I/V Flange/Bonnet)	1283	"	Flange	0	0	0	0	0	0
1284	12-12-2025	21-SOV-201 D/S line (I/V Gland)	1284	"	Valve	0	0	0	0	0	0
1285	12-12-2025	21-SOV-201 D/S line (I/V U/S Flange)	1285	"	Flange	0	0	0	0	0	0
1286	12-12-2025	21-SOV-201 D/S line (I/V D/S Flange)	1286	"	Flange	0	0	0	0	0	0
1287	12-12-2025	21-SOV-201 D/S line (I/V Flange/Bonnet)	1287	"	Flange	0	0	0	0	0	0
1288	12-12-2025	21-SOV-201 Bypass line (I/V Gland)	1288	"	Valve	0	0	0	0	0	0
1289	12-12-2025	21-SOV-201 Bypass line (I/V Flange/Bonnet)	1289	"	Flange	0	0	0	0	0	0
1290	12-12-2025	21-SOV-201 Drain line (I/V Gland)	1290	0.5 Inch	Valve	0	0	0	0	0	0
1291	12-12-2025	21-SOV-201 Drain line (I/V Flange/Bonnet)	1291	"	Flange	0	0	0	0	0	0
1292	12-12-2025	21-SOV-201 Drain line (End Flange)	1292	"	Flange	0	0	0	0	0	0
1293	12-12-2025	21-SOV-201 PRETREATER BYPASS line (I/V Gland)	1293	3 Inch	Valve	0	0	0	0	0	0
1294	12-12-2025	21-SOV-201 PRETREATER BYPASS line (I/V U/S Flange)	1294	"	Flange	0	0	0	0	0	0
1295	12-12-2025	21-SOV-201 PRETREATER BYPASS line (I/V D/S Flange)	1295	"	Flange	0	0	0	0	0	0
1296	12-12-2025	21-SOV-201 PRETREATER BYPASS line (I/V Flange/Bonnet)	1296	"	Flange	0	0	0	0	0	0

Sr.No.	Date	Location	Tag No.	Line Size	Componenet Type	Screening Value (PPM) before Repair	Emission Kg/Hr	Emission Kg/day	Screening Value (PPM) afterRepair	Emission Kg/Hr	Emission Kg/day
GTG											
1	16-12-2025	94-G-003A Upper/OV-1 line (I/V Gland)	1	3 Inch	Vlave	0	0	0	0	0	0
2	16-12-2025	94-G-003A Upper/OV-1 line (I/V U/S Flange)	2	"	Flange	0	0	0	0	0	0
3	16-12-2025	94-G-003A Upper/OV-1 line (I/V U/S Flange)	3	"	Flange	0	0	0	0	0	0
4	16-12-2025	94-G-003A Upper/OV-1 line (I/V Flange/Bonnet)	4	"	Flange	0	0	0	0	0	0
5	16-12-2025	94-G-003A Lower/OV-2 line (I/V Gland)	5	"	Vlave	0	0	0	0	0	0
6	16-12-2025	94-G-003A Lower/OV-2 line (I/V U/S Flange)	6	"	Flange	0	0	0	0	0	0
7	16-12-2025	94-G-003A Lower/OV-2 line (I/V U/S Flange)	7	"	Flange	0	0	0	0	0	0
8	16-12-2025	94-G-003A Lower/OV-2 line (I/V Flange/Bonnet)	8	"	Flange	0	0	0	0	0	0
9	16-12-2025	94-G-003B Upper/OV-1 line (I/V Gland)	9	"	Vlave	0	0	0	0	0	0
10	16-12-2025	94-G-003B Upper/OV-1 line (I/V U/S Flange)	10	"	Flange	0	0	0	0	0	0
11	16-12-2025	94-G-003B Upper/OV-1 line (I/V U/S Flange)	11	"	Flange	0	0	0	0	0	0
12	16-12-2025	94-G-003B Upper/OV-1 line (I/V Flange/Bonnet)	12	"	Flange	0	0	0	0	0	0
13	16-12-2025	94-G-003B Lower/OV-2 line (I/V Gland)	13	"	Vlave	0	0	0	0	0	0
14	16-12-2025	94-G-003B Lower/OV-2 line (I/V U/S Flange)	14	"	Flange	0	0	0	0	0	0
15	16-12-2025	94-G-003B Lower/OV-2 line (I/V U/S Flange)	15	"	Flange	0	0	0	0	0	0
16	16-12-2025	94-G-003B Lower/OV-2 line (I/V Flange/Bonnet)	16	"	Flange	0	0	0	0	0	0
17	16-12-2025	94-G-002A Upper/OV-1 line (I/V Gland)	17	3 Inch	Vlave	0	0	0	0	0	0
18	16-12-2025	94-G-002A Upper/OV-1 line (I/V U/S Flange)	18	"	Flange	0	0	0	0	0	0
19	16-12-2025	94-G-002A Upper/OV-1 line (I/V U/S Flange)	19	"	Flange	0	0	0	0	0	0
20	16-12-2025	94-G-002A Upper/OV-1 line (I/V Flange/Bonnet)	20	"	Flange	0	0	0	0	0	0
21	16-12-2025	94-G-002A Lower/OV-2 line (I/V Gland)	21	"	Vlave	0	0	0	0	0	0
22	16-12-2025	94-G-002A Lower/OV-2 line (I/V U/S Flange)	22	"	Flange	0	0	0	0	0	0
23	16-12-2025	94-G-002A Lower/OV-2 line (I/V U/S Flange)	23	"	Flange	0	0	0	0	0	0
24	16-12-2025	94-G-002A Lower/OV-2 line (I/V Flange/Bonnet)	24	"	Flange	0	0	0	0	0	0
25	16-12-2025	94-G-002B Upper/OV-1 line (I/V Gland)	25	"	Vlave	0	0	0	0	0	0
26	16-12-2025	94-G-002B Upper/OV-1 line (I/V U/S Flange)	26	"	Flange	0	0	0	0	0	0
27	16-12-2025	94-G-002B Upper/OV-1 line (I/V U/S Flange)	27	"	Flange	0	0	0	0	0	0
28	16-12-2025	94-G-002B Upper/OV-1 line (I/V Flange/Bonnet)	28	"	Flange	0	0	0	0	0	0
29	16-12-2025	94-G-002B Lower/OV-2 line (I/V Gland)	29	"	Vlave	0	0	0	0	0	0
30	16-12-2025	94-G-002B Lower/OV-2 line (I/V U/S Flange)	30	"	Flange	0	0	0	0	0	0
31	16-12-2025	94-G-002B Lower/OV-2 line (I/V U/S Flange)	31	"	Flange	0	0	0	0	0	0
32	16-12-2025	94-G-002B Lower/OV-2 line (I/V Flange/Bonnet)	32	"	Flange	0	0	0	0	0	0
33	16-12-2025	94-FT-2143 (C/V U/S Flange)	33	2 Inch	Flange	0	0	0	0	0	0
34	16-12-2025	94-FT-2143 (C/V D/S Flange)	34	"	Flange	0	0	0	0	0	0
35	16-12-2025	94-FT-2143 U/S line (B/V Gland)	35	"	Vlave	0	0	0	0	0	0
36	16-12-2025	94-FT-2143 U/S line (B/V U/S Flange)	36	"	Flange	0	0	0	0	0	0
37	16-12-2025	94-FT-2143 U/S line (B/V U/S Flange)	37	"	Flange	0	0	0	0	0	0
38	16-12-2025	94-FT-2143 U/S line (B/V Flange/Bonnet)	38	"	Flange	0	0	0	0	0	0
39	16-12-2025	94-FT-2143 D/S line (B/V Gland)	39	"	Vlave	0	0	0	0	0	0

Sr.No.	Date	Location	Tag No.	Line Size	Componenet Type	Screening Value (PPM) before Repair	Emission Kg/Hr	Emission Kg/day	Screening Value (PPM) afterRepair	Emission Kg/Hr	Emission Kg/day
40	16-12-2025	94-FT-2143 D/S line (B/V U/S Flange)	40	"	Flange	0	0	0	0	0	0
41	16-12-2025	94-FT-2143 D/S line (B/V U/S Flange)	41	"	Flange	0	0	0	0	0	0
42	16-12-2025	94-FT-2143 D/S line (B/V Flange/Bonnet)	42	"	Flange	0	0	0	0	0	0
43	16-12-2025	94-FT-2143 Bypass line (B/V Gland)	43	"	Vlave	0	0	0	0	0	0
44	16-12-2025	94-FT-2143 Bypass line (B/V U/S Flange)	44	"	Flange	0	0	0	0	0	0
45	16-12-2025	94-FT-2143 Bypass line (B/V U/S Flange)	45	"	Flange	0	0	0	0	0	0
46	16-12-2025	94-FT-2143 Bypass line (B/V Flange/Bonnet)	46	"	Flange	0	0	0	0	0	0
47	16-12-2025	94-FT-2143 U/S line drain (I/V Gland)	47	0.5 Inch	Vlave	0	0	0	0	0	0
48	16-12-2025	94-FT-2143 U/S line drain (I/V Flange/Bonnet)	48	"	Flange	0	0	0	0	0	0
49	16-12-2025	94-FT-2143 U/S line drain (End Flange)	49	"	Flange	0	0	0	0	0	0
50	16-12-2025	94-FT-2143 D/S line drain (I/V Gland)	50	"	Vlave	0	0	0	0	0	0
51	16-12-2025	94-FT-2143 D/S line drain (I/V Flange/Bonnet)	51	"	Flange	0	0	0	0	0	0
52	16-12-2025	94-FT-2143 D/S line drain (End Flange)	52	"	Flange	0	0	0	0	0	0
53	16-12-2025	94-PV-2142B (C/V Gland)	53	2 Inch	Flange	0	0	0	0	0	0
54	16-12-2025	94-PV-2142B (C/V U/S Flange)	54	"	Flange	0	0	0	0	0	0
55	16-12-2025	94-PV-2142B (C/V D/S Flange)	55	"	Flange	0	0	0	0	0	0
56	16-12-2025	94-PV-2142B (C/V Flange/Bonnet)	56	"	Flange	0	0	0	0	0	0
57	16-12-2025	94-PV-2142B U/S line (B/V Gland)	57	3 Inch	Vlave	0	0	0	0	0	0
58	16-12-2025	94-PV-2142B U/S line (B/V U/S Flange)	58	"	Flange	0	0	0	0	0	0
59	16-12-2025	94-PV-2142B U/S line (B/V U/S Flange)	59	"	Flange	0	0	0	0	0	0
60	16-12-2025	94-PV-2142B U/S line (B/V Flange/Bonnet)	60	"	Flange	0	0	0	0	0	0
61	16-12-2025	94-PV-2142B D/S line (B/V Gland)	61	"	Vlave	12.5	0.000044	0.001055473	12.5	0.000044	0.001055473
62	16-12-2025	94-PV-2142B D/S line (B/V U/S Flange)	62	"	Flange	0	0	0	0	0	0
63	16-12-2025	94-PV-2142B D/S line (B/V U/S Flange)	63	"	Flange	0	0	0	0	0	0
64	16-12-2025	94-PV-2142B D/S line (B/V Flange/Bonnet)	64	"	Flange	0	0	0	0	0	0
65	16-12-2025	94-PV-2142B Bypass line (B/V Gland)	65	"	Vlave	0	0	0	0	0	0
66	16-12-2025	94-PV-2142B Bypass line (B/V U/S Flange)	66	"	Flange	0	0	0	0	0	0
67	16-12-2025	94-PV-2142B Bypass line (B/V U/S Flange)	67	"	Flange	0	0	0	0	0	0
68	16-12-2025	94-PV-2142B Bypass line (B/V Flange/Bonnet)	68	"	Flange	0	0	0	0	0	0
69	16-12-2025	94-PV-2142B U/S line drain (I/V Gland)	69	0.5 Inch	Vlave	0	0	0	0	0	0
70	16-12-2025	94-PV-2142B U/S line drain (I/V Flange/Bonnet)	70	"	Flange	0	0	0	0	0	0
71	16-12-2025	94-PV-2142B U/S line drain (End Flange)	71	"	Flange	0	0	0	0	0	0
72	16-12-2025	94-PV-2142B D/S line drain (I/V Gland)	72	"	Vlave	0	0	0	0	0	0
73	16-12-2025	94-PV-2142B D/S line drain (I/V Flange/Bonnet)	73	"	Flange	0	0	0	0	0	0
74	16-12-2025	94-PV-2142B D/S line drain (End Flange)	74	"	Flange	0	0	0	0	0	0
75	16-12-2025	'94-PV-2142B HSD Recirl. Main line (I/V Gland)	75	3 Inch	Vlave	0	0	0	0	0	0
76	16-12-2025	'94-PV-2142B HSD Recirl. Main line (I/V U/S Flange)	76	"	Flange	0	0	0	0	0	0
77	16-12-2025	'94-PV-2142B HSD Recirl. Main line (I/V U/S Flange)	77	"	Flange	0	0	0	0	0	0
78	16-12-2025	'94-PV-2142B HSD Recirl. Main line (I/V Flange/Bonnet)	78	"	Flange	0	0	0	0	0	0
79	16-12-2025	94-PV-2142A (C/V Gland)	79	3 Inch	Flange	84	0.000103428	0.002482272	84	0.000103428	0.002482272

Sr.No.	Date	Location	Tag No.	Line Size	Componenet Type	Screening Value (PPM) before Repair	Emission Kg/Hr	Emission Kg/day	Screening Value (PPM) afterRepair	Emission Kg/Hr	Emission Kg/day
80	16-12-2025	94-PV-2142A (C/V U/S Flange)	80	"	Flange	13.4	0.00028 3031	0.00679 2744	13.4	0.00028303 1	0.006792 744
81	16-12-2025	94-PV-2142A (C/V D/S Flange)	81	"	Flange	0	0	0	0	0	0
82	16-12-2025	94-PV-2142A (C/V Flange/Bonnet)	82	"	Flange	0	0	0	0	0	0
83	16-12-2025	94-PV-2142A U/S line (B/V Gland)	83	"	Vlave	0	0	0	0	0	0
84	16-12-2025	94-PV-2142A U/S line (B/V U/S Flange)	84	"	Flange	0	0	0	0	0	0
85	16-12-2025	94-PV-2142A U/S line (B/V U/S Flange)	85	"	Flange	0	0	0	0	0	0
86	16-12-2025	94-PV-2142A U/S line (B/V Flange/Bonnet)	86	"	Flange	0	0	0	0	0	0
87	16-12-2025	94-PV-2142A D/S line (B/V Gland)	87	"	Vlave	0	0	0	0	0	0
88	16-12-2025	94-PV-2142A D/S line (B/V U/S Flange)	88	"	Flange	0	0	0	0	0	0
89	16-12-2025	94-PV-2142A D/S line (B/V U/S Flange)	89	"	Flange	0	0	0	0	0	0
90	16-12-2025	94-PV-2142A D/S line (B/V Flange/Bonnet)	90	"	Flange	0	0	0	0	0	0
91	16-12-2025	94-PV-2142A Bypass line (B/V Gland)	91	2 Inch	Vlave	0	0	0	0	0	0
92	16-12-2025	94-PV-2142A Bypass line (B/V Flange/Bonnet)	92	"	Flange	0	0	0	0	0	0
93	16-12-2025	94-PV-2142A U/S line drain (I/V Gland)	93	0.5 Inch	Vlave	0	0	0	0	0	0
94	16-12-2025	94-PV-2142A U/S line drain (I/V Flange/Bonnet)	94	"	Flange	0	0	0	0	0	0
95	16-12-2025	94-PV-2142A U/S line drain (End Flange)	95	"	Flange	0	0	0	0	0	0
96	16-12-2025	94-PV-2142A D/S line drain (I/V Gland)	96	"	Vlave	0	0	0	0	0	0
97	16-12-2025	94-PV-2142A D/S line drain (I/V Flange/Bonnet)	97	"	Flange	0	0	0	0	0	0
98	16-12-2025	94-PV-2142A D/S line drain (End Flange)	98	"	Flange	0	0	0	0	0	0
99	16-12-2025	94-PV-2231A (C/V Gland)	99	2 Inch	Vlave	78.2	0.00014 3	0.00342 5072	78.2	0.000143	0.003425 072
100	16-12-2025	94-PV-2231A (C/V U/S Flange)	100	"	Flange	0	0	0	0	0	0
101	16-12-2025	94-PV-2231A (C/V U/S Flange)	101	"	Flange	0	0	0	0	0	0
102	16-12-2025	94-PV-2231A (C/V Flange/Bonnet)	102	"	Flange	0	0	0	0	0	0
103	16-12-2025	94-PV-2231A U/S line (I/V Gland)	103	"	Vlave	25.8	0.00007 0	0.00168 0703	25.8	0.000070	0.001680 703
104	16-12-2025	94-PV-2231A U/S line (I/V U/S Flange)	104	"	Flange	0	0	0	0	0	0
105	16-12-2025	94-PV-2231A U/S line (I/V U/S Flange)	105	"	Flange	0	0	0	0	0	0
106	16-12-2025	94-PV-2231A U/S line (I/V Flange/Bonnet)	106	"	Flange	0	0	0	0	0	0
107	16-12-2025	94-PV-2231A D/S line (I/V Gland)	107	"	Vlave	0	0	0	0	0	0
108	16-12-2025	94-PV-2231A D/S line (I/V U/S Flange)	108	"	Flange	0	0	0	0	0	0
109	16-12-2025	94-PV-2231A D/S line (I/V U/S Flange)	109	"	Flange	0	0	0	0	0	0
110	16-12-2025	94-PV-2231A D/S line (I/V Flange/Bonnet)	110	"	Flange	0	0	0	0	0	0
111	16-12-2025	94-PV-2231A Bypass line (I/V Gland)	111	1.5 Inch	Vlave	12.1	0.00004 3	0.00103 3664	12.1	0.000043	0.001033 664
112	16-12-2025	94-PV-2231A Bypass line (I/V Flange/Bonnet)	112	"	Flange	0	0	0	0	0	0
113	16-12-2025	94-PV-2231A U/S line drain (I/V Gland)	113	0.5 Inch	Vlave	0	0	0	0	0	0
114	16-12-2025	94-PV-2231A U/S line drain (I/V Flange/Bonnet)	114	"	Flange	0	0	0	0	0	0
115	16-12-2025	94-PV-2231A U/S line drain (End Flange)	115	"	Flange	0	0	0	0	0	0
116	16-12-2025	94-PV-2231A D/S line drain (I/V Gland)	116	"	Vlave	0	0	0	0	0	0
117	16-12-2025	94-PV-2231A D/S line drain (I/V Flange/Bonnet)	117	"	Flange	0	0	0	0	0	0
118	16-12-2025	94-PV-2231A D/S line drain (End Flange)	118	"	Flange	0	0	0	0	0	0
119	16-12-2025	94-PV-2231A Main line (NRV Top Flange)	119	1.5 Inch	Flange	0	0	0	0	0	0

Sr.No.	Date	Location	Tag No.	Line Size	Componenet Type	Screening Value (PPM) before Repair	Emission Kg/Hr	Emission Kg/day	Screening Value (PPM) afterRepair	Emission Kg/Hr	Emission Kg/day
120	16-12-2025	94-PV-2231A Main line (NRV U/S Flange)	120	"	Flange	0	0	0	0	0	0
121	16-12-2025	94-PV-2231A Main line (NRV D/S Flange)	121	"	Flange	0	0	0	0	0	0
122	16-12-2025	94-PV-2231B (C/V Gland)	122	3 Inch	Vlave	0	0	0	0	0	0
123	16-12-2025	94-PV-2231B (C/V U/S Flange)	123	"	Flange	0	0	0	0	0	0
124	16-12-2025	94-PV-2231B (C/V U/S Flange)	124	"	Flange	0	0	0	0	0	0
125	16-12-2025	94-PV-2231B (C/V Flange/Bonnet)	125	"	Flange	0	0	0	0	0	0
126	16-12-2025	94-PV-2231B U/S line (I/V Gland)	126	"	Vlave	9.3	0.000036	0.00087 2965	9.3	0.000036	0.000872 965
127	16-12-2025	94-PV-2231B U/S line (I/V U/S Flange)	127	"	Flange	0	0	0	0	0	0
128	16-12-2025	94-PV-2231B U/S line (I/V U/S Flange)	128	"	Flange	0	0	0	0	0	0
129	16-12-2025	94-PV-2231B U/S line (I/V Flange/Bonnet)	129	"	Flange	0	0	0	0	0	0
130	16-12-2025	94-PV-2231B D/S line (I/V Gland)	130	"	Vlave	0	0	0	0	0	0
131	16-12-2025	94-PV-2231B D/S line (I/V U/S Flange)	131	"	Flange	0	0	0	0	0	0
132	16-12-2025	94-PV-2231B D/S line (I/V U/S Flange)	132	"	Flange	0	0	0	0	0	0
133	16-12-2025	94-PV-2231B D/S line (I/V Flange/Bonnet)	133	"	Flange	0	0	0	0	0	0
134	16-12-2025	94-PV-2231B Bypass line (I/V Gland)	134	1.5 Inch	Vlave	0	0	0	0	0	0
135	16-12-2025	94-PV-2231B Bypass line (I/V Flange/Bonnet)	135	"	Flange	0	0	0	0	0	0
136	16-12-2025	94-PV-2231B U/S line drain (I/V Gland)	136	0.5 Inch	Vlave	0	0	0	0	0	0
137	16-12-2025	94-PV-2231B U/S line drain (I/V Flange/Bonnet)	137	"	Flange	0	0	0	0	0	0
138	16-12-2025	94-PV-2231B U/S line drain (End Flange)	138	"	Flange	0	0	0	0	0	0
139	16-12-2025	94-PV-2231B D/S line drain (I/V Gland)	139	"	Vlave	0	0	0	0	0	0
140	16-12-2025	94-PV-2231B D/S line drain (I/V Flange/Bonnet)	140	"	Flange	0	0	0	0	0	0
141	16-12-2025	94-PV-2231B D/S line drain (End Flange)	141	"	Flange	0	0	0	0	0	0
142	16-12-2025	94-PV-2231B Main line (I/V Gland)	142	3 Inch	Vlave	0	0	0	0	0	0
143	16-12-2025	94-PV-2231B Main line (I/V U/S Flange)	143	"	Flange	0	0	0	0	0	0
144	16-12-2025	94-PV-2231B Main line (I/V U/S Flange)	144	"	Flange	0	0	0	0	0	0
145	16-12-2025	94-PV-2231B Main line (I/V Flange/Bonnet)	145	"	Flange	0	0	0	0	0	0
146	16-12-2025	94-G-006A Upper/OV-1 line (I/V Gland)	146	3 Inch	Vlave	0	0	0	0	0	0
147	16-12-2025	94-G-006A Upper/OV-1 line (I/V U/S Flange)	147	"	Flange	0	0	0	0	0	0
148	16-12-2025	94-G-006A Upper/OV-1 line (I/V U/S Flange)	148	"	Flange	0	0	0	0	0	0
149	16-12-2025	94-G-006A Upper/OV-1 line (I/V Flange/Bonnet)	149	"	Flange	0	0	0	0	0	0
150	16-12-2025	94-G-006A Lower/OV-2 line (I/V Gland)	150	"	Vlave	0	0	0	0	0	0
151	16-12-2025	94-G-006A Lower/OV-2 line (I/V U/S Flange)	151	"	Flange	0	0	0	0	0	0
152	16-12-2025	94-G-006A Lower/OV-2 line (I/V U/S Flange)	152	"	Flange	0	0	0	0	0	0
153	16-12-2025	94-G-006A Lower/OV-2 line (I/V Flange/Bonnet)	153	"	Flange	0	0	0	0	0	0
154	16-12-2025	94-G-006B Upper/OV-1 line (I/V Gland)	154	"	Vlave	0	0	0	0	0	0
155	16-12-2025	94-G-006B Upper/OV-1 line (I/V U/S Flange)	155	"	Flange	0	0	0	0	0	0
156	16-12-2025	94-G-006B Upper/OV-1 line (I/V U/S Flange)	156	"	Flange	0	0	0	0	0	0
157	16-12-2025	94-G-006B Upper/OV-1 line (I/V Flange/Bonnet)	157	"	Flange	0	0	0	0	0	0
158	16-12-2025	94-G-006B Lower/OV-2 line (I/V Gland)	158	"	Vlave	0	0	0	0	0	0
159	16-12-2025	94-G-006B Lower/OV-2 line (I/V U/S Flange)	159	"	Flange	0	0	0	0	0	0

Sr.No.	Date	Location	Tag No.	Line Size	Componenet Type	Screening Value (PPM) before Repair	Emission Kg/Hr	Emission Kg/day	Screening Value (PPM) afterRepair	Emission Kg/Hr	Emission Kg/day
160	16-12-2025	94-G-006B Lower/OV-2 line (I/V U/S Flange)	160	"	Flange	0	0	0	0	0	0
161	16-12-2025	94-G-006B Lower/OV-2 line (I/V Flange/Bonnet)	161	"	Flange	0	0	0	0	0	0
162	16-12-2025	94-G-005A Upper/OV-1 line (I/V Gland)	162	3 Inch	Vlave	0	0	0	0	0	0
163	16-12-2025	94-G-005A Upper/OV-1 line (I/V U/S Flange)	163	"	Flange	0	0	0	0	0	0
164	16-12-2025	94-G-005A Upper/OV-1 line (I/V U/S Flange)	164	"	Flange	0	0	0	0	0	0
165	16-12-2025	94-G-005A Upper/OV-1 line (I/V Flange/Bonnet)	165	"	Flange	0	0	0	0	0	0
166	16-12-2025	94-G-005A Lower/OV-2 line (I/V Gland)	166	"	Vlave	0	0	0	0	0	0
167	16-12-2025	94-G-005A Lower/OV-2 line (I/V U/S Flange)	167	"	Flange	0	0	0	0	0	0
168	16-12-2025	94-G-005A Lower/OV-2 line (I/V U/S Flange)	168	"	Flange	0	0	0	0	0	0
169	16-12-2025	94-G-005A Lower/OV-2 line (I/V Flange/Bonnet)	169	"	Flange	0	0	0	0	0	0
170	16-12-2025	94-G-005B Upper/OV-1 line (I/V Gland)	170	"	Vlave	0	0	0	0	0	0
171	16-12-2025	94-G-005B Upper/OV-1 line (I/V U/S Flange)	171	"	Flange	0	0	0	0	0	0
172	16-12-2025	94-G-005B Upper/OV-1 line (I/V U/S Flange)	172	"	Flange	0	0	0	0	0	0
173	16-12-2025	94-G-005B Upper/OV-1 line (I/V Flange/Bonnet)	173	"	Flange	0	0	0	0	0	0
174	16-12-2025	94-G-005B Lower/OV-2 line (I/V Gland)	174	"	Vlave	0	0	0	0	0	0
175	16-12-2025	94-G-005B Lower/OV-2 line (I/V U/S Flange)	175	"	Flange	0	0	0	0	0	0
176	16-12-2025	94-G-005B Lower/OV-2 line (I/V U/S Flange)	176	"	Flange	0	0	0	0	0	0
177	16-12-2025	94-G-005B Lower/OV-2 line (I/V Flange/Bonnet)	177	"	Flange	0	0	0	0	0	0
178	16-12-2025	94-FT-2258 (C/V U/S Flange)	178	3 Inch	Flange	0	0	0	0	0	0
179	16-12-2025	94-FT-2258 (C/V D/S Flange)	179	"	Flange	0	0	0	0	0	0
180	16-12-2025	94-FT-2258 U/S line (B/V Gland)	180	"	Vlave	0	0	0	0	0	0
181	16-12-2025	94-FT-2258 U/S line (B/V U/S Flange)	181	"	Flange	0	0	0	0	0	0
182	16-12-2025	94-FT-2258 U/S line (B/V U/S Flange)	182	"	Flange	0	0	0	0	0	0
183	16-12-2025	94-FT-2258 U/S line (B/V Flange/Bonnet)	183	"	Flange	0	0	0	0	0	0
184	16-12-2025	94-FT-2258 D/S line (B/V Gland)	184	"	Vlave	0	0	0	0	0	0
185	16-12-2025	94-FT-2258 D/S line (B/V U/S Flange)	185	"	Flange	0	0	0	0	0	0
186	16-12-2025	94-FT-2258 D/S line (B/V U/S Flange)	186	"	Flange	0	0	0	0	0	0
187	16-12-2025	94-FT-2258 D/S line (B/V Flange/Bonnet)	187	"	Flange	0	0	0	0	0	0
188	16-12-2025	94-FT-2258 Bypass line (B/V Gland)	188	"	Vlave	0	0	0	0	0	0
189	16-12-2025	94-FT-2258 Bypass line (B/V U/S Flange)	189	"	Flange	0	0	0	0	0	0
190	16-12-2025	94-FT-2258 Bypass line (B/V U/S Flange)	190	"	Flange	0	0	0	0	0	0
191	16-12-2025	94-FT-2258 Bypass line (B/V Flange/Bonnet)	191	"	Flange	0	0	0	0	0	0
192	16-12-2025	94-FT-2258 U/S line drain (I/V Gland)	192	0.5 Inch	Vlave	0	0	0	0	0	0
193	16-12-2025	94-FT-2258 U/S line drain (I/V Flange/Bonnet)	193	"	Flange	0	0	0	0	0	0
194	16-12-2025	94-FT-2258 U/S line drain (End Flange)	194	"	Flange	0	0	0	0	0	0
195	16-12-2025	94-FT-2258 D/S line drain (I/V Gland)	195	"	Vlave	0	0	0	0	0	0
196	16-12-2025	94-FT-2258 D/S line drain (I/V Flange/Bonnet)	196	"	Flange	0	0	0	0	0	0
197	16-12-2025	94-FT-2258 D/S line drain (End Flange)	197	"	Flange	0	0	0	0	0	0
198	16-12-2025	94-FT-2258 To G-002 line (NRV Top Flange)	198	4 Inch	Flange	0	0	0	0	0	0
199	16-12-2025	94-FT-2258 To G-002 line (NRV U/S Flange)	199	"	Flange	0	0	0	0	0	0

Sr.No.	Date	Location	Tag No.	Line Size	Componenet Type	Screening Value (PPM) before Repair	Emission Kg/Hr	Emission Kg/day	Screening Value (PPM) afterRepair	Emission Kg/Hr	Emission Kg/day
200	16-12-2025	94-FT-2258 To G-002 line (NRV D/S Flange)	200	"	Flange	0	0	0	0	0	0
201	16-12-2025	PV-4501 (C/V Gland)	201	1.5 Inch	Vlave	0	0	0	0	0	0
202	16-12-2025	PV-4501 (C/V U/S Flange)	202	"	Flange	0	0	0	0	0	0
203	16-12-2025	PV-4501 (C/V U/S Flange)	203	"	Flange	0	0	0	0	0	0
204	16-12-2025	PV-4501 (C/V Flange/Bonnet)	204	"	Flange	0	0	0	0	0	0
205	16-12-2025	PV-4501 U/S line (I/V Gland)	205	Insulation	Vlave	0	0	0	0	0	0
206	16-12-2025	PV-4501 D/S line (I/V Gland)	206	"	Vlave	0	0	0	0	0	0
207	16-12-2025	PV-4501 Bypass line (I/V Gland)	207	"	Vlave	0	0	0	0	0	0
208	16-12-2025	PV-4501 U/S line drain (I/V Gland)	208	0.5 Inch	Vlave	0	0	0	0	0	0
209	16-12-2025	PV-4501 U/S line drain (I/V Flange/Bonnet)	209	"	Flange	0	0	0	0	0	0
210	16-12-2025	PV-4501 U/S line drain (End Flange)	210	"	Flange	0	0	0	0	0	0
211	16-12-2025	PV-4501 D/S line drain (I/V Gland)	211	"	Vlave	0	0	0	0	0	0
212	16-12-2025	PV-4501 D/S line drain (I/V Flange/Bonnet)	212	"	Flange	0	0	0	0	0	0
213	16-12-2025	PV-4501 D/S line drain (End Flange)	213	"	Flange	0	0	0	0	0	0
214	16-12-2025	West Side PV-4501 (C/V Gland)	214	1.5 Inch	Vlave	305	0.000342	0.008206378	305	0.000342	0.008206378
215	16-12-2025	West Side PV-4501 (C/V U/S Flange)	215	"	Flange	0	0	0	0	0	0
216	16-12-2025	West Side PV-4501 (C/V U/S Flange)	216	"	Flange	0	0	0	0	0	0
217	16-12-2025	West Side PV-4501 (C/V Flange/Bonnet)	217	"	Flange	0	0	0	0	0	0
218	16-12-2025	SOV-6001B (C/V Gland)	218	0.5 Inch	Vlave	0	0	0	0	0	0
219	16-12-2025	SOV-6001B (C/V U/S Flange)	219	"	Flange	0	0	0	0	0	0
220	16-12-2025	SOV-6001B (C/V U/S Flange)	220	"	Flange	0	0	0	0	0	0
221	16-12-2025	SOV-6001B (C/V Flange/Bonnet)	221	"	Flange	0	0	0	0	0	0
222	16-12-2025	LPG Header - LPG Control Station 1st I/V	222	"	Vlave	58.7	0.000119	0.002849028	58.7	0.000119	0.002849028
223	16-12-2025	LPG Header - LPG Control Station 2nd I/V	223	"	Vlave	0	0	0	0	0	0
224	16-12-2025	LPG Header - LPG Control Station 3rd I/V	224	"	Vlave	12.8	0.000045	0.001071667	12.8	0.000045	0.001071667
225	16-12-2025	LPG Header - Cylinder Regulator 1st Joint	225	"	Joint	0	0	0	0	0	0
226	16-12-2025	LPG Header - Cylinder Regulator 2nd Joint	226	"	Joint	0	0	0	0	0	0
227	16-12-2025	LPG Header - Cylinder Regulator 3rd Joint	227	"	Joint	0	0	0	0	0	0

Sr.No.	Date	Location	Tag No.	Line Size	Componenet Type	Screening Value (PPM) before Repair	Emission Kg/Hr	Emission Kg/day	Screening Value (PPM) afterRepair	Emission Kg/Hr	Emission Kg/day
CDU-II											
1	17-12-2025	LPG Horton Sphere To V-10 line (I/V Gland)	1	2 Inch	Valve	0	0	0	0	0	0
2	17-12-2025	LPG Horton Sphere To V-10 line (I/V U/S Flange)	2	"	Flange	0	0	0	0	0	0
3	17-12-2025	LPG Horton Sphere To V-10 line (I/V D/S Flange)	3	"	Flange	0	0	0	0	0	0
4	17-12-2025	LPG Horton Sphere To V-10 line (I/V Flange/Bonnet)	4	"	Flange	0	0	0	0	0	0
5	17-12-2025	SRN To DHDT line (I/V Gland)	5	3 Inch	Valve	0	0	0	0	0	0
6	17-12-2025	SRN To DHDT line (I/V U/S Flange)	6	"	Flange	0	0	0	0	0	0
7	17-12-2025	SRN To DHDT line (I/V D/S Flange)	7	"	Flange	0	0	0	0	0	0
8	17-12-2025	SRN To DHDT line (I/V Flange/Bonnet)	8	"	Flange	0	0	0	0	0	0
9	17-12-2025	K-I To DHDT line 1st (I/V Gland)	9	3 Inch	Valve	0	0	0	0	0	0
10	17-12-2025	K-I To DHDT line 1st (I/V U/S Flange)	10	"	Flange	0	0	0	0	0	0
11	17-12-2025	K-I To DHDT line 1st (I/V D/S Flange)	11	"	Flange	0	0	0	0	0	0
12	17-12-2025	K-I To DHDT line 1st (I/V Flange/Bonnet)	12	"	Flange	0	0	0	0	0	0
13	17-12-2025	K-I To DHDT line 2nd (I/V Gland)	13	"	Valve	0	0	0	0	0	0
14	17-12-2025	K-I To DHDT line 2nd (I/V U/S Flange)	14	"	Flange	0	0	0	0	0	0
15	17-12-2025	K-I To DHDT line 2nd (I/V D/S Flange)	15	"	Flange	0	0	0	0	0	0
16	17-12-2025	K-I To DHDT line 2nd (I/V Flange/Bonnet)	16	"	Flange	0	0	0	0	0	0
17	17-12-2025	K-I To DHDT line 2nd (NRV Top Flange)	17	"	Flange	0	0	0	0	0	0
18	17-12-2025	K-I To DHDT line 2nd (NRV U/S Flange)	18	"	Flange	0	0	0	0	0	0
19	17-12-2025	K-I To DHDT line 2nd (NRV D/S Flange)	19	"	Flange	0	0	0	0	0	0
20	17-12-2025	RFN To Tank line 1st (I/V Gland)	20	2 Inch	Valve	0	0	0	0	0	0
21	17-12-2025	RFN To Tank line 1st (I/V U/S Flange)	21	"	Flange	0	0	0	0	0	0
22	17-12-2025	RFN To Tank line 1st (I/V D/S Flange)	22	"	Flange	0	0	0	0	0	0
23	17-12-2025	RFN To Tank line 1st (I/V Flange/Bonnet)	23	"	Flange	0	0	0	0	0	0
24	17-12-2025	RFN To Tank line 2nd (I/V Gland)	24	"	Valve	0	0	0	0	0	0
25	17-12-2025	RFN To Tank line 2nd (I/V U/S Flange)	25	"	Flange	0	0	0	0	0	0
26	17-12-2025	RFN To Tank line 2nd (I/V D/S Flange)	26	"	Flange	0	0	0	0	0	0
27	17-12-2025	RFN To Tank line 2nd (I/V Flange/Bonnet)	27	"	Flange	0	0	0	0	0	0
28	17-12-2025	RFN To Tank line Sample Point line upper (I/V Gland)	28	0.5 Inch	Valve	0	0	0	0	0	0
29	17-12-2025	RFN To Tank line Sample Point line upper (I/V Flange/Bonnet)	29	"	Flange	0	0	0	0	0	0
30	17-12-2025	RFN To Tank line Sample Point line upper (End Flange)	30	"	Flange	0	0	0	0	0	0
31	17-12-2025	RFN To Tank line Sample Point line lower (I/V Gland)	31	"	Valve	0	0	0	0	0	0
32	17-12-2025	RFN To Tank line Sample Point line lower (I/V Flange/Bonnet)	32	"	Flange	0	0	0	0	0	0
33	17-12-2025	K.C To Tank line upper (I/V Gland)	33	2 Inch	Valve	0	0	0	0	0	0
34	17-12-2025	K.C To Tank line upper (I/V U/S Flange)	34	"	Flange	0	0	0	0	0	0
35	17-12-2025	K.C To Tank line upper (I/V D/S Flange)	35	"	Flange	0	0	0	0	0	0
36	17-12-2025	K.C To Tank line upper (I/V Flange/Bonnet)	36	"	Flange	0	0	0	0	0	0
37	17-12-2025	K.C To Tank line lower (I/V Gland)	37	"	Valve	0	0	0	0	0	0
38	17-12-2025	K.C To Tank line lower (I/V U/S Flange)	38	"	Flange	0	0	0	0	0	0
39	17-12-2025	K.C To Tank line lower (I/V D/S Flange)	39	"	Flange	0	0	0	0	0	0

Sr.No.	Date	Location	Tag No.	Line Size	Componenet Type	Screening Value (PPM) before Repair	Emission Kg/Hr	Emission Kg/day	Screening Value (PPM) afterRepair	Emission Kg/Hr	Emission Kg/day
40	17-12-2025	K.C To Tank line lower (I/V Flange/Bonnet)	40	"	Flange	0	0	0	0	0	0
41	17-12-2025	G.O To HSD line upper (I/V Gland)	41	"	Valve	0	0	0	0	0	0
42	17-12-2025	G.O To HSD line upper (I/V U/S Flange)	42	"	Flange	0	0	0	0	0	0
43	17-12-2025	G.O To HSD line upper (I/V D/S Flange)	43	"	Flange	0	0	0	0	0	0
44	17-12-2025	G.O To HSD line upper (I/V Flange/Bonnet)	44	"	Flange	0	0	0	0	0	0
45	17-12-2025	G.O To HSD line lower (I/V Gland)	45	"	Valve	0	0	0	0	0	0
46	17-12-2025	G.O To HSD line lower (I/V U/S Flange)	46	"	Flange	0	0	0	0	0	0
47	17-12-2025	G.O To HSD line lower (I/V D/S Flange)	47	"	Flange	0	0	0	0	0	0
48	17-12-2025	G.O To HSD line lower (I/V Flange/Bonnet)	48	"	Flange	0	0	0	0	0	0
49	17-12-2025	K-I To Tank line (I/V Gland)	49	3 Inch	Valve	0	0	0	0	0	0
50	17-12-2025	K-I To Tank line (I/V U/S Flange)	50	"	Flange	0	0	0	0	0	0
51	17-12-2025	K-I To Tank line (I/V D/S Flange)	51	"	Flange	0	0	0	0	0	0
52	17-12-2025	K-I To Tank line (I/V Flange/Bonnet)	52	"	Flange	0	0	0	0	0	0
53	17-12-2025	SRN To Tank line upper (I/V Gland)	53	4 Inch	Valve	0	0	0	0	0	0
54	17-12-2025	SRN To Tank line upper (I/V U/S Flange)	54	"	Flange	0	0	0	0	0	0
55	17-12-2025	SRN To Tank line upper (I/V D/S Flange)	55	"	Flange	0	0	0	0	0	0
56	17-12-2025	SRN To Tank line upper (I/V Flange/Bonnet)	56	"	Flange	0	0	0	0	0	0
57	17-12-2025	SRN To Tank line lower (I/V Gland)	57	"	Valve	0	0	0	0	0	0
58	17-12-2025	SRN To Tank line lower (I/V U/S Flange)	58	"	Flange	0	0	0	0	0	0
59	17-12-2025	SRN To Tank line lower (I/V D/S Flange)	59	"	Flange	0	0	0	0	0	0
60	17-12-2025	SRN To Tank line lower (I/V Flange/Bonnet)	60	"	Flange	0	0	0	0	0	0
61	17-12-2025	F.G Distribution line lower (I/V Gland)	61	Insulation	Valve	0	0	0	0	0	0
62	17-12-2025	F.G Distribution line upper (I/V Gland)	62	"	Valve	0	0	0	0	0	0
63	17-12-2025	F.G From FGRS line upper (I/V Gland)	63	"	Valve	0	0	0	0	0	0
64	17-12-2025	F.G From FGRS line lower (I/V Gland)	64	"	Valve	0	0	0	0	0	0
65	17-12-2025	F.G To DCU-II line upper (I/V Gland)	65	"	Valve	0	0	0	0	0	0
66	17-12-2025	F.G To DCU-II line lower (I/V Gland)	66	"	Valve	0	0	0	0	0	0
67	17-12-2025	11-PV-1111 (C/V Gland)	67	1 Inch	Valve	19.2	0.000058	0.00139 0306	19.2	0.000058	0.001390 306
68	17-12-2025	11-PV-1111 (C/V U/S Flange)	68	"	Flange	0	0	0	0	0	0
69	17-12-2025	11-PV-1111 (C/V D/S Flange)	69	"	Flange	0	0	0	0	0	0
70	17-12-2025	11-PV-1111 (C/V Flange/Bonnet)	70	"	Flange	0	0	0	0	0	0
71	17-12-2025	11-PV-1111 U/S line (I/V Gland)	71	2 Inch	Valve	0	0	0	0	0	0
72	17-12-2025	11-PV-1111 U/S line (I/V U/S Flange)	72	"	Flange	0	0	0	0	0	0
73	17-12-2025	11-PV-1111 U/S line (I/V D/S Flange)	73	"	Flange	0	0	0	0	0	0
74	17-12-2025	11-PV-1111 U/S line (I/V Flange/Bonnet)	74	"	Flange	0	0	0	0	0	0
75	17-12-2025	11-PV-1111 D/S line (I/V Gland)	75	"	Valve	0	0	0	0	0	0
76	17-12-2025	11-PV-1111 D/S line (I/V U/S Flange)	76	"	Flange	0	0	0	0	0	0
77	17-12-2025	11-PV-1111 D/S line (I/V D/S Flange)	77	"	Flange	0	0	0	0	0	0
78	17-12-2025	11-PV-1111 D/S line (I/V Flange/Bonnet)	78	"	Flange	0	0	0	0	0	0
79	17-12-2025	11-PV-1111 Bypass line (I/V Gland)	79	"	Valve	0	0	0	0	0	0

Sr.No.	Date	Location	Tag No.	Line Size	Componenet Type	Screening Value (PPM) before Repair	Emission Kg/Hr	Emission Kg/day	Screening Value (PPM) afterRepair	Emission Kg/Hr	Emission Kg/day
80	17-12-2025	11-PV-1111 Bypass line (I/V U/S Flange)	80	"	Flange	0	0	0	0	0	0
81	17-12-2025	11-PV-1111 Bypass line (I/V D/S Flange)	81	"	Flange	0	0	0	0	0	0
82	17-12-2025	11-PV-1111 Bypass line (I/V Flange/Bonnet)	82	"	Flange	0	0	0	0	0	0
83	17-12-2025	11-PV-1111 U/S drain line (I/V Gland)	83	0.5 Inch	Valve	0	0	0	0	0	0
84	17-12-2025	11-PV-1111 U/S drain line (I/V Flange/Bonnet)	84	"	Flange	0	0	0	0	0	0
85	17-12-2025	11-PV-1111 U/S drain line (End Flange)	85	"	Flange	0	0	0	0	0	0
86	17-12-2025	11-PV-1111 D/S drain line (I/V Gland)	86	"	Valve	0	0	0	0	0	0
87	17-12-2025	11-PV-1111 D/S drain line (I/V Flange/Bonnet)	87	"	Flange	0	0	0	0	0	0
88	17-12-2025	11-PV-1111 D/S drain line (End Flange)	88	"	Flange	0	0	0	0	0	0
89	17-12-2025	11-LT-1110 Upper (I/V Gland)	89	2 Inch	Valve	0	0	0	0	0	0
90	17-12-2025	11-LT-1110 Upper (I/V U/S Flange)	90	"	Flange	0	0	0	0	0	0
91	17-12-2025	11-LT-1110 Upper (I/V D/S Flange)	91	"	Flange	0	0	0	0	0	0
92	17-12-2025	11-LT-1110 Upper (I/V Flange/Bonnet)	92	"	Flange	0	0	0	0	0	0
93	17-12-2025	11-LT-1110 Lower (I/V Gland)	93	"	Valve	0	0	0	0	0	0
94	17-12-2025	11-LT-1110 Lower (I/V U/S Flange)	94	"	Flange	0	0	0	0	0	0
95	17-12-2025	11-LT-1110 Lower (I/V D/S Flange)	95	"	Flange	0	0	0	0	0	0
96	17-12-2025	11-LT-1110 Lower (I/V Flange/Bonnet)	96	"	Flange	0	0	0	0	0	0
97	17-12-2025	11-LSH-1108 Lower (I/V Gland)	97	1 Inch	Valve	0	0	0	0	0	0
98	17-12-2025	11-LSH-1108 Lower (I/V Flange/Bonnet)	98	"	Flange	0	0	0	0	0	0
99	17-12-2025	11-LSH-1108 Upper (I/V Gland)	99	"	Valve	0	0	0	0	0	0
100	17-12-2025	11-LSH-1108 Upper (I/V Flange/Bonnet)	100	"	Flange	0	0	0	0	0	0
101	17-12-2025	11-LSH-1109 Lower (I/V Gland)	101	1 Inch	Valve	0	0	0	0	0	0
102	17-12-2025	11-LSH-1109 Lower (I/V Flange/Bonnet)	102	"	Flange	0	0	0	0	0	0
103	17-12-2025	11-LSH-1109 Upper (I/V Gland)	103	"	Valve	0	0	0	0	0	0
104	17-12-2025	11-LSH-1109 Upper (I/V Flange/Bonnet)	104	"	Flange	0	0	0	0	0	0
105	17-12-2025	11-LV-1110 (C/V Gland)	105	1 Inch	Valve	0	0	0	0	0	0
106	17-12-2025	11-LV-1110 (C/V U/S Flange)	106	"	Flange	0	0	0	0	0	0
107	17-12-2025	11-LV-1110 (C/V D/S Flange)	107	"	Flange	0	0	0	0	0	0
108	17-12-2025	11-LV-1110 (C/V Flange/Bonnet)	108	"	Flange	0	0	0	0	0	0
109	17-12-2025	11-LV-1110 U/S line (I/V Gland)	109	"	Valve	0	0	0	0	0	0
110	17-12-2025	11-LV-1110 U/S line (I/V Flange/Bonnet)	110	"	Flange	0	0	0	0	0	0
111	17-12-2025	11-LV-1110 D/S line (I/V Gland)	111	"	Valve	0	0	0	0	0	0
112	17-12-2025	11-LV-1110 D/S line (I/V Flange/Bonnet)	112	"	Flange	0	0	0	0	0	0
113	17-12-2025	11-LV-1110 Bypass line (I/V Gland)	113	"	Valve	0	0	0	0	0	0
114	17-12-2025	11-LV-1110 Bypass line (I/V Flange/Bonnet)	114	"	Flange	0	0	0	0	0	0
115	17-12-2025	11-LV-1110 U/S Drain line (I/V Gland)	115	0.5 Inch	Valve	0	0	0	0	0	0
116	17-12-2025	11-LV-1110 U/S Drain line (I/V Flange/Bonnet)	116	"	Flange	0	0	0	0	0	0
117	17-12-2025	11-LV-1110 U/S Drain line (End Flange)	117	"	Flange	0	0	0	0	0	0
118	17-12-2025	11-LV-1110 D/S Drain line (I/V Gland)	118	"	Valve	0	0	0	0	0	0
119	17-12-2025	11-LV-1110 D/S Drain line (I/V Flange/Bonnet)	119	"	Flange	0	0	0	0	0	0

Sr.No.	Date	Location	Tag No.	Line Size	Componenet Type	Screening Value (PPM) before Repair	Emission Kg/Hr	Emission Kg/day	Screening Value (PPM) afterRepair	Emission Kg/Hr	Emission Kg/day
120	17-12-2025	11-LV-1110 D/S Drain line (End Flange)	120	"	Flange	0	0	0	0	0	0
121	17-12-2025	11-PM-014B Suction line (I/V Gland)	121	Insulation	Valve	4225	0.001848	0.044362066	4225	0.001848	0.044362066
122	17-12-2025	11-PM-014B Discharge line(I/V Gland)	122	"	Valve	5810	0.002268	0.054429218	5810	0.002268	0.054429218
123	17-12-2025	11-PM-014B Discharge line drain (I/V Gland)	123	0.5 Inch	Valve	0	0	0	0	0	0
124	17-12-2025	11-PM-014B Discharge line drain (I/V Flange/Bonnet)	124	"	Flange	0	0	0	0	0	0
125	17-12-2025	11-PM-014B Discharge line drain (End Flange)	125	"	Flange	0	0	0	0	0	0
126	17-12-2025	11-PM-014A Suction line (I/V Gland)	126	Insulation	Valve	612.8	0.000535	0.012843685	612.8	0.000535	0.012843685
127	17-12-2025	11-PM-014A Discharge line(I/V Gland)	127	"	Valve	180.3	0.000244	0.00585572	180.3	0.000244	0.00585572
128	17-12-2025	11-PM-014A Discharge line drain (I/V Gland)	128	0.5 Inch	Valve	0	0	0	0	0	0
129	17-12-2025	11-PM-014A Discharge line drain (I/V Flange/Bonnet)	129	"	Flange	0	0	0	0	0	0
130	17-12-2025	11-PM-014A Discharge line drain (End Flange)	130	"	Flange	0	0	0	0	0	0
131	17-12-2025	11-PM-013 Suction line (I/V Gland)	131	Insulation	Valve	220.1	0.000277	0.00665569	220.1	0.000277	0.00665569
132	17-12-2025	11-PM-013 Discharge line(I/V Gland)	132	"	Valve	0	0	0	0	0	0
133	17-12-2025	11-PM-013 Discharge line drain (I/V Gland)	133	0.5 Inch	Valve	0	0	0	0	0	0
134	17-12-2025	11-PM-013 Discharge line drain (I/V Flange/Bonnet)	134	"	Flange	0	0	0	0	0	0
135	17-12-2025	11-PM-013 Discharge line drain (End Flange)	135	"	Flange	0	0	0	0	0	0
136	17-12-2025	11-PM-011B Suction line (I/V Gland)	136	Insulation	Valve	0	0	0	0	0	0
137	17-12-2025	11-PM-011B Discharge line upper (I/V Gland)	137	4 Inch	Valve	0	0	0	0	0	0
138	17-12-2025	11-PM-011B Discharge line upper (I/V U/S Flange)	138	"	Flange	0	0	0	0	0	0
139	17-12-2025	11-PM-011B Discharge line upper (I/V D/S Flange)	139	"	Flange	0	0	0	0	0	0
140	17-12-2025	11-PM-011B Discharge line upper (I/V Flange/Bonnet)	140	"	Flange	0	0	0	0	0	0
141	17-12-2025	11-PM-011B Discharge line lower (I/V Gland)	141	Insulation	Valve	0	0	0	0	0	0
142	17-12-2025	11-PM-011A Suction line (I/V Gland)	142	Insulation	Valve	0	0	0	0	0	0
143	17-12-2025	11-PM-011A Discharge line (I/V Gland)	143	4 Inch	Valve	82.3	0.000147	0.00354	82.3	0.000147	0.0035393
144	17-12-2025	11-PM-011A Discharge line (I/V U/S Flange)	144	"	Flange	0	0	0	0	0	0
145	17-12-2025	11-PM-011A Discharge line (I/V D/S Flange)	145	"	Flange	0	0	0	0	0	0
146	17-12-2025	11-PM-011A Discharge line (I/V Flange/Bonnet)	146	"	Flange	0	0	0	0	0	0
147	17-12-2025	11-PM-011A Discharge line (NRV Top Flange)	147	"	Flange	0	0	0	0	0	0
148	17-12-2025	11-PM-011A Discharge line (NRV U/S Flange)	148	"	Flange	0	0	0	0	0	0
149	17-12-2025	11-PM-011A Discharge line (NRV D/S Flange)	149	"	Flange	0	0	0	0	0	0
150	17-12-2025	11-PM-011A Discharge line drain (I/V Gland)	150	0.5 Inch	Valve	0	0	0	0	0	0
151	17-12-2025	11-PM-011A Discharge line drain (I/V Flange/Bonnet)	151	"	Flange	0	0	0	0	0	0
152	17-12-2025	11-PM-011A Discharge line drain (End Flange)	152	"	Flange	0	0	0	0	0	0
153	17-12-2025	11-PM-012B Suction line (I/V Gland)	153	Insulation	Valve	602.8	0.000530	0.012708733	602.8	0.000530	0.012708733
154	17-12-2025	11-PM-012B Discharge line(I/V Gland)	154	"	Valve	6806	0.002510	0.060248695	6806	0.002510	0.060248695
155	17-12-2025	11-PM-012B Discharge line drain (I/V Gland)	155	0.5 Inch	Valve	0	0	0	0	0	0
156	17-12-2025	11-PM-012B Discharge line drain (I/V Flange/Bonnet)	156	"	Flange	0	0	0	0	0	0
157	17-12-2025	11-PM-012B Discharge line drain (End Flange)	157	"	Flange	0	0	0	0	0	0
158	17-12-2025	11-PM-012A Suction line (I/V Gland)	158	Insulation	Valve	0	0	0	0	0	0
159	17-12-2025	11-PM-012A Discharge line(I/V Gland)	159	"	Valve	16.5	0.000053	0.001261408	16.5	0.000053	0.001261408

Sr.No.	Date	Location	Tag No.	Line Size	Componenet Type	Screening Value (PPM) before Repair	Emission Kg/Hr	Emission Kg/day	Screening Value (PPM) afterRepair	Emission Kg/Hr	Emission Kg/day
160	17-12-2025	11-PM-012A Discharge line drain (I/V Gland)	160	0.5 Inch	Valve	0	0	0	0	0	0
161	17-12-2025	11-PM-012A Discharge line drain (I/V Flange/Bonnet)	161	"	Flange	0	0	0	0	0	0
162	17-12-2025	11-PM-012A Discharge line drain (End Flange)	162	"	Flange	0	0	0	0	0	0
163	17-12-2025	11-PM-05B Suction line (I/V Gland)	163	Insulation	Valve	208.1	0.000268	0.006420394	208.1	0.000268	0.006420394
164	17-12-2025	11-PM-05B Discharge line(I/V Gland)	164	"	Valve	0	0	0	0	0	0
165	17-12-2025	11-PM-05B Discharge line drain (I/V Gland)	165	0.5 Inch	Valve	0	0	0	0	0	0
166	17-12-2025	11-PM-05B Discharge line drain (I/V Flange/Bonnet)	166	"	Flange	0	0	0	0	0	0
167	17-12-2025	11-PM-05B Discharge line drain (End Flange)	167	"	Flange	0	0	0	0	0	0
168	17-12-2025	11-PM-05A Suction line (I/V Gland)	168	Insulation	Valve	9.3	0.000036	0.000872965	9.3	0.000036	0.000872965
169	17-12-2025	11-PM-05A Discharge line(I/V Gland)	169	"	Valve	0	0	0	0	0	0
170	17-12-2025	11-PM-05A Discharge line drain (I/V Gland)	170	0.5 Inch	Valve	0	0	0	0	0	0
171	17-12-2025	11-PM-05A Discharge line drain (I/V Flange/Bonnet)	171	"	Flange	0	0	0	0	0	0
172	17-12-2025	11-PM-05A Discharge line drain (End Flange)	172	"	Flange	0	0	0	0	0	0
173	17-12-2025	11-PM-04A Suction line (I/V Gland)	173	Insulation	Valve	0	0	0	0	0	0
174	17-12-2025	11-PM-04A Discharge line(I/V Gland)	174	"	Valve	0	0	0	0	0	0
175	17-12-2025	11-PM-04A Discharge line drain (I/V Gland)	175	0.5 Inch	Valve	0	0	0	0	0	0
176	17-12-2025	11-PM-04A Discharge line drain (I/V Flange/Bonnet)	176	"	Flange	0	0	0	0	0	0
177	17-12-2025	11-PM-04A Discharge line drain (End Flange)	177	"	Flange	0	0	0	0	0	0
178	17-12-2025	11-PM-04B Suction line (I/V Gland)	178	Insulation	Valve	0	0	0	0	0	0
179	17-12-2025	11-PM-04B Discharge line(I/V Gland)	179	"	Valve	0	0	0	0	0	0
180	17-12-2025	11-PM-04B Discharge line drain (I/V Gland)	180	0.5 Inch	Valve	0	0	0	0	0	0
181	17-12-2025	11-PM-04B Discharge line drain (I/V Flange/Bonnet)	181	"	Flange	0	0	0	0	0	0
182	17-12-2025	11-PM-04B Discharge line drain (End Flange)	182	"	Flange	0	0	0	0	0	0
183	17-12-2025	11-PM-02C Suction line (I/V Gland)	183	6 Inch	Valve	0	0	0	0	0	0
184	17-12-2025	11-PM-02C Suction line (I/V U/S Flange)	184	"	Flange	0	0	0	0	0	0
185	17-12-2025	11-PM-02C Suction line (I/V D/S Flange)	185	"	Flange	0	0	0	0	0	0
186	17-12-2025	11-PM-02C Suction line (I/V Flange/Bonnet)	186	"	Flange	0	0	0	0	0	0
187	17-12-2025	11-PM-02C Discharge line (I/V Gland)	187	4 Inch	Valve	0	0	0	0	0	0
188	17-12-2025	11-PM-02C Discharge line (I/V U/S Flange)	188	"	Flange	0	0	0	0	0	0
189	17-12-2025	11-PM-02C Discharge line (I/V D/S Flange)	189	"	Flange	0	0	0	0	0	0
190	17-12-2025	11-PM-02C Discharge line (I/V Flange/Bonnet)	190	"	Flange	0	0	0	0	0	0
191	17-12-2025	11-PM-02C Discharge line (NRV Top Flange)	191	"	Flange	0	0	0	0	0	0
192	17-12-2025	11-PM-02C Discharge line (NRV U/S Flange)	192	"	Flange	0	0	0	0	0	0
193	17-12-2025	11-PM-02C Discharge line (NRV D/S Flange)	193	"	Flange	0	0	0	0	0	0
194	17-12-2025	11-PM-02A Suction line (I/V Gland)	194	6 Inch	Valve	0	0	0	0	0	0
195	17-12-2025	11-PM-02A Suction line (I/V U/S Flange)	195	"	Flange	0	0	0	0	0	0
196	17-12-2025	11-PM-02A Suction line (I/V D/S Flange)	196	"	Flange	0	0	0	0	0	0
197	17-12-2025	11-PM-02A Suction line (I/V Flange/Bonnet)	197	"	Flange	0	0	0	0	0	0
198	17-12-2025	11-PM-02A Discharge line (I/V Gland)	198	4 Inch	Valve	20.4	0.000060	0.001445485	20.4	0.000060	0.001445485
199	17-12-2025	11-PM-02A Discharge line (I/V U/S Flange)	199	"	Flange	0	0	0	0	0	0

Sr.No.	Date	Location	Tag No.	Line Size	Componenet Type	Screening Value (PPM) before Repair	Emission Kg/Hr	Emission Kg/day	Screening Value (PPM) afterRepair	Emission Kg/Hr	Emission Kg/day
200	17-12-2025	11-PM-02A Discharge line (I/V D/S Flange)	200	"	Flange	0	0	0	0	0	0
201	17-12-2025	11-PM-02A Discharge line (I/V Flange/Bonnet)	201	"	Flange	0	0	0	0	0	0
202	17-12-2025	11-PM-02A Discharge line (NRV Top Flange)	202	"	Flange	0	0	0	0	0	0
203	17-12-2025	11-PM-02A Discharge line (NRV U/S Flange)	203	"	Flange	0	0	0	0	0	0
204	17-12-2025	11-PM-02A Discharge line (NRV D/S Flange)	204	"	Flange	0	0	0	0	0	0
205	17-12-2025	11-PM-02A Discharge line drain (I/V Gland)	205	0.5 Inch	Flange	0	0	0	0	0	0
206	17-12-2025	11-PM-02A Discharge line drain (I/V Flange/Bonnet)	206	"	Flange	0	0	0	0	0	0
207	17-12-2025	11-PM-02A Discharge line drain (End Flange)	207	"	Flange	0	0	0	0	0	0
208	17-12-2025	11-PM-02B Suction line (I/V Gland)	208	6 Inch	Valve	0	0	0	0	0	0
209	17-12-2025	11-PM-02B Suction line (I/V U/S Flange)	209	"	Flange	0	0	0	0	0	0
210	17-12-2025	11-PM-02B Suction line (I/V D/S Flange)	210	"	Flange	0	0	0	0	0	0
211	17-12-2025	11-PM-02B Suction line (I/V Flange/Bonnet)	211	"	Flange	0	0	0	0	0	0
212	17-12-2025	11-PM-02B Discharge line (I/V Gland)	212	4 Inch	Valve	0	0	0	0	0	0
213	17-12-2025	11-PM-02B Discharge line (I/V U/S Flange)	213	"	Flange	0	0	0	0	0	0
214	17-12-2025	11-PM-02B Discharge line (I/V D/S Flange)	214	"	Flange	0	0	0	0	0	0
215	17-12-2025	11-PM-02B Discharge line (I/V Flange/Bonnet)	215	"	Flange	0	0	0	0	0	0
216	17-12-2025	11-PM-02B Discharge line (NRV Top Flange)	216	"	Flange	0	0	0	0	0	0
217	17-12-2025	11-PM-02B Discharge line (NRV U/S Flange)	217	"	Flange	0	0	0	0	0	0
218	17-12-2025	11-PM-02B Discharge line (NRV D/S Flange)	218	"	Flange	0	0	0	0	0	0
219	18-12-2025	FT-125A (U/S Flange)	219	"	Flange	0	0	0	0	0	0
220	18-12-2025	FT-125A (D/S Flange)	220	"	Flange	0	0	0	0	0	0
221	18-12-2025	FT-125A U/S line (I/V Gland)	221	4 Inch	Valve	0	0	0	0	0	0
222	18-12-2025	FT-125A U/S line (I/V U/S Flange)	222	"	Flange	0	0	0	0	0	0
223	18-12-2025	FT-125A U/S line (I/V D/S Flange)	223	"	Flange	0	0	0	0	0	0
224	18-12-2025	FT-125A U/S line (I/V Flange/Bonnet)	224	"	Flange	0	0	0	0	0	0
225	18-12-2025	FT-125A D/S line (I/V Gland)	225	"	Valve	0	0	0	0	0	0
226	18-12-2025	FT-125A D/S line (I/V U/S Flange)	226	"	Flange	0	0	0	0	0	0
227	18-12-2025	FT-125A D/S line (I/V D/S Flange)	227	"	Flange	0	0	0	0	0	0
228	18-12-2025	FT-125A D/S line (I/V Flange/Bonnet)	228	"	Flange	0	0	0	0	0	0
229	18-12-2025	FT-125A Bypass line (I/V Gland)	229	"	Valve	0	0	0	0	0	0
230	18-12-2025	FT-125A Bypass line (I/V U/S Flange)	230	"	Flange	0	0	0	0	0	0
231	18-12-2025	FT-125A Bypass line (I/V D/S Flange)	231	"	Flange	0	0	0	0	0	0
232	18-12-2025	FT-125A Bypass line (I/V Flange/Bonnet)	232	"	Flange	0	0	0	0	0	0
233	18-12-2025	11-PM-010A Suction line (I/V Gland)	233	4 Inch	Valve	0	0	0	0	0	0
234	18-12-2025	11-PM-010A Suction line (I/V Flange/Bonnet)	234	"	Flange	0	0	0	0	0	0
235	18-12-2025	11-PM-010A Suction line (I/V Gland)	235	"	Valve	0	0	0	0	0	0
236	18-12-2025	11-PM-010A Suction line (I/V Flange/Bonnet)	236	"	Flange	0	0	0	0	0	0
237	18-12-2025	11-PM-010A Discharge line (I/V Gland)	237	2 Inch	Valve	0	0	0	0	0	0
238	18-12-2025	11-PM-010A Discharge line (I/V U/S Flange)	238	"	Flange	0	0	0	0	0	0
239	18-12-2025	11-PM-010A Discharge line (I/V D/S Flange)	239	"	Flange	0	0	0	0	0	0

Sr.No.	Date	Location	Tag No.	Line Size	Componenet Type	Screening Value (PPM) before Repair	Emission Kg/Hr	Emission Kg/day	Screening Value (PPM) afterRepair	Emission Kg/Hr	Emission Kg/day
240	18-12-2025	11-PM-010A Discharge line (I/V Flange/Bonnet)	240	"	Flange	0	0	0	0	0	0
241	18-12-2025	11-PM-010A Discharge line (NRV Top Flange)	241	"	Flange	0	0	0	0	0	0
242	18-12-2025	11-PM-010A Discharge line (NRV U/S Flange)	242	"	Flange	0	0	0	0	0	0
243	18-12-2025	11-PM-010A Discharge line (NRV D/S Flange)	243	"	Flange	0	0	0	0	0	0
244	18-12-2025	11-PM-010A Discharge line drain (I/V Gland)	244	0.5 Inch	Flange	0	0	0	0	0	0
245	18-12-2025	11-PM-010A Discharge line drain (I/V Flange/Bonnet)	245	"	Flange	0	0	0	0	0	0
246	18-12-2025	11-PM-010A Discharge line drain (End Flange)	246	"	Flange	0	0	0	0	0	0
247	18-12-2025	11-PM-010BSuction line (I/V Gland)	247	4 Inch	Valve	0	0	0	0	0	0
248	18-12-2025	11-PM-010BSuction line (I/V Flange/Bonnet)	248	"	Flange	0	0	0	0	0	0
249	18-12-2025	11-PM-010BSuction line (I/V Gland)	249	"	Valve	0	0	0	0	0	0
250	18-12-2025	11-PM-010BSuction line (I/V Flange/Bonnet)	250	"	Flange	0	0	0	0	0	0
251	18-12-2025	11-PM-010BDischarge line (I/V Gland)	251	2 Inch	Valve	0	0	0	0	0	0
252	18-12-2025	11-PM-010BDischarge line (I/V U/S Flange)	252	"	Flange	0	0	0	0	0	0
253	18-12-2025	11-PM-010BDischarge line (I/V D/S Flange)	253	"	Flange	0	0	0	0	0	0
254	18-12-2025	11-PM-010BDischarge line (I/V Flange/Bonnet)	254	"	Flange	0	0	0	0	0	0
255	18-12-2025	11-PM-010BDischarge line (NRV Top Flange)	255	"	Flange	0	0	0	0	0	0
256	18-12-2025	11-PM-010BDischarge line (NRV U/S Flange)	256	"	Flange	0	0	0	0	0	0
257	18-12-2025	11-PM-010BDischarge line (NRV D/S Flange)	257	"	Flange	0	0	0	0	0	0
258	18-12-2025	11-PM-010BDischarge line drain (I/V Gland)	258	0.5 Inch	Flange	0	0	0	0	0	0
259	18-12-2025	11-PM-010BDischarge line drain (I/V Flange/Bonnet)	259	"	Flange	0	0	0	0	0	0
260	18-12-2025	11-PM-010BDischarge line drain (End Flange)	260	"	Flange	0	0	0	0	0	0
261	18-12-2025	11-LV-108 (C/V Gland)	261	1 Inch	Valve	205	0.000265	0.00635 8827	205	0.000265	0.006358 827
262	18-12-2025	11-LV-108 (C/V U/S Flange)	262	"	Flange	0	0	0	0	0	0
263	18-12-2025	11-LV-108 (C/V D/S Flange)	263	"	Flange	0	0	0	0	0	0
264	18-12-2025	11-LV-108 (C/V Flange/Bonnet)	264	"	Flange	0	0	0	0	0	0
265	18-12-2025	11-LV-108 U/S line (I/V Gland)	265	2 Inch	Valve	12.8	0.000045	0.00107 1667	12.8	0.000045	0.001071 667
266	18-12-2025	11-LV-108 U/S line (I/V U/S Flange)	266	"	Flange	0	0	0	0	0	0
267	18-12-2025	11-LV-108 U/S line (I/V D/S Flange)	267	"	Flange	0	0	0	0	0	0
268	18-12-2025	11-LV-108 U/S line (I/V Flange/Bonnet)	268	"	Flange	0	0	0	0	0	0
269	18-12-2025	11-LV-108 D/S line (I/V Gland)	269	"	Valve	0	0	0	0	0	0
270	18-12-2025	11-LV-108 D/S line (I/V U/S Flange)	270	"	Flange	0	0	0	0	0	0
271	18-12-2025	11-LV-108 D/S line (I/V D/S Flange)	271	"	Flange	0	0	0	0	0	0
272	18-12-2025	11-LV-108 D/S line (I/V Flange/Bonnet)	272	"	Flange	0	0	0	0	0	0
273	18-12-2025	11-LV-108 Bypass line (I/V Gland)	273	"	Valve	0	0	0	0	0	0
274	18-12-2025	11-LV-108 Bypass line (I/V U/S Flange)	274	"	Flange	0	0	0	0	0	0
275	18-12-2025	11-LV-108 Bypass line (I/V D/S Flange)	275	"	Flange	0	0	0	0	0	0
276	18-12-2025	11-LV-108 Bypass line (I/V Flange/Bonnet)	276	"	Flange	0	0	0	0	0	0
277	18-12-2025	11-LV-108 U/S line drain (I/V Gland)	277	0.5 Inch	Valve	0	0	0	0	0	0
278	18-12-2025	11-LV-108 U/S line drain (I/V Flange/Bonnet)	278	"	Flange	0	0	0	0	0	0
279	18-12-2025	11-LV-108 U/S line drain (End Flange)	279	"	Flange	0	0	0	0	0	0

Sr.No.	Date	Location	Tag No.	Line Size	Componenet Type	Screening Value (PPM) before Repair	Emission Kg/Hr	Emission Kg/day	Screening Value (PPM) afterRepair	Emission Kg/Hr	Emission Kg/day
280	18-12-2025	11-LV-108 D/S line drain (I/V Gland)	280	"	Valve	0	0	0	0	0	0
281	18-12-2025	11-LV-108 D/S line drain (I/V Flange/Bonnet)	281	"	Flange	0	0	0	0	0	0
282	18-12-2025	11-LV-108 D/S line drain (End Flange)	282	"	Flange	0	0	0	0	0	0
283	18-12-2025	11-PM-07A Suction line (I/V Gland)	283	Insulation	Valve	0	0	0	0	0	0
284	18-12-2025	11-PM-07A Discharge line(I/V Gland)	284	"	Valve	0	0	0	0	0	0
285	18-12-2025	11-PM-07A Discharge line drain (I/V Gland)	285	0.5 Inch	Valve	0	0	0	0	0	0
286	18-12-2025	11-PM-07A Discharge line drain (I/V Flange/Bonnet)	286	"	Flange	0	0	0	0	0	0
287	18-12-2025	11-PM-07A Discharge line drain (End Flange)	287	"	Flange	0	0	0	0	0	0
288	18-12-2025	11-PM-07B Suction line (I/V Gland)	288	Insulation	Valve	0	0	0	0	0	0
289	18-12-2025	11-PM-07B Discharge line(I/V Gland)	289	"	Valve	0	0	0	0	0	0
290	18-12-2025	11-PM-07B Discharge line drain (I/V Gland)	290	0.5 Inch	Valve	0	0	0	0	0	0
291	18-12-2025	11-PM-07B Discharge line drain (I/V Flange/Bonnet)	291	"	Flange	0	0	0	0	0	0
292	18-12-2025	11-PM-07B Discharge line drain (End Flange)	292	"	Flange	0	0	0	0	0	0
293	18-12-2025	11-PM-06 Suction line (I/V Gland)	293	Insulation	Valve	0	0	0	0	0	0
294	18-12-2025	11-PM-06 Discharge line(I/V Gland)	294	"	Valve	0	0	0	0	0	0
295	18-12-2025	11-PM-06 Discharge line drain (I/V Gland)	295	0.5 Inch	Valve	0	0	0	0	0	0
296	18-12-2025	11-PM-06 Discharge line drain (I/V Flange/Bonnet)	296	"	Flange	0	0	0	0	0	0
297	18-12-2025	11-PM-06 Discharge line drain (End Flange)	297	"	Flange	0	0	0	0	0	0
298	18-12-2025	11-PM-07C Suction line (I/V Gland)	298	Insulation	Valve	7.2	0.000031	0.000740693	7.2	0.000031	0.000740693
299	18-12-2025	11-PM-07C Discharge line(I/V Gland)	299	"	Valve	0	0	0	0	0	0
300	18-12-2025	11-PM-003A Suction line (I/V Gland)	300	Insulation	Valve	0	0	0	0	0	0
301	18-12-2025	11-PM-003A Discharge line(I/V Gland)	301	"	Valve	0	0	0	0	0	0
302	18-12-2025	11-PM-003A Discharge line drain (I/V Gland)	302	0.5 Inch	Valve	0	0	0	0	0	0
303	18-12-2025	11-PM-003A Discharge line drain (I/V Flange/Bonnet)	303	"	Flange	0	0	0	0	0	0
304	18-12-2025	11-PM-003A Discharge line drain (End Flange)	304	"	Flange	0	0	0	0	0	0
305	18-12-2025	11-PM-003B Suction line (I/V Gland)	305	Insulation	Valve	12.8	0.000045	0.00107	12.8	0.000045	0.0010717
306	18-12-2025	11-PM-003B Discharge line(I/V Gland)	306	"	Valve	104.1	0.000171	0.004115612	104.1	0.000171	0.004115612
307	18-12-2025	11-PM-003B Discharge line drain (I/V Gland)	307	0.5 Inch	Valve	0	0	0	0	0	0
308	18-12-2025	11-PM-003B Discharge line drain (I/V Flange/Bonnet)	308	"	Flange	0	0	0	0	0	0
309	18-12-2025	11-PM-003B Discharge line drain (End Flange)	309	"	Flange	0	0	0	0	0	0
310	18-12-2025	11-PV-103 (C/V Gland)	310	Insulation	Valve	185	0.000248	0.005953266	185	0.000248	0.005953266
311	18-12-2025	11-PV-103 U/S line (I/V Gland)	311	4 Inch	Valve	0	0	0	0	0	0
312	18-12-2025	11-PV-103 U/S line (I/V U/S Flange)	312	"	Flange	0	0	0	0	0	0
313	18-12-2025	11-PV-103 U/S line (I/V D/S Flange)	313	"	Flange	0	0	0	0	0	0
314	18-12-2025	11-PV-103 U/S line (I/V Flange/Bonnet)	314	"	Flange	0	0	0	0	0	0
315	18-12-2025	11-PV-103 D/S line(I/V Gland)	315	Insulation	Valve	0	0	0	0	0	0
316	18-12-2025	11-PV-103 Bypass line (I/V Gland)	316	"	Valve	0	0	0	0	0	0
317	18-12-2025	11-PV-103 Bypass line (I/V U/S Flange)	317	"	Flange	0	0	0	0	0	0
318	18-12-2025	11-PV-103 Bypass line (I/V D/S Flange)	318	"	Flange	0	0	0	0	0	0
319	18-12-2025	11-PV-103 Bypass line (I/V Flange/Bonnet)	319	"	Flange	0	0	0	0	0	0

Sr.No.	Date	Location	Tag No.	Line Size	Componenet Type	Screening Value (PPM) before Repair	Emission Kg/Hr	Emission Kg/day	Screening Value (PPM) afterRepair	Emission Kg/Hr	Emission Kg/day
320	18-12-2025	11-PV-103 U/S drain line (I/V Gland)	320	0.5 Inch	Valve	0	0	0	0	0	0
321	18-12-2025	11-PV-103 U/S drain line (I/V Flange/Bonnet)	321	"	Flange	0	0	0	0	0	0
322	18-12-2025	11-PV-103 U/S drain line (End Flange)	322	"	Flange	0	0	0	0	0	0
323	18-12-2025	11-PV-103 D/S drain line (I/V Gland)	323	"	Valve	0	0	0	0	0	0
324	18-12-2025	11-PV-103 D/S drain line (I/V Flange/Bonnet)	324	"	Flange	0	0	0	0	0	0
325	18-12-2025	11-PV-103 D/S drain line (End Flange)	325	"	Flange	0	0	0	0	0	0
326	18-12-2025	11-DPV-2040 (C/V Gland)	326	1.5 Inch	Valve	0	0	0	0	0	0
327	18-12-2025	11-DPV-2040 (C/V U/S Flange)	327	"	Flange	0	0	0	0	0	0
328	18-12-2025	11-DPV-2040 (C/V D/S Flange)	328	"	Flange	0	0	0	0	0	0
329	18-12-2025	11-DPV-2040 (C/V Flange/Bonnet)	329	"	Flange	0	0	0	0	0	0
330	18-12-2025	11-DPV-2040 U/S line(I/V Gland)	330	Insulation	Valve	15000	0.004169	0.100064863	15000	0.004169	0.100064863
331	18-12-2025	11-DPV-2040 D/S line(I/V Gland)	331	Insulation	Valve	0	0	0	0	0	0
332	18-12-2025	11-DPV-2040 Bypass line(I/V Gland)	332	Insulation	Valve	0	0	0	0	0	0
333	18-12-2025	11-DPV-2040 drain line (I/V Gland)	333	0.5 Inch	Valve	0	0	0	0	0	0
334	18-12-2025	11-DPV-2040 drain line (I/V Flange/Bonnet)	334	"	Flange	0	0	0	0	0	0
335	18-12-2025	11-DPV-2040 drain line (End Flange)	335	"	Flange	0	0	0	0	0	0
336	18-12-2025	11-FV-2006 (C/V Gland)	336	Insulation	Valve	0	0	0	0	0	0
337	18-12-2025	11-FV-2006 U/S line(I/V Gland)	337	Insulation	Valve	0	0	0	0	0	0
338	18-12-2025	11-FV-2006 D/S line(I/V Gland)	338	Insulation	Valve	0	0	0	0	0	0
339	18-12-2025	11-FV-2006 Bypass line(I/V Gland)	339	Insulation	Valve	0	0	0	0	0	0
340	18-12-2025	11-FV-2006 drain line (I/V Gland)	340	0.5 Inch	Valve	0	0	0	0	0	0
341	18-12-2025	11-FV-2006 drain line (I/V Flange/Bonnet)	341	"	Flange	0	0	0	0	0	0
342	18-12-2025	11-FV-2006 drain line (End Flange)	342	"	Flange	0	0	0	0	0	0
343	18-12-2025	11-F-001 Pilot Burner No.01 (I/V Gland)	343	Insulation	Valve	14	0.000047	0.001135129	14	0.000047	0.001135129
344	18-12-2025	11-F-001 Pilot Burner No.02 (I/V Gland)	344	Insulation	Valve	0	0	0	0	0	0
345	18-12-2025	11-F-001 Pilot Burner No.03 (I/V Gland)	345	Insulation	Valve	0	0	0	0	0	0
346	18-12-2025	11-F-001 Pilot Burner No.04 (I/V Gland)	346	Insulation	Valve	0	0	0	0	0	0
347	18-12-2025	11-F-001 Pilot Burner No.05 (I/V Gland)	347	Insulation	Valve	18.7	0.000057	0.001366952	18.7	0.000057	0.001366952
348	18-12-2025	11-F-001 Pilot Burner No.06 (I/V Gland)	348	Insulation	Valve	12	0.000043	0.001028171	12	0.000043	0.001028171
349	18-12-2025	11-F-001 Pilot Burner No.07 (I/V Gland)	349	Insulation	Valve	0	0	0	0	0	0
350	18-12-2025	11-F-001 Pilot Burner No.08 (I/V Gland)	350	Insulation	Valve	57	0.000116	0.002795778	57	0.000116	0.002795778
351	18-12-2025	11-F-001 F.G Burner No.01 (A/V Gland)	351	Insulation	Valve	0	0	0	0	0	0
352	18-12-2025	11-F-001 F.G Burner No.02 (A/V Gland)	352	Insulation	Valve	85.7	0.000151	0.003632492	85.7	0.000151	0.003632492
353	18-12-2025	11-F-001 F.G Burner No.03 (A/V Gland)	353	Insulation	Valve	21.5	0.000062	0.001495053	21.5	0.000062	0.001495053
354	18-12-2025	11-F-001 F.G Burner No.04 (A/V Gland)	354	Insulation	Valve	0	0	0	0	0	0
355	18-12-2025	11-F-001 F.G Burner No.05 (A/V Gland)	355	Insulation	Valve	0	0	0	0	0	0
356	18-12-2025	11-F-001 F.G Burner No.06 (A/V Gland)	356	Insulation	Valve	0	0	0	0	0	0
357	18-12-2025	11-F-001 F.G Burner No.07 (A/V Gland)	357	Insulation	Valve	124.3	0.000192	0.004611917	124.3	0.000192	0.004611917
358	18-12-2025	11-F-001 F.G Burner No.08 (A/V Gland)	358	Insulation	Valve	0	0	0	0	0	0
359	18-12-2025	11-FV-126 (C/V Gland)	359	3 Inch	Valve	1569.3	0.000979	0.023489526	1569.3	0.000979	0.023489526

Sr.No.	Date	Location	Tag No.	Line Size	Componenet Type	Screening Value (PPM) before Repair	Emission Kg/Hr	Emission Kg/day	Screening Value (PPM) afterRepair	Emission Kg/Hr	Emission Kg/day
360	18-12-2025	11-FV-126 (C/V U/S Flange)	360	"	Flange	0	0	0	0	0	0
361	18-12-2025	11-FV-126 (C/V D/S Flange)	361	"	Flange	0	0	0	0	0	0
362	18-12-2025	11-FV-126 (C/V Flange/Bonnet)	362	"	Flange	0	0	0	0	0	0
363	18-12-2025	11-FV-126 U/S line (I/V Gland)	363	4 Inch	Valve	0	0	0	0	0	0
364	18-12-2025	11-FV-126 U/S line (I/V U/S Flange)	364	"	Flange	0	0	0	0	0	0
365	18-12-2025	11-FV-126 U/S line (I/V D/S Flange)	365	"	Flange	0	0	0	0	0	0
366	18-12-2025	11-FV-126 U/S line (I/V Flange/Bonnet)	366	"	Flange	0	0	0	0	0	0
367	18-12-2025	11-FV-126 D/S line (I/V Gland)	367	"	Valve	0	0	0	0	0	0
368	18-12-2025	11-FV-126 D/S line (I/V U/S Flange)	368	"	Flange	0	0	0	0	0	0
369	18-12-2025	11-FV-126 D/S line (I/V D/S Flange)	369	"	Flange	0	0	0	0	0	0
370	18-12-2025	11-FV-126 D/S line (I/V Flange/Bonnet)	370	"	Flange	0	0	0	0	0	0
371	18-12-2025	11-FV-126 Bypass line (I/V Gland)	371	"	Valve	0	0	0	0	0	0
372	18-12-2025	11-FV-126 Bypass line (I/V U/S Flange)	372	"	Flange	0	0	0	0	0	0
373	18-12-2025	11-FV-126 Bypass line (I/V D/S Flange)	373	"	Flange	0	0	0	0	0	0
374	18-12-2025	11-FV-126 Bypass line (I/V Flange/Bonnet)	374	"	Flange	0	0	0	0	0	0
375	18-12-2025	11-FV-126 U/S line drain (I/V Gland)	375	0.5 Inch	Valve	0	0	0	0	0	0
376	18-12-2025	11-FV-126 U/S line drain (I/V Flange/Bonnet)	376	"	Flange	0	0	0	0	0	0
377	18-12-2025	11-FV-126 U/S line drain (End Flange)	377	"	Flange	0	0	0	0	0	0
378	18-12-2025	11-FV-126 D/S line drain (I/V Gland)	378	"	Valve	0	0	0	0	0	0
379	18-12-2025	11-FV-126 D/S line drain (I/V Flange/Bonnet)	379	"	Flange	0	0	0	0	0	0
380	18-12-2025	11-FV-126 To C-05 Bypass line (I/V Gland)	380	4 Inch	Valve	0	0	0	0	0	0
381	18-12-2025	11-FV-126 To C-05 Bypass line (I/V U/S Flange)	381	"	Flange	0	0	0	0	0	0
382	18-12-2025	11-FV-126 To C-05 Bypass line (I/V D/S Flange)	382	"	Flange	0	0	0	0	0	0
383	18-12-2025	11-FV-126 To C-05 Bypass line (I/V Flange/Bonnet)	383	"	Flange	0	0	0	0	0	0
384	18-12-2025	11-FV-126 To P-02 Discharge To V-153 line (I/V Gland)	384	"	Valve	0	0	0	0	0	0
385	18-12-2025	11-FV-126 To P-02 Discharge To V-153 line (I/V U/S Flange)	385	"	Flange	0	0	0	0	0	0
386	18-12-2025	11-FV-126 To P-02 Discharge To V-153 line (I/V D/S Flange)	386	"	Flange	0	0	0	0	0	0
387	18-12-2025	11-FV-126 To P-02 Discharge To V-153 line (I/V Flange/Bonnet)	387	"	Flange	0	0	0	0	0	0
388	18-12-2025	11-FV-126 To E- 09 line (I/V Gland)	388	"	Valve	0	0	0	0	0	0
389	18-12-2025	11-FV-126 To E- 09 line (I/V U/S Flange)	389	"	Flange	0	0	0	0	0	0
390	18-12-2025	11-FV-126 To E- 09 line (I/V D/S Flange)	390	"	Flange	0	0	0	0	0	0
391	18-12-2025	11-FV-126 To E- 09 line (I/V Flange/Bonnet)	391	"	Flange	0	0	0	0	0	0
392	18-12-2025	11-FV-126 To E- 09 line (NRV Top Flange)	392	"	Flange	0	0	0	0	0	0
393	18-12-2025	11-FV-126 To E- 09 line (NRV U/S Flange)	393	"	Flange	0	0	0	0	0	0
394	18-12-2025	11-FV-126 To E- 09 line (NRV D/S Flange)	394	"	Flange	0	0	0	0	0	0
395	18-12-2025	11-FV-174 (C/V Gland)	395	1.5 Inch	Valve	17.9	0.000055	0.001329115	17.9	0.000055	0.001329115
396	18-12-2025	11-FV-174 (C/V U/S Flange)	396	"	Flange	0	0	0	0	0	0
397	18-12-2025	11-FV-174 (C/V D/S Flange)	397	"	Flange	0	0	0	0	0	0
398	18-12-2025	11-FV-174 (C/V Flange/Bonnet)	398	"	Flange	0	0	0	0	0	0
399	18-12-2025	11-FV-174 U/S line (I/V Gland)	399	2 Inch	Valve	9.3	0.000036	0.000872965	9.3	0.000036	0.000872965

Sr.No.	Date	Location	Tag No.	Line Size	Componenet Type	Screening Value (PPM) before Repair	Emission Kg/Hr	Emission Kg/day	Screening Value (PPM) afterRepair	Emission Kg/Hr	Emission Kg/day
400	18-12-2025	11-FV-174 U/S line (I/V U/S Flange)	400	"	Flange	0	0	0	0	0	0
401	18-12-2025	11-FV-174 U/S line (I/V D/S Flange)	401	"	Flange	0	0	0	0	0	0
402	18-12-2025	11-FV-174 U/S line (I/V Flange/Bonnet)	402	"	Flange	0	0	0	0	0	0
403	18-12-2025	11-FV-174 D/S line (I/V Gland)	403	"	Valve	0	0	0	0	0	0
404	18-12-2025	11-FV-174 D/S line (I/V U/S Flange)	404	"	Flange	0	0	0	0	0	0
405	18-12-2025	11-FV-174 D/S line (I/V D/S Flange)	405	"	Flange	0	0	0	0	0	0
406	18-12-2025	11-FV-174 D/S line (I/V Flange/Bonnet)	406	"	Flange	0	0	0	0	0	0
407	18-12-2025	11-FV-174 Bypass line (I/V Gland)	407	"	Valve	0	0	0	0	0	0
408	18-12-2025	11-FV-174 Bypass line (I/V U/S Flange)	408	"	Flange	0	0	0	0	0	0
409	18-12-2025	11-FV-174 Bypass line (I/V D/S Flange)	409	"	Flange	0	0	0	0	0	0
410	18-12-2025	11-FV-174 Bypass line (I/V Flange/Bonnet)	410	"	Flange	0	0	0	0	0	0
411	18-12-2025	11-FV-174 U/S line drain (I/V Gland)	411	0.5 Inch	Valve	0	0	0	0	0	0
412	18-12-2025	11-FV-174 U/S line drain (I/V Flange/Bonnet)	412	"	Flange	0	0	0	0	0	0
413	18-12-2025	11-FV-174 U/S line drain (End Flange)	413	"	Flange	0	0	0	0	0	0
414	18-12-2025	11-FV-174 D/S line drain (I/V Gland)	414	"	Valve	0	0	0	0	0	0
415	18-12-2025	11-FV-174 D/S line drain (I/V Flange/Bonnet)	415	"	Flange	0	0	0	0	0	0
416	18-12-2025	11-FV-174 RFN To G.O line (I/V Gland)	416	2 Inch	Valve	24	0.000067	0.00160 4452	24	0.000067	0.001604 452
417	18-12-2025	11-FV-174 RFN To G.O line (I/V U/S Flange)	417	"	Flange	0	0	0	0	0	0
418	18-12-2025	11-FV-174 RFN To G.O line (I/V D/S Flange)	418	"	Flange	0	0	0	0	0	0
419	18-12-2025	11-FV-174 RFN To G.O line (I/V Flange/Bonnet)	419	"	Flange	0	0	0	0	0	0
420	18-12-2025	11-FV-174 To FV-134/RFn Rundown line (I/V Gland)	420	"	Valve	0	0	0	0	0	0
421	18-12-2025	11-FV-174 To FV-134/RFn Rundown line (I/V U/S Flange)	421	"	Flange	0	0	0	0	0	0
422	18-12-2025	11-FV-174 To FV-134/RFn Rundown line (I/V D/S Flange)	422	"	Flange	0	0	0	0	0	0
423	18-12-2025	11-FV-174 To FV-134/RFn Rundown line (I/V Flange/Bonnet)	423	"	Flange	0	0	0	0	0	0
424	18-12-2025	11-FV-134 (C/V Gland)	424	1.5 Inch	Valve	0	0	0	0	0	0
425	18-12-2025	11-FV-134 (C/V U/S Flange)	425	"	Flange	0	0	0	0	0	0
426	18-12-2025	11-FV-134 (C/V D/S Flange)	426	"	Flange	0	0	0	0	0	0
427	18-12-2025	11-FV-134 (C/V Flange/Bonnet)	427	"	Flange	0	0	0	0	0	0
428	18-12-2025	11-FV-134 U/S line (I/V Gland)	428	2 Inch	Valve	0	0	0	0	0	0
429	18-12-2025	11-FV-134 U/S line (I/V U/S Flange)	429	"	Flange	0	0	0	0	0	0
430	18-12-2025	11-FV-134 U/S line (I/V D/S Flange)	430	"	Flange	0	0	0	0	0	0
431	18-12-2025	11-FV-134 U/S line (I/V Flange/Bonnet)	431	"	Flange	0	0	0	0	0	0
	18-12-2025	11-FV-134 D/S line (I/V Gland)	432	"	Valve	80.8	0.000146	0.00349 7753	80.8	0.000146	0.003497 753
433	18-12-2025	11-FV-134 D/S line (I/V U/S Flange)	433	"	Flange	0	0	0	0	0	0
434	18-12-2025	11-FV-134 D/S line (I/V D/S Flange)	434	"	Flange	0	0	0	0	0	0
435	18-12-2025	11-FV-134 D/S line (I/V Flange/Bonnet)	435	"	Flange	0	0	0	0	0	0
436	18-12-2025	11-FV-134 Bypass line (I/V Gland)	436	"	Valve	0	0	0	0	0	0
437	18-12-2025	11-FV-134 Bypass line (I/V Flange/Bonnet)	437	"	Flange	0	0	0	0	0	0
438	18-12-2025	11-FV-134 U/S drain line (I/V Gland)	438	0.5 Inch	Valve	0	0	0	0	0	0
439	18-12-2025	11-FV-134 U/S drain line (I/V Flange/Bonnet)	439	"	Flange	0	0	0	0	0	0

Sr.No.	Date	Location	Tag No.	Line Size	Componenet Type	Screening Value (PPM) before Repair	Emission Kg/Hr	Emission Kg/day	Screening Value (PPM) afterRepair	Emission Kg/Hr	Emission Kg/day
440	18-12-2025	11-FV-134 U/S drain line (End Flange)	440	"	Flange	0	0	0	0	0	0
441	18-12-2025	11-FV-134 D/S drain line (I/V Gland)	441	"	Valve	0	0	0	0	0	0
442	18-12-2025	11-FV-134 D/S drain line (I/V Flange/Bonnet)	442	"	Flange	0	0	0	0	0	0
443	18-12-2025	11-FV-134 D/S drain line (End Flange)	443	"	Flange	0	0	0	0	0	0
444	18-12-2025	11-LV-109 (C/V Gland)	444	2 Inch	Valve	717.7	0.000592	0.014214984	717.7	0.000592	0.014214984
445	18-12-2025	11-LV-109 (C/V U/S Flange)	445	"	Flange	0	0	0	0	0	0
446	18-12-2025	11-LV-109 (C/V D/S Flange)	446	"	Flange	0	0	0	0	0	0
447	18-12-2025	11-LV-109 (C/V Flange/Bonnet)	447	"	Flange	0	0	0	0	0	0
448	18-12-2025	11-LV-109 U/S line (I/V Gland)	448	3 Inch	Valve	0	0	0	0	0	0
449	18-12-2025	11-LV-109 U/S line (I/V U/S Flange)	449	"	Flange	0	0	0	0	0	0
450	18-12-2025	11-LV-109 U/S line (I/V D/S Flange)	450	"	Flange	0	0	0	0	0	0
451	18-12-2025	11-LV-109 U/S line (I/V Flange/Bonnet)	451	"	Flange	0	0	0	0	0	0
452	18-12-2025	11-LV-109 D/S line (I/V Gland)	452	"	Valve	0	0	0	0	0	0
453	18-12-2025	11-LV-109 D/S line (I/V U/S Flange)	453	"	Flange	0	0	0	0	0	0
454	18-12-2025	11-LV-109 D/S line (I/V D/S Flange)	454	"	Flange	0	0	0	0	0	0
455	18-12-2025	11-LV-109 D/S line (I/V Flange/Bonnet)	455	"	Flange	0	0	0	0	0	0
456	18-12-2025	11-LV-109 Bypass line (I/V Gland)	456	2 Inch	Flange	0	0	0	0	0	0
457	18-12-2025	11-LV-109 Bypass line (I/V Flange/Bonnet)	457	"	Flange	0	0	0	0	0	0
458	18-12-2025	11-LV-109 U/S drain line (I/V Gland)	458	0.5 Inch	Valve	0	0	0	0	0	0
459	18-12-2025	11-LV-109 U/S drain line (I/V Flange/Bonnet)	459	"	Flange	0	0	0	0	0	0
460	18-12-2025	11-LV-109 U/S drain line (End Flange)	460	"	Flange	0	0	0	0	0	0
461	18-12-2025	11-LV-109 D/S drain line (I/V Gland)	461	"	Valve	0	0	0	0	0	0
462	18-12-2025	11-LV-109 D/S drain line (I/V Flange/Bonnet)	462	"	Flange	0	0	0	0	0	0
463	18-12-2025	11-LV-109 D/S drain line (End Flange)	463	"	Flange	0	0	0	0	0	0
464	18-12-2025	11-LV-110 (C/V Gland)	464	2 Inch	Valve	0	0	0	0	0	0
465	18-12-2025	11-LV-110 (C/V U/S Flange)	465	"	Flange	0	0	0	0	0	0
466	18-12-2025	11-LV-110 (C/V D/S Flange)	466	"	Flange	0	0	0	0	0	0
467	18-12-2025	11-LV-110 (C/V Flange/Bonnet)	467	"	Flange	0	0	0	0	0	0
468	18-12-2025	11-LV-110 U/S line (I/V Gland)	468	"	Valve	0	0	0	0	0	0
469	18-12-2025	11-LV-110 U/S line (I/V U/S Flange)	469	"	Flange	0	0	0	0	0	0
470	18-12-2025	11-LV-110 U/S line (I/V D/S Flange)	470	"	Flange	0	0	0	0	0	0
471	18-12-2025	11-LV-110 U/S line (I/V Flange/Bonnet)	471	"	Flange	0	0	0	0	0	0
472	18-12-2025	11-LV-110 D/S line (I/V Gland)	472	"	Valve	0	0	0	0	0	0
473	18-12-2025	11-LV-110 D/S line (I/V U/S Flange)	473	"	Flange	0	0	0	0	0	0
474	18-12-2025	11-LV-110 D/S line (I/V D/S Flange)	474	"	Flange	0	0	0	0	0	0
475	18-12-2025	11-LV-110 D/S line (I/V Flange/Bonnet)	475	"	Flange	0	0	0	0	0	0
476	18-12-2025	11-LV-110 Bypass line (I/V Gland)	476	"	Flange	0	0	0	0	0	0
477	18-12-2025	11-LV-110 Bypass line (I/V Flange/Bonnet)	477	"	Flange	0	0	0	0	0	0
478	18-12-2025	11-LV-110 U/S drain line (I/V Gland)	478	0.5 Inch	Valve	0	0	0	0	0	0
479	18-12-2025	11-LV-110 U/S drain line (I/V Flange/Bonnet)	479	"	Flange	0	0	0	0	0	0

Sr.No.	Date	Location	Tag No.	Line Size	Componenet Type	Screening Value (PPM) before Repair	Emission Kg/Hr	Emission Kg/day	Screening Value (PPM) afterRepair	Emission Kg/Hr	Emission Kg/day
480	18-12-2025	11-LV-110 U/S drain line (End Flange)	480	"	Flange	0	0	0	0	0	0
481	18-12-2025	11-LV-110 D/S drain line (I/V Gland)	481	"	Valve	0	0	0	0	0	0
482	18-12-2025	11-LV-110 D/S drain line (I/V Flange/Bonnet)	482	"	Flange	0	0	0	0	0	0
483	18-12-2025	11-LV-110 D/S drain line (End Flange)	483	"	Flange	0	0	0	0	0	0
484	18-12-2025	11-LV-110 KERO COMP line (I/V Gland)	484	2 Inch	Valve	0	0	0	0	0	0
485	18-12-2025	11-LV-110 KERO COMP line (I/V U/S Flange)	485	"	Flange	0	0	0	0	0	0
486	18-12-2025	11-LV-110 KERO COMP line (I/V D/S Flange)	486	"	Flange	0	0	0	0	0	0
487	18-12-2025	11-LV-110 KERO COMP line (I/V Flange/Bonnet)	487	"	Flange	0	0	0	0	0	0
488	18-12-2025	11-LV-110 K/C TO SRN line (I/V Gland)	488	"	Valve	0	0	0	0	0	0
489	18-12-2025	11-LV-110 K/C TO SRN line (I/V U/S Flange)	489	"	Flange	0	0	0	0	0	0
490	18-12-2025	11-LV-110 K/C TO SRN line (I/V D/S Flange)	490	"	Flange	0	0	0	0	0	0
491	18-12-2025	11-LV-110 K/C TO SRN line (I/V Flange/Bonnet)	491	"	Flange	0	0	0	0	0	0
492	18-12-2025	11-LV-110 K/C TO KERO-I line (I/V Gland)	492	"	Valve	0	0	0	0	0	0
493	18-12-2025	11-LV-110 K/C TO KERO-I line (I/V U/S Flange)	493	"	Flange	0	0	0	0	0	0
494	18-12-2025	11-LV-110 K/C TO KERO-I line (I/V D/S Flange)	494	"	Flange	0	0	0	0	0	0
495	18-12-2025	11-LV-110 K/C TO KERO-I line (I/V Flange/Bonnet)	495	"	Flange	0	0	0	0	0	0
496	18-12-2025	11-FV-127 (C/V Gland)	496	3 Inch	Valve	0	0	0	0	0	0
497	18-12-2025	11-FV-127 (C/V U/S Flange)	497	"	Flange	0	0	0	0	0	0
498	18-12-2025	11-FV-127 (C/V D/S Flange)	498	"	Flange	0	0	0	0	0	0
499	18-12-2025	11-FV-127 (C/V Flange/Bonnet)	499	"	Flange	0	0	0	0	0	0
500	18-12-2025	11-FV-127 U/S line (I/V Gland)	500	"	Valve	0	0	0	0	0	0
501	18-12-2025	11-FV-127 U/S line (I/V U/S Flange)	501	"	Flange	0	0	0	0	0	0
502	18-12-2025	11-FV-127 U/S line (I/V D/S Flange)	502	"	Flange	0	0	0	0	0	0
503	18-12-2025	11-FV-127 U/S line (I/V Flange/Bonnet)	503	"	Flange	0	0	0	0	0	0
504	18-12-2025	11-FV-127 D/S line (I/V Gland)	504	"	Valve	0	0	0	0	0	0
505	18-12-2025	11-FV-127 D/S line (I/V U/S Flange)	505	"	Flange	0	0	0	0	0	0
506	18-12-2025	11-FV-127 D/S line (I/V D/S Flange)	506	"	Flange	0	0	0	0	0	0
507	18-12-2025	11-FV-127 D/S line (I/V Flange/Bonnet)	507	"	Flange	0	0	0	0	0	0
508	18-12-2025	11-FV-127 Bypass line (I/V Gland)	508	"	Valve	157.7	0.000224	0.005373274	157.7	0.000224	0.005373274
509	18-12-2025	11-FV-127 Bypass line (I/V U/S Flange)	509	"	Flange	0	0	0	0	0	0
510	18-12-2025	11-FV-127 Bypass line (I/V D/S Flange)	510	"	Flange	0	0	0	0	0	0
511	18-12-2025	11-FV-127 Bypass line (I/V Flange/Bonnet)	511	"	Flange	0	0	0	0	0	0
512	18-12-2025	11-FV-127 U/S line drain (I/V Gland)	512	0.5 Inch	Valve	0	0	0	0	0	0
513	18-12-2025	11-FV-127 U/S line drain (I/V Flange/Bonnet)	513	"	Flange	0	0	0	0	0	0
514	18-12-2025	11-FV-127 U/S line drain (End Flange)	514	"	Flange	0	0	0	0	0	0
515	18-12-2025	11-FV-127 D/S line drain (I/V Gland)	515	"	Valve	0	0	0	0	0	0
516	18-12-2025	11-FV-127 D/S line drain (I/V Flange/Bonnet)	516	"	Flange	0	0	0	0	0	0
517	18-12-2025	11-FV-127 D/S line drain (End Flange)	517	"	Flange	0	0	0	0	0	0
518	20-12-2025	11-FV-128 (C/V Gland)	518	1.5 Inch	Valve	0	0	0	0	0	0
519	20-12-2025	11-FV-128 (C/V U/S Flange)	519	"	Flange	0	0	0	0	0	0

Sr.No.	Date	Location	Tag No.	Line Size	Componenet Type	Screening Value (PPM) before Repair	Emission Kg/Hr	Emission Kg/day	Screening Value (PPM) afterRepair	Emission Kg/Hr	Emission Kg/day
520	20-12-2025	11-FV-128 (C/V D/S Flange)	520	"	Flange	0	0	0	0	0	0
521	20-12-2025	11-FV-128 (C/V Flange/Bonnet)	521	"	Flange	0	0	0	0	0	0
522	20-12-2025	11-FV-128 U/S line (I/V Gland)	522	4 Inch	Valve	0	0	0	0	0	0
523	20-12-2025	11-FV-128 U/S line (I/V U/S Flange)	523	"	Flange	0	0	0	0	0	0
524	20-12-2025	11-FV-128 U/S line (I/V D/S Flange)	524	"	Flange	0	0	0	0	0	0
525	20-12-2025	11-FV-128 U/S line (I/V Flange/Bonnet)	525	"	Flange	0	0	0	0	0	0
526	20-12-2025	11-FV-128 D/S line (I/V Gland)	526	"	Valve	0	0	0	0	0	0
527	20-12-2025	11-FV-128 D/S line (I/V U/S Flange)	527	"	Flange	0	0	0	0	0	0
528	20-12-2025	11-FV-128 D/S line (I/V D/S Flange)	528	"	Flange	0	0	0	0	0	0
529	20-12-2025	11-FV-128 D/S line (I/V Flange/Bonnet)	529	"	Flange	0	0	0	0	0	0
530	20-12-2025	11-FV-128 Bypass line (I/V Gland)	530	"	Valve	0	0	0	0	0	0
531	20-12-2025	11-FV-128 Bypass line (I/V U/S Flange)	531	"	Flange	0	0	0	0	0	0
532	20-12-2025	11-FV-128 Bypass line (I/V D/S Flange)	532	"	Flange	0	0	0	0	0	0
533	20-12-2025	11-FV-128 Bypass line (I/V Flange/Bonnet)	533	"	Flange	0	0	0	0	0	0
534	20-12-2025	11-FV-128 Drain line (I/V Gland)	534	0.5 Inch	Valve	0	0	0	0	0	0
535	20-12-2025	11-FV-128 Drain line (I/V Flange/Bonnet)	535	"	Flange	0	0	0	0	0	0
536	20-12-2025	11-FV-128 Drain line (End Flange)	536	"	Flange	0	0	0	0	0	0
537	20-12-2025	11-FV-122 (C/V Gland)	537	4 Inch	Valve	0	0	0	0	0	0
538	20-12-2025	11-FV-122 (C/V U/S Flange)	538	"	Flange	0	0	0	0	0	0
539	20-12-2025	11-FV-122 (C/V D/S Flange)	539	"	Flange	0	0	0	0	0	0
540	20-12-2025	11-FV-122 (C/V Flange/Bonnet)	540	"	Flange	0	0	0	0	0	0
541	20-12-2025	11-FV-122 U/S line (I/V Gland)	541	Insulation	Valve	457.8	0.000444	0.010650865	457.8	0.000444	0.010650865
542	20-12-2025	11-FV-122 D/S line (I/V Gland)	542	Insulation	Valve	0	0	0	0	0	0
543	20-12-2025	11-FV-122 Bypass line (I/V Gland)	543	Insulation	Valve	0	0	0	0	0	0
544	20-12-2025	11-FV-122 Drain line (I/V Gland)	544	0.5 Inch	Valve	0	0	0	0	0	0
545	20-12-2025	11-FV-122 Drain line (I/V Flange/Bonnet)	545	"	Flange	0	0	0	0	0	0
546	20-12-2025	11-FV-122 Drain line (End Flange)	546	"	Flange	0	0	0	0	0	0
547	20-12-2025	Near V-002 C/V (C/V Gland)	547	1 Inch	Valve	0	0	0	0	0	0
548	20-12-2025	Near V-002 C/V (C/V U/S Flange)	548	"	Flange	0	0	0	0	0	0
549	20-12-2025	Near V-002 C/V (C/V D/S Flange)	549	"	Flange	0	0	0	0	0	0
550	20-12-2025	Near V-002 C/V (C/V Flange/Bonnet)	550	"	Flange	0	0	0	0	0	0
551	20-12-2025	Near V-002 C/V U/S line (I/V Gland)	551	2 Inch	Valve	0	0	0	0	0	0
552	20-12-2025	Near V-002 C/V U/S line (I/V U/S Flange)	552	"	Flange	0	0	0	0	0	0
553	20-12-2025	Near V-002 C/V U/S line (I/V D/S Flange)	553	"	Flange	0	0	0	0	0	0
554	20-12-2025	Near V-002 C/V U/S line (I/V Flange/Bonnet)	554	"	Flange	0	0	0	0	0	0
555	20-12-2025	Near V-002 C/V D/S line (I/V Gland)	555	"	Valve	0	0	0	0	0	0
556	20-12-2025	Near V-002 C/V D/S line (I/V U/S Flange)	556	"	Flange	0	0	0	0	0	0
557	20-12-2025	Near V-002 C/V D/S line (I/V D/S Flange)	557	"	Flange	0	0	0	0	0	0
558	20-12-2025	Near V-002 C/V D/S line (I/V Flange/Bonnet)	558	"	Flange	0	0	0	0	0	0
559	20-12-2025	Near V-002 C/V Bypass line (I/V Gland)	559	"	Valve	0	0	0	0	0	0

Sr.No.	Date	Location	Tag No.	Line Size	Componenet Type	Screening Value (PPM) before Repair	Emission Kg/Hr	Emission Kg/day	Screening Value (PPM) afterRepair	Emission Kg/Hr	Emission Kg/day
560	20-12-2025	Near V-002 C/V Bypass line (I/V U/S Flange)	560	"	Flange	0	0	0	0	0	0
561	20-12-2025	Near V-002 C/V Bypass line (I/V D/S Flange)	561	"	Flange	0	0	0	0	0	0
562	20-12-2025	Near V-002 C/V Bypass line (I/V Flange/Bonnet)	562	"	Flange	0	0	0	0	0	0
563	20-12-2025	Near V-002 C/V Drain line (I/V Gland)	563	0.5 Inch	Valve	0	0	0	0	0	0
564	20-12-2025	Near V-002 C/V Drain line (I/V Flange/Bonnet)	564	"	Flange	0	0	0	0	0	0
565	20-12-2025	Near V-002 C/V Drain line (End Flange)	565	"	Flange	0	0	0	0	0	0
566	20-12-2025	11-FV-129 (C/V Gland)	566	1.5 Inch	Valve	0	0	0	0	0	0
567	20-12-2025	11-FV-129 (C/V U/S Flange)	567	"	Flange	0	0	0	0	0	0
568	20-12-2025	11-FV-129 (C/V D/S Flange)	568	"	Flange	0	0	0	0	0	0
569	20-12-2025	11-FV-129 (C/V Flange/Bonnet)	569	"	Flange	0	0	0	0	0	0
570	20-12-2025	11-FV-129 U/S line (I/V Gland)	570	2 Inch	Valve	0	0	0	0	0	0
571	20-12-2025	11-FV-129 U/S line (I/V U/S Flange)	571	"	Flange	0	0	0	0	0	0
572	20-12-2025	11-FV-129 U/S line (I/V D/S Flange)	572	"	Flange	0	0	0	0	0	0
573	20-12-2025	11-FV-129 U/S line (I/V Flange/Bonnet)	573	"	Flange	0	0	0	0	0	0
574	20-12-2025	11-FV-129 D/S line (I/V Gland)	574	"	Valve	0	0	0	0	0	0
575	20-12-2025	11-FV-129 D/S line (I/V U/S Flange)	575	"	Flange	0	0	0	0	0	0
576	20-12-2025	11-FV-129 D/S line (I/V D/S Flange)	576	"	Flange	0	0	0	0	0	0
577	20-12-2025	11-FV-129 D/S line (I/V Flange/Bonnet)	577	"	Flange	0	0	0	0	0	0
578	20-12-2025	11-FV-129 Bypass line (I/V Gland)	578	"	Valve	0	0	0	0	0	0
579	20-12-2025	11-FV-129 Bypass line (I/V U/S Flange)	579	"	Flange	0	0	0	0	0	0
580	20-12-2025	11-FV-129 Bypass line (I/V D/S Flange)	580	"	Flange	0	0	0	0	0	0
581	20-12-2025	11-FV-129 Bypass line (I/V Flange/Bonnet)	581	"	Flange	0	0	0	0	0	0
582	20-12-2025	11-FV-129 drain line (I/V Gland)	582	0.5 Inch	Valve	0	0	0	0	0	0
583	20-12-2025	11-FV-129 U/S drain line (I/V Flange/Bonnet)	583	"	Flange	0	0	0	0	0	0
584	20-12-2025	11-FV-129 drain line (End Flange)	584	"	Flange	0	0	0	0	0	0
585	20-12-2025	11-FV-141 (C/V Gland)	585	2 Inch	Valve	0	0	0	0	0	0
586	20-12-2025	11-FV-141 (C/V U/S Flange)	586	"	Flange	0	0	0	0	0	0
587	20-12-2025	11-FV-141 (C/V D/S Flange)	587	"	Flange	0	0	0	0	0	0
588	20-12-2025	11-FV-141 (C/V Flange/Bonnet)	588	"	Flange	0	0	0	0	0	0
589	20-12-2025	11-FV-141 U/S line (I/V Gland)	589	"	Valve	0	0	0	0	0	0
590	20-12-2025	11-FV-141 U/S line (I/V U/S Flange)	590	"	Flange	0	0	0	0	0	0
591	20-12-2025	11-FV-141 U/S line (I/V D/S Flange)	591	"	Flange	0	0	0	0	0	0
592	20-12-2025	11-FV-141 U/S line (I/V Flange/Bonnet)	592	"	Flange	0	0	0	0	0	0
593	20-12-2025	11-FV-141 D/S line (I/V Gland)	593	"	Valve	0	0	0	0	0	0
594	20-12-2025	11-FV-141 D/S line (I/V U/S Flange)	594	"	Flange	0	0	0	0	0	0
595	20-12-2025	11-FV-141 D/S line (I/V D/S Flange)	595	"	Flange	0	0	0	0	0	0
596	20-12-2025	11-FV-141 D/S line (I/V Flange/Bonnet)	596	"	Flange	0	0	0	0	0	0
597	20-12-2025	11-FV-141 Bypass line (I/V Gland)	597	"	Valve	0	0	0	0	0	0
598	20-12-2025	11-FV-141 Bypass line (I/V U/S Flange)	598	"	Flange	0	0	0	0	0	0
599	20-12-2025	11-FV-141 Bypass line (I/V D/S Flange)	599	"	Flange	0	0	0	0	0	0

Sr.No.	Date	Location	Tag No.	Line Size	Componenet Type	Screening Value (PPM) before Repair	Emission Kg/Hr	Emission Kg/day	Screening Value (PPM) afterRepair	Emission Kg/Hr	Emission Kg/day
600	20-12-2025	11-FV-141 Bypass line (I/V Flange/Bonnet)	600	"	Flange	0	0	0	0	0	0
601	20-12-2025	11-FV-141 U/S line drain (I/V Gland)	601	0.5 Inch	Valve	0	0	0	0	0	0
602	20-12-2025	11-FV-141 U/S line drain (I/V Flange/Bonnet)	602	"	Flange	0	0	0	0	0	0
603	20-12-2025	11-FV-141 D/S line drain (I/V Gland)	603	"	Valve	0	0	0	0	0	0
604	20-12-2025	11-FV-141 D/S line drain (I/V Flange/Bonnet)	604	"	Flange	0	0	0	0	0	0
605	20-12-2025	11-FV-141 K-I To II line (I/V Gland)	605	2 Inch	Valve	0	0	0	0	0	0
606	20-12-2025	11-FV-141 K-I To II line (I/V U/S Flange)	606	"	Flange	0	0	0	0	0	0
607	20-12-2025	11-FV-141 K-I To II line (I/V D/S Flange)	607	"	Flange	0	0	0	0	0	0
608	20-12-2025	11-FV-141 K-I To II line (I/V Flange/Bonnet)	608	"	Flange	0	0	0	0	0	0
609	20-12-2025	11-FV-131 (C/V Gland)	609	Insulation	Valve	0	0	0	0	0	0
610	20-12-2025	11-FV-131 U/S line (I/V Gland)	610	3 Inch	Valve	0	0	0	0	0	0
611	20-12-2025	11-FV-131 U/S line (I/V U/S Flange)	611	"	Flange	0	0	0	0	0	0
612	20-12-2025	11-FV-131 U/S line (I/V D/S Flange)	612	"	Flange	0	0	0	0	0	0
613	20-12-2025	11-FV-131 U/S line (I/V Flange/Bonnet)	613	"	Flange	0	0	0	0	0	0
614	20-12-2025	11-FV-131 D/S line (I/V Gland)	614	Insulation	Valve	0	0	0	0	0	0
615	20-12-2025	11-FV-131 Bypass line (I/V Gland)	615	3 Inch	Valve	0	0	0	0	0	0
616	20-12-2025	11-FV-131 Bypass line (I/V U/S Flange)	616	"	Flange	0	0	0	0	0	0
617	20-12-2025	11-FV-131 Bypass line (I/V D/S Flange)	617	"	Flange	0	0	0	0	0	0
618	20-12-2025	11-FV-131 Bypass line (I/V Flange/Bonnet)	618	"	Flange	0	0	0	0	0	0
619	20-12-2025	11-FV-131 drain line (I/V Gland)	619	0.5 Inch	Valve	0	0	0	0	0	0
620	20-12-2025	11-FV-131 drain line (I/V Flange/Bonnet)	620	"	Flange	0	0	0	0	0	0
621	20-12-2025	11-FV-131 drain line (End Flange)	621	"	Flange	0	0	0	0	0	0
622	20-12-2025	11-FV-132 (C/V Gland)	622	Insulation	Valve	72.3	0.000136	0.00325685	72.3	0.000136	0.00325685
623	20-12-2025	11-FV-132 U/S line (I/V Gland)	623	3 Inch	Valve	0	0	0	0	0	0
624	20-12-2025	11-FV-132 U/S line (I/V U/S Flange)	624	"	Flange	0	0	0	0	0	0
625	20-12-2025	11-FV-132 U/S line (I/V D/S Flange)	625	"	Flange	0	0	0	0	0	0
626	20-12-2025	11-FV-132 U/S line (I/V Flange/Bonnet)	626	"	Flange	0	0	0	0	0	0
627	20-12-2025	11-FV-132 D/S line (I/V Gland)	627	"	Valve	13.5	0.000046	0.001108933	13.5	0.000046	0.001108933
628	20-12-2025	11-FV-132 D/S line (I/V U/S Flange)	628	"	Flange	0	0	0	0	0	0
629	20-12-2025	11-FV-132 D/S line (I/V D/S Flange)	629	"	Flange	0	0	0	0	0	0
630	20-12-2025	11-FV-132 D/S line (I/V Flange/Bonnet)	630	"	Flange	0	0	0	0	0	0
631	20-12-2025	11-FV-132 Bypass line (I/V Gland)	631	Insulation	Valve	0	0	0	0	0	0
632	20-12-2025	11-FV-132 U/S line drain (I/V Gland)	632	0.5 Inch	Valve	0	0	0	0	0	0
633	20-12-2025	11-FV-132 U/S line drain (I/V Flange/Bonnet)	633	"	Flange	0	0	0	0	0	0
634	20-12-2025	11-FV-132 U/S line drain (End Flange)	634	"	Flange	0	0	0	0	0	0
635	20-12-2025	11-FV-132 D/S line drain (I/V Gland)	635	"	Valve	0	0	0	0	0	0
636	20-12-2025	11-FV-132 D/S line drain (I/V Flange/Bonnet)	636	"	Flange	0	0	0	0	0	0
637	20-12-2025	11-FV-132 D/S line drain (End Flange)	637	"	Flange	0	0	0	0	0	0
638	20-12-2025	11-FV-133 (C/V Gland)	638	Insulation	Valve	0	0	0	0	0	0
639	20-12-2025	11-FV-133 U/S line (I/V Gland)	639	"	Valve	0	0	0	0	0	0

Sr.No.	Date	Location	Tag No.	Line Size	Componenet Type	Screening Value (PPM) before Repair	Emission Kg/Hr	Emission Kg/day	Screening Value (PPM) afterRepair	Emission Kg/Hr	Emission Kg/day
640	20-12-2025	11-FV-133 D/S line (I/V Gland)	640	3 Inch	Valve	0	0	0	0	0	0
641	20-12-2025	11-FV-133 D/S line (I/V U/S Flange)	641	"	Flange	0	0	0	0	0	0
642	20-12-2025	11-FV-133 D/S line (I/V D/S Flange)	642	"	Flange	0	0	0	0	0	0
643	20-12-2025	11-FV-133 D/S line (I/V Flange/Bonnet)	643	"	Flange	0	0	0	0	0	0
644	20-12-2025	11-FV-133 Bypass line (I/V Gland)	644	Insulation	Valve	0	0	0	0	0	0
645	20-12-2025	11-FV-133 drain line (I/V Gland)	645	0.5 Inch	Valve	0	0	0	0	0	0
646	20-12-2025	11-FV-133 U/S drain line (I/V Flange/Bonnet)	646	"	Flange	0	0	0	0	0	0
647	20-12-2025	11-FV-133 drain line (End Flange)	647	"	Flange	0	0	0	0	0	0
648	20-12-2025	11-PV-4002 (C/V Gland)	648	6 Inch	Valve	0	0	0	0	0	0
649	20-12-2025	11-PV-4002 (C/V U/S Flange)	649	"	Flange	0	0	0	0	0	0
650	20-12-2025	11-PV-4002 (C/V D/S Flange)	650	"	Flange	0	0	0	0	0	0
651	20-12-2025	11-PV-4002 (C/V Flange/Bonnet)	651	"	Flange	0	0	0	0	0	0
652	20-12-2025	11-PV-4002 U/S line (I/V Gland)	652	8 Inch	Valve	0	0	0	0	0	0
653	20-12-2025	11-PV-4002 U/S line (I/V U/S Flange)	653	"	Flange	0	0	0	0	0	0
654	20-12-2025	11-PV-4002 U/S line (I/V D/S Flange)	654	"	Flange	0	0	0	0	0	0
655	20-12-2025	11-PV-4002 U/S line (I/V Flange/Bonnet)	655	"	Flange	0	0	0	0	0	0
656	20-12-2025	11-PV-4002 D/S line (I/V Gland)	656	"	Valve	0	0	0	0	0	0
657	20-12-2025	11-PV-4002 D/S line (I/V U/S Flange)	657	"	Flange	0	0	0	0	0	0
658	20-12-2025	11-PV-4002 D/S line (I/V D/S Flange)	658	"	Flange	0	0	0	0	0	0
659	20-12-2025	11-PV-4002 D/S line (I/V Flange/Bonnet)	659	"	Flange	0	0	0	0	0	0
660	20-12-2025	11-PV-4002 Bypass line (I/V Gland)	660	6 Inch	Valve	0	0	0	0	0	0
661	20-12-2025	11-PV-4002 Bypass line (I/V U/S Flange)	661	"	Flange	0	0	0	0	0	0
662	20-12-2025	11-PV-4002 Bypass line (I/V D/S Flange)	662	"	Flange	0	0	0	0	0	0
663	20-12-2025	11-PV-4002 Bypass line (I/V Flange/Bonnet)	663	"	Flange	0	0	0	0	0	0
664	20-12-2025	11-PV-4002 drain line (I/V Gland)	664	0.5 Inch	Valve	0	0	0	0	0	0
665	20-12-2025	11-PV-4002 U/S drain line (I/V Flange/Bonnet)	665	"	Flange	0	0	0	0	0	0
666	20-12-2025	11-PV-4002 drain line (End Flange)	666	"	Flange	0	0	0	0	0	0
667	20-12-2025	11-PV-105B (C/V Gland)	667	2 Inch	Valve	0	0	0	0	0	0
668	20-12-2025	11-PV-105B (C/V U/S Flange)	668	"	Flange	0	0	0	0	0	0
669	20-12-2025	11-PV-105B (C/V D/S Flange)	669	"	Flange	0	0	0	0	0	0
670	20-12-2025	11-PV-105B (C/V Flange/Bonnet)	670	"	Flange	0	0	0	0	0	0
671	20-12-2025	11-PV-105B U/S line (I/V Gland)	671	2 Inch	Valve	0	0	0	0	0	0
672	20-12-2025	11-PV-105B U/S line (I/V U/S Flange)	672	"	Flange	0	0	0	0	0	0
673	20-12-2025	11-PV-105B U/S line (I/V D/S Flange)	673	"	Flange	0	0	0	0	0	0
674	20-12-2025	11-PV-105B U/S line (I/V Flange/Bonnet)	674	"	Flange	0	0	0	0	0	0
675	20-12-2025	11-PV-105B D/S line (I/V Gland)	675	"	Valve	0	0	0	0	0	0
676	20-12-2025	11-PV-105B D/S line (I/V U/S Flange)	676	"	Flange	0	0	0	0	0	0
677	20-12-2025	11-PV-105B D/S line (I/V D/S Flange)	677	"	Flange	0	0	0	0	0	0
678	20-12-2025	11-PV-105B D/S line (I/V Flange/Bonnet)	678	"	Flange	0	0	0	0	0	0
679	20-12-2025	11-PV-105B Bypass line (I/V Gland)	679	"	Valve	0	0	0	0	0	0

Sr.No.	Date	Location	Tag No.	Line Size	Componenet Type	Screening Value (PPM) before Repair	Emission Kg/Hr	Emission Kg/day	Screening Value (PPM) afterRepair	Emission Kg/Hr	Emission Kg/day
680	20-12-2025	11-PV-105B Bypass line (I/V U/S Flange)	680	"	Flange	0	0	0	0	0	0
681	20-12-2025	11-PV-105B Bypass line (I/V D/S Flange)	681	"	Flange	0	0	0	0	0	0
682	20-12-2025	11-PV-105B Bypass line (I/V Flange/Bonnet)	682	"	Flange	0	0	0	0	0	0
683	20-12-2025	11-PV-105B drain line (I/V Gland)	683	0.5 Inch	Valve	0	0	0	0	0	0
684	20-12-2025	11-PV-105B U/S drain line (I/V Flange/Bonnet)	684	"	Flange	0	0	0	0	0	0
685	20-12-2025	11-PV-105B drain line (End Flange)	685	"	Flange	0	0	0	0	0	0
686	20-12-2025	11-PV-106B/11-PV-542 (C/V Gland)	686	2 Inch	Valve	0	0	0	0	0	0
687	20-12-2025	11-PV-106B/11-PV-542 (C/V U/S Flange)	687	"	Flange	0	0	0	0	0	0
688	20-12-2025	11-PV-106B/11-PV-542 (C/V D/S Flange)	688	"	Flange	0	0	0	0	0	0
689	20-12-2025	11-PV-106B/11-PV-542 (C/V Flange/Bonnet)	689	"	Flange	0	0	0	0	0	0
690	20-12-2025	11-PV-106B/11-PV-542 U/S line (I/V Gland)	690	2 Inch	Valve	0	0	0	0	0	0
691	20-12-2025	11-PV-106B/11-PV-542 U/S line (I/V U/S Flange)	691	"	Flange	0	0	0	0	0	0
692	20-12-2025	11-PV-106B/11-PV-542 U/S line (I/V D/S Flange)	692	"	Flange	0	0	0	0	0	0
693	20-12-2025	11-PV-106B/11-PV-542 U/S line (I/V Flange/Bonnet)	693	"	Flange	0	0	0	0	0	0
694	20-12-2025	11-PV-106B/11-PV-542 D/S line (I/V Gland)	694	"	Valve	0	0	0	0	0	0
695	20-12-2025	11-PV-106B/11-PV-542 D/S line (I/V U/S Flange)	695	"	Flange	0	0	0	0	0	0
696	20-12-2025	11-PV-106B/11-PV-542 D/S line (I/V D/S Flange)	696	"	Flange	0	0	0	0	0	0
697	20-12-2025	11-PV-106B/11-PV-542 D/S line (I/V Flange/Bonnet)	697	"	Flange	0	0	0	0	0	0
698	20-12-2025	11-PV-106B/11-PV-542 Bypass line (I/V Gland)	698	"	Valve	0	0	0	0	0	0
699	20-12-2025	11-PV-106B/11-PV-542 Bypass line (I/V U/S Flange)	699	"	Flange	0	0	0	0	0	0
700	20-12-2025	11-PV-106B/11-PV-542 Bypass line (I/V D/S Flange)	700	"	Flange	0	0	0	0	0	0
701	20-12-2025	11-PV-106B/11-PV-542 Bypass line (I/V Flange/Bonnet)	701	"	Flange	0	0	0	0	0	0
702	20-12-2025	11-PV-106B/11-PV-542 drain line (I/V Gland)	702	0.5 Inch	Valve	0	0	0	0	0	0
703	20-12-2025	11-PV-106B/11-PV-542 U/S drain line (I/V Flange/Bonnet)	703	"	Flange	0	0	0	0	0	0
704	20-12-2025	11-PV-106B/11-PV-542 drain line (End Flange)	704	"	Flange	0	0	0	0	0	0
705	20-12-2025	11-PV-5001 (C/V Gland)	705	6 Inch	Valve	0	0	0	0	0	0
706	20-12-2025	11-PV-5001 (C/V U/S Flange)	706	"	Flange	0	0	0	0	0	0
707	20-12-2025	11-PV-5001 (C/V D/S Flange)	707	"	Flange	0	0	0	0	0	0
708	20-12-2025	11-PV-5001 (C/V Flange/Bonnet)	708	"	Flange	0	0	0	0	0	0
709	20-12-2025	11-PV-5001 U/S line (I/V Gland)	709	Insulation	Valve	0	0	0	0	0	0
710	20-12-2025	11-PV-5001 D/S line (I/V Gland)	710	Insulation	Valve	0	0	0	0	0	0
711	20-12-2025	11-PV-5001 Bypass line (I/V Gland)	711	Insulation	Valve	0	0	0	0	0	0
712	20-12-2025	11-PV-5001 drain line (I/V Gland)	712	0.5 Inch	Valve	0	0	0	0	0	0
713	20-12-2025	11-PV-5001 U/S drain line (I/V Flange/Bonnet)	713	"	Flange	0	0	0	0	0	0
714	20-12-2025	11-PV-5001 drain line (End Flange)	714	"	Flange	0	0	0	0	0	0
715	20-12-2025	11-PSV-5001 (PSV U/S Flange)	715	3 Inch	Flange	0	0	0	0	0	0
716	20-12-2025	11-PSV-5001 (PSV D/S Flange)	716	4 Inch	Flange	0	0	0	0	0	0
717	20-12-2025	11-PSV-5001 U/S line (I/V Gland)	717	3 Inch	Valve	0	0	0	0	0	0
718	20-12-2025	11-PSV-5001 U/S line (I/V U/S Flange)	718	"	Flange	0	0	0	0	0	0
719	20-12-2025	11-PSV-5001 U/S line (I/V D/S Flange)	719	"	Flange	0	0	0	0	0	0

Sr.No.	Date	Location	Tag No.	Line Size	Componenet Type	Screening Value (PPM) before Repair	Emission Kg/Hr	Emission Kg/day	Screening Value (PPM) afterRepair	Emission Kg/Hr	Emission Kg/day
720	20-12-2025	11-PSV-5001 U/S line (I/V Flange/Bonnet)	720	"	Flange	0	0	0	0	0	0
721	20-12-2025	11-PSV-5001 D/S line (I/V Gland)	721	4 Inch	Valve	0	0	0	0	0	0
722	20-12-2025	11-PSV-5001 D/S line (I/V U/S Flange)	722	"	Flange	0	0	0	0	0	0
723	20-12-2025	11-PSV-5001 D/S line (I/V D/S Flange)	723	"	Flange	0	0	0	0	0	0
724	20-12-2025	11-PSV-5001 D/S line (I/V Flange/Bonnet)	724	"	Flange	0	0	0	0	0	0
725	20-12-2025	11-PSV-5001 Bypass line (I/V Gland)	725	2 Inch	Valve	0	0	0	0	0	0
726	20-12-2025	11-PSV-5001 Bypass line (I/V U/S Flange)	726	"	Flange	0	0	0	0	0	0
727	20-12-2025	11-PSV-5001 Bypass line (I/V D/S Flange)	727	"	Flange	0	0	0	0	0	0
728	20-12-2025	11-PSV-5001 Bypass line (I/V Flange/Bonnet)	728	"	Flange	0	0	0	0	0	0
729	20-12-2025	11-PSV-4002 (PSV U/S Flange)	729	3 Inch	Flange	0	0	0	0	0	0
730	20-12-2025	11-PSV-4002 (PSV D/S Flange)	730	4 Inch	Flange	0	0	0	0	0	0
731	20-12-2025	11-PSV-4002 U/S line (I/V Gland)	731	3 Inch	Valve	0	0	0	0	0	0
732	20-12-2025	11-PSV-4002 U/S line (I/V U/S Flange)	732	"	Flange	0	0	0	0	0	0
733	20-12-2025	11-PSV-4002 U/S line (I/V D/S Flange)	733	"	Flange	0	0	0	0	0	0
734	20-12-2025	11-PSV-4002 U/S line (I/V Flange/Bonnet)	734	"	Flange	0	0	0	0	0	0
735	20-12-2025	11-PSV-4002 D/S line (I/V Gland)	735	4 Inch	Valve	0	0	0	0	0	0
736	20-12-2025	11-PSV-4002 D/S line (I/V U/S Flange)	736	"	Flange	0	0	0	0	0	0
737	20-12-2025	11-PSV-4002 D/S line (I/V D/S Flange)	737	"	Flange	0	0	0	0	0	0
738	20-12-2025	11-PSV-4002 D/S line (I/V Flange/Bonnet)	738	"	Flange	0	0	0	0	0	0
739	20-12-2025	11-PSV-4002 Bypass line (I/V Gland)	739	2 Inch	Valve	0	0	0	0	0	0
740	20-12-2025	11-PSV-4002 Bypass line (I/V U/S Flange)	740	"	Flange	0	0	0	0	0	0
741	20-12-2025	11-PSV-4002 Bypass line (I/V D/S Flange)	741	"	Flange	0	0	0	0	0	0
742	20-12-2025	11-PSV-4002 Bypass line (I/V Flange/Bonnet)	742	"	Flange	0	0	0	0	0	0

Indian Oil Corporation Limited

(Refineries Division)

Bongaigaon Refinery, Dhaligaon-783385, Assam, India

VOC Emission Survey Reports (LDAR)

Study Period: 4th Quarter FY 2025-2026

Prepared By

NITYA LABORATORIES

Address: Plot No.118, Church Road, Behind Kausik Vatika, Bhagat Singh Colony, Ballabgarh, Faridabad, Delhi NCR, India

Tel.: +91-129-2241021

Mobile No.: +91-9873924093, +91-9013591021, +91-9013552273

E-Mail ID: info@nityalab.com

Website: www.nityalab.com

Voc Emission Survey Report (LDAR) for Indian Oil Corporation Limited, Bongaigaon Refinery, Assam

Name of Client	:	**M/s Indian Oil Corporation Limited** Refinery Division, Bongaigaon Refinery Dhaligaon-783385, Assam, India
Name of Vendor	:	**M/s Nitya Laboratories** Plot No.118, Church Road, Behind Kausik Vatika Bhagat Singh Colony, Ballabgarh-121 004 Distt. Faridabad (Haryana) Delhi NCR, India
Nature of Job	:	Voc Emission Survey Report at Indian Oil Corporation Limited, Refinery Division, Bongaigaon Refinery, Dhaligaon-783385, Assam, India
Report Period	:	**Jan" 26 to March" 26**

FOR NITYA LABORATORIES

RAVINDER MITTAL

Head-Environmental Division

CONTENTS

Sr No.	LOCATION	PAGE NO.
	Exécutive Summary	3
	Plant Wise Summary	4
	LDAR Record	**5-13**
1.0	**Introduction**	**14**
2.0	**About LDAR**	**15-16**
3.0	**Method of the study**	**17-18**
4.0	**Volatile Organic Compounds (VOCs)**	**19**
5.0	**Leak Detection and Quantification Methods**	**19-22**
6.0	**Unit Detail of VOC**	**23-273**
	Voc Point Detail of DCU-II	23-46
	Voc Point Detail of LPG	47-59
	Voc Point Detail of CRU-MSQ	60-92
	Voc Point Detail of TANK FARM AREA	93-159
	Voc Point Detail of WLG	160-181
	Voc Point Detail of CDU-II	182-202
	Voc Point Detail of CPP	203-211
	Voc Point Detail of DHDT	212-224
	Voc Point Detail of HGU	225-235
	Voc Point Detail of PRIME-G	236-254
	Voc Point Detail of INDMAX-FCC	255-267
	Voc Point Detail of GTG	268-273

Executive Summary

Indian Oil Corporation Limited (Refineries Division) has intended to conduct the Fugitive Emission survey/Leal Detection and Repair (LDAR) program at its refinery Bongaigaon Assam. As a part of this program Indian Oil Corporation Limited (Refineries Division) has awarded the contract to M/s Nitya Laboratories for conduct the LDAR survey for the period 09/2025 to 09/2028.

The LDAR Program at site included the detection, tagging and measurement of VOC emission from these identified points which included valves, pump seal, compressor & pressure relieve valves for the measurement of the period from January to March 2026.

Plant Wise Summary of VOC

Sr. No.	Date of Monitoring	Unit	Total No's of Points Monitored	Total No's of Leakage	Total Leak (kg/hr)	Total Leak (kg/day)
1	20-01-2026 21-01-2026 27-01-2026 28-01-2026	DCU-II	936	28	0.010605	0.254521
2	30-01-2026 31-01-2026	LPG	514	12	0.001373	**0.032955**
3	03-02-2026 05-02-2026 06-02-2026 07-02-2026 09-02-2026	CRU-MSQ	1290	57	0.025605	0.614527
4	10-02-2026 11-02-2026 13-02-2026 14-02-2026 16-02-2026 17-02-2026 18-02-2026	TANK FARM AREA	2657	59	0.042233	1.013583
5	19-02-2026 20-02-2026	WLG	840	13	0.003777	0.090637
6	21-02-2026 23-02-2026 24-02-2026	CDU-II	818	27	0.011017	0.264402
7	26-02-2026 27-02-2026	CPP	352	10	0.003343	0.080221
8	04-03-2026 05-03-2026	DHDT	484	5	0.004775	0.114601
9	06-03-2026 07-03-2026	HGU	430	11	0.00716	0.17188
10	09-03-2026 10-03-2026	PRIME-G	739	7	0.004452	0.106857
11	11-03-2026 12-03-2026	INDMAX FCC	506	12	0.00285	0.06829
12	16-03-2026	GTG	227	4	0.001127	0.027048
TOTAL			**9793**	**245**	**0.118317**	**2.839522**

LDAR Record as per OSID-GDN-2206 (VOC)

Sr. No.	Unit	ID Tag No.	Line Size	Associated equipment identification no./P&ID Ref.No.	Component Type (valve gland / valve bonnet/ pump seal / flange etc.)	Duty (gas/light/ heavy liquid hydro carbon	Measured reading from detector % LEL	Measured Reading % Gas	PPMV calculation with formula based on correlation factor from annex1 for type & duty	Kg/hr Before attending leak	Kg/day Before attending leak	Measured reading from detector % LEL	PPMV calculation with formula based on correlation factor from annex1 for type & duty	Kg/hr after attending leak	Kg/day after attending leak	Remarks (minor / major / shut down job etc.
1	DCU-II	Fuel Gas From DCU-I AAU line 1st/lower (I/V Gland)	Insulation	Fuel Gas From DCU-I AAU line 1st/lower (I/V Gland)	Valve	Gas	0.004 8%	0.0048%	**48**	0.000104	0.002504	0.004 8%	**48**	0.000104	0.002504	Minor
		14-PV-1311 (C/V Gland)	1.5 Inch	14-PV-1311 (C/V Gland)	Valve	Gas	0.012 4%	0.0124%	**124**	0.000192	0.004605	0.012 4%	**124**	0.000192	0.004605	Minor
		14-PV-1311 D/S line (I/V Gland)	"	14-PV-1311 D/S line (I/V Gland)	Valve	Gas	0.003 39%	0.00339 %	**33.9**	0.000083	0.002003	0.003 39%	**33.9**	0.000083	0.002003	Minor
		14-FV-409 (C/V Gland)	1.5 Inch	14-FV-409 (C/V Gland)	Valve	Gas	0.007 96%	0.00796 %	**79.6**	0.000144	0.003464	0.007 96%	**79.6**	0.000144	0.003464	Minor
		14-P-013A Suction line (I/V Gland)	6 Inch	14-P-013A Suction line (I/V Gland)	Valve	Gas	0.026 38%	0.02638 %	**263.8**	0.000312	0.007476	0.026 38%	**263.8**	0.000312	0.007476	Minor
		14-PV-401 U/S line (I/V Gland)	"	14-PV-401 U/S line (I/V Gland)	Valve	Gas	0.010 35%	0.01035 %	**103.5**	0.000171	0.004100	0.010 35%	**103.5**	0.000171	0.004100	Minor
		14-FV-109 U/S line (I/V Gland)	4 Inch	14-FV-109 U/S line (I/V Gland)	Valve	Gas	0.006 32%	0.00632 %	**63.2**	0.000124	0.002987	0.006 32%	**63.2**	0.000124	0.002987	Minor
		14-F-001 A Pass FG burner no.1 (I/V Gland)	Insulation	14-F-001 A Pass FG burner no.1 (I/V Gland)	Valve	Gas	0.001 94%	0.00194 %	**19.4**	0.000058	0.001400	0.001 94%	**19.4**	0.000058	0.001400	Minor
		14-F-001 A Pass FG burner no.3 (I/V Gland)	"	14-F-001 A Pass FG burner no.3 (I/V Gland)	Valve	Gas	0.018 29%	0.01829 %	**182.9**	0.000246	0.005910	0.018 29%	**182.9**	0.000246	0.005910	Minor
		14-F-001 A Pass FG burner no.6 (I/V Gland)	"	14-F-001 A Pass FG burner no.6 (I/V Gland)	Valve	Gas	0.002 15%	0.00215 %	**21.5**	0.000062	0.001495	0.002 15%	**21.5**	0.000062	0.001495	Minor
		14-F-001 A Pass Pilot burner no.9 (I/V Gland)	"	14-F-001 A Pass Pilot burner no.9 (I/V Gland)	Valve	Gas	0.003 42%	0.00342 %	**34.2**	0.000084	0.002014	0.003 42%	**34.2**	0.000084	0.002014	Minor
		14-F-001 B Pass Pilot burner no.2 (I/V Gland)	"	14-F-001 B Pass Pilot burner no.2 (I/V Gland)	Valve	Gas	0.004 74%	0.00474 %	**47.4**	0.000103	0.002484	0.004 74%	**47.4**	0.000103	0.002484	Minor
		14-F-001 B Pass Pilot burner no.5 (I/V Gland)	"	14-F-001 B Pass Pilot burner no.5 (I/V Gland)	Valve	Gas	0.003 18%	0.00318 %	**31.8**	0.000080	0.001922	0.003 18%	**31.8**	0.000080	0.001922	Minor
		14-F-001 B Pass FG burner no.8 (I/V Gland)	"	14-F-001 B Pass FG burner no.8 (I/V Gland)	Valve	Gas	0.002 43%	0.00243 %	**24.3**	0.000067	0.001617	0.002 43%	**24.3**	0.000067	0.001617	Minor
		14-F-001 C Pass Pilot burner no.2 (I/V Gland)	"	14-F-001 C Pass Pilot burner no.2 (I/V Gland)	Valve	Gas	0.057 1%	0.0571%	**571**	0.000511	0.012274	0.057 1%	**571**	0.000511	0.012274	Minor
		14-F-001 C Pass Pilot burner no.4 (I/V Gland)	"	14-F-001 C Pass Pilot burner no.4 (I/V Gland)	Valve	Gas	0.005 16%	0.00516 %	**51.6**	0.000109	0.002623	0.005 16%	**51.6**	0.000109	0.002623	Minor
		14-F-001 D Pass Pilot burner no.3 (I/V Gland)	"	14-F-001 D Pass Pilot burner no.3 (I/V Gland)	Valve	Gas	0.001 55%	0.00155 %	**15.5**	0.000050	0.001212	0.001 55%	**15.5**	0.000050	0.001212	Minor
		14-F-001 D Pass FG burner no.12 (I/V Gland)	"	14-F-001 D Pass FG burner no.12 (I/V Gland)	Valve	Gas	0.080 4%	0.0804%	**804**	0.000637	0.015290	0.080 4%	**804**	0.000637	0.015290	Minor
		14-LC-504 (C/V Gland)	1.5 Inch	14-LC-504 (C/V Gland)	Valve	Gas	0.001 63%	0.00163 %	**16.3**	0.000052	0.001252	0.001 63%	**16.3**	0.000052	0.001252	Minor
		14-PV-502 (C/V Gland)	Insulation	14-PV-502 (C/V Gland)	Valve	Gas	0.026 99%	0.02699 %	**269.9**	0.000316	0.007587	0.026 99%	**269.9**	0.000316	0.007587	Minor
		14-LC-501 (C/V Gland)	1.5 Inch	14-LC-501 (C/V Gland)	Valve	Gas	0.511 8%	0.5118%	**5118**	0.002091	0.050173	0.511 8%	**5118**	0.002091	0.050173	Minor
		14-SOV-203C U/S line (I/V Gland)	"	14-SOV-203C U/S line (I/V Gland)	Valve	Gas	0.027 4%	0.0274%	**274**	0.000319	0.007661	0.027 4%	**274**	0.000319	0.007661	Minor

1	DCU-II	14-SOV-203D U/S line (I/V Gland)	4 Inch	14-SOV-203D U/S line (I/V Gland)	Valve	Gas	0.0117%	0.0117%	**117**	0.000185	0.004436	0.0117%	**117**	0.000185	0.004436	Minor
		14-FV-1204 (C/V Gland)	3 Inch	14-FV-1204 (C/V Gland)	Valve	Gas	0.042%	0.042%	**420**	0.000420	0.010078	0.042%	**420**	0.000420	0.010078	Minor
		14-FV-1204 U/S drain line (End Flange)	"	14-FV-1204 U/S drain line (End Flange)	Flange	Gas	0.1241%	0.1241%	**1241**	**0.000692**	0.016615	0.1241%	**1241**	**0.000692**	0.016615	Minor
		14-PV-1201 U/S line (I/V Gland)	"	14-PV-1201 U/S line (I/V Gland)	Valve	Gas	0.7335%	0.7335%	**7335**	0.002634	0.063215	0.7335%	**7335**	0.002634	0.063215	Minor
		14-FV-1104 (C/V Gland)	1.5 Inch	14-FV-1104 (C/V Gland)	Valve	Gas	0.0895%	0.0895%	**895.2**	0.000683	0.016382	0.0895%	**895.2**	0.000683	0.016382	Minor
		14-P-18A Discharge line (I/V Gland)	2 Inch	14-P-18A Discharge line (I/V Gland)	Valve	Gas	0.0027%	0.0027%	**27.3**	0.000073	0.001743	0.0027%	**27.3**	0.000073	0.001743	Minor
2	LPG	52-TSV-1003 Lower (I/V Gland)	"	52-TSV-1003 Lower (I/V Gland)	Valve	Gas	0.0009%	0.0009%	9.5	0.000037	**0.000885**	0.0009%	9.5	0.000037	**0.000885**	Minor
		Main I/O Valve (IV Gland)	12 Inch	Main I/O Valve (IV Gland)	Valve	Gas	0.0038%	0.0038%	38.5	0.000091	**0.002173**	0.0038%	38.5	0.000091	**0.002173**	Minor
		R/D From unit to horton sphere T-101 line (IV Gland)	4 Inch	R/D From unit to horton sphere T-101 line (IV Gland)	Valve	Gas	0.0018%	0.0018%	18.3	0.000056	**0.001348**	0.0018%	18.3	0.000056	**0.001348**	Minor
		52-FV-1002 (C/V Gland)	2 Inch	52-FV-1002 (C/V Gland)	Valve	Gas	0.0017%	0.0017%	17.7	0.000055	**0.001320**	0.0017%	17.7	0.000055	**0.001320**	Minor
		R/D From unit to horton sphere T-102 line (IV Gland)	4 Inch	R/D From unit to horton sphere T-102 line (IV Gland)	Valve	Gas	0.0301%	0.0301%	301	0.000339	**0.008137**	0.0301%	301	0.000339	**0.008137**	Minor
		Suction line for Loading Header-1 (IV Gland)	"	Suction line for Loading Header-1 (IV Gland)	Valve	Gas	0.0013%	0.0013%	13.9	0.000047	**0.001130**	0.0013%	13.9	0.000047	**0.001130**	Minor
		Suction line for Loading Header-2 (IV Gland)	"	Suction line for Loading Header-2 (IV Gland)	Valve	Gas	0.0028%	0.0028%	28.6	0.000075	**0.001796**	0.0028%	28.6	0.000075	**0.001796**	Minor
		R/D From unit to horton sphere T-103 line (IV Gland)	4 Inch	R/D From unit to horton sphere T-103 line (IV Gland)	Valve	Gas	0.0055%	0.0055%	55.8	0.000115	**0.002758**	0.0055%	55.8	0.000115	**0.002758**	Minor
		Strainer Drain 1st (IV Gland)	2 Inch	Strainer Drain 1st (IV Gland)	Valve	Gas	0.0025%	0.0025%	25.1	0.000069	**0.001651**	0.0025%	25.1	0.000069	**0.001651**	Minor
		Vent To FA line (I/V Gland)	"	Vent To FA line (I/V Gland)	Valve	Gas	0.0037%	0.0037%	37.9	0.000090	**0.002151**	0.0037%	37.9	0.000090	**0.002151**	Minor
		Strainer U/S main (IV Gland)	3 Inch	Strainer U/S main (IV Gland)	Valve	Gas	0.0097%	0.0097%	97.5	0.000164	**0.003946**	0.0097%	97.5	0.000164	**0.003946**	Minor
		After Vapour Eliminator (IV Gland)	3 Inch	After Vapour Eliminator (IV Gland)	Valve	Gas	0.0171%	0.0171%	171	0.000236	**0.005660**	0.0171%	171	0.000236	**0.005660**	Minor
3	CRU MSQ	22-F-002 Main line (I/V Gland)	Insulation	22-F-002 Main line (I/V Gland)	Valve	Gas	0.0019%	0.0019%	19.9	0.000059	**0.001423**	0.0019%	19.9	0.000059	**0.001423**	Minor
		22-PV-306 U/S line (I/V Gland)	2 Inch	22-PV-306 U/S line (I/V Gland)	Valve	Gas	0.0028%	0.0028%	28.4	0.000074	0.001788	0.0028%	28.4	0.000074	0.001788	Minor
		25-FV-2201 (C/V Gland)	1 Inch	25-FV-2201 (C/V Gland)	Valve	Gas	0.8908%	0.8908%	8908	0.002984	0.071613	0.8908%	8908	0.002984	0.071613	Minor
		25-MP-007A Discharge line (I/V Gland)	3 Inch	25-MP-007A Discharge line (I/V Gland)	Valve	Gas	0.0019%	0.0019%	19.3	0.000058	0.001395	0.0019%	19.3	0.000058	0.001395	Minor
		25-MP-007B Discharge line (I/V Gland)	3 Inch	25-MP-007B Discharge line (I/V Gland)	Valve	Gas	0.0694%	0.0694%	694.9	0.000580	0.013923	0.0694%	694.9	0.000580	0.013923	Minor
		25-FV-2101 U/S line (I/V Gland)	4 Inch	25-FV-2101 U/S line (I/V Gland)	Valve	Gas	0.8486%	0.8486%	8486	0.002892	0.069416	0.8486%	8486	0.002892	0.069416	Minor
		25-FV-2101 D/S line (I/V Gland)	"	25-FV-2101 D/S line (I/V Gland)	Valve	Gas	0.5541%	0.5541%	5541	0.002200	0.052798	0.5541%	5541	0.002200	0.052798	Minor
		25-FV-2101 Main line upper (I/V Gland)	4 Inch	25-FV-2101 Main line upper (I/V Gland)	Valve	Gas	0.0766%	0.0766%	766	0.000618	0.014822	0.0766%	766	0.000618	0.014822	Minor
		25-FV-2101 Main line lower (I/V Gland)	"	25-FV-2101 Main line lower (I/V Gland)	Valve	Gas	0.0079%	0.0079%	79.7	0.000144	0.003467	0.0079%	79.7	0.000144	0.003467	Minor
		22-MP-02A Discharge line (I/V Gland)	2 Inch	22-MP-02A Discharge line (I/V Gland)	Valve	Gas	0.0186%	0.0186%	186.1	0.000249	0.005976	0.0186%	186.1	0.000249	0.005976	Minor
		22-FV-2102 U/S line (I/V Gland)	2 Inch	22-FV-2102 U/S line (I/V Gland)	Valve	Gas	0.0017%	0.0017%	17.7	0.000055	0.001320	0.0017%	17.7	0.000055	0.001320	Minor
		22-FV-2102 D/S line (I/V Gland)	"	22-FV-2102 D/S line (I/V Gland)	Valve	Gas	0.0306%	0.0306%	306.7	0.000343	0.008236	0.0306%	306.7	0.000343	0.008236	Minor

		25-FT-2402 D/S line (I/V Gland)	"	25-FT-2402 D/S line (I/V Gland)	Valve	Gas	0.06018%	0.06018%	601.8	0.000529	0.012695	0.06018%	601.8	0.000529	0.012695	Minor
3	CRU-MSQ	25-FT-2402 Bypass line (I/V Gland)	3 Inch	25-FT-2402 Bypass line (I/V Gland)	Valve	Gas	0.01204%	0.01204%	120.4	0.000188	0.004518	0.01204%	120.4	0.000188	0.004518	Minor
		22-LV-404 (C/V Gland)	1.5 Inch	22-LV-404 (C/V Gland)	Valve	Gas	0.00601%	0.00601%	60.1	0.000121	0.002892	0.00601%	60.1	0.000121	0.002892	Minor
		22-PV-103A (C/V Gland)	1 Inch	22-PV-103A (C/V Gland)	Valve	Gas	0.02095%	0.02095%	209.5	0.000269	0.006448	0.02095%	209.5	0.000269	0.006448	Minor
		22-PV-103A U/S line (I/V Gland)	1.5 Inch	22-PV-103A U/S line (I/V Gland)	Valve	Gas	0.1067%	0.1067%	1067	0.000764	0.018336	0.1067%	1067	0.000764	0.018336	Minor
		22-PV-103A D/S line (I/V Gland)	"	22-PV-103A D/S line (I/V Gland)	Valve	Gas	0.4805%	0.4805%	4805	0.002008	0.048181	0.4805%	4805	0.002008	0.048181	Minor
		21-PV-202 (C/V Gland)	1 Inch	21-PV-202 (C/V Gland)	Valve	Gas	0.02321%	0.02321%	232.1	0.000287	0.006886	0.02321%	232.1	0.000287	0.006886	Minor
		21-PV-202 U/S line (I/V Gland)	2 Inch	21-PV-202 U/S line (I/V Gland)	Valve	Gas	0.00123%	0.00123%	12.3	0.000044	0.001045	0.00123%	12.3	0.000044	0.001045	Minor
		21-FV-206 U/S line (I/V Gland)	2 Inch	21-FV-206 U/S line (I/V Gland)	Valve	Gas	0.00213%	0.00213%	21.3	0.000062	0.001486	0.00213%	21.3	0.000062	0.001486	Minor
		21-MP-02A Suction line (I/V D/S Flange)	"	21-MP-02A Suction line (I/V D/S Flange)	Flange	Gas	0.00158%	0.00158%	15.8	0.000318	0.007631	0.00158%	15.8	0.000318	0.007631	Minor
		22-FV-101 U/S line (I/V Gland)	"	22-FV-101 U/S line (I/V Gland)	Valve	Gas	0.4688%	0.4688%	4688	0.001976	0.047425	0.4688%	4688	0.001976	0.047425	Minor
		22-FV-101 Bypass line (I/V Gland)	"	22-FV-101 Bypass line (I/V Gland)	Valve	Gas	0.00566%	0.00566%	56.6	0.000116	0.002783	0.00566%	56.6	0.000116	0.002783	Minor
		22-FV-101 D/S drain line (I/V Gland)	"	22-FV-101 D/S drain line (I/V Gland)	Valve	Gas	0.106%	0.106%	1060	0.000761	0.018259	0.106%	1060	0.000761	0.018259	Minor
		22-MP-01A Discharge line (I/V Gland)	"	22-MP-01A Discharge line (I/V Gland)	Valve	Gas	0.00912%	0.00912%	91.2	0.000158	0.003780	0.00912%	91.2	0.000158	0.003780	Minor
		22-MP-01C Suction line (I/V Gland)	"	22-MP-01C Suction line (I/V Gland)	Valve	Gas	0.00785%	0.00785%	78.5	0.000143	0.003434	0.00785%	78.5	0.000143	0.003434	Minor
		21-PV-201 D/S line (I/V Gland)	"	21-PV-201 D/S line (I/V Gland)	Valve	Gas	0.00128%	0.00128%	12.8	0.000045	0.001072	0.00128%	12.8	0.000045	0.001072	Minor
		21-FV-2201 (C/V Gland)	1.5 Inch	21-FV-2201 (C/V Gland)	Valve	Gas	0.01095%	0.01095%	109.5	0.000177	0.004251	0.01095%	109.5	0.000177	0.004251	Minor
		21-LV-306 (C/V Gland)	2 Inch	21-LV-306 (C/V Gland)	Valve	Gas	0.03013%	0.03013%	301	0.000339	0.008137	0.03013%	301	0.000339	0.008137	Minor
		25-FV-1203 D/S line (I/V Gland)	"	25-FV-1203 D/S line (I/V Gland)	Valve	Gas	0.4215%	0.4215%	4215	0.001846	0.044295	0.4215%	4215	0.001846	0.044295	Minor
		25-LV-1402 (C/V Gland)	1.5 Inch	25-LV-1402 (C/V Gland)	Valve	Gas	0.1176%	0.1176%	1176	0.000813	0.019518	0.1176%	1176	0.000813	0.019518	Minor
		25-MP-003A Discharge line (I/V Gland)	"	25-MP-003A Discharge line (I/V Gland)	Valve	Gas	0.00163%	0.00163%	16.3	0.000052	0.001252	0.00163%	16.3	0.000052	0.001252	Minor
		25-MP-003B Discharge line (I/V Gland)	"	25-MP-003B Discharge line (I/V Gland)	Valve	Gas	0.05624%	0.05624%	562.4	0.000506	0.012155	0.05624%	562.4	0.000506	0.012155	Minor
		25-FV-1303 U/S line (I/V Gland)	4 Inch	25-FV-1303 U/S line (I/V Gland)	Valve	Gas	0.00818%	0.00818%	81.8	0.000147	0.003525	0.00818%	81.8	0.000147	0.003525	Minor
		25-FV-1303 To Start Up line To FSD drain line (End Flange)Valve Passing	"	25-FV-1303 To Start Up line To FSD drain line (End Flange)Valve Passing	Flange	Gas	0.03795%	0.03795%	379.5	0.000300	0.007198	0.03795%	379.5	0.000300	0.007198	Minor
		25-LV-1102 (C/V Gland)	3 Inch	25-LV-1102 (C/V Gland)	Valve	Gas	0.00491%	0.00491%	49.1	0.000106	0.002540	0.00491%	49.1	0.000106	0.002540	Minor
		25-FT-1101 U/S line (I/V Gland)	"	25-FT-1101 U/S line (I/V Gland)	Valve	Gas	0.00135%	0.00135%	13.5	0.000046	0.001109	0.00135%	13.5	0.000046	0.001109	Minor
		25-FT-1101 D/S line (I/V Gland)	"	25-FT-1101 D/S line (I/V Gland)	Valve	Gas	0.00767%	0.00767%	76.7	0.000141	0.003383	0.00767%	76.7	0.000141	0.003383	Minor
		25-P-020A Suction line (I/V Gland)	Insulation	25-P-020A Suction line (I/V Gland)	Valve	Gas	0.00634%	0.00634%	63.4	0.000125	0.002993	0.00634%	63.4	0.000125	0.002993	Minor
		25-P-020B Suction line (I/V Gland)	Insulation	25-P-020B Suction line (I/V Gland)	Valve	Gas	0.00168%	0.00168%	16.8	0.000053	0.001276	0.00168%	16.8	0.000053	0.001276	Minor
		22-FV-2101 (C/V Gland)	2 Inch	22-FV-2101 (C/V Gland)	Valve	Gas	0.01539%	0.01539%	153.9	0.000220	0.005290	0.01539%	153.9	0.000220	0.005290	Minor

		25-FV-2101 To 22-C-001 line (I/V Gland)	3 Inch	25-FV-2101 To 22-C-001 line (I/V Gland)	Valve	Gas	0.0115 8%	0.0115 8%	115.8	0.000184	0.004407	0.0115 8%	115.8	0.000184	0.004407	Minor
3	CRU-MSQ	25-FV-2805 (C/V Gland)	4 Inch	25-FV-2805 (C/V Gland)	Valve	Gas	0.0199 2%	0.0199 2%	199.2	0.000260	0.006243	0.0199 2%	199.2	0.000260	0.006243	Minor
		25-FV-2805 U/S line (I/V Gland)	"	25-FV-2805 U/S line (I/V Gland)	Valve	Gas	0.0091 8%	0.0091 8%	91.8	0.000158	0.003796	0.0091 8%	91.8	0.000158	0.003796	Minor
		25-FV-2805 D/S line (I/V Gland)	8 Inch	25-FV-2805 D/S line (I/V Gland)	Valve	Gas	0.0120 6%	0.0120 6%	120.6	0.000188	0.004523	0.0120 6%	120.6	0.000188	0.004523	Minor
		25-FV-2805 Bypass line (I/V Gland)	3 Inch	25-FV-2805 Bypass line (I/V Gland)	Valve	Gas	0.0011 2%	0.0011 2%	11.2	0.000041	0.000984	0.0011 2%	11.2	0.000041	0.000984	Minor
		25-FV-2805 D/S drain line (I/V Gland)	"	25-FV-2805 D/S drain line (I/V Gland)	Valve	Gas	0.0013 4%	0.0013 4%	13.4	0.000046	0.001104	0.0013 4%	13.4	0.000046	0.001104	Minor
		25-MP-017A Suction line (I/V Gland)	Insula tion	25-MP-017A Suction line (I/V Gland)	Valve	Gas	0.0137 5%	0.0137 5%	137.5	0.000205	0.004921	0.0137 5%	137.5	0.000205	0.004921	Minor
		25-MP-017B Suction line (I/V Gland)	Insula tion	25-MP-017B Suction line (I/V Gland)	Valve	Gas	0.0013 6%	0.0013 6%	13.6	0.000046	0.001114	0.0013 6%	13.6	0.000046	0.001114	Minor
		25-MP-017B Discharge line (I/V Gland)	"	25-MP-017B Discharge line (I/V Gland)	Valve	Gas	0.0364 9%	0.0364 9%	364.9	0.000384	0.009208	0.0364 9%	364.9	0.000384	0.009208	Minor
		25-MP-08A Suction line (I/V Gland)	Insula tion	25-MP-08A Suction line (I/V Gland)	Valve	Gas	0.0296 7%	0.0296 7%	296.7	0.000336	0.008062	0.0296 7%	296.7	0.000336	0.008062	Minor
		25-P-015A Suction line (I/V Gland)	Insula tion	25-P-015A Suction line (I/V Gland)	Valve	Gas	0.0353 1%	0.0353 1%	353.1	0.000376	0.009015	0.0353 1%	353.1	0.000376	0.009015	Minor
		25-P-014A Discharge line (I/V Gland)	6 Inch	25-P-014A Discharge line (I/V Gland)	Valve	Gas	0.0043 2%	0.0043 2%	43.2	0.000097	0.002340	0.0043 2%	43.2	0.000097	0.002340	Minor
		25-P-014B Discharge line (I/V Gland)	6 Inch	25-P-014B Discharge line (I/V Gland)	Valve	Gas	0.0012 9%	0.0012 9%	12.9	0.000045	0.001077	0.0012 9%	12.9	0.000045	0.001077	Minor
		25-MP-016A Discharge line (I/V Gland)	"	25-MP-016A Discharge line (I/V Gland)	Valve	Gas	0.0204 3%	0.0204 3%	204.3	0.000264	0.006345	0.0204 3%	204.3	0.000264	0.006345	Minor
		25-P-018B Suction line (I/V Gland)	4 Inch	25-P-018B Suction line (I/V Gland)	Valve	Gas	0.0019 8%	0.0019 8%	19.8	0.000059	0.001418	0.0019 8%	19.8	0.000059	0.001418	Minor
4	TANK FARM AREA	Tank-1725 - Pump Suction 47-P-105A/B GBT from 1714/15/lower line 1st (I/V Gland)	4 Inch	Tank-1725 - Pump Suction 47-P-105A/B GBT from 1714/15/lower line 1st (I/V Gland)	Valve	Gas	0.0278 5%	0.0278 5%	278.5	0.000323	0.007741	0.0278 5%	278.5	0.000323	0.007741	Minor
		Tank-1726 Pump Suction line flange	"	Tank-1726 Pump Suction line flange	Flange	Gas	0.5301 %	0.5301 %	5301	0.000193	0.004631	0.5301 %	5301	0.000193	0.004631	Minor
		Tank-1726 In/Out line east side (I/V U/S Flange) south	"	Tank-1726 In/Out line east side (I/V U/S Flange) south	Flange	Gas	0.0692 %	0.0692 %	692	0.000458	0.011001	0.0692 %	692	0.000458	0.011001	Minor
		Tank-1726 In/Out line east side (Flange (Bonnet))	"	Tank-1726 In/Out line east side (Flange (Bonnet))	Flange	Gas	0.0865 2%	0.0865 2%	865.2	0.000537	0.012880	0.0865 2%	865.2	0.000537	0.012880	Minor
		Tank-1724 GBT from 1714/15 / Pump Suction 47-P-105A/B line (I/V Gland)	4 Inch	Tank-1724 GBT from 1714/15 / Pump Suction 47-P-105A/B line (I/V Gland)	Valve	Gas	0.0150 9%	0.0150 9%	150.9	0.000218	0.005223	0.0150 9%	150.9	0.000218	0.005223	Minor
		Tank-1720 In/Out lower line (I/V Gland)	"	Tank-1720 In/Out lower line (I/V Gland)	Valve	Gas	0.0672 %	0.0672 %	672	0.000568	0.013627	0.0672 %	672	0.000568	0.013627	Minor
		Tank-1716 In/Out lineUpper (I/V Gland)	8 Inch	Tank-1716 In/Out lineUpper (I/V Gland)	Valve	Gas	0.0124 9%	0.0124 9%	124.9	0.000193	0.004626	0.0124 9%	124.9	0.000193	0.004626	Minor
		Tank-1715 In/Out line / 47-P-03A/B Suction line (I/V U/S Flange)	"	Tank-1715 In/Out line / 47-P-03A/B Suction line (I/V U/S Flange)	Flange	Gas	0.0124 4%	0.0124 4%	124.4	0.000136	0.003275	0.0124 4%	124.4	0.000136	0.003275	Minor
		Tank-1715 R/D line (I/V Gland)	4 Inch	Tank-1715 R/D line (I/V Gland)	Valve	Gas	0.0219 8%	0.0219 8%	219.8	0.000277	0.006650	0.0219 8%	219.8	0.000277	0.006650	Minor
		CDU-I SRN To Tank-1721/SRN From CDU-I R/D 1st/east (I/V Gland)	4 Inch	CDU-I SRN To Tank-1721/SRN From CDU-I R/D 1st/east (I/V Gland)	Valve	Gas	0.0717 5%	0.0717 5%	717.5	0.000592	0.014212	0.0717 5%	717.5	0.000592	0.014212	Minor
		C.N Suction Tank-1713/C.N Tank-1713 Pump Suction 1st/west (I/V Gland)	4 Inch	C.N Suction Tank-1713/C.N Tank-1713 Pump Suction 1st/west (I/V Gland)	Valve	Gas	0.2011 %	0.2011 %	2011	0.001148	0.027544	0.2011 %	2011	0.001148	0.027544	Minor
		C.N R/D DCU-I-II Tank-1713 3rd/west (I/V Gland)	"	C.N R/D DCU-I-II Tank-1713 3rd/west (I/V Gland)	Valve	Gas	1.1502 %	1.1502 %	11502	0.003516	0.084382	1.1502 %	11502	0.003516	0.084382	Minor
		R.S Naph. R/D Tank-1725 1st/east(I/V Gland)	3 Inch	R.S Naph. R/D Tank-1725 1st/east(I/V Gland)	Valve	Gas	0.0115 8%	0.0115 8%	115.8	0.000184	0.004407	0.0115 8%	115.8	0.000184	0.004407	Minor
		Pump Suction Tank-1722/C.N Pump Suction Tank-1722 3rd/east (I/V Gland)	3 Inch	Pump Suction Tank-1722/C.N Pump Suction Tank-1722 3rd/east (I/V Gland)	Valve	Gas	0.0618 2%	0.0618 2%	618.2	0.000538	0.012916	0.0618 2%	618.2	0.000538	0.012916	Minor
		DCU-I-II - R/D To Tank-1722/C.N R/D From Tank-1722 line 3rd/west (I/V Gland)	"	DCU-I-II - R/D To Tank-1722/C.N R/D From Tank-1722 line 3rd/west (I/V Gland)	Valve	Gas	1.0145 %	1.0145 %	10145	0.003244	0.077848	1.0145 %	10145	0.003244	0.077848	Minor

		Tank-2603 In/Out line upper I/V (I/V Gland)	12 Inch	Tank-2603 In/Out line upper I/V (I/V Gland)	Valve	Gas	0.0084 2%	0.0084 2%	84.2	0.000150	0.003592	0.0084 2%	84.2	0.000150	0.003592	Minor
4	TANK FARM AREA	Tank-2601 IOC Pipe line 1st (I/V Gland)	10 Inch	Tank-2601 IOC Pipe line 1st (I/V Gland)	Valve	Gas	0.0069 4%	0.0069 4%	69.4	0.000132	0.003172	0.0069 4%	69.4	0.000132	0.003172	Minor
		Tank-2608 In/Out line upper (I/V Gland)	12 Inch	Tank-2608 In/Out line upper (I/V Gland)	Valve	Gas	0.0274 6%	0.0274 6%	274.6	0.000320	0.007671	0.0274 6%	274.6	0.000320	0.007671	Minor
		Tank-2608 In/Out line lower (I/V Gland)	"	Tank-2608 In/Out line lower (I/V Gland)	Valve	Gas	0.0019 8%	0.0019 8%	19.8	0.000059	0.001418	0.0019 8%	19.8	0.000059	0.001418	Minor
		MSQ Manifold-2605 E-III MS R/D From MSQ To TK-2605 line 1st/west (I/V Gland)	6 Inch	MSQ Manifold-2605 E-III MS R/D From MSQ To TK-2605 line 1st/west (I/V Gland)	Valve	Gas	0.0060 8%	0.0060 8%	60.8	0.000121	0.002914	0.0060 8%	60.8	0.000121	0.002914	Minor
		MSQ Manifold-2603 E-III MS R/D From MSQ To TK-2603 line 3rd/east (I/V Gland)	"	MSQ Manifold-2603 E-III MS R/D From MSQ To TK-2603 line 3rd/east (I/V Gland)	Valve	Gas	0.4953 %	0.4953 %	4953	0.002047	0.049129	0.4953 %	4953	0.002047	0.049129	Minor
		Manifold-2704 M/S - E-III R/D From MSQ To TK-2704 3rd/west (I/V Gland)	"	Manifold-2704 M/S - E-III R/D From MSQ To TK-2704 3rd/west (I/V Gland)	Valve	Gas	0.0319 8%	0.0319 8%	319.8	0.000352	0.008460	0.0319 8%	319.8	0.000352	0.008460	Minor
		Manifold-2704 M/S Pump Suction-2704 line 1st / east(I/V Gland)	14 Inch	Manifold-2704 M/S Pump Suction-2704 line 1st / east(I/V Gland)	Valve	Gas	0.0116 3%	0.0116 3%	116.3	0.000184	0.004419	0.0116 3%	116.3	0.000184	0.004419	Minor
		Manifold-2704 Pipe line-2704 line 1st / west(I/V Gland)	10 Inch	Manifold-2704 Pipe line-2704 line 1st / west(I/V Gland)	Valve	Gas	0.1472 %	0.1472 %	1472	0.000939	0.022544	0.1472 %	1472	0.000939	0.022544	Minor
		Manifold-2704 Pipe line-2704 line 3rd/east(I/V Gland)		Manifold-2704 Pipe line-2704 line 3rd/east(I/V Gland)	Valve	Gas	0.0167 7%	0.0167 7%	167.7	0.000233	0.005590	0.0167 7%	167.7	0.000233	0.005590	Minor
		Manifold-2704 M/S Unloding-2704 line 1st / east (I/V Gland)	3 Inch	Manifold-2704 M/S Unloding-2704 line 1st / east (I/V Gland)	Valve	Gas	0.8661 %	0.8661 %	8661	0.002930	0.070331	0.8661 %	8661	0.002930	0.070331	Minor
		Manifold-2704 M/S Unloding-2704 line 3rd/west(I/V Gland)	"	Manifold-2704 M/S Unloding-2704 line 3rd/west(I/V Gland)	Valve	Gas	0.1707 %	0.1707 %	1707	0.001033	0.024793	0.1707 %	1707	0.001033	0.024793	Minor
		Manifold-2704 M.A R/D - 2704 line 1st / east(I/V Gland)	6 Inch	Manifold-2704 M.A R/D - 2704 line 1st / east(I/V Gland)	Valve	Gas	0.0018 2%	0.0018 2%	18.2	0.000056	0.001343	0.0018 2%	18.2	0.000056	0.001343	Minor
		Manifold-2704 Jet Mixing 2704 1st/south (I/V Gland)	8 Inch	Manifold-2704 Jet Mixing 2704 1st/south (I/V Gland)	Valve	Gas	0.0273 5%	0.0273 5%	273.5	0.000319	0.007652	0.0273 5%	273.5	0.000319	0.007652	Minor
		M.A R/D line 1st/west (I/V Gland)	6 Inch	M.A R/D line 1st/west (I/V Gland)	Valve	Gas	0.0258 9%	0.0258 9%	258.9	0.000308	0.007387	0.0258 9%	258.9	0.000308	0.007387	Minor
		Jet mixing line-2604 1st/west (I/V Gland)	"	Jet mixing line-2604 1st/west (I/V Gland)	Valve	Gas	0.0353 8%	0.0353 8%	353.8	0.000376	0.009027	0.0353 8%	353.8	0.000376	0.009027	Minor
		Manifold - 2703 Pump Suction-2703 3rd/east (I/V Gland)	"	Manifold - 2703 Pump Suction-2703 3rd/east (I/V Gland)	Valve	Gas	0.622 %	0.622 %	6220	0.002369	0.056865	0.622 %	6220	0.002369	0.056865	Minor
		Manifold - 2703 GSPL-2703 1st / west (I/V Gland)	10 Inch	Manifold - 2703 GSPL-2703 1st / west (I/V Gland)	Valve	Gas	0.0017 9%	0.0017 9%	17.9	0.000055	0.001329	0.0017 9%	17.9	0.000055	0.001329	Minor
		Manifold - 2703 GSPL-2703 3rd/east (I/V Gland)	"	Manifold - 2703 GSPL-2703 3rd/east (I/V Gland)	Valve	Gas	0.0163 %	0.0163 %	163	0.000229	0.005489	0.0163 %	163	0.000229	0.005489	Minor
		Manifold - 2703 CN R/D-2703 1st /east(I/V Gland)	3 Inch	Manifold - 2703 CN R/D-2703 1st /east(I/V Gland)	Valve	Gas	0.491 %	0.491 %	4910	0.002036	0.048855	0.491 %	4910	0.002036	0.048855	Minor
		Manifold - 2703 SRN R/D-2703 1st / east(I/V Gland)	4 Inch	Manifold - 2703 SRN R/D-2703 1st / east(I/V Gland)	Valve	Gas	0.0194 3%	0.0194 3%	194.3	0.000256	0.006144	0.0194 3%	194.3	0.000256	0.006144	Minor
		Manifold - 2503 IOC Pipe line from-2503 3rd/west (I/V Gland)	"	Manifold - 2503 IOC Pipe line from-2503 3rd/west (I/V Gland)	Valve	Gas	1.39%	1.39%	13900	0.003970	0.095290	1.39%	13900	0.003970	0.095290	Minor
		Manifold-2701 EURO-IV R/D 1st / west (I/V Gland)	"	Manifold-2701 EURO-IV R/D 1st / west (I/V Gland)	Valve	Gas	0.0476 4%	0.0476 4%	476.4	0.000455	0.010927	0.0476 4%	476.4	0.000455	0.010927	Minor
		M.A R/D-2701 line 1st / west (I/V Gland)	6 Inch	M.A R/D-2701 line 1st / west (I/V Gland)	Valve	Gas	0.0069 6%	0.0069 6%	69.6	0.000132	0.003178	0.0069 6%	69.6	0.000132	0.003178	Minor
		Heavy Cokeer Na. DHDT-2701 line 1st / east (I/V D/S Flange)	"	Heavy Cokeer Na. DHDT-2701 line 1st / east (I/V D/S Flange)	Flange	Gas	0.0125 7%	0.0125 7%	125.7	0.000194	0.004645	0.0125 7%	125.7	0.000194	0.004645	Minor
		Heavy Cokeer Na. DHDT-2701 line 1st / east (I/V Flange/Bonnet)	"	Heavy Cokeer Na. DHDT-2701 line 1st / east (I/V Flange/Bonnet)	Flange	Gas	0.3582 %	0.3582 %	3582	0.000146	0.003512	0.3582 %	3582	0.000146	0.003512	Minor
		SRN R/D - 2701 line 1st / east (I/V Gland)	4 Inch	SRN R/D - 2701 line 1st / east (I/V Gland)	Valve	Gas	0.0437 5%	0.0437 5%	437.5	0.000431	0.010345	0.0437 5%	437.5	0.000431	0.010345	Minor
		Pump Suction-2701 line 3rd / east (I/V Gland)	"	Pump Suction-2701 line 3rd / east (I/V Gland)	Valve	Gas	0.0620 3%	0.0620 3%	620.3	0.000539	0.012944	0.0620 3%	620.3	0.000539	0.012944	Minor
		M.S Pump Suction -2706 line 3rd / east (I/V Gland)	"	M.S Pump Suction -2706 line 3rd / east (I/V Gland)	Valve	Gas	0.1169 %	0.1169 %	1169	0.000810	0.019443	0.1169 %	1169	0.000810	0.019443	Minor
		Pipe Line -2706 line 3rd / east (I/V Gland)		Pipe Line -2706 line 3rd / east (I/V Gland)	Valve	Gas	0.0501 8%	0.0501 8%	501.8	0.000471	0.011297	0.0501 8%	501.8	0.000471	0.011297	Minor

		M.S EURO-III R/D -2706 line 3rd/west (I/V Gland)	"	M.S EURO-III R/D -2706 line 3rd/west (I/V Gland)	Valve	Gas	0.0065 2%	0.0065 2%	65.2	0.000127	0.003048		65.2	0.000127	0.003048	Minor
4	TANK FARM AREA	MTBE From 108 A/B 2706 line 3rd/west (I/V Gland)	"	MTBE From 108 A/B 2706 line 3rd/west (I/V Gland)	Valve	Gas	0.3855 %	0.3855 %	3855	0.001743	0.041827	0.3855 %	3855	0.001743	0.041827	Minor
		MTBE From 108 A/B 2706 line 3rd/west (I/V U/S Flange)	"	MTBE From 108 A/B 2706 line 3rd/west (I/V U/S Flange)	Flange	Gas	0.6825 %	0.6825 %	6825	0.000231	0.005536	0.6825 %	6825	0.000231	0.005536	Minor
		RFN R/D From CDU-I To TK-1712 (I/V Gland)	4 Inch	RFN R/D From CDU-I To TK-1712 (I/V Gland)	Valve	Gas	0.0029 8%	0.0029 8%	29.8	0.000077	0.001844	0.0029 8%	29.8	0.000077	0.001844	Minor
		RFN Suction Tk-1710 line 1st (I/V Gland)	8 Inch	RFN Suction Tk-1710 line 1st (I/V Gland)	Valve	Gas	0.0158 7%	0.0158 7%	158.7	0.000225	0.005395	0.0158 7%	158.7	0.000225	0.005395	Minor
		RFN Suction Tk-1710 line 2nd (I/V Gland)	"	RFN Suction Tk-1710 line 2nd (I/V Gland)	Valve	Gas	0.0397 %	0.0397 %	397	0.000405	0.009720	0.0397 %	397	0.000405	0.009720	Minor
		RFN From GSPL line 1st (I/V Gland)	8 Inch	RFN From GSPL line 1st (I/V Gland)	Valve	Gas	0.0247 %	0.0247 %	247	0.000299	0.007167	0.0247 %	247	0.000299	0.007167	Minor
		RFN From GSPL line 2nd (I/V Gland)	"	RFN From GSPL line 2nd (I/V Gland)	Valve	Gas	0.0055 3%	0.0055 3%	55.3	0.000114	0.002742	0.0055 3%	55.3	0.000114	0.002742	Minor
		Tank-2704 (Ground) In/Out line Upper(I/V Gland)	14 Inch	Tank-2704 (Ground) In/Out line Upper(I/V Gland)	Valve	Gas	0.0037 5%	0.0037 5%	37.5	0.000089	0.002137	0.0037 5%	37.5	0.000089	0.002137	Minor
		Tank-2704 (Ground) In/Out line lower (I/V Gland)	8 Inch	Tank-2704 (Ground) In/Out line lower (I/V Gland)	Valve	Gas	0.0078 3%	0.0078 3%	78.3	0.000143	0.003428	0.0078 3%	78.3	0.000143	0.003428	Minor
		Tank-2706 (Ground) In/Out line lower (I/V Gland)	8 Inch	Tank-2706 (Ground) In/Out line lower (I/V Gland)	Valve	Gas	0.0089 2%	0.0089 2%	89.2	0.000155	0.003727	0.0089 2%	89.2	0.000155	0.003727	Minor
		Tank-2701 (Ground) In/Out line lower (I/V Gland)	"	Tank-2701 (Ground) In/Out line lower (I/V Gland)	Valve	Gas	0.0123 9%	0.0123 9%	123.9	0.000192	0.004602	0.0123 9%	123.9	0.000192	0.004602	Minor
		HSRN R/D Tank - 1728 line 3rd/north (I/V Gland)	"	HSRN R/D Tank - 1728 line 3rd/north (I/V Gland)	Valve	Gas	0.1353 %	0.1353 %	1353	0.000890	0.021356	0.1353 %	1353	0.000890	0.021356	Minor
		HSRN R/D line 3rd/north (I/V Gland)	"	HSRN R/D line 3rd/north (I/V Gland)	Valve	Gas	1.2802 %	1.2802 %	12802	0.003766	0.090386	1.2802 %	12802	0.003766	0.090386	Minor
5	WLG	47-FV-1210 (C/V Gland)	3 Inch	47-FV-1210 (C/V Gland)	Valve	Gas	0.0202 8%	0.0202 8%	202.8	0.000263	**0.006315**	0.0202 8%	202.8	0.000263	**0.006315**	Minor
		47-FV-1210 U/S line (I/V Gland)	4 Inch	47-FV-1210 U/S line (I/V Gland)	Valve	Gas	0.0187 3%	0.0187 3%	187.3	0.000250	**0.006001**	0.0187 3%	187.3	0.000250	**0.006001**	Minor
		47-P-25B Suction line (I/V Gland)	6 Inch	47-P-25B Suction line (I/V Gland)	Valve	Gas	0.0042 8%	0.0042 8%	42.8	0.000097	**0.002326**	0.0042 8%	42.8	0.000097	**0.002326**	Minor
		47-P-25B Discharge line (I/V Gland)	3 Inch	47-P-25B Discharge line (I/V Gland)	Valve	Gas	0.0234 6%	0.0234 6%	234.6	0.000289	**0.006934**	0.0234 6%	234.6	0.000289	**0.006934**	Minor
		47-P-25B Discharge line TO M.S/ABANDONED Common line (I/V Gland)	3 Inch	47-P-25B Discharge line TO M.S/ABANDONED Common line (I/V Gland)	Valve	Gas	0.0983 9%	0.0983 9%	983.9	0.000725	**0.017406**	0.0983 9%	983.9	0.000725	**0.017406**	Minor
		47-P-25A Suction line (I/V Gland)	6 Inch	47-P-25A Suction line (I/V Gland)	Valve	Gas	0.0022 7%	0.0022 7%	22.7	0.000065	**0.001548**	0.0022 7%	22.7	0.000065	**0.001548**	Minor
		47-P-25A Discharge line (I/V Gland)	3 Inch	47-P-25A Discharge line (I/V Gland)	Valve	Gas	0.0495 %	0.0495 %	495	0.000467	**0.011199**	0.0495 %	495	0.000467	**0.011199**	Minor
		47-P-26B Dicharge line To Top Up TK-2702 line (I/V Gland)	6 Inch	47-P-26B Dicharge line To Top Up TK-2702 line (I/V Gland)	Valve	Gas	0.0482 5%	0.0482 5%	482.5	0.000459	0.011016	0.0482 5%	482.5	0.000459	0.011016	Minor
		47-P-26A Suction line (I/V Gland)	14 Inch	47-P-26A Suction line (I/V Gland)	Valve	Gas	0.0048 6%	0.0048 6%	48.6	0.000105	0.002524	0.0048 6%	48.6	0.000105	0.002524	Minor
		47-P-26A Dicharge line To Jet mixing line (I/V Gland)	8 Inch	47-P-26A Dicharge line To Jet mixing line (I/V Gland)	Valve	Gas	0.0069 2%	0.0069 2%	69.2	0.000132	0.003166	0.0069 2%	69.2	0.000132	0.003166	Minor
		BTPN-8 MS/MRN line (B/V D/S Flange)	"	BTPN-8 MS/MRN line (B/V D/S Flange)	Flange	Gas	0.0725 3%	0.0725 3%	725.3	0.000474	0.011374	0.0725 3%	725.3	0.000474	0.011374	Minor
		BTPN-12 HSD line (B/V U/S Flange)	"	BTPN-12 HSD line (B/V U/S Flange)	Flange	Gas	0.0021 6%	0.0021 6%	21.6	0.000395	0.009484	0.0021 6%	21.6	0.000395	0.009484	Minor
		BTPN-16 SRN line (B/V Gland)	"	BTPN-16 SRN line (B/V Gland)	Valve	Gas	0.0018 2%	0.0018 2%	18.2	0.000056	0.001343	0.0018 2%	18.2	0.000056	0.001343	Minor

6	CDU-II	SRN To DHDT line (I/V U/S Flange)	"	SRN To DHDT line (I/V U/S Flange)	Valve	Gas	0.0014 3%	0.0014 3%	14.3	**0.000296**	**0.007112**	0.0014 3%	14.3	**0.000296**	**0.007112**	Minor
		F.G Distribution line lower (I/V Gland)	Insulation	F.G Distribution line lower (I/V Gland)	Valve	Gas	0.0008 6%	0.0008 6%	8.6	0.000035	**0.000830**	0.0008 6%	8.6	0.000035	**0.000830**	Minor
		11-LV-1110 U/S line (I/V Gland)	2 Inch	11-LV-1110 U/S line (I/V Gland)	Valve	Gas	0.0098 3%	0.0098 3%	98.3	0.000165	**0.003967**	0.0098 3%	98.3	0.000165	**0.003967**	Minor
		11-LV-1110 Bypass line (I/V Gland)	"	11-LV-1110 Bypass line (I/V Gland)	Valve	Gas	0.0015 2%	0.0015 2%	15.2	0.000050	**0.001197**	0.0015 2%	15.2	0.000050	**0.001197**	Minor
		11-PM-05B Suction line (I/V Gland)	Insulation	11-PM-05B Suction line (I/V Gland)	Valve	Gas	0.0368 8%	0.0368 8%	368.8	0.000386	**0.009271**	0.0368 8%	368.8	0.000386	**0.009271**	Minor
		11-PM-04A Discharge line(I/V Gland)	"	11-PM-04A Discharge line(I/V Gland)	Valve	Gas	0.0404 1%	0.0404 1%	404.1	0.000410	**0.009831**	0.0404 1%	404.1	0.000410	**0.009831**	Minor
		11-LV-108 (C/V Gland)	1 Inch	11-LV-108 (C/V Gland)	Valve	Gas	0.0017 2%	0.0017 2%	17.2	0.000054	**0.001296**	0.0017 2%	17.2	0.000054	**0.001296**	Minor
		11-PM-07A Suction line (I/V Gland)	Insulation	11-PM-07A Suction line (I/V Gland)	Valve	Gas	0.0212 4%	0.0212 4%	212.4	0.000271	**0.006505**	0.0212 4%	212.4	0.000271	**0.006505**	Minor
		11-PM-07B Suction line upper / Kero -II (I/V Gland)	"	11-PM-07B Suction line upper / Kero -II (I/V Gland)	Valve	Gas	0.0270 8%	0.0270 8%	270.8	0.000317	**0.007603**	0.0270 8%	270.8	0.000317	**0.007603**	Minor
		11-PM-07B Discharge line drain (I/V Gland)	0.5 Inch	11-PM-07B Discharge line drain (I/V Gland)	Valve	Gas	0.0230 6%	0.0230 6%	230.6	0.000286	**0.006858**	0.0230 6%	230.6	0.000286	**0.006858**	Minor
		11-PM-06 Discharge line(I/V Gland)	"	11-PM-06 Discharge line(I/V Gland)	Valve	Gas	0.0483 5%	0.0483 5%	483.5	0.000460	**0.011031**	0.0483 5%	483.5	0.000460	**0.011031**	Minor
		11-PM-07C Suction line upper / Kero -II (I/V Gland)	"	11-PM-07C Suction line upper / Kero -II (I/V Gland)	Valve	Gas	0.0622 9%	0.0622 9%	622.9	0.000541	**0.012979**	0.0622 9%	622.9	0.000541	**0.012979**	Minor
		11-PM-003B Discharge line(I/V Gland)	"	11-PM-003B Discharge line(I/V Gland)	Valve	Gas	0.0013 9%	0.0013 9%	13.9	0.000047	**0.001130**	0.0013 9%	13.9	0.000047	**0.001130**	Minor
		11-PV-103 (C/V Gland)	Insulation	11-PV-103 (C/V Gland)	Valve	Gas	0.0032 6%	0.0032 6%	32.6	0.000081	**0.001953**	0.0032 6%	32.6	0.000081	**0.001953**	Minor
		11-E-009 Tube side Inlet line (I/V Gland)	Insulation	11-E-009 Tube side Inlet line (I/V Gland)	Valve	Gas	0.0181 8%	0.0181 8%	181.8	0.000245	**0.005887**	0.0181 8%	181.8	0.000245	**0.005887**	Minor
		11-E-009 Tube side Outlet line (I/V Gland)	3 Inch	11-E-009 Tube side Outlet line (I/V Gland)	Valve	Gas	0.0725 9%	0.0725 9%	725.9	0.000597	**0.014319**	0.0725 9%	725.9	0.000597	**0.014319**	Minor
		11-E-009 Tube side bypass line (I/V Gland)	3 Inch	11-E-009 Tube side bypass line (I/V Gland)	Valve	Gas	0.1514 %	0.1514 %	1514	0.000956	**0.022955**	0.1514 %	1514	0.000956	**0.022955**	Minor
		11-FV-174 To FV-134/RFN Rundown line (I/V Gland)	"	11-FV-174 To FV-134/RFN Rundown line (I/V Gland)	Valve	Gas	0.513 %	0.513 %	5130	0.002094	**0.050249**	0.513 %	5130	0.002094	**0.050249**	Minor
		11-FV-134 U/S line (I/V Gland)	2 Inch	11-FV-134 U/S line (I/V Gland)	Valve	Gas	0.0026 2%	0.0026 2%	26.2	0.000071	**0.001697**	0.0026 2%	26.2	0.000071	**0.001697**	Minor
		11-LV-109 (C/V Gland)	2 Inch	11-LV-109 (C/V Gland)	Valve	Gas	0.4603 %	0.4603 %	4603	0.001953	**0.046871**	0.4603 %	4603	0.001953	**0.046871**	Minor
		11-FV-122 U/S line (I/V Gland)	Insulation	11-FV-122 U/S line (I/V Gland)	Valve	Gas	0.0120 2%	0.0120 2%	120.2	0.000188	**0.004514**	0.0120 2%	120.2	0.000188	**0.004514**	Minor
		11-FV-131 U/S line (I/V Gland)	4 Inch	11-FV-131 U/S line (I/V Gland)	Valve	Gas	0.0077 4%	0.0077 4%	77.4	0.000142	**0.003403**	0.0077 4%	77.4	0.000142	**0.003403**	Minor
		11-E-014A Outlet line (I/V Gland)	14 Inch	11-E-014A Outlet line (I/V Gland)	Valve	Gas	0.0159 3%	0.0159 3%	159.3	0.000225	**0.005408**	0.0159 3%	159.3	0.000225	**0.005408**	Minor
		11-PSV-9201B U/S line (I/V Gland)	"	11-PSV-9201B U/S line (I/V Gland)	Valve	Gas	0.0297 3%	0.0297 3%	297.3	0.000336	0.008073	0.0297 3%	297.3	0.000336	0.008073	Minor
		11-PSV-9201A/B Common Bypass line lower (I/V Gland)	"	11-PSV-9201A/B Common Bypass line lower (I/V Gland)	Valve	Gas	0.0095 5%	0.0095 5%	95.5	0.000162	0.003894	0.0095 5%	95.5	0.000162	0.003894	Minor
		11-PSV-9102A U/S line (I/V Gland)	"	11-PSV-9102A U/S line (I/V Gland)	Valve	Gas	0.0432 7%	0.0432 7%	432.7	0.000428	0.010272	0.0432 7%	432.7	0.000428	0.010272	Minor
		11-PSV-9102A/B Common Bypass line lower (I/V Gland)	"	11-PSV-9102A/B Common Bypass line lower (I/V Gland)	Valve	Gas	0.0154 3%	0.0154 3%	154.3	0.000221	0.005299	0.0154 3%	154.3	0.000221	0.005299	Minor

7	CPP	Control valve (C/V Gland)	10 Inch	Control valve (C/V Gland)	Valve	Gas	0.0318 7%	0.0318 7%	318.7	0.000352	0.008441	0.0318 7%	318.7	0.000352	0.008441	Minor
		Control valve U/S line (I/V Gland)	"	Control valve U/S line (I/V Gland)	Valve	Gas	0.0012 9%	0.0012 9%	12.9	0.000045	0.001077	0.0012 9%	12.9	0.000045	0.001077	Minor
		GBTV-2A (C/V Gland)	4 Inch	GBTV-2A (C/V Gland)	Valve	Gas	0.0019 5%	0.0019 5%	19.5	0.000059	0.001404	0.0019 5%	19.5	0.000059	0.001404	Minor
		GBTV-4B (C/V Gland)	"	GBTV-4B (C/V Gland)	Valve	Gas	0.0086 2%	0.0086 2%	86.2	0.000152	0.003646	0.0086 2%	86.2	0.000152	0.003646	Minor
		GB TV-4 A/B Main line / BURNER 4 I/V (I/V Gland)	3 Inch	GB TV-4 A/B Main line / BURNER 4 I/V (I/V Gland)	Valve	Gas	0.0157 8%	0.0157 8%	157.8	0.000224	0.005375	0.0157 8%	157.8	0.000224	0.005375	Minor
		02-FCV-05 U/S line (I/V Gland)	"	02-FCV-05 U/S line (I/V Gland)	Valve	Gas	0.4377 %	0.4377 %	4377	0.001891	0.045380	0.4377 %	4377	0.001891	0.045380	Minor
		GBTV-1B (C/V Gland)	"	GBTV-1B (C/V Gland)	Valve	Gas	0.0027 3%	0.0027 3%	27.3	0.000073	0.001743	0.0027 3%	27.3	0.000073	0.001743	Minor
		GBTV-4A (C/V Gland)	4 Inch	GBTV-4A (C/V Gland)	Valve	Gas	0.0043 2%	0.0043 2%	43.2	0.000097	0.002340	0.0043 2%	43.2	0.000097	0.002340	Minor
		GBTV-3A (C/V Gland)	4 Inch	GBTV-3A (C/V Gland)	Valve	Gas	0.0139 8%	0.0139 8%	139.8	0.000207	0.004973	0.0139 8%	139.8	0.000207	0.004973	Minor
		GBTV-3B (C/V Gland)	"	GBTV-3B (C/V Gland)	Valve	Gas	0.0179 6%	0.0179 6%	179.6	0.000243	0.005841	0.0179 6%	179.6	0.000243	0.005841	Minor
8	DHDT	Stabilized Naphtha line lower (I/V Gland)	4 Inch	Stabilized Naphtha line lower (I/V Gland)	Valve	Gas	0.0572 4%	0.0572 4%	572.4	0.000512	0.012293	0.0572 4%	572.4	0.000512	0.012293	Minor
		Stab. Up Naphtha from tank line lower(I/V Gland)	2 Inch	Stab. Up Naphtha from tank line lower(I/V Gland)	Valve	Gas	0.0088 7%	0.0088 7%	88.7	0.000155	0.003714	0.0088 7%	88.7	0.000155	0.003714	Minor
		Stab. Up Naphtha from tank line lower(I/V U/S Flange)	"	Stab. Up Naphtha from tank line lower(I/V U/S Flange)	Flange	Gas	0.0462 8%	0.0462 8%	462.8	0.000345	0.008281	0.0462 8%	462.8	0.000345	0.008281	Minor
		Stab. Up Naphtha from tank line upper(I/V Gland)	"	Stab. Up Naphtha from tank line upper(I/V Gland)	Valve	Gas	1.2309 %	1.2309 %	12309	0.003672	0.088136	1.2309 %	12309	0.003672	0.088136	Minor
		81-F 001 FG Burner no.2 (A/V Gland)	"	81-F 001 FG Burner no.2 (A/V Gland)	Valve	Gas	0.0038 6%	0.0038 6%	38.6	0.000091	0.002177	0.0038 6%	38.6	0.000091	0.002177	Minor
9	HGU	SR.Naptha from tank line 2nd (I/V Gland)	3 Inch	SR.Naptha from tank line 2nd (I/V Gland)	Valve	Gas	0.0037 4%	0.0037 4%	37.4	0.00009	0.00213	0.0037 4%	37.4	0.00009	0.00213	Minor
		82-P-005A Suction line (I/V Gland)	2 Inch	82-P-005A Suction line (I/V Gland)	Valve	Gas	0.0010 8%	0.0010 8%	10.8	0.00004	0.00096	0.0010 8%	10.8	0.00004	0.00096	Minor
		82-P-005A Discharge line drain (End Flange)	"	82-P-005A Discharge line drain (End Flange)	Flange	Gas	0.0018 5%	0.0018 5%	18.5	0.00036	0.00853	0.0018 5%	18.5	0.00036	0.00853	Minor
		82-P-001B Dicharge line(I/V U/S Flange)	"	82-P-001B Dicharge line(I/V U/S Flange)	Flange	Gas	0.0058 2%	0.0058 2%	58.2	0.00080	0.01923	0.0058 2%	58.2	0.00080	0.01923	Minor
		82-PV-2308 (C/V Gland)	1 Inch	82-PV-2308 (C/V Gland)	Valve	Gas	0.0152 3%	0.0152 3%	152.3	0.00022	0.00525	0.0152 3%	152.3	0.00022	0.00525	Minor
		82-R-02A Outlet line 1st (I/V Gland)	Insulation	82-R-02A Outlet line 1st (I/V Gland)	Valve	Gas	0.0156 4%	0.0156 4%	156.4	0.00022	0.00534	0.0156 4%	156.4	0.00022	0.00534	Minor
		82-R-02A Outlet line 2nd (I/V Gland)	Insulation	82-R-02A Outlet line 2nd (I/V Gland)	Valve	Gas	0.0102 7%	0.0102 7%	102.7	0.00017	0.00408	0.0102 7%	102.7	0.00017	0.00408	Minor
		82-R-02A Ledleg line lower (I/V Gland)	Insulation	82-R-02A Ledleg line lower (I/V Gland)	Valve	Gas	0.0767 %	0.0767 %	767	0.00062	0.01483	0.0767 %	767	0.00062	0.01483	Minor
		82-R-02B Outlet line 2nd (I/V Gland)	Insulation	82-R-02B Outlet line 2nd (I/V Gland)	Valve	Gas	0.2918 %	0.2918 %	2918	0.00146	0.03498	0.2918 %	2918	0.00146	0.03498	Minor
		82-R-02B Ledleg line upper (I/V Gland)	Insulation	82-R-02B Ledleg line upper (I/V Gland)	Valve	Gas	0.0145 3%	0.0145 3%	145.3	0.00021	0.00510	0.0145 3%	145.3	0.00021	0.00510	Minor
		82-R-02B Ledleg line lower(I/V Gland)	Insulation	82-R-02B Ledleg line lower(I/V Gland)	Valve	Gas	0.8874 %	0.8874 %	8874	0.00298	0.07144	0.8874 %	8874	0.00298	0.07144	Minor
10	PRİM E-G	102-PM-03A Suction line (I/V Gland)	4 Inch	102-PM-03A Suction line (I/V Gland)	Valve	Gas	0.0168 8%	0.0168 8%	168.8	0.00023	0.00561	0.0168 8%	168.8	0.00023	0.00561	Minor
		102-PM-02B Suction line (I/V D/S Flange)	"	102-PM-02B Suction line (I/V D/S Flange)	Flange	Gas	0.0019 3%	0.0019 3%	19.3	0.00037	0.00879	0.0019 3%	19.3	0.00037	0.00879	Minor
		102-PM-02A Discharge line (I/V U/S Flange)	"	102-PM-02A Discharge line (I/V U/S Flange)	Flange	Gas	0.0039 5%	0.0039 5%	39.5	0.00061	0.01457	0.0039 5%	39.5	0.00061	0.01457	Minor
		Near 102-PDV-4503 Fuel Gas From V-0021 line (I/V Gland)	Insulation	Near 102-PDV-4503 Fuel Gas From V-0021 line (I/V Gland)	Valve	Gas	0.0152 2%	0.0152 2%	152.2	0.00022	0.00525	0.0152 2%	152.2	0.00022	0.00525	Minor

10	PRIME-G	Near FV-1709 P-004/005 Discharge To E-006A line 1st /lower (I/V Gland)	"	Near FV-1709 P-004/005 Discharge To E-006A line 1st /lower (I/V Gland)	Valve	Gas	0.00168%	0.00168%	16.8	0.00005	0.00128	0.00168%	16.8	0.00005	0.00128	Minor
		Near FV-1709 P-004/005 Discharge To E-006A line 2nd /upper (I/V Gland)	"	Near FV-1709 P-004/005 Discharge To E-006A line 2nd /upper (I/V Gland)	Valve	Gas	0.8426%	0.8426%	8426	0.00288	0.06910	0.8426%	8426	0.00288	0.06910	Minor
		102-PV-1701 To K-002A/B line lower (I/V Gland)	"	102-PV-1701 To K-002A/B line lower (I/V Gland)	Valve	Gas	0.00408%	0.00408%	40.8	0.00009	0.00226	0.00408%	40.8	0.00009	0.00226	Minor
11	INDMAX-FCC	101-FV-6103 (C/V Gland)	2 Inch	101-FV-6103 (C/V Gland)	Valve	Gas	0.00198%	0.00198%	19.8	0.00006	0.00142	0.00198%	19.8	0.00006	0.00142	Minor
		101-FV-6101 (C/V Gland)	1.5 Inch	101-FV-6101 (C/V Gland)	Valve	Gas	0.00152%	0.00152%	15.2	0.00005	0.00120	0.00152%	15.2	0.00005	0.00120	Minor
		101-FV-6101 D/S line (I/V Gland)	"	101-FV-6101 D/S line (I/V Gland)	Valve	Gas	0.00682%	0.00682%	68.2	0.00013	0.00314	0.00682%	68.2	0.00013	0.00314	Minor
		101-FV-6001 (C/V D/S Flange)	"	101-FV-6001 (C/V D/S Flange)	Flange	Gas	0.02247%	0.02247%	224.7	0.00021	0.00497	0.02247%	224.7	0.00021	0.00497	Minor
		101-PM-021A Discharge line (I/V Gland)	6 Inch	101-PM-021A Discharge line (I/V Gland)	Valve	Gas	0.0961%	0.0961%	961	0.00071	0.01715	0.0961%	961	0.00071	0.01715	Minor
		101-PM-021B Suction line (I/V Gland)	8 Inch	101-PM-021B Suction line (I/V Gland)	Valve	Gas	0.00625%	0.00625%	62.5	0.00012	0.00297	0.00625%	62.5	0.00012	0.00297	Minor
		101-PM-021B Discharge line (I/V U/S Flange)	"	101-PM-021B Discharge line (I/V U/S Flange)	Flange	Gas	0.00459%	0.00459%	45.9	0.00068	0.01620	0.00459%	45.9	0.00068	0.01620	Minor
		101-FV-5802 U/S line(I/V Gland)	"	101-FV-5802 U/S line(I/V Gland)	Valve	Gas	0.00182%	0.00182%	18.2	0.00006	0.00134	0.00182%	18.2	0.00006	0.00134	Minor
		101-PM-017A Suction line (I/V Gland)	6 Inch	101-PM-017A Suction line (I/V Gland)	Valve	Gas	0.00228%	0.00228%	22.8	0.00006	0.00155	0.00228%	22.8	0.00006	0.00155	Minor
		101-PM-020A Discharge line (I/V Gland)	6 Inch	101-PM-020A Discharge line (I/V Gland)	Valve	Gas	0.05788%	0.05788%	578.8	0.00052	0.01238	0.05788%	578.8	0.00052	0.01238	Minor
		101-PM-020B Suction line (I/V Gland)	8 Inch	101-PM-020B Suction line (I/V Gland)	Valve	Gas	0.00852%	0.00852%	85.2	0.00015	0.00362	0.00852%	85.2	0.00015	0.00362	Minor
		101-PM-020B Discharge line (I/V Gland)	6 Inch	101-PM-020B Discharge line (I/V Gland)	Valve	Gas	0.00436%	0.00436%	43.6	0.00010	0.00235	0.00436%	43.6	0.00010	0.00235	Minor
12	GTU	**94-PV-2142A (C/V Gland)**	**79**	**94-PV-2142A (C/V Gland)**	**Flange**	Gas	0.00428%	0.00428%	42.8	**0.0006425**	**0.01542**	0.00428%	42.8	**0.0006425**	**0.01542**	Minor
		94-PV-2231A Bypass line (I/V Gland)	**111**	**94-PV-2231A Bypass line (I/V Gland)**	**Valve**	Gas	0.00841%	0.00841%	84.1	0.000150	**0.0035888**	0.00841%	84.1	0.000150	**0.0035888**	Minor
		PV-4501 (C/V Gland)	**201**	**PV-4501 (C/V Gland)**	**Valve**	Gas	0.00369%	0.00369%	36.9	0.000088	**0.0021148**	0.00369%	36.9	0.000088	**0.0021148**	Minor
		West Side PV-4501 (C/V Gland)	**214**	**West Side PV-4501 (C/V Gland)**	**Valve**	Gas	0.01836%	0.01836%	183.6	0.000247	**0.0059243**	0.01836%	183.6	0.000247	**0.0059243**	Minor

1.0 INTRODUCTION

The petroleum refinery industry has successfully reduced its emissions of non-methane volatile organic compounds (NMVOC), one of the precursors to surface level ozone formation, by focusing on reduced venting, vapour recovery and better storage controls. In order make further reductions, the industry is now focusing its efforts on the control of fugitive emissions (leaks)1 which can contribute up to one third of the remaining site NMVOC emissions. Fugitive emissions are generated at plant components which are supposed to be leak-tight (like pump or compressor seals, valve packing, flanges, sample points, etc.). Whilst a typical site would have 50,000+ such components, only a few of these contribute to the bulk of fugitive emissions. Identifying these few leaks for repair is difficult and time consuming, as they are spread out over the entire site, including hard to access locations.

Methodologies are currently available to detect leaking equipment in so-called LDAR (Leak Detection and Repair) programs:

Method 21 uses a hydrocarbon ionisation detector; this methodology was developed by the US-EPA and was the first historically. It is a widely accepted method, key elements of which are adopted in the European Standard EN 15446:2008.

A fugitive emission monitoring project is typically conducted in following phases:

2.0 About LDAR: Leak Detection and Repair (LDAR) is a program implemented to comply with environmental regulations for reducing the fugitive emissions of targeted chemicals into the environment. Several standards such as *Maximum Achievable Control Technology* (MACT) standards, *New Source Performance Standards* (NSPS), *National Emissions Standards for Hazardous Air Pollutants* (NESHAP) and Central Pollution Control Board (CPCB) require the monitoring and reporting of these fugitive emissions from process equipment.

Process components of about 10000 points are monitored as LDAR and cover all the components in the process plant.

A typical chemical unit can emit some tons per year of VOCs from leaking equipment, such as valves, connectors, pumps, sampling connections, compressors, pressure relief devices and open-ended lines.

The environmental regulations are prescribed LDAR programs as a means of reducing emissions have very specific standards and applied to a monitoring and repair program. The LDAR study included the following protocols:

- Chemical streams that must be monitored
- Types of components (pumps, valves, connectors, etc.) to be monitored
- Measured concentration in PPM that indicates a leak
- Frequency of monitoring
- Method of monitoring
- Actions to be taken if a leak is discovered
- Length of time in which an initial attempt to repair the leak must be performed
- Length of time in which an effective repair of the leak must be made
- Actions that must be taken if a leak cannot be repaired within guidelines
- Record-keeping and reporting requirements

VOCs are contributed to the formation of ground level ozone. Many of the areas where Refineries are located do not meet the NAAQ standards for ozone. Ozone can be transported in the atmosphere and contribute to nonattainment in downwind areas.

Affected Sources: Each pump, compressor, pressure relief device, sampling connection system, open-ended valve or line, flange and connector that contains or contacts a fluid or gas. that is exceeding more than 5000ppm of pump and compressor seals and 3000 ppm other components is an affected source.

Equipment Leak: A leak is defined as greater than or equal to 3,000 & 5000 ppmv as methane, for organic compounds, as determined by EPA Reference Method 21. Most of the emissions are from valves and connectors because these are most prevalent components and can number in the thousands. The major cause of emissions from valves and connectors is seal or gasket failure due to normal wear or improper maintenance. More than 90% of emissions from the leaking equipment with valves are being the most significant source. The open-ended lines and sampling connections account for as much as 5 – 10% of total VOC emissions from equipment leaks.

Minimum Requirements for an Acceptable Organic LDAR Program:

- Each affected source is screened initially using Method 21. Sources that are unsafe to monitor is not screened, but documentation is provided to substantiate the unsafe nature.
- Monthly visual inspections has to be performed by industry on each affected source for signs of leakage (e.g. dripping liquid, spraying, misting, clouding, ice formation, distinctive odors, etc.).
- Monitoring of each affected source is to be conducting quarterly using Method 21.

All potential leak points associated with a component must be identified and screened for leaks. The detected leaks by Method 21 test was tagged and repaired. The leak sources are measured after repair and the same is recorded.

3.0 METHODOLOGY OF THE STUDY:

EPA has found significant widespread noncompliance with Leak Detection and Repair regulations and more specifically noncompliance with Method 21 requirements.

Step 1: Preparation of LDAR project

-Information exchange meeting
- Project introduction
- Project scooping
- Coding & naming conventions
- Prepare technical information (medium, stream, drawings, …)
- Stream composition
- YTD production time per stream
- Leak definition, repair definition and tag definition per stream
- Detection equipment to use

Step 2: Database preparation:

- Build site structure (unit - sections - drawings - streams)
- Prepare Basic data
- Prepare Customer data

Step 3: Source inventory:

- Project kick-off meeting
- Safety training
- Site visit
- Define monitoring routes
- Start inventory program
- Prepare monitoring phase

Step 4: Unit monitoring phase

- Prepare detection devices and gather relevant information
- Start monitoring program
- Regular status meetings
- Database update

Step 5: First repair attempt

- Prepare tightening lists (sources with leak-rate > repair definition)
- Guide mechanical/operator to leaking sources
- Perform on-line reparation
- Re-monitoring after repair attempt

Step 6: Reporting

- Consolidate all gathered data
- Prepare lessons learned
- Create LDAR report

- Detail list of all leaking sources
- Repair orders
- Equipment overview per EPA source
- Top leakers (in costs and losses)
- Sort on most leaking equipment (EPA sources)

Sampling Methodology:

Initial Screening: Screening tests must be conducted initially and include:

1. The type of affected source (e.g. pump, compressor, etc.).
2. Site specific ID of each affected source.
3. Date of the Method 21 test.
4. Type of Method 21 detector.
5. Calibration results of Method 21 detector.
6. Screening results in ppmv.

4.0 Volatile Organic Compounds (VOCs)

4.1. VOC Definition

To this study the term VOC is defined as "all products of which at least 20% m/m has a vapour pressure higher than 0.3 kPa at 20°C. For the petroleum industry this includes all light products and excludes kerosene and all higher (i.e., heavier) products".

The streams concerned in these studies do not contain methane so strictly the study addresses non-methane volatile hydrocarbons (NMVOC).

4.1.1. Diffuse VOC Emissions

Diffuse VOC emission is defined by the Best Available Technique Reference Document for the Refining of Mineral Oil and Gas (REF BREF) to be:

"Non-channelled VOC emissions that are not released via specific emission points such as stacks. They can result from 'area' sources (e.g., tanks) or 'point' sources (e.g., pipe flanges)"

"Diffuse VOC emissions are emissions arising from direct contact of gaseous or liquid volatile organic compounds with the environment (atmosphere, under normal operating circumstances). These can result from:

- Inherent design of the equipment (e.g., uncovered oil/water separators);

- Operating conditions (e.g.,non collected vent of a fixed roof tank during loading); or fugitive emission caused by an undesired gradual loss of tightness from a piece of equipment and a resulting leak. Fugitive emissions are a subset of diffuse emission."

The focus of this report is on comparing two detection methods for fugitive emissions from point sources which typically make up between 20-50% of the overall refinery diffuse emissions. Emissions from point sources include leaks from components which are not fully sealed: pipe flanges, valve stems, pump and compressor seals, etc.

5.0 Leak Detection and Quantification Methods

5.1 Leak Detection and Leak Quantification

When discussing the monitoring and reporting of VOC emissions, three different purposes have to be taken into account: leak detection, identification and quantification. For the point sources considered in this report detection and identification are synonymous.

- Leak detection/identification: VOC instruments can be used for the VOC leak detection: e.g. flame ionisation detector. The number of leaks and a leak indication (e.g., measured concentration (screening) value) are recorded.
- Leak quantification is the estimate of the number of VOCs emitted (i.e., t/a) for reporting and tracking purposes.

Leak Detection and Repair (LDAR) programmes have been put in place across Indian/European refineries in order to detect and reduce the VOC fugitive emissions. Although the main purpose of an LDAR program is to decrease VOC emission, leak quantification was added for reporting purposes and for tracking the long term progress.

5.2 Leak Detection Methods

Methodology is currently available to detect the emissions from leaking equipment:

Methodologies Based onSniffing: the detection is done by drawing an air sample past a hydrocarbon ionisation detector to detect the VOC concentration in the vicinity of the leak source (called screening value). This methodology was first developed by the US Environmental Protection Agency (EPA) and is referred to as "Method 21".

The European LDAR Standard EN 15446:2008 is a modified version of Method 21 where the frequency of the surveys and the leak repair threshold are not fixed but can be adapted based on analysis of the previous survey.

5.2.1 Sniffing Detection Instruments

Many different types of Sniffing analysers can be used to detect fugitive VOC emissions. The most common types are photo-ionization detectors (PID).

5.2.2 Photo-Ionisation Detectors

Ionization detectors operate by ionizing the gas sample and then measuring the charge (number of ions) produced. PIDs use ultraviolet light. The response of a PID can vary significantly with double bonded compounds. Therefore the PID is most commonly used in refinery LDAR surveys. PID analysers have to be calibrated for a hydrocarbon concentration of 100 PPM.

The Nitya Laboratories using the Honeywell International PV Make and model no.Mini RAE 3000^{+} having the range between 0.1 PPM to 15000 PPM.

5.3 Leak Quantification/Estimation Methods

Leak Emission Estimation Based ontheSniffing Techniques

The Sniffing technique involves placing a detecting instrument probe close to the surface of a piece of process equipment where there is the potential for a leak (e.g., at flange seal). The VOC concentration of the leak is measured by moving the probe along the surface. The maximum instrument reading in ppm is recorded. This is referred to as the "screening value". A record is also made of the type of equipment device (valve, flange, pump seal etc.). A leak is considered to occur when the screening value measured is above a given concentration (e.g., 15,000 ppmv). The leak definition criterion can vary from one site to another and is usually set in the environmental permit. Above that given concentration threshold, the equipment is identified as leaking and must be repaired. Components which give screening values below the leak definition are considered as non-leakers and repairs are not required.

This detection method requires every potential leaking point included in the database (a listing of all sources) to be surveyed and therefore this procedure is very expensive and labour-intensive.

The equipment to be monitored by Sniffing is listed in a database and is restricted to:

- Accessible points (e.g., not under insulation, able to be reached without scaffolding).

- The lines containing a light hydrocarbon (20% of the fluid m/m has a vapour pressure higher than 0.3 kPa at 20°C).

Standards for Equipment Leaks

(1) Approach: Approach for controlling fugitive emissions from equipment leaks shall have proper selection, installation and maintenance of non-leaking or leak-tight equipment. Following initial testing after commissioning, the monitoring for leak detection is to be carried out as a permanent on-going Leak Detection and Repair (LDAR) programme. Finally detected leaks are to be repaired within an allowable timeframe.

(2) Components to be Covered: Components that shall be covered under LDAR program include (i) Block valves; (ii) Control valves; (iii)Pump seals;(iv)Compressor seals;(v)Pressure relief valves; (vi) Flanges – Heat Exchangers; (vii) Flanges – Piping; (viii) Connectors – Piping; (ix) Open ended lines; and (x) Sampling connections, Equipment and line sizes more than 1.875 cm or ¾ inch are to be covered.

(3) Applicability: LDAR programme would be applicable to components (given at 2 above) for following products/compounds: (i) hydrocarbon gases; (ii) Light liquid with vapour pressure @ 20°C > 1.0 kPa; and (iii) Heavy liquid with vapour pressure @ 20° C between 0.3 to 1.0 kPa.

(4) While LDAR will not be applicable for heavy liquids with vapour pressure < 0.3 kPa, it will be desirable to check for liquid dripping as indication of leak.

(5) Definition of leak: A leak is defined as the detection of VOC concentration more than the values (in ppm) specified below at the emission source using a hydrocarbon analyzer according to measurement protocol (US EPA – 453/R-95-017, 1995 Protocol for equipment leak emission estimates may be referred to:

Component	General Hydrocarbon (ppm)		Benzene (ppm)	
	Till 31st Dec. 2008	w.e.f. January 01, 2009	Till 31st Dec., 2008	w.e.f January 01, 2009
Pump/Compressor	10000	5000	3000	2000
Valves/Flanges	10000	3000	2000	1000
Other components	10000	3000	2000	1000

(6) In addition, any component observed to be leaking by sight, sound, or smell, regardless of concentration (liquid dripping, visible vapor leak) or presence of bubbles using soap solution should be consideredas leak.

(7) Monitoring Requirements and Repair Schedule: Following frequency of monitoring of leaks and schedule for repair of leaks shall be followed:

(8) The percentage leaking components should not be more than 2% for any group of components monitored excluding pumps/compressors. In the case of pumps/compressors it should be less than 10% of the total number of pumps/compressors or three pumps and compressors, whichever isgreater.

(9) Emission inventory: Refinery shall prepare on inventory of equipment components in the plant. After the instrumental measurement of leaks, emission from the components will be calculated using stratified emission factor (USEPA) or any other superior factors. The total fugitive emission will be established.

Component	Frequency of monitoring	Repair schedule
	Quarterly (semiannual after two consecutive periods with <2% leaks and annualafter 5 periods with < 2% leaks)	Repair will be started within 5 working days and shall be completed within 15 working days after detection of leak for general hydrocarbons. In case of benzene, the leak shall be attended immediately forrepair.
Pump seals	Quarterly	
Compressor seals	Quarterly	
Pressure relief devices	Quarterly	
Pressure relief devices (after venting)	Within 24 hours	
Heat Exchangers	Quarterly	
Process drains	Annually	
Components that are difficult to monitor	Annually	
Pump seals with visible liquid dripping	Immediately	Immediately
Any component with visible leaks	Immediately	Immediately
Any component after repair/ replacement	Within five days	-

(10) Monitoring following types of monitoring methods may be judiciously employed for detection of leaks: (i) instrumental method of measurement of leaks; (ii) Audio, visual and olfactory (AVO) leak detection; and (iii) Soap bubblemethod.

(11) Data on time of measurement and concentration value for leak detection; time of repair of leak; and time of measurement & concentration value after repair of leak should be documented for all the components.

(12) Pressure relief and blow down systems should discharge to a vapor collection and recovery system or to flare.

(13) Open-ended lines should be closed by a blind flange or plugged.

(14) A totally closed loop should be used in all routine samples.

(15) Low emission packing should be used for valves.

(16) High integrity sealing materials should be used for flanges.

Sr.No.	Date	Location	Tag No.	Line Size	Componenet Type	Screening Value (PPM) before Repair	Emission Kg/Hr	Emission Kg/day	Screening Value (PPM) afterRepair	Emission Kg/Hr	Emission Kg/day
DCU-II											
1	20-01-2026	LPG To Storage line lower (I/V Gland)	1	2 Inch	Valve	0	0	0	0	0	0
2	20-01-2026	LPG To Storage line lower (I/V U/S Flange)	2	"	Flange	0	0	0	0	0	0
3	20-01-2026	LPG To Storage line lower (I/V D/S Flange)	3	"	Flange	0	0	0	0	0	0
4	20-01-2026	LPG To Storage line lower (I/V Flange/Bonnet)	4	"	Flange	0	0	0	0	0	0
5	20-01-2026	LPG To Storage line upper (I/V Gland)	5	"	Valve	0	0	0	0	0	0
6	20-01-2026	LPG To Storage line upper (I/V U/S Flange)	6	"	Flange	0	0	0	0	0	0
7	20-01-2026	LPG To Storage line upper (I/V D/S Flange)	7	"	Flange	0	0	0	0	0	0
8	20-01-2026	LPG To Storage line upper (I/V Flange/Bonnet)	8		Flange	0	0	0	0	0	0
9	20-01-2026	Fuel Gas To Unit line 1st/lower (I/V Gland)	9	Insulation	Valve	0	0	0	0	0	0
10	20-01-2026	Fuel Gas To Unit line 2nd/Upper (I/V Gland)	10	6 Inch	Valve	0	0	0	0	0	0
11	20-01-2026	Fuel Gas To Unit line 2nd/Upper (I/V U/S Flange)	11	"	Flange	0	0	0	0	0	0
12	20-01-2026	Fuel Gas To Unit line 2nd/Upper (I/V D/S Flange)	12	"	Flange	0	0	0	0	0	0
13	20-01-2026	Fuel Gas To Unit line 2nd/Upper (I/V Flange/Bonnet)	13	"	Flange	0	0	0	0	0	0
14	20-01-2026	Fuel Gas From C-151 To DCU-I AAU line 1st/Upper (I/V Gland)	14	6 Inch	Valve	0	0	0	0	0	0
15	20-01-2026	Fuel Gas From C-151 To DCU-I AAU line 1st/Upper (I/V U/S Flange)	15	"	Flange	0	0	0	0	0	0
16	20-01-2026	Fuel Gas From C-151 To DCU-I AAU line 1st/Upper (I/V D/S Flange)	16	"	Flange	0	0	0	0	0	0
17	20-01-2026	Fuel Gas From C-151 To DCU-I AAU line 1st/Upper (I/V Flange/Bonnet)	17	"	Flange	0	0	0	0	0	0
18	20-01-2026	Fuel Gas From C-151 To DCU-I AAU line 2nd/lower (I/V Gland)	18	"	Valve	0	0	0	0	0	0
19	20-01-2026	Fuel Gas From C-151 To DCU-I AAU line 2nd/lower (I/V U/S Flange)	19	"	Flange	0	0	0	0	0	0
20	20-01-2026	Fuel Gas From C-151 To DCU-I AAU line 2nd/lower (I/V D/S Flange)	20	"	Flange	0	0	0	0	0	0
21	20-01-2026	Fuel Gas From C-151 To DCU-I AAU line 2nd/lower (I/V Flange/Bonnet)	21	"	Flange	0	0	0	0	0	0
22	20-01-2026	Fuel Gas From C-151 To DCU-I AAU line (I/V Gland)	22	0.5 Inch	Valve	0	0	0	0	0	0
23	20-01-2026	Fuel Gas From C-151 To DCU-I AAU line (I/V Flange/Bonnet)	23	"	Flange	0	0	0	0	0	0
24	20-01-2026	Fuel Gas From C-151 To DCU-I AAU line (End Flange)	24	"	Flange	0	0	0	0	0	0
25	20-01-2026	Coker Naptha line upper (I/V Gland)	25	2 Inch	Valve	0	0	0	0	0	0
26	20-01-2026	Coker Naptha line upper (I/V U/S Flange)	26	"	Flange	0	0	0	0	0	0
27	20-01-2026	Coker Naptha line upper (I/V D/S Flange)	27	"	Flange	0	0	0	0	0	0
28	20-01-2026	Coker Naptha line upper (I/V Flange/Bonnet)	28	"	Flange	0	0	0	0	0	0
29	20-01-2026	Coker Naptha line lower (I/V Gland)	29	2 Inch	Valve	0	0	0	0	0	0
30	20-01-2026	Coker Naptha line lower (I/V U/S Flange)	30	"	Flange	0	0	0	0	0	0
31	20-01-2026	Coker Naptha line lower (I/V D/S Flange)	31	"	Flange	0	0	0	0	0	0
32	20-01-2026	Coker Naptha line lower (I/V Flange/Bonnet)	32	"	Flange	0	0	0	0	0	0
33	20-01-2026	Coker Naptha line drain (I/V Gland)	33	0.5 Inch	Valve	0	0	0	0	0	0
34	20-01-2026	Coker Naptha line drain (I/V Flange/Bonnet)	34	"	Flange	0	0	0	0	0	0
35	20-01-2026	Coker Naptha line drain (End Flange)	35	"	Flange	0	0	0	0	0	0
36	20-01-2026	Coker Kero To Storage line upper (I/V Gland)	36	3 Inch	Valve	0	0	0	0	0	0
37	20-01-2026	Coker Kero To Storage line upper (I/V U/S Flange)	37	"	Flange	0	0	0	0	0	0
38	20-01-2026	Coker Kero To Storage line upper (I/V D/S Flange)	38	"	Flange	0	0	0	0	0	0
39	20-01-2026	Coker Kero To Storage line upper (I/V Flange/Bonnet)	39	"	Flange	0	0	0	0	0	0

Sr.No.	Date	Location	Tag No.	Line Size	Componenet Type	Screening Value (PPM) before Repair	Emission Kg/Hr	Emission Kg/day	Screening Value (PPM) afterRepair	Emission Kg/Hr	Emission Kg/day
40	20-01-2026	Coker Kero To Storage line lower (I/V Gland)	40	"	Valve	0	0	0	0	0	0
41	20-01-2026	Coker Kero To Storage line lower (I/V U/S Flange)	41	"	Flange	0	0	0	0	0	0
42	20-01-2026	Coker Kero To Storage line lower (I/V D/S Flange)	42	"	Flange	0	0	0	0	0	0
43	20-01-2026	Coker Kero To Storage line lower (I/V Flange/Bonnet)	43	"	Flange	0	0	0	0	0	0
44	20-01-2026	Coker Kero To Storage line drain (I/V Gland)	44	0.5 Inch	Valve	0	0	0	0	0	0
45	20-01-2026	Coker Kero To Storage line drain (I/V Flange/Bonnet)	45	"	Flange	0	0	0	0	0	0
46	20-01-2026	Coker Kero To Storage line drain (End Flange)	46	"	Flange	0	0	0	0	0	0
47	20-01-2026	Coker Kero To HSD line 1st/upper (I/V Gland)	47	3 Inch	Valve	0	0	0	0	0	0
48	20-01-2026	Coker Kero To HSD line 1st/upper (I/V U/S Flange)	48	"	Flange	0	0	0	0	0	0
49	20-01-2026	Coker Kero To HSD line 1st/upper (I/V D/S Flange)	49	"	Flange	0	0	0	0	0	0
50	20-01-2026	Coker Kero To HSD line 1st/upper (I/V Flange/Bonnet)	50	"	Flange	0	0	0	0	0	0
51	20-01-2026	Coker Kero To HSD line 2nd/lower (I/V Gland)	51	3 Inch	Valve	0	0	0	0	0	0
52	20-01-2026	Coker Kero To HSD line 2nd/lower (I/V D/S Flange)	52	"	Flange	0	0	0	0	0	0
53	20-01-2026	Coker Kero To HSD line 2nd/lower (I/V Flange/Bonnet)	53	"	Flange	0	0	0	0	0	0
54	20-01-2026	Fuel Gas From DCU-I AAU line 1st/lower (I/V Gland)	54	Insulation	Valve	48	0.000104	0.0025033732	48	0.000104	0.002503732
55	20-01-2026	Fuel Gas From DCU-I AAU line 2nd/upper (I/V Gland)	55	"	Valve	0	0	0	0	0	0
56	20-01-2026	Fuel Gas From DCU-I AAU line upper drain (I/V Gland)	56	0.5 Inch	Valve	0	0	0	0	0	0
57	20-01-2026	Fuel Gas From DCU-I AAU line upper drain (I/V Flange/Bonnet)	57	"	Flange	0	0	0	0	0	0
58	20-01-2026	Fuel Gas From DCU-I AAU line upper drain (End Flange)	58	"	Flange	0	0	0	0	0	0
59	20-01-2026	Fuel Gas From DCU-I AAU line lower drain (I/V Gland)	59	"	Valve	0	0	0	0	0	0
60	20-01-2026	Fuel Gas From DCU-I AAU line lower drain (I/V Flange/Bonnet)	60	"	Flange	0	0	0	0	0	0
61	20-01-2026	Fuel Gas From DCU-I AAU line lower drain (End Flange)	61	"	Flange	0	0	0	0	0	0
62	20-01-2026	14-PV-1311 (C/V Gland)	62	1.5 Inch	Valve	124	0.000192	0.0046044768	124	0.000192	0.004604768
63	20-01-2026	14-PV-1311 (C/V U/S Flange)	63	"	Flange	0	0	0	0	0	0
64	20-01-2026	14-PV-1311 (C/V D/S Flange)	64	"	Flange	0	0	0	0	0	0
65	20-01-2026	14-PV-1311 (C/V Flange/Bonnet)	65	"	Flange	0	0	0	0	0	0
66	20-01-2026	14-PV-1311 U/S line (I/V Gland)	66	2 Inch	Valve	0	0	0	0	0	0
67	20-01-2026	14-PV-1311 U/S line (I/V U/S Flange)	67	"	Flange	0	0	0	0	0	0
68	20-01-2026	14-PV-1311 U/S line (I/V D/S Flange)	68	"	Flange	0	0	0	0	0	0
69	20-01-2026	14-PV-1311 U/S line (I/V Flange/Bonnet)	69	"	Flange	0	0	0	0	0	0
70	20-01-2026	14-PV-1311 D/S line (I/V Gland)	70	"	Valve	33.9	0.000083	0.002002715	33.9	0.000083	0.002002715
71	20-01-2026	14-PV-1311 D/S line (I/V U/S Flange)	71	"	Flange	0	0	0	0	0	0
72	20-01-2026	14-PV-1311 D/S line (I/V D/S Flange)	72	"	Flange	0	0	0	0	0	0
73	20-01-2026	14-PV-1311 D/S line (I/V Flange/Bonnet)	73	"	Flange	0	0	0	0	0	0
74	20-01-2026	14-PV-1311 Bypass line (I/V Gland)	74	"	Valve	0	0	0	0	0	0
75	20-01-2026	14-PV-1311 Bypass line (I/V U/S Flange)	75	"	Flange	0	0	0	0	0	0
76	20-01-2026	14-PV-1311 Bypass line (I/V D/S Flange)	76	"	Flange	0	0	0	0	0	0
77	20-01-2026	14-PV-1311 Bypass line (I/V Flange/Bonnet)	77	"	Flange	0	0	0	0	0	0
78	20-01-2026	14-PV-1311 U/S drain line (I/V Gland)	78	0.5 Inch	Valve	0	0	0	0	0	0
79	20-01-2026	14-PV-1311 U/S drain line (I/V Flange/Bonnet)	79	"	Flange	0	0	0	0	0	0

Sr.No.	Date	Location	Tag No.	Line Size	Componenet Type	Screening Value (PPM) before Repair	Emission Kg/Hr	Emission Kg/day	Screening Value (PPM) afterRepair	Emission Kg/Hr	Emission Kg/day
80	20-01-2026	14-PV-1311 U/S drain line (End Flange)	80	"	Flange	0	0	0	0	0	0
81	20-01-2026	14-PV-1311 D/S drain line (I/V Gland)	81	"	Valve	0	0	0	0	0	0
82	20-01-2026	14-PV-1311 D/S drain line (I/V Flange/Bonnet)	82	"	Flange	0	0	0	0	0	0
83	20-01-2026	14-PV-1311 D/S drain line (End Flange)	83	"	Flange	0	0	0	0	0	0
84	20-01-2026	M.F.M(14-FI-1306A) (M.F.M U/S Flange)	84	1 Inch	Flange	0	0	0	0	0	0
85	20-01-2026	M.F.M(14-FI-1306A) (M.F.M D/S Flange)	85	"	Flange	0	0	0	0	0	0
86	20-01-2026	M.F.M(14-FI-1306A) U/S line (I/V Gland)	86	2 Inch	Valve	0	0	0	0	0	0
87	20-01-2026	M.F.M(14-FI-1306A) U/S line (I/V U/S Flange)	87	"	Flange	0	0	0	0	0	0
88	20-01-2026	M.F.M(14-FI-1306A) U/S line (I/V D/S Flange)	88	"	Flange	0	0	0	0	0	0
89	20-01-2026	M.F.M(14-FI-1306A) U/S line (I/V Flange/Bonnet)	89	"	Flange	0	0	0	0	0	0
90	20-01-2026	M.F.M(14-FI-1306A) D/S line (I/V Gland)	90	"	Valve	0	0	0	0	0	0
91	20-01-2026	M.F.M(14-FI-1306A) D/S line (I/V U/S Flange)	91	"	Flange	0	0	0	0	0	0
92	20-01-2026	M.F.M(14-FI-1306A) D/S line (I/V D/S Flange)	92	"	Flange	0	0	0	0	0	0
93	20-01-2026	M.F.M(14-FI-1306A) D/S line (I/V Flange/Bonnet)	93	"	Flange	0	0	0	0	0	0
94	20-01-2026	M.F.M(14-FI-1306A) Bypass line (I/V Gland)	94	"	Valve	0	0	0	0	0	0
95	20-01-2026	M.F.M(14-FI-1306A) Bypass line (I/V U/S Flange)	95	"	Flange	0	0	0	0	0	0
96	20-01-2026	M.F.M(14-FI-1306A) Bypass line (I/V D/S Flange)	96	"	Flange	0	0	0	0	0	0
97	20-01-2026	M.F.M(14-FI-1306A) Bypass line (I/V Flange/Bonnet)	97	"	Flange	0	0	0	0	0	0
98	20-01-2026	M.F.M(14-FI-1306A) U/S drain line (I/V Gland)	98	0.5 Inch	Valve	0	0	0	0	0	0
99	20-01-2026	M.F.M(14-FI-1306A) U/S drain line (I/V Flange/Bonnet)	99	"	Flange	0	0	0	0	0	0
100	20-01-2026	M.F.M(14-FI-1306A) U/S drain line (End Flange)	100	"	Flange	0	0	0	0	0	0
101	20-01-2026	M.F.M(14-FI-1306A) D/S drain line (I/V Gland)	101	"	Valve	0	0	0	0	0	0
102	20-01-2026	M.F.M(14-FI-1306A) D/S drain line (I/V Flange/Bonnet)	102	"	Flange	0	0	0	0	0	0
103	20-01-2026	M.F.M(14-FI-1306A) D/S drain line (End Flange)	103	"	Flange	0	0	0	0	0	0
104	20-01-2026	14-FV-104 (C/V Gland)	104	1.5 Inch	Valve	0	0	0	0	0	0
105	20-01-2026	14-FV-104 (C/V U/S Flange)	105	"	Flange	0	0	0	0	0	0
106	20-01-2026	14-FV-104 (C/V D/S Flange)	106	"	Flange	0	0	0	0	0	0
107	20-01-2026	14-FV-104 (C/V Flange/Bonnet)	107	"	Flange	0	0	0	0	0	0
108	20-01-2026	14-FV-104 U/S line (I/V Gland)	108	2 Inch	Valve	0	0	0	0	0	0
109	20-01-2026	14-FV-104 U/S line (I/V U/S Flange)	109	"	Flange	0	0	0	0	0	0
110	20-01-2026	14-FV-104 U/S line (I/V D/S Flange)	110	"	Flange	0	0	0	0	0	0
111	20-01-2026	14-FV-104 U/S line (I/V Flange/Bonnet)	111	"	Flange	0	0	0	0	0	0
112	20-01-2026	14-FV-104 D/S line (I/V Gland)	112	"	Valve	0	0	0	0	0	0
113	20-01-2026	14-FV-104 D/S line (I/V U/S Flange)	113	"	Flange	0	0	0	0	0	0
114	20-01-2026	14-FV-104 D/S line (I/V D/S Flange)	114	"	Flange	0	0	0	0	0	0
115	20-01-2026	14-FV-104 D/S line (I/V Flange/Bonnet)	115	"	Flange	0	0	0	0	0	0
116	20-01-2026	14-FV-104 Bypass line (I/V Gland)	116	"	Valve	0	0	0	0	0	0
117	20-01-2026	14-FV-104 Bypass line (I/V U/S Flange)	117	"	Flange	0	0	0	0	0	0
118	20-01-2026	14-FV-104 Bypass line (I/V D/S Flange)	118	"	Flange	0	0	0	0	0	0
119	20-01-2026	14-FV-104 Bypass line (I/V Flange/Bonnet)	119	"	Flange	0	0	0	0	0	0

Sr.No.	Date	Location	Tag No.	Line Size	Componenet Type	Screening Value (PPM) before Repair	Emission Kg/Hr	Emission Kg/day	Screening Value (PPM) afterRepair	Emission Kg/Hr	Emission Kg/day
120	20-01-2026	14-FV-104 U/S drain line (I/V Gland)	120	0.5 Inch	Valve	0	0	0	0	0	0
121	20-01-2026	14-FV-104 U/S drain line (I/V Flange/Bonnet)	121	"	Flange	0	0	0	0	0	0
122	20-01-2026	14-FV-104 U/S drain line (End Flange)	122	"	Flange	0	0	0	0	0	0
123	20-01-2026	14-FV-104 D/S drain line (I/V Gland)	123	"	Valve	0	0	0	0	0	0
124	20-01-2026	14-FV-104 D/S drain line (I/V Flange/Bonnet)	124	"	Flange	0	0	0	0	0	0
125	20-01-2026	14-FV-104 D/S drain line (End Flange)	125	"	Flange	0	0	0	0	0	0
126	20-01-2026	14-FV-102 (C/V Gland)	126	1.5 Inch	Valve	0	0	0	0	0	0
127	20-01-2026	14-FV-102 (C/V U/S Flange)	127	"	Flange	0	0	0	0	0	0
128	20-01-2026	14-FV-102 (C/V D/S Flange)	128	"	Flange	0	0	0	0	0	0
129	20-01-2026	14-FV-102 (C/V Flange/Bonnet)	129	"	Flange	0	0	0	0	0	0
130	20-01-2026	14-FV-102 U/S line (I/V Gland)	130	2 Inch	Valve	0	0	0	0	0	0
131	20-01-2026	14-FV-102 U/S line (I/V U/S Flange)	131	"	Flange	0	0	0	0	0	0
132	20-01-2026	14-FV-102 U/S line (I/V D/S Flange)	132	"	Flange	0	0	0	0	0	0
133	20-01-2026	14-FV-102 U/S line (I/V Flange/Bonnet)	133	"	Flange	0	0	0	0	0	0
134	20-01-2026	14-FV-102 D/S line (I/V Gland)	134	"	Valve	0	0	0	0	0	0
135	20-01-2026	14-FV-102 D/S line (I/V U/S Flange)	135	"	Flange	0	0	0	0	0	0
136	20-01-2026	14-FV-102 D/S line (I/V D/S Flange)	136	"	Flange	0	0	0	0	0	0
137	20-01-2026	14-FV-102 D/S line (I/V Flange/Bonnet)	137	"	Flange	0	0	0	0	0	0
138	20-01-2026	14-FV-102 Bypass line (I/V Gland)	138	"	Valve	0	0	0	0	0	0
139	20-01-2026	14-FV-102 Bypass line (I/V U/S Flange)	139	"	Flange	0	0	0	0	0	0
140	20-01-2026	14-FV-102 Bypass line (I/V D/S Flange)	140	"	Flange	0	0	0	0	0	0
141	20-01-2026	14-FV-102 Bypass line (I/V Flange/Bonnet)	141	"	Flange	0	0	0	0	0	0
142	20-01-2026	14-FV-102 U/S drain line (I/V Gland)	142	0.5 Inch	Valve	0	0	0	0	0	0
143	20-01-2026	14-FV-102 U/S drain line (I/V Flange/Bonnet)	143	"	Flange	0	0	0	0	0	0
144	20-01-2026	14-FV-102 U/S drain line (End Flange)	144	"	Flange	0	0	0	0	0	0
145	20-01-2026	14-FV-102 D/S drain line (I/V Gland)	145	"	Valve	0	0	0	0	0	0
146	20-01-2026	14-FV-102 D/S drain line (I/V Flange/Bonnet)	146	"	Flange	0	0	0	0	0	0
147	20-01-2026	14-FV-102 D/S drain line (End Flange)	147	"	Flange	0	0	0	0	0	0
148	20-01-2026	14-FV-409 (C/V Gland)	148	1.5 Inch	Valve	79.6	0.000144	0.003464314	79.6	0.000144	0.003464314
149	20-01-2026	14-FV-409 (C/V U/S Flange)	149	"	Flange	0	0	0	0	0	0
150	20-01-2026	14-FV-409 (C/V D/S Flange)	150	"	Flange	0	0	0	0	0	0
151	20-01-2026	14-FV-409 (C/V Flange/Bonnet)	151	"	Flange	0	0	0	0	0	0
152	20-01-2026	14-FV-409 U/S line (I/V Gland)	152	2 Inch	Valve	0	0	0	0	0	0
153	20-01-2026	14-FV-409 U/S line (I/V U/S Flange)	153	"	Flange	0	0	0	0	0	0
154	20-01-2026	14-FV-409 U/S line (I/V D/S Flange)	154	"	Flange	0	0	0	0	0	0
155	20-01-2026	14-FV-409 U/S line (I/V Flange/Bonnet)	155	"	Flange	0	0	0	0	0	0
156	20-01-2026	14-FV-409 D/S line (I/V Gland)	156	"	Valve	0	0	0	0	0	0
157	20-01-2026	14-FV-409 D/S line (I/V U/S Flange)	157	"	Flange	0	0	0	0	0	0
158	20-01-2026	14-FV-409 D/S line (I/V D/S Flange)	158	"	Flange	0	0	0	0	0	0
159	20-01-2026	14-FV-409 D/S line (I/V Flange/Bonnet)	159	"	Flange	0	0	0	0	0	0

Sr.No.	Date	Location	Tag No.	Line Size	Componenet Type	Screening Value (PPM) before Repair	Emission Kg/Hr	Emission Kg/day	Screening Value (PPM) afterRepair	Emission Kg/Hr	Emission Kg/day
160	20-01-2026	14-FV-409 Bypass line (I/V Gland)	160	"	Valve	0	0	0	0	0	0
161	20-01-2026	14-FV-409 Bypass line (I/V U/S Flange)	161	"	Flange	0	0	0	0	0	0
162	20-01-2026	14-FV-409 Bypass line (I/V D/S Flange)	162	"	Flange	0	0	0	0	0	0
163	20-01-2026	14-FV-409 Bypass line (I/V Flange/Bonnet)	163	"	Flange	0	0	0	0	0	0
164	20-01-2026	14-FV-409 U/S Drain (I/V Gland)	164	0.5 Inch	Valve	0	0	0	0	0	0
165	20-01-2026	14-FV-409 U/S Drain (I/V Flange/Bonnet)	165	"	Flange	0	0	0	0	0	0
166	20-01-2026	14-FV-409 U/S Drain (End Flange)	166	"	Flange	0	0	0	0	0	0
167	20-01-2026	14-FV-409 D/S Drain (I/V Gland)	167	"	Valve	0	0	0	0	0	0
168	20-01-2026	14-FV-409 D/S Drain (I/V Flange/Bonnet)	168	"	Flange	0	0	0	0	0	0
169	20-01-2026	14-FV-409 D/S Drain (End Flange)	169	"	Flange	0	0	0	0	0	0
170	20-01-2026	14-FT-409 U/S line (I/V Gland)	170	2 Inch	Valve	0	0	0	0	0	0
171	20-01-2026	14-FT-409 U/S line (I/V U/S Flange)	171	"	Flange	0	0	0	0	0	0
172	20-01-2026	14-FT-409 U/S line (I/V D/S Flange)	172	"	Flange	0	0	0	0	0	0
173	20-01-2026	14-FT-409 U/S line (I/V Flange/Bonnet)	173	"	Flange	0	0	0	0	0	0
174	20-01-2026	14-FT-409 D/S line (I/V Gland)	174	"	Valve	0	0	0	0	0	0
175	20-01-2026	14-FT-409 D/S line (I/V U/S Flange)	175	"	Flange	0	0	0	0	0	0
176	20-01-2026	14-FT-409 D/S line (I/V D/S Flange)	176	"	Flange	0	0	0	0	0	0
177	20-01-2026	14-FT-409 D/S line (I/V Flange/Bonnet)	177	"	Flange	0	0	0	0	0	0
178	20-01-2026	14-FT-409 Bypass line (I/V Gland)	178	"	Valve	0	0	0	0	0	0
179	20-01-2026	14-FT-409 Bypass line (I/V U/S Flange)	179	"	Flange	0	0	0	0	0	0
180	20-01-2026	14-FT-409 Bypass line (I/V D/S Flange)	180	"	Flange	0	0	0	0	0	0
181	20-01-2026	14-FT-409 Bypass line (I/V Flange/Bonnet)	181	"	Flange	0	0	0	0	0	0
182	20-01-2026	14-P-02A Suction line (I/V Gland)	182	8 Inch	Valve	0	0	0	0	0	0
183	20-01-2026	14-P-02A Suction line (I/V U/S Flange)	183	"	Flange	0	0	0	0	0	0
184	20-01-2026	14-P-02A Suction line (I/V D/S Flange)	184	"	Flange	0	0	0	0	0	0
185	20-01-2026	14-P-02A Suction line (I/V Flange/Bonnet)	185	"	Flange	0	0	0	0	0	0
186	20-01-2026	14-P-02A Discharge line (I/V Gland)	186	6 Inch	Valve	0	0	0	0	0	0
187	20-01-2026	14-P-02A Discharge line (I/V U/S Flange)	187	"	Flange	0	0	0	0	0	0
188	20-01-2026	14-P-02A Discharge line (I/V D/S Flange)	188	"	Flange	0	0	0	0	0	0
189	20-01-2026	14-P-02A Discharge line (I/V Flange/Bonnet)	189	"	Flange	0	0	0	0	0	0
190	20-01-2026	14-P-02A Discharge line (NRV Top Flange)	190	"	Flange	0	0	0	0	0	0
191	20-01-2026	14-P-02A Discharge line (NRV U/S Flange)	191	"	Flange	0	0	0	0	0	0
192	20-01-2026	14-P-02B Suction line (I/V Gland)	192	8 Inch	Valve	0	0	0	0	0	0
193	20-01-2026	14-P-02B Suction line (I/V U/S Flange)	193	"	Flange	0	0	0	0	0	0
194	20-01-2026	14-P-02B Suction line (I/V D/S Flange)	194	"	Flange	0	0	0	0	0	0
195	20-01-2026	14-P-02B Suction line (I/V Flange/Bonnet)	195	"	Flange	0	0	0	0	0	0
196	20-01-2026	14-P-02B Discharge line (I/V Gland)	196	6 Inch	Valve	0	0	0	0	0	0
197	20-01-2026	14-P-02B Discharge line (I/V U/S Flange)	197	"	Flange	0	0	0	0	0	0
198	20-01-2026	14-P-02B Discharge line (I/V D/S Flange)	198	"	Flange	0	0	0	0	0	0
199	20-01-2026	14-P-02B Discharge line (I/V Flange/Bonnet)	199	"	Flange	0	0	0	0	0	0

Sr.No.	Date	Location	Tag No.	Line Size	Componenet Type	Screening Value (PPM) before Repair	Emission Kg/Hr	Emission Kg/day	Screening Value (PPM) afterRepair	Emission Kg/Hr	Emission Kg/day
200	20-01-2026	14-P-02B Discharge line (NRV Top Flange)	200	"	Flange	0	0	0	0	0	0
201	20-01-2026	14-P-02B Discharge line (NRV U/S Flange)	201	"	Flange	0	0	0	0	0	0
202	20-01-2026	14-P-013A Suction line (I/V Gland)	202	6 Inch	Valve	263.8	0.000312	0.007476347	263.8	0.000312	0.007476347
203	20-01-2026	14-P-013A Suction line (I/V U/S Flange)	203	"	Flange	0	0	0	0	0	0
204	20-01-2026	14-P-013A Suction line (I/V D/S Flange)	204	"	Flange	0	0	0	0	0	0
205	20-01-2026	14-P-013A Suction line (I/V Flange/Bonnet)	205	"	Flange	0	0	0	0	0	0
206	20-01-2026	14-P-013A Discharge line (I/V Gland)	206	4 Inch	Valve	0	0	0	0	0	0
207	20-01-2026	14-P-013A Discharge line (I/V U/S Flange)	207	"	Flange	0	0	0	0	0	0
208	20-01-2026	14-P-013A Discharge line (I/V D/S Flange)	208	"	Flange	0	0	0	0	0	0
209	20-01-2026	14-P-013A Discharge line (I/V Flange/Bonnet)	209	"	Flange	0	0	0	0	0	0
210	20-01-2026	14-P-013A Discharge line (NRV Top Flange)	210	"	Flange	0	0	0	0	0	0
211	20-01-2026	14-P-013A Discharge line (NRV U/S Flange)	211	"	Flange	0	0	0	0	0	0
212	20-01-2026	14-P-013B Suction line (I/V Gland)	212	6 Inch	Valve	0	0	0	0	0	0
213	20-01-2026	14-P-013B Suction line (I/V U/S Flange)	213	"	Flange	0	0	0	0	0	0
214	20-01-2026	14-P-013B Suction line (I/V D/S Flange)	214	"	Flange	0	0	0	0	0	0
215	20-01-2026	14-P-013B Suction line (I/V Flange/Bonnet)	215	"	Flange	0	0	0	0	0	0
216	20-01-2026	14-P-013B Discharge line (I/V Gland)	216	4 Inch	Valve	0	0	0	0	0	0
217	20-01-2026	14-P-013B Discharge line (I/V U/S Flange)	217	"	Flange	0	0	0	0	0	0
218	20-01-2026	14-P-013B Discharge line (I/V D/S Flange)	218	"	Flange	0	0	0	0	0	0
219	20-01-2026	14-P-013B Discharge line (I/V Flange/Bonnet)	219	"	Flange	0	0	0	0	0	0
220	20-01-2026	14-P-013B Discharge line (NRV Top Flange)	220	"	Flange	0	0	0	0	0	0
221	20-01-2026	14-P-013B Discharge line (NRV U/S Flange)	221	"	Flange	0	0	0	0	0	0
222	20-01-2026	14-PM-003A Suction line (I/V Gland)	222	Insulation	Valve	0	0	0	0	0	0
223	20-01-2026	14-PM-003A Discharge line (I/V Gland)	223	"	Valve	0	0	0	0	0	0
224	20-01-2026	14-PM-003B Suction line (I/V Gland)	224	Insulation	Valve	0	0	0	0	0	0
225	20-01-2026	14-PM-003B Discharge line (I/V Gland)	225	"	Valve	0	0	0	0	0	0
226	20-01-2026	14-PM-007A Suction line (I/V Gland)	226	Insulation	Valve	0	0	0	0	0	0
227	20-01-2026	14-PM-007A Discharge line (I/V Gland)	227	"	Valve	0	0	0	0	0	0
228	20-01-2026	14-PM-007B Suction line (I/V Gland)	228	Insulation	Valve	0	0	0	0	0	0
229	20-01-2026	14-PM-007B Discharge line (I/V Gland)	229	6 Inch	Valve	0	0	0	0	0	0
230	21-01-2026	14-E-20D Shell Side Inlet line (I/V Gland)	230	"	Valve	0	0	0	0	0	0
231	21-01-2026	14-E-20D Shell Side Inlet line (I/V U/S Flange)	231	"	Flange	0	0	0	0	0	0
232	21-01-2026	14-E-20D Shell Side Inlet line (I/V D/S Flange)	232	"	Flange	0	0	0	0	0	0
233	21-01-2026	14-E-20D Shell Side Inlet line (I/V Flange/Bonnet)	233	"	Flange	0	0	0	0	0	0
234	21-01-2026	14-E-20B Shell Side Inlet line (I/V Gland)	234	"	Valve	0	0	0	0	0	0
235	21-01-2026	14-E-20B Shell Side Inlet line (I/V U/S Flange)	235	"	Flange	0	0	0	0	0	0
236	21-01-2026	14-E-20B Shell Side Inlet line (I/V D/S Flange)	236	"	Flange	0	0	0	0	0	0
237	21-01-2026	14-E-20B Shell Side Inlet line (I/V Flange/Bonnet)	237	"	Flange	0	0	0	0	0	0
238	21-01-2026	14-E-20A Shell Side Outlet line (I/V Gland)	238	"	Valve	0	0	0	0	0	0
239	21-01-2026	14-E-20A Shell Side Outlet line (I/V U/S Flange)	239	"	Flange	0	0	0	0	0	0

Sr.No.	Date	Location	Tag No.	Line Size	Componenet Type	Screening Value (PPM) before Repair	Emission Kg/Hr	Emission Kg/day	Screening Value (PPM) afterRepair	Emission Kg/Hr	Emission Kg/day
240	21-01-2026	14-E-20A Shell Side Outlet line (I/V D/S Flange)	240	"	Flange	0	0	0	0	0	0
241	21-01-2026	14-E-20A Shell Side Outlet line (I/V Flange/Bonnet)	241	"	Flange	0	0	0	0	0	0
242	21-01-2026	14-E-20C Shell Side Outlet line (I/V Gland)	242	"	Valve	0	0	0	0	0	0
243	21-01-2026	14-E-20C Shell Side Outlet line (I/V U/S Flange)	243	"	Flange	0	0	0	0	0	0
244	21-01-2026	14-E-20C Shell Side Outlet line (I/V D/S Flange)	244	"	Flange	0	0	0	0	0	0
245	21-01-2026	14-E-20C Shell Side Outlet line (I/V Flange/Bonnet)	245	"	Flange	0	0	0	0	0	0
246	21-01-2026	14-FV-551 (C/V Gland)	246	1 Inch	Valve	0	0	0	0	0	0
247	21-01-2026	14-FV-551 (C/V U/S Flange)	247	"	Flange	0	0	0	0	0	0
248	21-01-2026	14-FV-551 (C/V D/S Flange)	248	"	Flange	0	0	0	0	0	0
249	21-01-2026	14-FV-551 (C/V Flange/Bonnet)	249	"	Flange	0	0	0	0	0	0
250	21-01-2026	14-FV-551 U/S line (I/V Gland)	250	2 Inch	Valve	0	0	0	0	0	0
251	21-01-2026	14-FV-551 U/S line (I/V U/S Flange)	251	"	Flange	0	0	0	0	0	0
252	21-01-2026	14-FV-551 U/S line (I/V D/S Flange)	252	"	Flange	0	0	0	0	0	0
253	21-01-2026	14-FV-551 U/S line (I/V Flange/Bonnet)	253	"	Flange	0	0	0	0	0	0
254	21-01-2026	14-FV-551 D/S line (I/V Gland)	254	"	Valve	0	0	0	0	0	0
255	21-01-2026	14-FV-551 D/S line (I/V U/S Flange)	255	"	Flange	0	0	0	0	0	0
256	21-01-2026	14-FV-551 D/S line (I/V D/S Flange)	256	"	Flange	0	0	0	0	0	0
257	21-01-2026	14-FV-551 D/S line (I/V Flange/Bonnet)	257	"	Flange	0	0	0	0	0	0
258	21-01-2026	14-FV-551 Bypass line (I/V Gland)	258	"	Valve	0	0	0	0	0	0
259	21-01-2026	14-FV-551 Bypass line (I/V U/S Flange)	259	"	Flange	0	0	0	0	0	0
260	21-01-2026	14-FV-551 Bypass line (I/V D/S Flange)	260	"	Flange	0	0	0	0	0	0
261	21-01-2026	14-FV-551 Bypass line (I/V Flange/Bonnet)	261	"	Flange	0	0	0	0	0	0
262	21-01-2026	14-FV-551 Drain line (I/V Gland)	262	0.5 Inch	Valve	0	0	0	0	0	0
263	21-01-2026	14-FV-551 Drain line (I/V Flange/Bonnet)	263	"	Flange	0	0	0	0	0	0
264	21-01-2026	14-FV-551 Drain line (End Flange)	264	"	Flange	0	0	0	0	0	0
265	21-01-2026	14-PV-401 (C/V Gland)	265	10 Inch	Valve	0	0	0	0	0	0
266	21-01-2026	14-PV-401 (C/V U/S Flange)	266	"	Flange	0	0	0	0	0	0
267	21-01-2026	14-PV-401 (C/V D/S Flange)	267	"	Flange	0	0	0	0	0	0
268	21-01-2026	14-PV-401 (C/V Flange/Bonnet)	268	"	Flange	0	0	0	0	0	0
269	21-01-2026	14-PV-401 U/S line (I/V Gland)	269	"	Valve	103.5	0.000171	0.00410 0367	103.5	0.000 171	0.004100 367
270	21-01-2026	14-PV-401 U/S line (I/V U/S Flange)	270	"	Flange	0	0	0	0	0	0
271	21-01-2026	14-PV-401 U/S line (I/V D/S Flange)	271	"	Flange	0	0	0	0	0	0
272	21-01-2026	14-PV-401 U/S line (I/V Flange/Bonnet)	272	"	Flange	0	0	0	0	0	0
273	21-01-2026	14-PV-401 D/S line (I/V Gland)	273	"	Valve	0	0	0	0	0	0
274	21-01-2026	14-PV-401 D/S line (I/V U/S Flange)	274	"	Flange	0	0	0	0	0	0
275	21-01-2026	14-PV-401 D/S line (I/V D/S Flange)	275	"	Flange	0	0	0	0	0	0
276	21-01-2026	14-PV-401 D/S line (I/V Flange/Bonnet)	276	"	Flange	0	0	0	0	0	0
277	21-01-2026	14-PV-401 Bypass line (I/V Gland)	277	"	Valve	0	0	0	0	0	0
278	21-01-2026	14-PV-401 Bypass line (I/V U/S Flange)	278	"	Flange	0	0	0	0	0	0
279	21-01-2026	14-PV-401 Bypass line (I/V D/S Flange)	279	"	Flange	0	0	0	0	0	0

Sr.No.	Date	Location	Tag No.	Line Size	Componenet Type	Screening Value (PPM) before Repair	Emission Kg/Hr	Emission Kg/day	Screening Value (PPM) afterRepair	Emission Kg/Hr	Emission Kg/day
280	21-01-2026	14-PV-401 Bypass line (I/V Flange/Bonnet)	280	"	Flange	0	0	0	0	0	0
281	21-01-2026	14-PV-401 U/S Drain (I/V Gland)	281	0.5 Inch	Valve	0	0	0	0	0	0
282	21-01-2026	14-PV-401 U/S Drain (I/V Flange/Bonnet)	282	"	Flange	0	0	0	0	0	0
283	21-01-2026	14-PV-401 U/S Drain (End Flange)	283	"	Flange	0	0	0	0	0	0
284	21-01-2026	14-PV-401 D/S Drain (I/V Gland)	284	"	Valve	0	0	0	0	0	0
285	21-01-2026	14-PV-401 D/S Drain (I/V Flange/Bonnet)	285	"	Flange	0	0	0	0	0	0
286	21-01-2026	14-PV-401 D/S Drain (End Flange)	286	"	Flange	0	0	0	0	0	0
287	21-01-2026	14-FV-109 (C/V Gland)	287	3 Inch	Valve	0	0	0	0	0	0
288	21-01-2026	14-FV-109 (C/V U/S Flange)	288	"	Flange	0	0	0	0	0	0
289	21-01-2026	14-FV-109 (C/V D/S Flange)	289	"	Flange	0	0	0	0	0	0
290	21-01-2026	14-FV-109 (C/V Flange/Bonnet)	290	"	Flange	0	0	0	0	0	0
291	21-01-2026	14-FV-109 U/S line (I/V Gland)	291	4 Inch	Valve	63.2	0.000124	0.0029787386	63.2	0.000124	0.002987386
292	21-01-2026	14-FV-109 U/S line (I/V U/S Flange)	292	"	Flange	0	0	0	0	0	0
293	21-01-2026	14-FV-109 U/S line (I/V D/S Flange)	293	"	Flange	0	0	0	0	0	0
294	21-01-2026	14-FV-109 U/S line (I/V Flange/Bonnet)	294	"	Flange	0	0	0	0	0	0
295	21-01-2026	14-FV-109 D/S line (I/V Gland)	295	"	Valve	0	0	0	0	0	0
296	21-01-2026	14-FV-109 D/S line (I/V U/S Flange)	296	"	Flange	0	0	0	0	0	0
297	21-01-2026	14-FV-109 D/S line (I/V D/S Flange)	297	"	Flange	0	0	0	0	0	0
298	21-01-2026	14-FV-109 D/S line (I/V Flange/Bonnet)	298	"	Flange	0	0	0	0	0	0
299	21-01-2026	14-FV-109 Bypass line (I/V Gland)	299	"	Valve	0	0	0	0	0	0
300	21-01-2026	14-FV-109 Bypass line (I/V U/S Flange)	300	"	Flange	0	0	0	0	0	0
301	21-01-2026	14-FV-109 Bypass line (I/V D/S Flange)	301	"	Flange	0	0	0	0	0	0
302	21-01-2026	14-FV-109 Bypass line (I/V Flange/Bonnet)	302	"	Flange	0	0	0	0	0	0
303	21-01-2026	14-FV-109 Drain line (I/V Gland)	303	0.5 Inch	Valve	0	0	0	0	0	0
304	21-01-2026	14-FV-109 Drain line (I/V Flange/Bonnet)	304	"	Flange	0	0	0	0	0	0
305	21-01-2026	14-FV-109 Drain line (End Flange)	305	"	Flange	0	0	0	0	0	0
306	21-01-2026	14-E06A Shell Side Inlet (I/V Gland)	306	14 Inch	Valve	0	0	0	0	0	0
307	21-01-2026	14-E06A Shell Side Inlet (I/V U/S Flange)	307	"	Flange	0	0	0	0	0	0
308	21-01-2026	14-E06A Shell Side Inlet (I/V D/S Flange)	308	"	Flange	0	0	0	0	0	0
309	21-01-2026	14-E06A Shell Side Inlet (I/V Flange/Bonnet)	309	"	Flange	0	0	0	0	0	0
310	21-01-2026	14-E06A Shell Side Outlet (I/V Gland)	310	10 Inch	Valve	0	0	0	0	0	0
311	21-01-2026	14-E06A Shell Side Outlet (I/V U/S Flange)	311	"	Flange	0	0	0	0	0	0
312	21-01-2026	14-E06A Shell Side Outlet (I/V D/S Flange)	312	"	Flange	0	0	0	0	0	0
313	21-01-2026	14-E06A Shell Side Outlet (I/V Flange/Bonnet)	313	"	Flange	0	0	0	0	0	0
314	21-01-2026	14-E06B Shell Side Inlet (I/V Gland)	314	14 Inch	Valve	0	0	0	0	0	0
315	21-01-2026	14-E06B Shell Side Inlet (I/V U/S Flange)	315	"	Flange	0	0	0	0	0	0
316	21-01-2026	14-E06B Shell Side Inlet (I/V D/S Flange)	316	"	Flange	0	0	0	0	0	0
317	21-01-2026	14-E06B Shell Side Inlet (I/V Flange/Bonnet)	317	"	Flange	0	0	0	0	0	0
318	21-01-2026	14-E06B Shell Side Outlet (I/V Gland)	318	10 Inch	Valve	0	0	0	0	0	0
319	21-01-2026	14-E06B Shell Side Outlet (I/V U/S Flange)	319	"	Flange	0	0	0	0	0	0

Sr.No.	Date	Location	Tag No.	Line Size	Componenet Type	Screening Value (PPM) before Repair	Emission Kg/Hr	Emission Kg/day	Screening Value (PPM) afterRepair	Emission Kg/Hr	Emission Kg/day
320	21-01-2026	14-E06B Shell Side Outlet (I/V D/S Flange)	320	"	Flange	0	0	0	0	0	0
321	21-01-2026	14-E06B Shell Side Outlet (I/V Flange/Bonnet)	321	"	Flange	0	0	0	0	0	0
322	21-01-2026	14-F-001 A Pass FG burner no.1 (I/V Gland)	322	Insulation	Valve	19.4	0.000058	0.00139 9586	19.4	0.000058	0.001399 586
323	21-01-2026	14-F-001 A Pass FG burner no.1 (I/V Flange/Bonnet)	323	"	Flange	0	0	0	0	0	0
324	21-01-2026	14-F-001 A Pass Pilot burner no.1 (I/V Gland)	324	"	Valve	0	0	0	0	0	0
325	21-01-2026	14-F-001 A Pass Pilot burner no.1 (I/V Flange/Bonnet)	325	"	Flange	0	0	0	0	0	0
326	21-01-2026	14-F-001 A Pass FG burner no.2 (I/V Gland)	326	"	Valve	0	0	0	0	0	0
327	21-01-2026	14-F-001 A Pass FG burner no.2 (I/V Flange/Bonnet)	327	"	Flange	0	0	0	0	0	0
328	21-01-2026	14-F-001 A Pass Pilot burner no.2 (I/V Gland)	328	"	Valve	0	0	0	0	0	0
329	21-01-2026	14-F-001 A Pass Pilot burner no.2 (I/V Flange/Bonnet)	329	"	Flange	0	0	0	0	0	0
330	21-01-2026	14-F-001 A Pass FG burner no.3 (I/V Gland)	330	"	Valve	182.9	0.000246	0.00590 9792	182.9	0.000246	0.005909 792
331	21-01-2026	14-F-001 A Pass FG burner no.3 (I/V Flange/Bonnet)	331	"	Flange	0	0	0	0	0	0
332	21-01-2026	14-F-001 A Pass Pilot burner no.3 (I/V Gland)	332	"	Valve	0	0	0	0	0	0
333	21-01-2026	14-F-001 A Pass Pilot burner no.3 (I/V Flange/Bonnet)	333	"	Flange	0	0	0	0	0	0
334	21-01-2026	14-F-001 A Pass FG burner no.4 (I/V Gland)	334	"	Valve	0	0	0	0	0	0
335	21-01-2026	14-F-001 A Pass FG burner no.4 (I/V Flange/Bonnet)	335	"	Flange	0	0	0	0	0	0
336	21-01-2026	14-F-001 A Pass Pilot burner no.4 (I/V Gland)	336	"	Valve	0	0	0	0	0	0
337	21-01-2026	14-F-001 A Pass Pilot burner no.4 (I/V Flange/Bonnet)	337	"	Flange	0	0	0	0	0	0
338	21-01-2026	14-F-001 A Pass FG burner no.5 (I/V Gland)	338	"	Valve	0	0	0	0	0	0
339	21-01-2026	14-F-001 A Pass FG burner no.5 (I/V Flange/Bonnet)	339	"	Flange	0	0	0	0	0	0
340	21-01-2026	14-F-001 A Pass Pilot burner no.5 (I/V Gland)	340	"	Valve	0	0	0	0	0	0
341	21-01-2026	14-F-001 A Pass Pilot burner no.5 (I/V Flange/Bonnet)	341	"	Flange	0	0	0	0	0	0
342	21-01-2026	14-F-001 A Pass FG burner no.6 (I/V Gland)	342	"	Valve	21.5	0.000062	0.00149 5053	21.5	0.000062	0.001495 053
343	21-01-2026	14-F-001 A Pass FG burner no.6 (I/V Flange/Bonnet)	343	"	Flange	0	0	0	0	0	0
344	21-01-2026	14-F-001 A Pass Pilot burner no.6 (I/V Gland)	344	"	Valve	0	0	0	0	0	0
345	21-01-2026	14-F-001 A Pass Pilot burner no.6 (I/V Flange/Bonnet)	345	"	Flange	0	0	0	0	0	0
346	21-01-2026	14-F-001 A Pass FG burner no.7 (I/V Gland)	346	"	Valve	0	0	0	0	0	0
347	21-01-2026	14-F-001 A Pass FG burner no.7 (I/V Flange/Bonnet)	347	"	Flange	0	0	0	0	0	0
348	21-01-2026	14-F-001 A Pass Pilot burner no.7 (I/V Gland)	348	"	Valve	0	0	0	0	0	0
349	21-01-2026	14-F-001 A Pass Pilot burner no.7 (I/V Flange/Bonnet)	349	"	Flange	0	0	0	0	0	0
350	21-01-2026	14-F-001 A Pass FG burner no.8 (I/V Gland)	350	"	Valve	0	0	0	0	0	0
351	21-01-2026	14-F-001 A Pass FG burner no.8 (I/V Flange/Bonnet)	351	"	Flange	0	0	0	0	0	0
352	21-01-2026	14-F-001 A Pass Pilot burner no.8 (I/V Gland)	352	"	Valve	0	0	0	0	0	0
353	21-01-2026	14-F-001 A Pass Pilot burner no.8 (I/V Flange/Bonnet)	353	"	Flange	0	0	0	0	0	0
354	21-01-2026	14-F-001 A Pass FG burner no.9 (I/V Gland)	354	"	Valve	0	0	0	0	0	0
355	21-01-2026	14-F-001 A Pass FG burner no.9 (I/V Flange/Bonnet)	355	"	Flange	0	0	0	0	0	0
356	21-01-2026	14-F-001 A Pass Pilot burner no.9 (I/V Gland)	356	"	Valve	34.2	0.000084	0.00201 4076	34.2	0.000084	0.002014 076
357	21-01-2026	14-F-001 A Pass Pilot burner no.9 (I/V Flange/Bonnet)	357	"	Flange	0	0	0	0	0	0
358	21-01-2026	14-F-001 A Pass FG burner no.10 (I/V Gland)	358	"	Valve	0	0	0	0	0	0
359	21-01-2026	14-F-001 A Pass FG burner no.10 (I/V Flange/Bonnet)	359	"	Flange	0	0	0	0	0	0

Sr.No.	Date	Location	Tag No.	Line Size	Componenet Type	Screening Value (PPM) before Repair	Emission Kg/Hr	Emission Kg/day	Screening Value (PPM) afterRepair	Emission Kg/Hr	Emission Kg/day
360	21-01-2026	14-F-001 A Pass Pilot burner no.10 (I/V Gland)	360	"	Valve	**0**	**0**	**0**	**0**	**0**	**0**
361	21-01-2026	14-F-001 A Pass Pilot burner no.10 (I/V Flange/Bonnet)	361	"	Flange	**0**	**0**	**0**	**0**	**0**	**0**
362	21-01-2026	14-F-001 A Pass FG burner no.11 (I/V Gland)	362	"	Valve	**0**	**0**	**0**	**0**	**0**	**0**
363	21-01-2026	14-F-001 A Pass FG burner no.11 (I/V Flange/Bonnet)	363	"	Flange	**0**	**0**	**0**	**0**	**0**	**0**
364	21-01-2026	14-F-001 A Pass Pilot burner no.11 (I/V Gland)	364	"	Valve	**0**	**0**	**0**	**0**	**0**	**0**
365	21-01-2026	14-F-001 A Pass Pilot burner no.11 (I/V Flange/Bonnet)	365	"	Flange	**0**	**0**	**0**	**0**	**0**	**0**
366	21-01-2026	14-F-001 A Pass FG burner no.12 (I/V Gland)	366	"	Valve	**0**	**0**	**0**	**0**	**0**	**0**
367	21-01-2026	14-F-001 A Pass FG burner no.12 (I/V Flange/Bonnet)	367	"	Flange	**0**	**0**	**0**	**0**	**0**	**0**
368	21-01-2026	14-F-001 A Pass Pilot burner no.12 (I/V Gland)	368	"	Valve	**0**	**0**	**0**	**0**	**0**	**0**
369	21-01-2026	14-F-001 A Pass Pilot burner no.12 (I/V Flange/Bonnet)	369	"	Flange	**0**	**0**	**0**	**0**	**0**	**0**
370	21-01-2026	14-F-001 B Pass FG burner no.1 (I/V Gland)	370	Insulation	Valve	**0**	**0**	**0**	**0**	**0**	**0**
371	21-01-2026	14-F-001 B Pass FG burner no.1 (I/V Flange/Bonnet)	371	"	Flange	**0**	**0**	**0**	**0**	**0**	**0**
372	21-01-2026	14-F-001 B Pass Pilot burner no.1 (I/V Gland)	372	"	Valve	**0**	**0**	**0**	**0**	**0**	**0**
373	21-01-2026	14-F-001 B Pass Pilot burner no.1 (I/V Flange/Bonnet)	373	"	Flange	**0**	**0**	**0**	**0**	**0**	**0**
374	21-01-2026	14-F-001 B Pass FG burner no.2 (I/V Gland)	374	"	Valve	**0**	**0**	**0**	**0**	**0**	**0**
375	21-01-2026	14-F-001 B Pass FG burner no.2 (I/V Flange/Bonnet)	375	"	Flange	**0**	**0**	**0**	**0**	**0**	**0**
376	21-01-2026	14-F-001 B Pass Pilot burner no.2 (I/V Gland)	376	"	Valve	**47.4**	0.000103	0.002483595	**47.4**	0.000103	0.002483595
377	21-01-2026	14-F-001 B Pass Pilot burner no.2 (I/V Flange/Bonnet)	377	"	Flange	**0**	**0**	**0**	**0**	**0**	**0**
378	21-01-2026	14-F-001 B Pass FG burner no.3 (I/V Gland)	378	"	Valve	**0**	**0**	**0**	**0**	**0**	**0**
379	21-01-2026	14-F-001 B Pass FG burner no.3 (I/V Flange/Bonnet)	379	"	Flange	**0**	**0**	**0**	**0**	**0**	**0**
380	21-01-2026	14-F-001 B Pass Pilot burner no.3 (I/V Gland)	380	"	Valve	**0**	**0**	**0**	**0**	**0**	**0**
381	21-01-2026	14-F-001 B Pass Pilot burner no.3 (I/V Flange/Bonnet)	381	"	Flange	**0**	**0**	**0**	**0**	**0**	**0**
382	21-01-2026	14-F-001 B Pass FG burner no.4 (I/V Gland)	382	"	Valve	**0**	**0**	**0**	**0**	**0**	**0**
383	21-01-2026	14-F-001 B Pass FG burner no.4 (I/V Flange/Bonnet)	383	"	Flange	**0**	**0**	**0**	**0**	**0**	**0**
384	21-01-2026	14-F-001 B Pass Pilot burner no.4 (I/V Gland)	384	"	Valve	**0**	**0**	**0**	**0**	**0**	**0**
385	21-01-2026	14-F-001 B Pass Pilot burner no.4 (I/V Flange/Bonnet)	385	"	Flange	**0**	**0**	**0**	**0**	**0**	**0**
386	21-01-2026	14-F-001 B Pass FG burner no.5 (I/V Gland)	386	"	Valve	**0**	**0**	**0**	**0**	**0**	**0**
387	21-01-2026	14-F-001 B Pass FG burner no.5 (I/V Flange/Bonnet)	387	"	Flange	**0**	**0**	**0**	**0**	**0**	**0**
388	21-01-2026	14-F-001 B Pass Pilot burner no.5 (I/V Gland)	388	"	Valve	**31.8**	0.000080	0.001922159	**31.8**	0.000080	0.001922159
389	21-01-2026	14-F-001 B Pass Pilot burner no.5 (I/V Flange/Bonnet)	389	"	Flange	**0**	**0**	**0**	**0**	**0**	**0**
390	21-01-2026	14-F-001 B Pass FG burner no.6 (I/V Gland)	390	"	Valve	**0**	**0**	**0**	**0**	**0**	**0**
391	21-01-2026	14-F-001 B Pass FG burner no.6 (I/V Flange/Bonnet)	391	"	Flange	**0**	**0**	**0**	**0**	**0**	**0**
392	21-01-2026	14-F-001 B Pass Pilot burner no.6 (I/V Gland)	392	"	Valve	**0**	**0**	**0**	**0**	**0**	**0**
393	21-01-2026	14-F-001 B Pass Pilot burner no.6 (I/V Flange/Bonnet)	393	"	Flange	**0**	**0**	**0**	**0**	**0**	**0**
394	21-01-2026	14-F-001 B Pass FG burner no.7 (I/V Gland)	394	"	Valve	**0**	**0**	**0**	**0**	**0**	**0**
395	21-01-2026	14-F-001 B Pass FG burner no.7 (I/V Flange/Bonnet)	395	"	Flange	**0**	**0**	**0**	**0**	**0**	**0**
396	21-01-2026	14-F-001 B Pass Pilot burner no.7 (I/V Gland)	396	"	Valve	**0**	**0**	**0**	**0**	**0**	**0**
397	21-01-2026	14-F-001 B Pass Pilot burner no.7 (I/V Flange/Bonnet)	397	"	Flange	**0**	**0**	**0**	**0**	**0**	**0**
398	21-01-2026	14-F-001 B Pass FG burner no.8 (I/V Gland)	398	"	Valve	**24.3**	0.000067	0.001617299	**24.3**	0.000067	0.001617299
399	21-01-2026	14-F-001 B Pass FG burner no.8 (I/V Flange/Bonnet)	399	"	Flange	**0**	**0**	**0**	**0**	**0**	**0**

Sr.No.	Date	Location	Tag No.	Line Size	Componenet Type	Screening Value (PPM) before Repair	Emission Kg/Hr	Emission Kg/day	Screening Value (PPM) afterRepair	Emission Kg/Hr	Emission Kg/day
400	21-01-2026	14-F-001 B Pass Pilot burner no.8 (I/V Gland)	400	"	Valve	0	0	0	0	0	0
401	21-01-2026	14-F-001 B Pass Pilot burner no.8 (I/V Flange/Bonnet)	401	"	Flange	0	0	0	0	0	0
402	21-01-2026	14-F-001 B Pass FG burner no.9 (I/V Gland)	402	"	Valve	0	0	0	0	0	0
403	21-01-2026	14-F-001 B Pass FG burner no.9 (I/V Flange/Bonnet)	403	"	Flange	0	0	0	0	0	0
404	21-01-2026	14-F-001 B Pass Pilot burner no.9 (I/V Gland)	404	"	Valve	0	0	0	0	0	0
405	21-01-2026	14-F-001 B Pass Pilot burner no.9 (I/V Flange/Bonnet)	405	"	Flange	0	0	0	0	0	0
406	21-01-2026	14-F-001 B Pass FG burner no.10 (I/V Gland)	406	"	Valve	0	0	0	0	0	0
407	21-01-2026	14-F-001 B Pass FG burner no.10 (I/V Flange/Bonnet)	407	"	Flange	0	0	0	0	0	0
408	21-01-2026	14-F-001 B Pass Pilot burner no.10 (I/V Gland)	408	"	Valve	0	0	0	0	0	0
409	21-01-2026	14-F-001 B Pass Pilot burner no.10 (I/V Flange/Bonnet)	409	"	Flange	0	0	0	0	0	0
410	21-01-2026	14-F-001 B Pass FG burner no.11 (I/V Gland)	410	"	Valve	0	0	0	0	0	0
411	21-01-2026	14-F-001 B Pass FG burner no.11 (I/V Flange/Bonnet)	411	"	Flange	0	0	0	0	0	0
412	21-01-2026	14-F-001 B Pass Pilot burner no.11 (I/V Gland)	412	"	Valve	0	0	0	0	0	0
413	21-01-2026	14-F-001 B Pass Pilot burner no.11 (I/V Flange/Bonnet)	413	"	Flange	0	0	0	0	0	0
414	21-01-2026	14-F-001 B Pass FG burner no.12 (I/V Gland)	414	"	Valve	0	0	0	0	0	0
415	21-01-2026	14-F-001 B Pass FG burner no.12 (I/V Flange/Bonnet)	415	"	Flange	0	0	0	0	0	0
416	21-01-2026	14-F-001 B Pass Pilot burner no.12 (I/V Gland)	416	"	Valve	0	0	0	0	0	0
417	21-01-2026	14-F-001 B Pass Pilot burner no.12 (I/V Flange/Bonnet)	417	"	Flange	0	0	0	0	0	0
418	21-01-2026	14-F-001 C Pass FG burner no.1 (I/V Gland)	418	Insulation	Valve	0	0	0	0	0	0
419	21-01-2026	14-F-001 C Pass FG burner no.1 (I/V Flange/Bonnet)	419	"	Flange	0	0	0	0	0	0
420	21-01-2026	14-F-001 C Pass Pilot burner no.1 (I/V Gland)	420	"	Valve	0	0	0	0	0	0
421	21-01-2026	14-F-001 C Pass Pilot burner no.1 (I/V Flange/Bonnet)	421	"	Flange	0	0	0	0	0	0
422	21-01-2026	14-F-001 C Pass FG burner no.2 (I/V Gland)	422	"	Valve	0	0	0	0	0	0
423	21-01-2026	14-F-001 C Pass FG burner no.2 (I/V Flange/Bonnet)	423	"	Flange	0	0	0	0	0	0
424	21-01-2026	14-F-001 C Pass Pilot burner no.2 (I/V Gland)	424	"	Valve	571	0.000511	0.012274149	571	0.000511	0.012274149
425	21-01-2026	14-F-001 C Pass Pilot burner no.2 (I/V Flange/Bonnet)	425	"	Flange	0	0	0	0	0	0
426	21-01-2026	14-F-001 C Pass FG burner no.3 (I/V Gland)	426	"	Valve	0	0	0	0	0	0
427	21-01-2026	14-F-001 C Pass FG burner no.3 (I/V Flange/Bonnet)	427	"	Flange	0	0	0	0	0	0
428	21-01-2026	14-F-001 C Pass Pilot burner no.3 (I/V Gland)	428	"	Valve	0	0	0	0	0	0
429	21-01-2026	14-F-001 C Pass Pilot burner no.3 (I/V Flange/Bonnet)	429	"	Flange	0	0	0	0	0	0
430	21-01-2026	14-F-001 C Pass FG burner no.4 (I/V Gland)	430	"	Valve	0	0	0	0	0	0
431	21-01-2026	14-F-001 C Pass FG burner no.4 (I/V Flange/Bonnet)	431	"	Flange	0	0	0	0	0	0
432	21-01-2026	14-F-001 C Pass Pilot burner no.4 (I/V Gland)	432	"	Valve	51.6	0.000109	0.002622721	51.6	0.000109	0.002622721
433	21-01-2026	14-F-001 C Pass Pilot burner no.4 (I/V Flange/Bonnet)	433	"	Flange	0	0	0	0	0	0
434	21-01-2026	14-F-001 C Pass FG burner no.5 (I/V Gland)	434	"	Valve	0	0	0	0	0	0
435	21-01-2026	14-F-001 C Pass FG burner no.5 (I/V Flange/Bonnet)	435	"	Flange	0	0	0	0	0	0
436	21-01-2026	14-F-001 C Pass Pilot burner no.5 (I/V Gland)	436	"	Valve	0	0	0	0	0	0
437	21-01-2026	14-F-001 C Pass Pilot burner no.5 (I/V Flange/Bonnet)	437	"	Flange	0	0	0	0	0	0
438	21-01-2026	14-F-001 C Pass FG burner no.6 (I/V Gland)	438	"	Valve	0	0	0	0	0	0
439	21-01-2026	14-F-001 C Pass FG burner no.6 (I/V Flange/Bonnet)	439	"	Flange	0	0	0	0	0	0

Sr.No.	Date	Location	Tag No.	Line Size	Componenet Type	Screening Value (PPM) before Repair	Emission Kg/Hr	Emission Kg/day	Screening Value (PPM) afterRepair	Emission Kg/Hr	Emission Kg/day
440	21-01-2026	14-F-001 C Pass Pilot burner no.6 (I/V Gland)	440	"	Valve	0	0	0	0	0	0
441	21-01-2026	14-F-001 C Pass Pilot burner no.6 (I/V Flange/Bonnet)	441	"	Flange	0	0	0	0	0	0
442	21-01-2026	14-F-001 C Pass FG burner no.7 (I/V Gland)	442	"	Valve	0	0	0	0	0	0
443	21-01-2026	14-F-001 C Pass FG burner no.7 (I/V Flange/Bonnet)	443	"	Flange	0	0	0	0	0	0
444	21-01-2026	14-F-001 C Pass Pilot burner no.7 (I/V Gland)	444	"	Valve	0	0	0	0	0	0
445	21-01-2026	14-F-001 C Pass Pilot burner no.7 (I/V Flange/Bonnet)	445	"	Flange	0	0	0	0	0	0
446	21-01-2026	14-F-001 C Pass FG burner no.8 (I/V Gland)	446	"	Valve	0	0	0	0	0	0
447	21-01-2026	14-F-001 C Pass FG burner no.8 (I/V Flange/Bonnet)	447	"	Flange	0	0	0	0	0	0
448	21-01-2026	14-F-001 C Pass Pilot burner no.8 (I/V Gland)	448	"	Valve	0	0	0	0	0	0
449	21-01-2026	14-F-001 C Pass Pilot burner no.8 (I/V Flange/Bonnet)	449	"	Flange	0	0	0	0	0	0
450	21-01-2026	14-F-001 C Pass FG burner no.9 (I/V Gland)	450	"	Valve	0	0	0	0	0	0
451	21-01-2026	14-F-001 C Pass FG burner no.9 (I/V Flange/Bonnet)	451	"	Flange	0	0	0	0	0	0
452	21-01-2026	14-F-001 C Pass Pilot burner no.9 (I/V Gland)	452	"	Valve	0	0	0	0	0	0
453	21-01-2026	14-F-001 C Pass Pilot burner no.9 (I/V Flange/Bonnet)	453	"	Flange	0	0	0	0	0	0
454	21-01-2026	14-F-001 C Pass FG burner no.10 (I/V Gland)	454	"	Valve	0	0	0	0	0	0
455	21-01-2026	14-F-001 C Pass FG burner no.10 (I/V Flange/Bonnet)	455	"	Flange	0	0	0	0	0	0
456	21-01-2026	14-F-001 C Pass Pilot burner no.10 (I/V Gland)	456	"	Valve	0	0	0	0	0	0
457	21-01-2026	14-F-001 C Pass Pilot burner no.10 (I/V Flange/Bonnet)	457	"	Flange	0	0	0	0	0	0
458	21-01-2026	14-F-001 C Pass FG burner no.11 (I/V Gland)	458	"	Valve	0	0	0	0	0	0
459	21-01-2026	14-F-001 C Pass FG burner no.11 (I/V Flange/Bonnet)	459	"	Flange	0	0	0	0	0	0
460	21-01-2026	14-F-001 C Pass Pilot burner no.11 (I/V Gland)	460	"	Valve	0	0	0	0	0	0
461	21-01-2026	14-F-001 C Pass Pilot burner no.11 (I/V Flange/Bonnet)	461	"	Flange	0	0	0	0	0	0
462	21-01-2026	14-F-001 C Pass FG burner no.12 (I/V Gland)	462	"	Valve	0	0	0	0	0	0
463	21-01-2026	14-F-001 C Pass FG burner no.12 (I/V Flange/Bonnet)	463	"	Flange	0	0	0	0	0	0
464	21-01-2026	14-F-001 C Pass Pilot burner no.12 (I/V Gland)	464	"	Valve	0	0	0	0	0	0
465	21-01-2026	14-F-001 C Pass Pilot burner no.12 (I/V Flange/Bonnet)	465	"	Flange	0	0	0	0	0	0
466	21-01-2026	14-F-001 D Pass FG burner no.1 (I/V Gland)	466	Insulation	Valve	0	0	0	0	0	0
467	21-01-2026	14-F-001 D Pass FG burner no.1 (I/V Flange/Bonnet)	467	"	Flange	0	0	0	0	0	0
468	21-01-2026	14-F-001 D Pass Pilot burner no.1 (I/V Gland)	468	"	Valve	0	0	0	0	0	0
469	21-01-2026	14-F-001 D Pass Pilot burner no.1 (I/V Flange/Bonnet)	469	"	Flange	0	0	0	0	0	0
470	21-01-2026	14-F-001 D Pass FG burner no.2 (I/V Gland)	470	"	Valve	0	0	0	0	0	0
471	21-01-2026	14-F-001 D Pass FG burner no.2 (I/V Flange/Bonnet)	471	"	Flange	0	0	0	0	0	0
472	21-01-2026	14-F-001 D Pass Pilot burner no.2 (I/V Gland)	472	"	Valve	0	0	0	0	0	0
473	21-01-2026	14-F-001 D Pass Pilot burner no.2 (I/V Flange/Bonnet)	473	"	Flange	0	0	0	0	0	0
474	21-01-2026	14-F-001 D Pass FG burner no.3 (I/V Gland)	474	"	Valve	0	0	0	0	0	0
475	21-01-2026	14-F-001 D Pass FG burner no.3 (I/V Flange/Bonnet)	475	"	Flange	0	0	0	0	0	0
476	21-01-2026	14-F-001 D Pass Pilot burner no.3 (I/V Gland)	476	"	Valve	15.5	0.000050	0.001211781	15.5	0.000050	0.001211781
477	21-01-2026	14-F-001 D Pass Pilot burner no.3 (I/V Flange/Bonnet)	477	"	Flange	0	0	0	0	0	0
478	21-01-2026	14-F-001 D Pass FG burner no.4 (I/V Gland)	478	"	Valve	0	0	0	0	0	0
479	21-01-2026	14-F-001 D Pass FG burner no.4 (I/V Flange/Bonnet)	479	"	Flange	0	0	0	0	0	0

Sr.No.	Date	Location	Tag No.	Line Size	Componenet Type	Screening Value (PPM) before Repair	Emission Kg/Hr	Emission Kg/day	Screening Value (PPM) afterRepair	Emission Kg/Hr	Emission Kg/day
480	21-01-2026	14-F-001 D Pass Pilot burner no.4 (I/V Gland)	480	"	Valve	0	0	0	0	0	0
481	21-01-2026	14-F-001 D Pass Pilot burner no.4 (I/V Flange/Bonnet)	481	"	Flange	0	0	0	0	0	0
482	21-01-2026	14-F-001 D Pass FG burner no.5 (I/V Gland)	482	"	Valve	0	0	0	0	0	0
483	21-01-2026	14-F-001 D Pass FG burner no.5 (I/V Flange/Bonnet)	483	"	Flange	0	0	0	0	0	0
484	21-01-2026	14-F-001 D Pass Pilot burner no.5 (I/V Gland)	484	"	Valve	0	0	0	0	0	0
485	21-01-2026	14-F-001 D Pass Pilot burner no.5 (I/V Flange/Bonnet)	485	"	Flange	0	0	0	0	0	0
486	21-01-2026	14-F-001 D Pass FG burner no.6 (I/V Gland)	486	"	Valve	0	0	0	0	0	0
487	21-01-2026	14-F-001 D Pass FG burner no.6 (I/V Flange/Bonnet)	487	"	Flange	0	0	0	0	0	0
488	21-01-2026	14-F-001 D Pass Pilot burner no.6 (I/V Gland)	488	"	Valve	0	0	0	0	0	0
489	21-01-2026	14-F-001 D Pass Pilot burner no.6 (I/V Flange/Bonnet)	489	"	Flange	0	0	0	0	0	0
490	21-01-2026	14-F-001 D Pass FG burner no.7 (I/V Gland)	490	"	Valve	0	0	0	0	0	0
491	21-01-2026	14-F-001 D Pass FG burner no.7 (I/V Flange/Bonnet)	491	"	Flange	0	0	0	0	0	0
492	21-01-2026	14-F-001 D Pass Pilot burner no.7 (I/V Gland)	492	"	Valve	0	0	0	0	0	0
493	21-01-2026	14-F-001 D Pass Pilot burner no.7 (I/V Flange/Bonnet)	493	"	Flange	0	0	0	0	0	0
494	21-01-2026	14-F-001 D Pass FG burner no.8 (I/V Gland)	494	"	Valve	0	0	0	0	0	0
495	21-01-2026	14-F-001 D Pass FG burner no.8 (I/V Flange/Bonnet)	495	"	Flange	0	0	0	0	0	0
496	21-01-2026	14-F-001 D Pass Pilot burner no.8 (I/V Gland)	496	"	Valve	0	0	0	0	0	0
497	21-01-2026	14-F-001 D Pass Pilot burner no.8 (I/V Flange/Bonnet)	497	"	Flange	0	0	0	0	0	0
498	21-01-2026	14-F-001 D Pass FG burner no.9 (I/V Gland)	498	"	Valve	0	0	0	0	0	0
499	21-01-2026	14-F-001 D Pass FG burner no.9 (I/V Flange/Bonnet)	499	"	Flange	0	0	0	0	0	0
500	21-01-2026	14-F-001 D Pass Pilot burner no.9 (I/V Gland)	500	"	Valve	0	0	0	0	0	0
501	21-01-2026	14-F-001 D Pass Pilot burner no.9 (I/V Flange/Bonnet)	501	"	Flange	0	0	0	0	0	0
502	21-01-2026	14-F-001 D Pass FG burner no.10 (I/V Gland)	502	"	Valve	0	0	0	0	0	0
503	21-01-2026	14-F-001 D Pass FG burner no.10 (I/V Flange/Bonnet)	503	"	Flange	0	0	0	0	0	0
504	21-01-2026	14-F-001 D Pass Pilot burner no.10 (I/V Gland)	504	"	Valve	0	0	0	0	0	0
505	21-01-2026	14-F-001 D Pass Pilot burner no.10 (I/V Flange/Bonnet)	505	"	Flange	0	0	0	0	0	0
506	21-01-2026	14-F-001 D Pass FG burner no.11 (I/V Gland)	506	"	Valve	0	0	0	0	0	0
507	21-01-2026	14-F-001 D Pass FG burner no.11 (I/V Flange/Bonnet)	507	"	Flange	0	0	0	0	0	0
508	21-01-2026	14-F-001 D Pass Pilot burner no.11 (I/V Gland)	508	"	Valve	0	0	0	0	0	0
509	21-01-2026	14-F-001 D Pass Pilot burner no.11 (I/V Flange/Bonnet)	509	"	Flange	0	0	0	0	0	0
510	21-01-2026	14-F-001 D Pass FG burner no.12 (I/V Gland)	510	"	Valve	804	0.000637	0.015289927	804	0.000637	0.015289927
511	21-01-2026	14-F-001 D Pass FG burner no.12 (I/V Flange/Bonnet)	511	"	Flange	0	0	0	0	0	0
512	21-01-2026	14-F-001 D Pass Pilot burner no.12 (I/V Gland)	512	"	Valve	0	0	0	0	0	0
513	21-01-2026	14-F-001 D Pass Pilot burner no.12 (I/V Flange/Bonnet)	513	"	Flange	0	0	0	0	0	0
514	27-01-2026	14-FV-103 (C/V Gland)	514	2 Inch	Valve	0	0	0	0	0	0
515	27-01-2026	14-FV-103 (C/V U/S Flange)	515	"	Flange	0	0	0	0	0	0
516	27-01-2026	14-FV-103 (C/V D/S Flange)	516	"	Flange	0	0	0	0	0	0
517	27-01-2026	14-FV-103 (C/V Flange/Bonnet)	517	"	Flange	0	0	0	0	0	0
518	27-01-2026	14-FV-103 U/S line (I/V Gland)	518	3 Inch	Valve	0	0	0	0	0	0
519	27-01-2026	14-FV-103 U/S line (I/V U/S Flange)	519	"	Flange	0	0	0	0	0	0

Sr.No.	Date	Location	Tag No.	Line Size	Componenet Type	Screening Value (PPM) before Repair	Emission Kg/Hr	Emission Kg/day	Screening Value (PPM) afterRepair	Emission Kg/Hr	Emission Kg/day
520	27-01-2026	14-FV-103 U/S line (I/V D/S Flange)	520	"	Flange	0	0	0	0	0	0
521	27-01-2026	14-FV-103 U/S line (I/V Flange/Bonnet)	521	"	Flange	0	0	0	0	0	0
522	27-01-2026	14-FV-103 D/S line (I/V Gland)	522	"	Valve	0	0	0	0	0	0
523	27-01-2026	14-FV-103 D/S line (I/V U/S Flange)	523	"	Flange	0	0	0	0	0	0
524	27-01-2026	14-FV-103 D/S line (I/V D/S Flange)	524	"	Flange	0	0	0	0	0	0
525	27-01-2026	14-FV-103 D/S line (I/V Flange/Bonnet)	525	"	Flange	0	0	0	0	0	0
526	27-01-2026	14-FV-103 Bypass line (I/V Gland)	526	2 Inch	Valve	0	0	0	0	0	0
527	27-01-2026	14-FV-103 Bypass line (I/V U/S Flange)	527	"	Flange	0	0	0	0	0	0
528	27-01-2026	14-FV-103 Bypass line (I/V D/S Flange)	528	"	Flange	0	0	0	0	0	0
529	27-01-2026	14-FV-103 Bypass line (I/V Flange/Bonnet)	529	"	Flange	0	0	0	0	0	0
530	27-01-2026	14-FV-103 U/S Drain (I/V Gland)	530	0.5 Inch	Valve	0	0	0	0	0	0
531	27-01-2026	14-FV-103 U/S Drain (I/V Flange/Bonnet)	531	"	Flange	0	0	0	0	0	0
532	27-01-2026	14-FV-103 U/S Drain (End Flange)	532	"	Flange	0	0	0	0	0	0
533	27-01-2026	14-FV-103 D/S Drain (I/V Gland)	533	"	Valve	0	0	0	0	0	0
534	27-01-2026	14-FV-103 D/S Drain (I/V Flange/Bonnet)	534	"	Flange	0	0	0	0	0	0
535	27-01-2026	14-FV-103 D/S Drain (End Flange)	535	"	Flange	0	0	0	0	0	0
536	27-01-2026	14-SDV-502 (C/V Gland)	536	2 Inch	Valve	0	0	0	0	0	0
537	27-01-2026	14-SDV-502 (C/V U/S Flange)	537	"	Flange	0	0	0	0	0	0
538	27-01-2026	14-SDV-502 (C/V D/S Flange)	538	"	Flange	0	0	0	0	0	0
539	27-01-2026	14-SDV-502 (C/V Flange/Bonnet)	539	"	Flange	0	0	0	0	0	0
540	27-01-2026	14-SDV-502 U/S drain line (I/V Gland)	540	0.5 Inch	Valve	0	0	0	0	0	0
541	27-01-2026	14-SDV-502 U/S drain line (I/V Flange/Bonnet)	541	"	Flange	0	0	0	0	0	0
542	27-01-2026	14-SDV-502 U/S drain line (End Flange)	542	"	Flange	0	0	0	0	0	0
543	27-01-2026	14-SDV-502 D/S drain line (I/V Gland)	543	"	Valve	0	0	0	0	0	0
544	27-01-2026	14-SDV-502 D/S drain line (I/V Flange/Bonnet)	544	"	Flange	0	0	0	0	0	0
545	27-01-2026	14-SDV-502 D/S drain line (End Flange)	545	"	Valve	0	0	0	0	0	0
546	27-01-2026	14-LC-504 (C/V Gland)	546	1.5 Inch	Valve	16.3	0.000052	0.00125 1571	16.3	0.000 052	0.001251 571
547	27-01-2026	14-LC-504 (C/V U/S Flange)	547	"	Flange	0	0	0	0	0	0
548	27-01-2026	14-LC-504 (C/V D/S Flange)	548	"	Flange	0	0	0	0	0	0
549	27-01-2026	14-LC-504 (C/V Flange/Bonnet)	549	"	Flange	0	0	0	0	0	0
550	27-01-2026	14-LC-504 U/S line (I/V Gland)	550	2 Inch	Valve	0	0	0	0	0	0
551	27-01-2026	14-LC-504 U/S line (I/V U/S Flange)	551	"	Flange	0	0	0	0	0	0
552	27-01-2026	14-LC-504 U/S line (I/V D/S Flange)	552	"	Flange	0	0	0	0	0	0
553	27-01-2026	14-LC-504 U/S line (I/V Flange/Bonnet)	553	"	Flange	0	0	0	0	0	0
554	27-01-2026	14-LC-504 D/S line (I/V Gland)	554	"	Valve	0	0	0	0	0	0
555	27-01-2026	14-LC-504 D/S line (I/V U/S Flange)	555	"	Flange	0	0	0	0	0	0
556	27-01-2026	14-LC-504 D/S line (I/V D/S Flange)	556	"	Flange	0	0	0	0	0	0
557	27-01-2026	14-LC-504 D/S line (I/V Flange/Bonnet)	557	"	Flange	0	0	0	0	0	0
558	27-01-2026	14-LC-504 Bypass line (I/V Gland)	558	2 Inch	Valve	0	0	0	0	0	0
559	27-01-2026	14-LC-504 Bypass line (I/V U/S Flange)	559	"	Flange	0	0	0	0	0	0

Sr.No.	Date	Location	Tag No.	Line Size	Componenet Type	Screening Value (PPM) before Repair	Emission Kg/Hr	Emission Kg/day	Screening Value (PPM) afterRepair	Emission Kg/Hr	Emission Kg/day
560	27-01-2026	14-LC-504 Bypass line (I/V D/S Flange)	560	"	Flange	0	0	0	0	0	0
561	27-01-2026	14-LC-504 Bypass line (I/V Flange/Bonnet)	561	"	Flange	0	0	0	0	0	0
562	27-01-2026	14-LC-504 To Naptha C-07 Bypass line (I/V Gland)	562	2 Inch	Valve	0	0	0	0	0	0
563	27-01-2026	14-LC-504 To Naptha C-07 Bypass line (I/V U/S Flange)	563	"	Flange	0	0	0	0	0	0
564	27-01-2026	14-LC-504 To Naptha C-07 Bypass line (I/V D/S Flange)	564	"	Flange	0	0	0	0	0	0
565	27-01-2026	14-LC-504 To Naptha C-07 Bypass line (I/V Flange/Bonnet)	565	"	Flange	0	0	0	0	0	0
566	27-01-2026	14-LC-504 U/S Drain (I/V Gland)	566	0.5 Inch	Valve	0	0	0	0	0	0
567	27-01-2026	14-LC-504 U/S Drain (I/V Flange/Bonnet)	567	"	Flange	0	0	0	0	0	0
568	27-01-2026	14-LC-504 U/S Drain (End Flange)	568	"	Flange	0	0	0	0	0	0
569	27-01-2026	14-LC-504 D/S Drain (I/V Gland)	569	"	Valve	0	0	0	0	0	0
570	27-01-2026	14-LC-504 D/S Drain (I/V Flange/Bonnet)	570	"	Flange	0	0	0	0	0	0
571	27-01-2026	14-LC-504 D/S Drain (End Flange)	571	"	Flange	0	0	0	0	0	0
572	27-01-2026	14-PV-502 (C/V Gland)	572	Insulation	Valve	269.9	0.000316	0.007586881	269.9	0.000316	0.007586881
573	27-01-2026	14-PV-502 U/S line (I/V Gland)	573	"	Valve	0	0	0	0	0	0
574	27-01-2026	14-PV-502 U/S line (I/V Gland)	574	"	Valve	0	0	0	0	0	0
575	27-01-2026	14-PV-502 Bypass line (I/V Gland)	575	"	Valve	0	0	0	0	0	0
576	27-01-2026	14-PV-502 drain line (I/V Gland)	576	0.5 Inch	Valve	0	0	0	0	0	0
577	27-01-2026	14-PV-502 drain line (I/V Flange/Bonnet)	577	"	Flange	0	0	0	0	0	0
578	27-01-2026	14-PV-502 drain line (End Flange)	578	"	Flange	0	0	0	0	0	0
579	27-01-2026	14-LC-501 (C/V Gland)	579	1.5 Inch	Valve	5118	0.002091	0.050173385	5118	0.002091	0.050173385
580	27-01-2026	14-LC-501 (C/V U/S Flange)	580	"	Flange	0	0	0	0	0	0
581	27-01-2026	14-LC-501 (C/V D/S Flange)	581	"	Flange	0	0	0	0	0	0
582	27-01-2026	14-LC-501 (C/V Flange/Bonnet)	582	"	Flange	0	0	0	0	0	0
583	27-01-2026	14-LC-501 U/S line (I/V Gland)	583	2 Inch	Valve	0	0	0	0	0	0
584	27-01-2026	14-LC-501 U/S line (I/V U/S Flange)	584	"	Flange	0	0	0	0	0	0
585	27-01-2026	14-LC-501 U/S line (I/V D/S Flange)	585	"	Flange	0	0	0	0	0	0
586	27-01-2026	14-LC-501 U/S line (I/V Flange/Bonnet)	586	"	Flange	0	0	0	0	0	0
587	27-01-2026	14-LC-501 D/S line (I/V Gland)	587	"	Valve	0	0	0	0	0	0
588	27-01-2026	14-LC-501 D/S line (I/V U/S Flange)	588	"	Flange	0	0	0	0	0	0
589	27-01-2026	14-LC-501 D/S line (I/V D/S Flange)	589	"	Flange	0	0	0	0	0	0
590	27-01-2026	14-LC-501 D/S line (I/V Flange/Bonnet)	590	"	Flange	0	0	0	0	0	0
591	27-01-2026	14-LC-501 Bypass line (I/V Gland)	591	"	Valve	0	0	0	0	0	0
592	27-01-2026	14-LC-501 Bypass line (I/V U/S Flange)	592	"	Flange	0	0	0	0	0	0
593	27-01-2026	14-LC-501 Bypass line (I/V D/S Flange)	593	"	Flange	0	0	0	0	0	0
594	27-01-2026	14-LC-501 Bypass line (I/V Flange/Bonnet)	594	"	Flange	0	0	0	0	0	0
595	27-01-2026	14-LC-501 U/S drain line (I/V Gland)	595	0.5 Inch	Valve	0	0	0	0	0	0
596	27-01-2026	14-LC-501 U/S drain line (I/V Flange/Bonnet)	596	"	Flange	0	0	0	0	0	0
597	27-01-2026	14-LC-501 U/S drain line (End Flange)	597	"	Flange	0	0	0	0	0	0
598	27-01-2026	14-LC-501 D/S drain line (I/V Gland)	598	"	Valve	0	0	0	0	0	0
599	27-01-2026	14-LC-501 D/S drain line (I/V Flange/Bonnet)	599	"	Flange	0	0	0	0	0	0

Sr.No.	Date	Location	Tag No.	Line Size	Componenet Type	Screening Value (PPM) before Repair	Emission Kg/Hr	Emission Kg/day	Screening Value (PPM) afterRepair	Emission Kg/Hr	Emission Kg/day
600	27-01-2026	14-LC-501 D/S drain line (End Flange)	600	"	Flange	0	0	0	0	0	0
601	27-01-2026	14-FV-501 (C/V Gland)	601	1.5 Inch	Valve	0	0	0	0	0	0
602	27-01-2026	14-FV-501 (C/V U/S Flange)	602	"	Flange	0	0	0	0	0	0
603	27-01-2026	14-FV-501 (C/V D/S Flange)	603	"	Flange	0	0	0	0	0	0
604	27-01-2026	14-FV-501 (C/V Flange/Bonnet)	604	"	Flange	0	0	0	0	0	0
605	27-01-2026	14-FV-501 U/S line (I/V Gland)	605	3 Inch	Valve	0	0	0	0	0	0
606	27-01-2026	14-FV-501 U/S line (I/V U/S Flange)	606	"	Flange	0	0	0	0	0	0
607	27-01-2026	14-FV-501 U/S line (I/V D/S Flange)	607	"	Flange	0	0	0	0	0	0
608	27-01-2026	14-FV-501 U/S line (I/V Flange/Bonnet)	608	"	Flange	0	0	0	0	0	0
609	27-01-2026	14-FV-501 D/S line (I/V Gland)	609	"	Valve	0	0	0	0	0	0
610	27-01-2026	14-FV-501 D/S line (I/V U/S Flange)	610	"	Flange	0	0	0	0	0	0
611	27-01-2026	14-FV-501 D/S line (I/V D/S Flange)	611	"	Flange	0	0	0	0	0	0
612	27-01-2026	14-FV-501 D/S line (I/V Flange/Bonnet)	612	"	Flange	0	0	0	0	0	0
613	27-01-2026	14-FV-501 Bypass line (I/V Gland)	613	"	Valve	0	0	0	0	0	0
614	27-01-2026	14-FV-501 Bypass line (I/V U/S Flange)	614	"	Flange	0	0	0	0	0	0
615	27-01-2026	14-FV-501 Bypass line (I/V D/S Flange)	615	"	Flange	0	0	0	0	0	0
616	27-01-2026	14-FV-501 Bypass line (I/V Flange/Bonnet)	616	"	Flange	0	0	0	0	0	0
617	27-01-2026	14-FV-501 Drain line (I/V Gland)	617	0.5 Inch	Valve	0	0	0	0	0	0
618	27-01-2026	14-FV-501 Drain line (I/V Flange/Bonnet)	618	"	Flange	0	0	0	0	0	0
619	27-01-2026	14-FV-501 Drain line (End Flange)	619	"	Flange	0	0	0	0	0	0
620	27-01-2026	14-FV-404 (C/V Gland)	620	4 Inch	Valve	0	0	0	0	0	0
621	27-01-2026	14-FV-404 (C/V U/S Flange)	621	"	Flange	0	0	0	0	0	0
622	27-01-2026	14-FV-404 (C/V D/S Flange)	622	"	Flange	0	0	0	0	0	0
623	27-01-2026	14-FV-404 (C/V Flange/Bonnet)	623	"	Flange	0	0	0	0	0	0
624	27-01-2026	14-FV-404 U/S line (I/V Gland)	624	"	Valve	0	0	0	0	0	0
625	27-01-2026	14-FV-404 U/S line (I/V U/S Flange)	625	"	Flange	0	0	0	0	0	0
626	27-01-2026	14-FV-404 U/S line (I/V D/S Flange)	626	"	Flange	0	0	0	0	0	0
627	27-01-2026	14-FV-404 U/S line (I/V Flange/Bonnet)	627	"	Flange	0	0	0	0	0	0
628	27-01-2026	14-FV-404 D/S line (I/V Gland)	628	"	Valve	0	0	0	0	0	0
629	27-01-2026	14-FV-404 D/S line (I/V U/S Flange)	629	"	Flange	0	0	0	0	0	0
630	27-01-2026	14-FV-404 D/S line (I/V D/S Flange)	630	"	Flange	0	0	0	0	0	0
631	27-01-2026	14-FV-404 D/S line (I/V Flange/Bonnet)	631	"	Flange	0	0	0	0	0	0
632	27-01-2026	14-FV-404 Bypass line (I/V Gland)	632	"	Valve	0	0	0	0	0	0
633	27-01-2026	14-FV-404 Bypass line (I/V U/S Flange)	633	"	Flange	0	0	0	0	0	0
634	27-01-2026	14-FV-404 Bypass line (I/V D/S Flange)	634	"	Flange	0	0	0	0	0	0
635	27-01-2026	14-FV-404 Bypass line (I/V Flange/Bonnet)	635	"	Flange	0	0	0	0	0	0
636	27-01-2026	14-FV-404 Drain line (I/V Gland)	636	0.5 Inch	Valve	0	0	0	0	0	0
637	27-01-2026	14-FV-404 Drain line (I/V Flange/Bonnet)	637	"	Flange	0	0	0	0	0	0
638	27-01-2026	14-FV-404 Drain line (End Flange)	638	"	Flange	0	0	0	0	0	0
639	27-01-2026	14-PV-203A (C/V Gland)	639	Insulation	Valve	0	0	0	0	0	0

Sr.No.	Date	Location	Tag No.	Line Size	Componenet Type	Screening Value (PPM) before Repair	Emission Kg/Hr	Emission Kg/day	Screening Value (PPM) afterRepair	Emission Kg/Hr	Emission Kg/day
640	27-01-2026	14-PV-203A U/S line (I/V Gland)	640	"	Valve	0	0	0	0	0	0
641	27-01-2026	14-PV-203A D/S line (I/V Gland)	641	"	Valve	0	0	0	0	0	0
642	27-01-2026	14-PV-203A Bypass line (I/V Gland)	642	"	Valve	0	0	0	0	0	0
643	27-01-2026	14-PV-203A Drain line (I/V Gland)	643	0.5 Inch	Valve	0	0	0	0	0	0
644	27-01-2026	14-PV-203A Drain line (I/V Flange/Bonnet)	644	"	Flange	0	0	0	0	0	0
645	27-01-2026	14-PV-203A Drain line (End Flange)	645	"	Flange	0	0	0	0	0	0
646	27-01-2026	14-PV-203B (C/V Gland)	646	3 Inch	Valve	0	0	0	0	0	0
647	27-01-2026	14-PV-203B (C/V U/S Flange)	647	"	Flange	0	0	0	0	0	0
648	27-01-2026	14-PV-203B (C/V D/S Flange)	648	"	Flange	0	0	0	0	0	0
649	27-01-2026	14-PV-203B (C/V Flange/Bonnet)	649	"	Flange	0	0	0	0	0	0
650	27-01-2026	14-PV-203B U/S line (I/V Gland)	650	Insulation	Valve	0	0	0	0	0	0
651	27-01-2026	14-PV-203B D/S line (I/V Gland)	651	Insulation	Valve	0	0	0	0	0	0
652	27-01-2026	14-PV-203B Bypass line (I/V Gland)	652	"	Valve	0	0	0	0	0	0
653	27-01-2026	14-PV-203B Drain line (I/V Gland)	653	0.5 Inch	Valve	0	0	0	0	0	0
654	27-01-2026	14-PV-203B Drain line (I/V Flange/Bonnet)	654	"	Flange	0	0	0	0	0	0
655	27-01-2026	14-PV-203B Drain line (End Flange)	655	"	Flange	0	0	0	0	0	0
656	27-01-2026	14-SOV-203C (C/V Gland)	656	Insulation	Valve	0	0	0	0	0	0
657	27-01-2026	14-SOV-203C U/S line (I/V Gland)	657	"	Valve	274	0.000319	0.007660672	274	0.000319	0.007660672
658	27-01-2026	14-SOV-203C D/S line (I/V Gland)	658	"	Valve	0	0	0	0	0	0
659	27-01-2026	14-SOV-203C Bypass line (I/V Gland)	659	"	Valve	0	0	0	0	0	0
660	27-01-2026	14-SOV-203C Drain line (I/V Gland)	660	0.5 Inch	Valve	0	0	0	0	0	0
661	27-01-2026	14-SOV-203C Drain line (I/V Flange/Bonnet)	661	"	Flange	0	0	0	0	0	0
662	27-01-2026	14-SOV-203C Drain line (End Flange)	662	"	Flange	0	0	0	0	0	0
663	27-01-2026	14-SOV-203D (C/V Gland)	663	3 Inch	Valve	0	0	0	0	0	0
664	27-01-2026	14-SOV-203D (C/V U/S Flange)	664	"	Flange	0	0	0	0	0	0
665	27-01-2026	14-SOV-203D (C/V D/S Flange)	665	"	Flange	0	0	0	0	0	0
666	27-01-2026	14-SOV-203D (C/V Flange/Bonnet)	666	"	Flange	0	0	0	0	0	0
667	27-01-2026	14-SOV-203D U/S line (I/V Gland)	667	4 Inch	Valve	117	0.000185	0.004436151	117	0.000185	0.004436151
668	27-01-2026	14-SOV-203D U/S line (I/V U/S Flange)	668	"	Valve	0	0	0	0	0	0
669	27-01-2026	14-SOV-203D U/S line (I/V D/S Flange)	669	"	Valve	0	0	0	0	0	0
670	27-01-2026	14-SOV-203D U/S line (I/V Flange/Bonnet)	670	"	Valve	0	0	0	0	0	0
671	27-01-2026	14-SOV-203D D/S line (I/V Gland)	671	"	Valve	0	0	0	0	0	0
672	27-01-2026	14-SOV-203D D/S line (I/V U/S Flange)	672	"	Valve	0	0	0	0	0	0
673	27-01-2026	14-SOV-203D D/S line (I/V D/S Flange)	673	"	Valve	0	0	0	0	0	0
674	27-01-2026	14-SOV-203D D/S line (I/V Flange/Bonnet)	674	"	Valve	0	0	0	0	0	0
675	27-01-2026	14-SOV-203D Bypass line (I/V Gland)	675	"	Valve	0	0	0	0	0	0
676	27-01-2026	14-SOV-203D Drain line (I/V Gland)	676	0.5 Inch	Valve	0	0	0	0	0	0
677	27-01-2026	14-SOV-203D Drain line (I/V Flange/Bonnet)	677	"	Flange	0	0	0	0	0	0
678	27-01-2026	14-SOV-203D Drain line (End Flange)	678	"	Flange	0	0	0	0	0	0
679	27-01-2026	14-PV-1207 (C/V Gland)	679	1.5 Inch	Valve	0	0	0	0	0	0

Sr.No.	Date	Location	Tag No.	Line Size	Componenet Type	Screening Value (PPM) before Repair	Emission Kg/Hr	Emission Kg/day	Screening Value (PPM) afterRepair	Emission Kg/Hr	Emission Kg/day
680	27-01-2026	14-PV-1207 (C/V U/S Flange)	680	"	Flange	0	0	0	0	0	0
681	27-01-2026	14-PV-1207 (C/V D/S Flange)	681	"	Flange	0	0	0	0	0	0
682	27-01-2026	14-PV-1207 (C/V Flange/Bonnet)	682	"	Flange	0	0	0	0	0	0
683	27-01-2026	14-PV-1207 U/S line (I/V Gland)	683	2 Inch	Valve	0	0	0	0	0	0
684	27-01-2026	14-PV-1207 U/S line (I/V U/S Flange)	684	"	Flange	0	0	0	0	0	0
685	27-01-2026	14-PV-1207 U/S line (I/V D/S Flange)	685	"	Flange	0	0	0	0	0	0
686	27-01-2026	14-PV-1207 U/S line (I/V Flange/Bonnet)	686	"	Flange	0	0	0	0	0	0
687	27-01-2026	14-PV-1207 D/S line (I/V Gland)	687	"	Valve	0	0	0	0	0	0
688	27-01-2026	14-PV-1207 D/S line (I/V U/S Flange)	688	"	Flange	0	0	0	0	0	0
689	27-01-2026	14-PV-1207 D/S line (I/V D/S Flange)	689	"	Flange	0	0	0	0	0	0
690	27-01-2026	14-PV-1207 D/S line (I/V Flange/Bonnet)	690	"	Flange	0	0	0	0	0	0
691	27-01-2026	14-PV-1207 Bypass line (I/V Gland)	691	"	Valve	0	0	0	0	0	0
692	27-01-2026	14-PV-1207 Bypass line (I/V U/S Flange)	692	"	Flange	0	0	0	0	0	0
693	27-01-2026	14-PV-1207 Bypass line (I/V D/S Flange)	693	"	Flange	0	0	0	0	0	0
694	27-01-2026	14-PV-1207 Bypass line (I/V Flange/Bonnet)	694	"	Flange	0	0	0	0	0	0
695	27-01-2026	14-PV-1207 Drain line (I/V Gland)	695	0.5 Inch	Valve	0	0	0	0	0	0
696	27-01-2026	14-PV-1207 Drain line (I/V Flange/Bonnet)	696	"	Flange	0	0	0	0	0	0
697	27-01-2026	14-PV-1207 Drain line (End Flange)	697	"	Flange	0	0	0	0	0	0
698	27-01-2026	14-PV-1207 Empty Out line upper (I/V Gland)	698	2 Inch	Valve	0	0	0	0	0	0
699	27-01-2026	14-PV-1207 Empty Out line upper (I/V U/S Flange)	699	"	Flange	0	0	0	0	0	0
700	27-01-2026	14-PV-1207 Empty Out line upper (I/V D/S Flange)	700	"	Flange	0	0	0	0	0	0
701	27-01-2026	14-PV-1207 Empty Out line upper (I/V Flange/Bonnet)	701	"	Flange	0	0	0	0	0	0
702	27-01-2026	14-PV-1207 Empty Out line lower (I/V Gland)	702	"	Valve	0	0	0	0	0	0
703	27-01-2026	14-PV-1207 Empty Out line lower (I/V U/S Flange)	703	"	Flange	0	0	0	0	0	0
704	27-01-2026	14-PV-1207 Empty Out line lower (I/V D/S Flange)	704	"	Flange	0	0	0	0	0	0
705	27-01-2026	14-PV-1207 Empty Out line lower (I/V Flange/Bonnet)	705	"	Flange	0	0	0	0	0	0
706	27-01-2026	14-PV-1207 Recycled Naptha To C-008 line (I/V Gland)	706	3 Inch	Valve	0	0	0	0	0	0
707	27-01-2026	14-PV-1207 Recycled Naptha To C-008 line (I/V U/S Flange)	707	"	Flange	0	0	0	0	0	0
708	27-01-2026	14-PV-1207 Recycled Naptha To C-008 line (I/V D/S Flange)	708	"	Flange	0	0	0	0	0	0
709	27-01-2026	14-PV-1207 Recycled Naptha To C-008 line (I/V Flange/Bonnet)	709	"	Flange	0	0	0	0	0	0
710	27-01-2026	14-FV-1204 (C/V Gland)	710	3 Inch	Valve	**420**	0.000420	0.010077599	**420**	0.000420	0.010077599
711	27-01-2026	14-FV-1204 (C/V U/S Flange)	711	"	Flange	0	0	0	0	0	0
712	27-01-2026	14-FV-1204 (C/V D/S Flange)	712	"	Flange	0	0	0	0	0	0
713	27-01-2026	14-FV-1204 (C/V Flange/Bonnet)	713	"	Flange	0	0	0	0	0	0
714	27-01-2026	14-FV-1204 U/S line (I/V Gland)	714	"	Valve	0	0	0	0	0	0
715	27-01-2026	14-FV-1204 D/S line (I/V Gland)	715	"	Valve	0	0	0	0	0	0
716	27-01-2026	14-FV-1204 Bypass line (I/V Gland)	716	"	Valve	0	0	0	0	0	0
717	27-01-2026	14-FV-1204 U/S drain line (I/V Gland)	717	0.5 Inch	Valve	0	0	0	0	0	0
718	27-01-2026	14-FV-1204 U/S drain line (I/V Flange/Bonnet)	718	"	Flange	0	0	0	0	0	0
719	27-01-2026	14-FV-1204 U/S drain line (End Flange)	719	"	Flange	**1241**	**0.00069231**	0.016615464	**1241**	**0.00069231**	0.016615464

Sr.No.	Date	Location	Tag No.	Line Size	Componenet Type	Screening Value (PPM) before Repair	Emission Kg/Hr	Emission Kg/day	Screening Value (PPM) afterRepair	Emission Kg/Hr	Emission Kg/day
										1	
720	27-01-2026	14-FV-1204 D/S drain line (I/V Gland)	720	"	Valve	0	0	0	0	0	0
721	27-01-2026	14-FV-1204 D/S drain line (I/V Flange/Bonnet)	721	"	Flange	0	0	0	0	0	0
722	27-01-2026	14-FV-1204 D/S drain line (End Flange)	722	"	Flange	0	0	0	0	0	0
723	27-01-2026	Near 14-FV-1204 Naaptha E-21 Bypass line To C-08 line (NRV Top Flange)	723	2 Inch	Flange	0	0	0	0	0	0
724	27-01-2026	Near 14-FV-1204 Naaptha E-21 Bypass line To C-08 line (NRV U/S Flange)	724	"	Flange	0	0	0	0	0	0
725	27-01-2026	Near 14-FV-1204 Naaptha E-21 Bypass line To C-08 line (NRV D/S Flange)	725	"	Flange	0	0	0	0	0	0
726	27-01-2026	Near 14-FV-1204 Naaptha E-21 Bypass line To C-08 line 1st/Lower (I/V Gland)	726	"	Valve	0	0	0	0	0	0
727	27-01-2026	Near 14-FV-1204 Naaptha E-21 Bypass line To C-08 line 1st/Lower(I/V U/S Flange)	727	"	Flange	0	0	0	0	0	0
728	27-01-2026	Near 14-FV-1204 Naaptha E-21 Bypass line To C-08 line 1st/Lower(I/V D/S Flange)	728	"	Flange	0	0	0	0	0	0
729	27-01-2026	Near 14-FV-1204 Naaptha E-21 Bypass line To C-08 line 1st/Lower (I/V Flange/Bonnet)	729	"	Flange	0	0	0	0	0	0
730	27-01-2026	Near 14-FV-1204 Naaptha E-21 Bypass line To C-08 line 2nd/Upper (I/V Gland)	730	"	Valve	0	0	0	0	0	0
731	27-01-2026	Near 14-FV-1204 Naaptha E-21 Bypass line To C-08 line 2nd/Upper (I/V U/S Flange)	731	"	Flange	0	0	0	0	0	0
732	27-01-2026	Near 14-FV-1204 Naaptha E-21 Bypass line To C-08 line 2nd/Upper (I/V D/S Flange)	732	"	Flange	0	0	0	0	0	0
733	27-01-2026	Near 14-FV-1204 Naaptha E-21 Bypass line To C-08 line 2nd/Upper (I/V Flange/Bonnet)	733	"	Flange	0	0	0	0	0	0
734	27-01-2026	14-FV-1204 Near 14-FV-1204 Naaptha E-21 Bypass line To C-08 line drain upper (I/V Gland)	734	0.5 Inch	Valve	0	0	0	0	0	0
735	27-01-2026	14-FV-1204 Near 14-FV-1204 Naaptha E-21 Bypass line To C-08 line drain upper (I/V Flange/Bonnet)	735	"	Flange	0	0	0	0	0	0
736	27-01-2026	14-FV-1204 Near 14-FV-1204 Naaptha E-21 Bypass line To C-08 line drain lower (End Flange)	736	"	Flange	0	0	0	0	0	0
737	27-01-2026	14-FV-1204 Near 14-FV-1204 Naaptha E-21 Bypass line To C-08 line drain lower (I/V Gland)	737	0.5 Inch	Valve	0	0	0	0	0	0
738	27-01-2026	14-FV-1204 Near 14-FV-1204 Naaptha E-21 Bypass line To C-08 line drain lower (I/V Flange/Bonnet)	738	"	Flange	0	0	0	0	0	0
739	27-01-2026	14-FV-1204 Near 14-FV-1204 Naaptha E-21 Bypass line To C-08 line drain lower (End Flange)	739	"	Flange	0	0	0	0	0	0
740	28-01-2026	14-P-152A Suction line (I/V Gland)	740	4 Inch	Valve	0	0	0	0	0	0
741	28-01-2026	14-P-152ASuction line (I/V U/S Flange)	741	"	Flange	0	0	0	0	0	0
742	28-01-2026	14-P-152A Suction line (I/V D/S Flange)	742	"	Flange	0	0	0	0	0	0
743	28-01-2026	14-P-152A Suction line (I/V Flange/Bonnet)	743	"	Flange	0	0	0	0	0	0
744	28-01-2026	14-P-152A Discharge line (I/V Gland)	744	3 Inch	Valve	0	0	0	0	0	0
745	28-01-2026	14-P-152A Discharge line (I/V U/S Flange)	745	"	Flange	0	0	0	0	0	0
746	28-01-2026	14-P-152A Discharge line (I/V D/S Flange)	746	"	Flange	0	0	0	0	0	0
747	28-01-2026	14-P-152A Discharge line (I/V Flange/Bonnet)	747	"	Flange	0	0	0	0	0	0
748	28-01-2026	14-P-152A Discharge line (NRV Top Flange)	748	"	Flange	0	0	0	0	0	0
749	28-01-2026	14-P-152A Discharge line (NRV U/S Flange)	749	"	Flange	0	0	0	0	0	0
750	28-01-2026	14-P-152B Suction line (I/V Gland)	750	4 Inch	Valve	0	0	0	0	0	0
751	28-01-2026	14-P-152BSuction line (I/V U/S Flange)	751	"	Flange	0	0	0	0	0	0
752	28-01-2026	14-P-152B Suction line (I/V D/S Flange)	752	"	Flange	0	0	0	0	0	0
753	28-01-2026	14-P-152B Suction line (I/V Flange/Bonnet)	753	"	Flange	0	0	0	0	0	0
754	28-01-2026	14-P-152B Discharge line (I/V Gland)	754	3 Inch	Valve	0	0	0	0	0	0
755	28-01-2026	14-P-152B Discharge line (I/V U/S Flange)	755	"	Flange	0	0	0	0	0	0
756	28-01-2026	14-P-152B Discharge line (I/V D/S Flange)	756	"	Flange	0	0	0	0	0	0
757	28-01-2026	14-P-152B Discharge line (I/V Flange/Bonnet)	757	"	Flange	0	0	0	0	0	0
758	28-01-2026	14-P-152B Discharge line (NRV Top Flange)	758	"	Flange	0	0	0	0	0	0

Sr.No.	Date	Location	Tag No.	Line Size	Componenet Type	Screening Value (PPM) before Repair	Emission Kg/Hr	Emission Kg/day	Screening Value (PPM) afterRepair	Emission Kg/Hr	Emission Kg/day
759	28-01-2026	14-P-152B Discharge line (NRV U/S Flange)	759	"	Flange	0	0	0	0	0	0
760	28-01-2026	14-FV-1103 (C/V Gland)	760	1 Inch	Valve	0	0	0	0	0	0
761	28-01-2026	14-FV-1103 (C/V U/S Flange)	761	"	Flange	0	0	0	0	0	0
762	28-01-2026	14-FV-1103 (C/V D/S Flange)	762	"	Flange	0	0	0	0	0	0
763	28-01-2026	14-FV-1103 (C/V Flange/Bonnet)	763	"	Flange	0	0	0	0	0	0
764	28-01-2026	14-FV-1103 U/S line (I/V Gland)	764	"	Valve	0	0	0	0	0	0
765	28-01-2026	14-FV-1103 U/S line (I/V U/S Flange)	765	"	Flange	0	0	0	0	0	0
766	28-01-2026	14-FV-1103 U/S line (I/V D/S Flange)	766	"	Flange	0	0	0	0	0	0
767	28-01-2026	14-FV-1103 U/S line (I/V Flange/Bonnet)	767	"	Flange	0	0	0	0	0	0
768	28-01-2026	14-FV-1103 D/S line (I/V Gland)	768	2 Inch	Valve	0	0	0	0	0	0
769	28-01-2026	14-FV-1103 D/S line (I/V U/S Flange)	769	"	Flange	0	0	0	0	0	0
770	28-01-2026	14-FV-1103 D/S line (I/V D/S Flange)	770	"	Flange	0	0	0	0	0	0
771	28-01-2026	14-FV-1103 D/S line (I/V Flange/Bonnet)	771	"	Flange	0	0	0	0	0	0
772	28-01-2026	14-FV-1103 Bypass line (I/V Gland)	772	1.5 Inch	Valve	0	0	0	0	0	0
773	28-01-2026	14-FV-1103 Bypass line (I/V U/S Flange)	773	"	Flange	0	0	0	0	0	0
774	28-01-2026	14-FV-1103 Bypass line (I/V D/S Flange)	774	"	Flange	0	0	0	0	0	0
775	28-01-2026	14-FV-1103 Bypass line (I/V Flange/Bonnet)	775	"	Flange	0	0	0	0	0	0
776	28-01-2026	14-FV-1103 Drain line (I/V Gland)	776	0.5 Inch	Valve	0	0	0	0	0	0
777	28-01-2026	14-FV-1103 Drain line (I/V Flange/Bonnet)	777	"	Flange	0	0	0	0	0	0
778	28-01-2026	14-FV-1103 Drain line (End Flange)	778	"	Flange	0	0	0	0	0	0
779	28-01-2026	14-PV-1201A (C/V Gland)	779	3 Inch	Valve	0	0	0	0	0	0
780	28-01-2026	14-PV-1201A (C/V U/S Flange)	780	"	Flange	0	0	0	0	0	0
781	28-01-2026	14-PV-1201A (C/V D/S Flange)	781	"	Flange	0	0	0	0	0	0
782	28-01-2026	14-PV-1201A (C/V Flange/Bonnet)	782	"	Flange	0	0	0	0	0	0
783	28-01-2026	14-PV-1201A U/S line (I/V Gland)	783	6 Inch	Valve	0	0	0	0	0	0
784	28-01-2026	14-PV-1201A U/S line (I/V U/S Flange)	784	"	Flange	0	0	0	0	0	0
785	28-01-2026	14-PV-1201A U/S line (I/V D/S Flange)	785	"	Flange	0	0	0	0	0	0
786	28-01-2026	14-PV-1201A U/S line (I/V Flange/Bonnet)	786	"	Flange	0	0	0	0	0	0
787	28-01-2026	14-PV-1201A D/S line (I/V Gland)	787	"	Valve	0	0	0	0	0	0
788	28-01-2026	14-PV-1201A D/S line (I/V U/S Flange)	788	"	Flange	0	0	0	0	0	0
789	28-01-2026	14-PV-1201A D/S line (I/V D/S Flange)	789	"	Flange	0	0	0	0	0	0
790	28-01-2026	14-PV-1201A D/S line (I/V Flange/Bonnet)	790	"	Flange	0	0	0	0	0	0
791	28-01-2026	14-PV-1201A Bypass line (I/V Gland)	791	4 Inch	Valve	0	0	0	0	0	0
792	28-01-2026	14-PV-1201A Bypass line (I/V U/S Flange)	792	"	Flange	0	0	0	0	0	0
793	28-01-2026	14-PV-1201A Bypass line (I/V D/S Flange)	793	"	Flange	0	0	0	0	0	0
794	28-01-2026	14-PV-1201A Bypass line (I/V Flange/Bonnet)	794	"	Flange	0	0	0	0	0	0
795	28-01-2026	14-PV-1201A U/S drain line (I/V Gland)	795	0.5 Inch	Valve	0	0	0	0	0	0
796	28-01-2026	14-PV-1201A U/S drain line (I/V Flange/Bonnet)	796	"	Flange	0	0	0	0	0	0
797	28-01-2026	14-PV-1201A U/S drain line (End Flange)	797	"	Flange	0	0	0	0	0	0
798	28-01-2026	14-PV-1201A D/S drain line (I/V Gland)	798	"	Valve	0	0	0	0	0	0

Sr.No.	Date	Location	Tag No.	Line Size	Componenet Type	Screening Value (PPM) before Repair	Emission Kg/Hr	Emission Kg/day	Screening Value (PPM) afterRepair	Emission Kg/Hr	Emission Kg/day
799	28-01-2026	14-PV-1201A D/S drain line (I/V Flange/Bonnet)	799	"	Flange	0	0	0	0	0	0
800	28-01-2026	14-PV-1201A D/S drain line (End Flange)	800	"	Flange	0	0	0	0	0	0
801	28-01-2026	14-PV-1201 Fuel Gas To CRU line /Main line (NRV Top Flange)	801	6 Inch	Flange	0	0	0	0	0	0
802	28-01-2026	14-PV-1201 Fuel Gas To CRU line /Main line (NRV U/S Flange)	802	"	Flange	0	0	0	0	0	0
803	28-01-2026	14-PV-1201 Fuel Gas To CRU line /Main line (NRV D/S Flange)	803	"	Flange	0	0	0	0	0	0
804	28-01-2026	14-PV-1201 (C/V Gland)	804	Insulation	Valve	0	0	0	0	0	0
805	28-01-2026	14-PV-1201 U/S line (I/V Gland)	805	"	Valve	7335	0.002634	0.063214673	7335	0.002634	0.063214673
806	28-01-2026	14-PV-1201 D/S line (I/V Gland)	806	"	Valve	0	0	0	0	0	0
807	28-01-2026	14-PV-1201 Bypass line (I/V Gland)	807	"	Valve	0	0	0	0	0	0
808	28-01-2026	14-PV-1201 Drain line (I/V Gland)	808	0.5 Inch	Valve	0	0	0	0	0	0
809	28-01-2026	14-PV-1201 Drain line (I/V Flange/Bonnet)	809	"	Flange	0	0	0	0	0	0
810	28-01-2026	14-PV-1201 Drain line (End Flange)	810	"	Flange	0	0	0	0	0	0
811	28-01-2026	14-PV-1201 F.G To DCU-I line (I/V Gland)	811	6 Inch	Valve	0	0	0	0	0	0
812	28-01-2026	14-PV-1201 F.G To DCU-I line (I/V U/S Flange)	812	"	Flange	0	0	0	0	0	0
813	28-01-2026	14-PV-1201 F.G To DCU-I line (I/V D/S Flange)	813	"	Flange	0	0	0	0	0	0
814	28-01-2026	14-PV-1201 F.G To DCU-I line (I/V Flange/Bonnet)	814	"	Flange	0	0	0	0	0	0
815	28-01-2026	14-PV-2001B (C/V Gland)	815	2 Inch	Valve	0	0	0	0	0	0
816	28-01-2026	14-PV-2001B (C/V U/S Flange)	816	"	Flange	0	0	0	0	0	0
817	28-01-2026	14-PV-2001B (C/V D/S Flange)	817	"	Flange	0	0	0	0	0	0
818	28-01-2026	14-PV-2001B (C/V Flange/Bonnet)	818	"	Flange	0	0	0	0	0	0
819	28-01-2026	14-PV-2001B U/S line (I/V Gland)	819	6 Inch	Valve	0	0	0	0	0	0
820	28-01-2026	14-PV-2001B U/S line (I/V U/S Flange)	820	"	Flange	0	0	0	0	0	0
821	28-01-2026	14-PV-2001B U/S line (I/V D/S Flange)	821	"	Flange	0	0	0	0	0	0
822	28-01-2026	14-PV-2001B U/S line (I/V Flange/Bonnet)	822	"	Flange	0	0	0	0	0	0
823	28-01-2026	14-PV-2001B D/S line (I/V Gland)	823	"	Valve	0	0	0	0	0	0
824	28-01-2026	14-PV-2001B D/S line (I/V U/S Flange)	824	"	Flange	0	0	0	0	0	0
825	28-01-2026	14-PV-2001B D/S line (I/V D/S Flange)	825	"	Flange	0	0	0	0	0	0
826	28-01-2026	14-PV-2001B D/S line (I/V Flange/Bonnet)	826	"	Flange	0	0	0	0	0	0
827	28-01-2026	14-PV-2001B Bypass line (I/V Gland)	827	2 Inch	Valve	0	0	0	0	0	0
828	28-01-2026	14-PV-2001B Bypass line (I/V U/S Flange)	828	"	Flange	0	0	0	0	0	0
829	28-01-2026	14-PV-2001B Bypass line (I/V D/S Flange)	829	"	Flange	0	0	0	0	0	0
830	28-01-2026	14-PV-2001B Bypass line (I/V Flange/Bonnet)	830	"	Flange	0	0	0	0	0	0
831	28-01-2026	14-PV-2001B U/S drain line (I/V Gland)	831	0.5 Inch	Valve	0	0	0	0	0	0
832	28-01-2026	14-PV-2001B U/S drain line (I/V Flange/Bonnet)	832	"	Flange	0	0	0	0	0	0
833	28-01-2026	14-PV-2001B U/S drain line (End Flange)	833	"	Flange	0	0	0	0	0	0
834	28-01-2026	14-PV-2001B D/S drain line (I/V Gland)	834	"	Valve	0	0	0	0	0	0
835	28-01-2026	14-PV-2001B D/S drain line (I/V Flange/Bonnet)	835	"	Flange	0	0	0	0	0	0
836	28-01-2026	14-PV-2001B D/S drain line (End Flange)	836	"	Flange	0	0	0	0	0	0
837	28-01-2026	14-PV-506/PC-506 (C/V Gland)	837	2 Inch	Valve	0	0	0	0	0	0
838	28-01-2026	14-PV-506/PC-506 (C/V U/S Flange)	838	"	Flange	0	0	0	0	0	0

Sr.No.	Date	Location	Tag No.	Line Size	Componenet Type	Screening Value (PPM) before Repair	Emission Kg/Hr	Emission Kg/day	Screening Value (PPM) afterRepair	Emission Kg/Hr	Emission Kg/day
839	28-01-2026	14-PV-506/PC-506 (C/V D/S Flange)	839	"	Flange	0	0	0	0	0	0
840	28-01-2026	14-PV-506/PC-506 (C/V Flange/Bonnet)	840	"	Flange	0	0	0	0	0	0
841	28-01-2026	14-PV-506/PC-506 U/S line (I/V Gland)	841	4 Inch	Valve	0	0	0	0	0	0
842	28-01-2026	14-PV-506/PC-506 U/S line (I/V U/S Flange)	842	"	Flange	0	0	0	0	0	0
843	28-01-2026	14-PV-506/PC-506 U/S line (I/V D/S Flange)	843	"	Flange	0	0	0	0	0	0
844	28-01-2026	14-PV-506/PC-506 U/S line (I/V Flange/Bonnet)	844	"	Flange	0	0	0	0	0	0
845	28-01-2026	14-PV-506/PC-506 D/S line (I/V Gland)	845	"	Valve	0	0	0	0	0	0
846	28-01-2026	14-PV-506/PC-506 D/S line (I/V U/S Flange)	846	"	Flange	0	0	0	0	0	0
847	28-01-2026	14-PV-506/PC-506 D/S line (I/V D/S Flange)	847	"	Flange	0	0	0	0	0	0
848	28-01-2026	14-PV-506/PC-506 D/S line (I/V Flange/Bonnet)	848	"	Flange	0	0	0	0	0	0
849	28-01-2026	14-PV-506/PC-506 Bypass line (I/V Gland)	849	"	Valve	0	0	0	0	0	0
850	28-01-2026	14-PV-506/PC-506 Bypass line (I/V U/S Flange)	850	"	Flange	0	0	0	0	0	0
851	28-01-2026	14-PV-506/PC-506 Bypass line (I/V D/S Flange)	851	"	Flange	0	0	0	0	0	0
852	28-01-2026	14-PV-506/PC-506 Bypass line (I/V Flange/Bonnet)	852	"	Flange	0	0	0	0	0	0
853	28-01-2026	14-PV-506/PC-506 Drain line upper (I/V Gland)	853	0.5 Inch	Valve	0	0	0	0	0	0
854	28-01-2026	14-PV-506/PC-506 Drain line upper (I/V Flange/Bonnet)	854	"	Flange	0	0	0	0	0	0
855	28-01-2026	14-PV-506/PC-506 Drain line upper (End Flange)	855	"	Flange	0	0	0	0	0	0
856	28-01-2026	14-PV-506/PC-506 Drain line lower (I/V Gland)	856	"	Valve	0	0	0	0	0	0
857	28-01-2026	14-PV-506/PC-506 Drain line lower (I/V Flange/Bonnet)	857	"	Flange	0	0	0	0	0	0
858	28-01-2026	14-PV-506/PC-506 Drain line lower (End Flange)	858	"	Flange	0	0	0	0	0	0
859	28-01-2026	14-PV-1152 (C/V Gland)	859	1.5 Inch	Valve	0	0	0	0	0	0
860	28-01-2026	14-PV-1152 (C/V U/S Flange)	860	"	Flange	0	0	0	0	0	0
861	28-01-2026	14-PV-1152 (C/V D/S Flange)	861	"	Flange	0	0	0	0	0	0
862	28-01-2026	14-PV-1152 (C/V Flange/Bonnet)	862	"	Flange	0	0	0	0	0	0
863	28-01-2026	14-PV-1152 U/S line (I/V Gland)	863	2 Inch	Valve	0	0	0	0	0	0
864	28-01-2026	14-PV-1152 U/S line (I/V U/S Flange)	864	"	Flange	0	0	0	0	0	0
865	28-01-2026	14-PV-1152 U/S line (I/V D/S Flange)	865	"	Flange	0	0	0	0	0	0
866	28-01-2026	14-PV-1152 U/S line (I/V Flange/Bonnet)	866	"	Flange	0	0	0	0	0	0
867	28-01-2026	14-PV-1152 D/S line (I/V Gland)	867	"	Valve	0	0	0	0	0	0
868	28-01-2026	14-PV-1152 D/S line (I/V U/S Flange)	868	"	Flange	0	0	0	0	0	0
869	28-01-2026	14-PV-1152 D/S line (I/V D/S Flange)	869	"	Flange	0	0	0	0	0	0
870	28-01-2026	14-PV-1152 D/S line (I/V Flange/Bonnet)	870	"	Flange	0	0	0	0	0	0
871	28-01-2026	14-PV-1152 Bypass line (I/V Gland)	871	"	Valve	0	0	0	0	0	0
872	28-01-2026	14-PV-1152 Bypass line (I/V U/S Flange)	872	"	Flange	0	0	0	0	0	0
873	28-01-2026	14-PV-1152 Bypass line (I/V D/S Flange)	873	"	Flange	0	0	0	0	0	0
874	28-01-2026	14-PV-1152 Bypass line (I/V Flange/Bonnet)	874	"	Flange	0	0	0	0	0	0
875	28-01-2026	14-PV-1152 U/S drain line (I/V Gland)	875	0.5 Inch	Valve	0	0	0	0	0	0
876	28-01-2026	14-PV-1152 U/S drain line (I/V Flange/Bonnet)	876	"	Flange	0	0	0	0	0	0
877	28-01-2026	14-PV-1152 U/S drain line (End Flange)	877	"	Flange	0	0	0	0	0	0
878	28-01-2026	14-PV-1152 D/S drain line (I/V Gland)	878	"	Valve	0	0	0	0	0	0

Sr.No.	Date	Location	Tag No.	Line Size	Componenet Type	Screening Value (PPM) before Repair	Emission Kg/Hr	Emission Kg/day	Screening Value (PPM) afterRepair	Emission Kg/Hr	Emission Kg/day
879	28-01-2026	14-PV-1152 D/S drain line (I/V Flange/Bonnet)	879	"	Flange	0	0	0	0	0	0
880	28-01-2026	14-PV-1152 D/S drain line (End Flange)	880	"	Flange	0	0	0	0	0	0
881	28-01-2026	14-FV-1104 (C/V Gland)	881	1.5 Inch	Valve	895.2	0.000683	0.01638 1879	895.2	0.000 683	0.016381 879
882	28-01-2026	14-FV-1104 (C/V U/S Flange)	882	"	Flange	0	0	0	0	0	0
883	28-01-2026	14-FV-1104 (C/V D/S Flange)	883	"	Flange	0	0	0	0	0	0
884	28-01-2026	14-FV-1104 (C/V Flange/Bonnet)	884	"	Flange	0	0	0	0	0	0
885	28-01-2026	14-FV-1104 U/S line (I/V Gland)	885	2 Inch	Valve	0	0	0	0	0	0
886	28-01-2026	14-FV-1104 U/S line (I/V U/S Flange)	886	"	Flange	0	0	0	0	0	0
887	28-01-2026	14-FV-1104 U/S line (I/V D/S Flange)	887	"	Flange	0	0	0	0	0	0
888	28-01-2026	14-FV-1104 U/S line (I/V Flange/Bonnet)	888	"	Flange	0	0	0	0	0	0
889	28-01-2026	14-FV-1104 D/S line (I/V Gland)	889	"	Valve	0	0	0	0	0	0
890	28-01-2026	14-FV-1104 D/S line (I/V U/S Flange)	890	"	Flange	0	0	0	0	0	0
891	28-01-2026	14-FV-1104 D/S line (I/V D/S Flange)	891	"	Flange	0	0	0	0	0	0
892	28-01-2026	14-FV-1104 D/S line (I/V Flange/Bonnet)	892	"	Flange	0	0	0	0	0	0
893	28-01-2026	14-FV-1104 Bypass line (I/V Gland)	893	"	Valve	0	0	0	0	0	0
894	28-01-2026	14-FV-1104 Bypass line (I/V U/S Flange)	894	"	Flange	0	0	0	0	0	0
895	28-01-2026	14-FV-1104 Bypass line (I/V D/S Flange)	895	"	Flange	0	0	0	0	0	0
896	28-01-2026	14-FV-1104 Bypass line (I/V Flange/Bonnet)	896	"	Flange	0	0	0	0	0	0
897	28-01-2026	14-FV-1104 To C-006 line (I/V Gland)	897	"	Valve	0	0	0	0	0	0
898	28-01-2026	14-FV-1104 To C-006 line (I/V U/S Flange)	898	"	Flange	0	0	0	0	0	0
899	28-01-2026	14-FV-1104 To C-006 line (I/V D/S Flange)	899	"	Flange	0	0	0	0	0	0
900	28-01-2026	14-FV-1104 To C-006 line (I/V Flange/Bonnet)	900	"	Flange	0	0	0	0	0	0
901	28-01-2026	14-FV-1104 To C-006 line 2nd (I/V Gland)	901	"	Valve	0	0	0	0	0	0
902	28-01-2026	14-FV-1104 To C-006 line 2nd (I/V U/S Flange)	902	"	Flange	0	0	0	0	0	0
903	28-01-2026	14-FV-1104 To C-006 line 2nd (I/V D/S Flange)	903	"	Flange	0	0	0	0	0	0
904	28-01-2026	14-FV-1104 To C-006 line 2nd (I/V Flange/Bonnet)	904	"	Flange	0	0	0	0	0	0
905	28-01-2026	14-FV-1104 To C-006 line (NRV D/S Flange)	905	"	Flange	0	0	0	0	0	0
906	28-01-2026	14-FV-1104 To C-006 line (NRV Top Flange)	906	"	Flange	0	0	0	0	0	0
907	28-01-2026	14-FV-1104 Drain line (I/V Gland)	907	0.5 Inch	Valve	0	0	0	0	0	0
908	28-01-2026	14-FV-1104 Drain line (I/V Flange/Bonnet)	908	"	Flange	0	0	0	0	0	0
909	28-01-2026	14-FV-1104 Drain line (End Flange)	909	"	Flange	0	0	0	0	0	0
910	28-01-2026	14-P-18A Suction line (I/V Gland)	910	4 Inch	Valve	0	0	0	0	0	0
911	28-01-2026	14-P-18A Suction line (I/V U/S Flange)	911	"	Flange	0	0	0	0	0	0
912	28-01-2026	14-P-18A Suction line (I/V D/S Flange)	912	"	Flange	0	0	0	0	0	0
913	28-01-2026	14-P-18A Suction line (I/V Flange/Bonnet)	913	"	Flange	0	0	0	0	0	0
914	28-01-2026	14-P-18A Suction line drain (I/V Gland)	914	0.5 Inch	Valve	0	0	0	0	0	0
915	28-01-2026	14-P-18A Suction line drain (I/V Flange/Bonnet)	915	"	Flange	0	0	0	0	0	0
916	28-01-2026	14-P-18A Suction line drain (End Flange)	916	"	Flange	0	0	0	0	0	0
917	28-01-2026	14-P-18A Discharge line (I/V Gland)	917	2 Inch	Valve	27.3	0.000073	0.00174 28	27.3	0.000 073	0.001742 8
918	28-01-2026	14-P-18A Discharge line (I/V U/S Flange)	918	"	Flange	0	0	0	0	0	0

Sr.No.	Date	Location	Tag No.	Line Size	Componenet Type	Screening Value (PPM) before Repair	Emission Kg/Hr	Emission Kg/day	Screening Value (PPM) afterRepair	Emission Kg/Hr	Emission Kg/day
919	28-01-2026	14-P-18A Discharge line (I/V D/S Flange)	919	"	Flange	0	0	0	0	0	0
920	28-01-2026	14-P-18A Discharge line (I/V Flange/Bonnet)	920	"	Flange	0	0	0	0	0	0
921	28-01-2026	14-P-18A Discharge line drain (I/V Gland)	921	0.5 Inch	Valve	0	0	0	0	0	0
922	28-01-2026	14-P-18A Discharge line drain (I/V Flange/Bonnet)	922	"	Flange	0	0	0	0	0	0
923	28-01-2026	14-P-151A Suction line (I/V Gland)	923	2 Inch	Valve	0	0	0	0	0	0
924	28-01-2026	14-P-151A Suction line (I/V U/S Flange)	924	"	Flange	0	0	0	0	0	0
925	28-01-2026	14-P-151A Suction line (I/V D/S Flange)	925	"	Flange	0	0	0	0	0	0
926	28-01-2026	14-P-151A Suction line (I/V Flange/Bonnet)	926	"	Flange	0	0	0	0	0	0
927	28-01-2026	14-P-151A Discharge line (I/V Gland)	927	1.5 Inch	Valve	0	0	0	0	0	0
928	28-01-2026	14-P-151A Discharge line (I/V Flange/Bonnet)	928	"	Flange	0	0	0	0	0	0
929	28-01-2026	14-P-151A Discharge line (NRV Top Flange)	929	"	Flange	0	0	0	0	0	0
930	28-01-2026	14-P-151B Suction line (I/V Gland)	930	2 Inch	Valve	0	0	0	0	0	0
931	28-01-2026	14-P-151B Suction line (I/V U/S Flange)	931	"	Flange	0	0	0	0	0	0
932	28-01-2026	14-P-151B Suction line (I/V D/S Flange)	932	"	Flange	0	0	0	0	0	0
933	28-01-2026	14-P-151B Suction line (I/V Flange/Bonnet)	933	"	Flange	0	0	0	0	0	0
934	28-01-2026	14-P-151B Discharge line (I/V Gland)	934	1.5 Inch	Valve	0	0	0	0	0	0
935	28-01-2026	14-P-151B Discharge line (I/V Flange/Bonnet)	935	"	Flange	0	0	0	0	0	0
936	28-01-2026	14-P-151B Discharge line (NRV Top Flange)	936	"	Flange	0	0	0	0	0	0

Sr.No.	Date	Location	Tag No.	Line Size	Componenet Type	Screening Value (PPM) before Repair	Emission Kg/Hr	Emission Kg/day	Screening Value (PPM) afterRepair	Emission Kg/Hr	Emission Kg/day
LPG											
1	30-01-2026	52-P-101A Suction line (Header-1) (IV Gland)	1	10 Inch	Valve	0	0	0	0	0	0
2	30-01-2026	52-P-101A Suction line (Header-1) (IV U/S Flange)	2	"	Flange	0	0	0	0	0	0
3	30-01-2026	52-P-101A Suction line (Header-1) (IV D/S Flange)	3	"	Flange	0	0	0	0	0	0
4	30-01-2026	52-P-101A Suction line (Header-1) (IV Flange/Bonnet)	4	"	Flange	0	0	0	0	0	0
5	30-01-2026	52-P-101A Suction line (Header-2) (IV Gland)	5	"	Valve	0	0	0	0	0	0
6	30-01-2026	52-P-101A Suction line (Header-2) (IV U/S Flange)	6	"	Flange	0	0	0	0	0	0
7	30-01-2026	52-P-101A Suction line (Header-2) (IV D/S Flange)	7	"	Flange	0	0	0	0	0	0
8	30-01-2026	52-P-101A Suction line (Header-2) (IV Flange/Bonnet)	8	"	Flange	0	0	0	0	0	0
9	30-01-2026	52-P-101A 6" Loading Header line (IV Gland)	9	6 Inch	Valve	0	0	0	0	0	0
10	30-01-2026	52-P-101A 6" Loading Header line (IV U/S Flange)	10	"	Flange	0	0	0	0	0	0
11	30-01-2026	52-P-101A 6" Loading Header line (IV D/S Flange)	11	"	Flange	0	0	0	0	0	0
12	30-01-2026	52-P-101A 6" Loading Header line (IV Flange/Bonnet)	12	"	Flange	0	0	0	0	0	0
13	30-01-2026	52-P-101A 4" Recirculation line (IV Gland)	13	4 Inch	Valve	0	0	0	0	0	0
14	30-01-2026	52-P-101A 4" Recirculation line (IV U/S Flange)	14	"	Flange	0	0	0	0	0	0
15	30-01-2026	52-P-101A 4" Recirculation line (IV D/S Flange)	15	"	Flange	0	0	0	0	0	0
16	30-01-2026	52-P-101A 4" Recirculation line (IV Flange/Bonnet)	16	"	Flange	0	0	0	0	0	0
17	30-01-2026	52-P-101A 3" Re-Circulation line (IV Gland)	17	3 Inch	Valve	0	0	0	0	0	0
18	30-01-2026	52-P-101A 3" Re-Circulation line (IV U/S Flange)	18	"	Flange	0	0	0	0	0	0
19	30-01-2026	52-P-101A 3" Re-Circulation line (IV D/S Flange)	19	"	Flange	0	0	0	0	0	0
20	30-01-2026	52-P-101A 3" Re-Circulation line (IV Flange/Bonnet)	20	"	Flange	0	0	0	0	0	0
21	30-01-2026	52-P-101A Discharge line (NRV Top Flange)	21	6 Inch	Valve	0	0	0	0	0	0
22	30-01-2026	52-P-101A Discharge line (NRV U/S Flange)	22	"	Flange	0	0	0	0	0	0
23	30-01-2026	52-P-101A Discharge line (NRV D/S Flange)	23	"	Flange	0	0	0	0	0	0
24	30-01-2026	52-P-101B Suction line (Header-1) (IV Gland)	24	10 Inch	Valve	0	0	0	0	0	0
25	30-01-2026	52-P-101B Suction line (Header-1) (IV U/S Flange)	25	"	Flange	0	0	0	0	0	0
26	30-01-2026	52-P-101B Suction line (Header-1) (IV D/S Flange)	26	"	Flange	0	0	0	0	0	0
27	30-01-2026	52-P-101B Suction line (Header-1) (IV Flange/Bonnet)	27	"	Flange	0	0	0	0	0	0
28	30-01-2026	52-P-101B Suction line (Header-2) (IV Gland)	28	"	Valve	0	0	0	0	0	0
29	30-01-2026	52-P-101B Suction line (Header-2) (IV U/S Flange)	29	"	Flange	0	0	0	0	0	0
30	30-01-2026	52-P-101B Suction line (Header-2) (IV D/S Flange)	30	"	Flange	0	0	0	0	0	0
31	30-01-2026	52-P-101B Suction line (Header-2) (IV Flange/Bonnet)	31	"	Flange	0	0	0	0	0	0
32	30-01-2026	52-P-101B 6" Loading Header line (IV Gland)	32	6 Inch	Valve	0	0	0	0	0	0
33	30-01-2026	52-P-101B 6" Loading Header line (IV U/S Flange)	33	"	Flange	0	0	0	0	0	0
34	30-01-2026	52-P-101B 6" Loading Header line (IV D/S Flange)	34	"	Flange	0	0	0	0	0	0
35	30-01-2026	52-P-101B 6" Loading Header line (IV Flange/Bonnet)	35	"	Flange	0	0	0	0	0	0
36	30-01-2026	52-P-101B 4" Recirculation line (IV Gland)	36	4 Inch	Valve	0	0	0	0	0	0
37	30-01-2026	52-P-101B 4" Recirculation line (IV U/S Flange)	37	"	Flange	0	0	0	0	0	0
38	30-01-2026	52-P-101B 4" Recirculation line (IV D/S Flange)	38	"	Flange	0	0	0	0	0	0
39	30-01-2026	52-P-101B 4" Recirculation line (IV Flange/Bonnet)	39	"	Flange	0	0	0	0	0	0

Sr.No.	Date	Location	Tag No.	Line Size	Componenet Type	Screening Value (PPM) before Repair	Emission Kg/Hr	Emission Kg/day	Screening Value (PPM) afterRepair	Emission Kg/Hr	Emission Kg/day
40	30-01-2026	52-P-101B 3" Re-Circulation line (IV Gland)	40	3 Inch	Valve	0	0	0	0	0	0
41	30-01-2026	52-P-101B 3" Re-Circulation line (IV U/S Flange)	41	"	Flange	0	0	0	0	0	0
42	30-01-2026	52-P-101B 3" Re-Circulation line (IV D/S Flange)	42	"	Flange	0	0	0	0	0	0
43	30-01-2026	52-P-101B 3" Re-Circulation line (IV Flange/Bonnet)	43	"	Flange	0	0	0	0	0	0
44	30-01-2026	52-P-101B Discharge line (NRV Top Flange)	44	6 Inch	Valve	0	0	0	0	0	0
45	30-01-2026	52-P-101B Discharge line (NRV U/S Flange)	45	"	Flange	0	0	0	0	0	0
46	30-01-2026	52-P-101B Discharge line (NRV D/S Flange)	46	"	Flange	0	0	0	0	0	0
47	30-01-2026	52-TSV-1001 (TSV U/S Joint)	47	0.5 Inch	Joint	0	0	0	0	0	0
48	30-01-2026	52-TSV-1001 (TSV U/S Joint)	48	"	Joint	0	0	0	0	0	0
49	30-01-2026	52-TSV-1001 (TSV Flange)	49	"	Flange	0	0	0	0	0	0
50	30-01-2026	52-TSV-1001 Upper (I/V Gland)	50	"	Valve	0	0	0	0	0	0
51	30-01-2026	52-TSV-1001 Upper (I/V Flange/Bonnet)	51	"	Flange	0	0	0	0	0	0
52	30-01-2026	52-TSV-1001 Lower (I/V Gland)	52	"	Valve	0	0	0	0	0	0
53	30-01-2026	52-TSV-1001 Lower (I/V Flange/Bonnet)	53	"	Flange	0	0	0	0	0	0
54	30-01-2026	52-TSV-1002 (TSV U/S Joint)	54	0.5 Inch	Joint	0	0	0	0	0	0
55	30-01-2026	52-TSV-1002 (TSV U/S Joint)	55	"	Joint	0	0	0	0	0	0
56	30-01-2026	52-TSV-1002 (TSV Flange)	56	"	Flange	0	0	0	0	0	0
57	30-01-2026	52-TSV-1002 Upper (I/V Gland)	57	"	Valve	0	0	0	0	0	0
58	30-01-2026	52-TSV-1002 Upper (I/V Flange/Bonnet)	58	"	Flange	0	0	0	0	0	0
59	30-01-2026	52-TSV-1002 Lower (I/V Gland)	59	"	Valve	0	0	0	0	0	0
60	30-01-2026	52-TSV-1002 Lower (I/V Flange/Bonnet)	60	"	Flange	0	0	0	0	0	0
61	30-01-2026	52-TSV-1003 (TSV U/S Joint)	61	0.5 Inch	Joint	0	0	0	0	0	0
62	30-01-2026	52-TSV-1003 (TSV U/S Joint)	62	"	Joint	0	0	0	0	0	0
63	30-01-2026	52-TSV-1003 (TSV Flange)	63	"	Flange	0	0	0	0	0	0
64	30-01-2026	52-TSV-1003 Upper (I/V Gland)	64	"	Valve	0	0	0	0	0	0
65	30-01-2026	52-TSV-1003 Upper (I/V Flange/Bonnet)	65	"	Flange	0	0	0	0	0	0
66	30-01-2026	52-TSV-1003 Lower (I/V Gland)	66	"	Valve	9.5	0.000037	0.00088 4972	9.5	0.000 037	0.000884 972
67	30-01-2026	52-TSV-1003 Lower (I/V Flange/Bonnet)	67	"	Flange	0	0	0	0	0	0
68	30-01-2026	52-TSV-1004 (TSV U/S Joint)	68	0.5 Inch	Joint	0	0	0	0	0	0
69	30-01-2026	52-TSV-1004 (TSV U/S Joint)	69	"	Joint	0	0	0	0	0	0
70	30-01-2026	52-TSV-1004 (TSV Flange)	70	"	Flange	0	0	0	0	0	0
71	30-01-2026	52-TSV-1004 Upper (I/V Gland)	71	"	Valve	0	0	0	0	0	0
72	30-01-2026	52-TSV-1004 Upper (I/V Flange/Bonnet)	72	"	Flange	0	0	0	0	0	0
73	30-01-2026	52-TSV-1004 Lower (I/V Gland)	73	"	Valve	0	0	0	0	0	0
74	30-01-2026	52-TSV-1004 Lower (I/V Flange/Bonnet)	74	"	Flange	0	0	0	0	0	0
75	30-01-2026	52-TSV-1005 (TSV U/S Joint)	75	0.5 Inch	Joint	0	0	0	0	0	0
76	30-01-2026	52-TSV-1005 (TSV U/S Joint)	76	"	Joint	0	0	0	0	0	0
77	30-01-2026	52-TSV-1005 (TSV Flange)	77	"	Flange	0	0	0	0	0	0
78	30-01-2026	52-TSV-1005 Upper (I/V Gland)	78	"	Valve	0	0	0	0	0	0
79	30-01-2026	52-TSV-1005 Upper (I/V Flange/Bonnet)	79	"	Flange	0	0	0	0	0	0

Sr.No.	Date	Location	Tag No.	Line Size	Componenet Type	Screening Value (PPM) before Repair	Emission Kg/Hr	Emission Kg/day	Screening Value (PPM) afterRepair	Emission Kg/Hr	Emission Kg/day
80	30-01-2026	52-TSV-1005 Lower (I/V Gland)	80	"	Valve	0	0	0	0	0	0
81	30-01-2026	52-TSV-1005 Lower (I/V Flange/Bonnet)	81	"	Flange	0	0	0	0	0	0
82	30-01-2026	52-TSV-1006 (TSV U/S Joint)	82	0.5 Inch	Joint	0	0	0	0	0	0
83	30-01-2026	52-TSV-1006 (TSV U/S Joint)	83	"	Joint	0	0	0	0	0	0
84	30-01-2026	52-TSV-1006 (TSV Flange)	84	"	Flange	0	0	0	0	0	0
85	30-01-2026	52-TSV-1006 Upper (I/V Gland)	85	"	Valve	0	0	0	0	0	0
86	30-01-2026	52-TSV-1006 Upper (I/V Flange/Bonnet)	86	"	Flange	0	0	0	0	0	0
87	30-01-2026	52-TSV-1006 Lower (I/V Gland)	87	"	Valve	0	0	0	0	0	0
88	30-01-2026	52-TSV-1006 Lower (I/V Flange/Bonnet)	88	"	Flange	0	0	0	0	0	0
89	30-01-2026	52-TSV-1007 (TSV U/S Joint)	89	0.5 Inch	Joint	0	0	0	0	0	0
90	30-01-2026	52-TSV-1007 (TSV U/S Joint)	90	"	Joint	0	0	0	0	0	0
91	30-01-2026	52-TSV-1007 (TSV Flange)	91	"	Flange	0	0	0	0	0	0
92	30-01-2026	52-TSV-1007 Upper (I/V Gland)	92	"	Valve	0	0	0	0	0	0
93	30-01-2026	52-TSV-1007 Upper (I/V Flange/Bonnet)	93	"	Flange	0	0	0	0	0	0
94	30-01-2026	52-TSV-1007 Lower (I/V Gland)	94	"	Valve	0	0	0	0	0	0
95	30-01-2026	52-TSV-1007 Lower (I/V Flange/Bonnet)	95	"	Flange	0	0	0	0	0	0
96	30-01-2026	Main I/O Valve (IV Gland)	96	12 Inch	Valve	38.5	0.000091	0.002173186	38.5	0.000091	0.002173186
97	30-01-2026	Main I/O Valve (IV U/S Flange)	97	"	Flange	0	0	0	0	0	0
98	30-01-2026	Main I/O Valve (IV D/S Flange)	98	"	Flange	0	0	0	0	0	0
99	30-01-2026	Main I/O Valve (IV Flange/Bonnet)	99	"	Flange	0	0	0	0	0	0
100	30-01-2026	Suction line for Loading Header-1 (IV Gland)	100	"	Valve	0	0	0	0	0	0
101	30-01-2026	Suction line for Loading Header-1 (IV U/S Flange)	101	"	Flange	0	0	0	0	0	0
102	30-01-2026	Suction line for Loading Header-1 (IV D/S Flange)	102	"	Flange	0	0	0	0	0	0
103	30-01-2026	Suction line for Loading Header-1 (IV Flange/Bonnet)	103	"	Flange	0	0	0	0	0	0
104	30-01-2026	Suction line for Loading Header-2 (IV Gland)	104	"	Valve	0	0	0	0	0	0
105	30-01-2026	Suction line for Loading Header-2 (IV U/S Flange)	105	"	Flange	0	0	0	0	0	0
106	30-01-2026	Suction line for Loading Header-2 (IV D/S Flange)	106	"	Flange	0	0	0	0	0	0
107	30-01-2026	Suction line for Loading Header-2 (IV Flange/Bonnet)	107	"	Flange	0	0	0	0	0	0
108	30-01-2026	R/D From unit to horton sphere T-101 line (IV Gland)	108	4 Inch	Valve	18.3	0.000056	0.001348108	18.3	0.000056	0.001348108
109	30-01-2026	R/D From unit to horton sphere T-101 line (IV U/S Flange)	109	"	Flange	0	0	0	0	0	0
110	30-01-2026	R/D From unit to horton sphere T-101 line (IV D/S Flange)	110	"	Flange	0	0	0	0	0	0
111	30-01-2026	R/D From unit to horton sphere T-101 line (IV Flange/Bonnet)	111	"	Flange	0	0	0	0	0	0
112	30-01-2026	52-ROV-1001 (C/V U/S Flange)	112	4 Inch	Flange	0	0	0	0	0	0
113	30-01-2026	52-ROV-1001 (C/V D/S Flange)	113	"	Flange	0	0	0	0	0	0
114	30-01-2026	52-ROV-1002 (C/V U/S Flange)	114	4 Inch	Flange	0	0	0	0	0	0
115	30-01-2026	52-ROV-1002 (C/V D/S Flange)	115	"	Flange	0	0	0	0	0	0
116	30-01-2026	52-ROV-1002 U/S line (IV Gland)	116	"	Valve	0	0	0	0	0	0
117	30-01-2026	52-ROV-1002 U/S line (IV U/S Flange)	117	"	Flange	0	0	0	0	0	0
118	30-01-2026	52-ROV-1002 U/S line (IV D/S Flange)	118	"	Flange	0	0	0	0	0	0
119	30-01-2026	52-ROV-1002 U/S line (IV Flange/Bonnet)	119	"	Flange	0	0	0	0	0	0

Sr.No.	Date	Location	Tag No.	Line Size	Componenet Type	Screening Value (PPM) before Repair	Emission Kg/Hr	Emission Kg/day	Screening Value (PPM) afterRepair	Emission Kg/Hr	Emission Kg/day
120	30-01-2026	52-ROV-1003 (C/V U/S Flange)	120	4 Inch	Flange	0	0	0	0	0	0
121	30-01-2026	52-ROV-1003 (C/V D/S Flange)	121	"	Flange	0	0	0	0	0	0
122	30-01-2026	52-ROV-1003 U/S line (IV Gland)	122	"	Valve	0	0	0	0	0	0
123	30-01-2026	52-ROV-1003 U/S line (IV U/S Flange)	123	"	Flange	0	0	0	0	0	0
124	30-01-2026	52-ROV-1003 U/S line (IV D/S Flange)	124	"	Flange	0	0	0	0	0	0
125	30-01-2026	52-ROV-1003 U/S line (IV Flange/Bonnet)	125	"	Flange	0	0	0	0	0	0
126	30-01-2026	52-FV-1001 (C/V Gland)	126	2 Inch	Valve	0	0	0	0	0	0
127	30-01-2026	52-FV-1001 (C/V U/S Flange)	127	"	Flange	0	0	0	0	0	0
128	30-01-2026	52-FV-1001 (C/V D/S Flange)	128	"	Flange	0	0	0	0	0	0
129	30-01-2026	52-FV-1001 (C/V Flange/Bonnet)	129	"	Flange	0	0	0	0	0	0
130	30-01-2026	52-FV-1001 U/S line (IV Gland)	130	"	Valve	0	0	0	0	0	0
131	30-01-2026	52-FV-1001 U/S line (IV U/S Flange)	131	"	Flange	0	0	0	0	0	0
132	30-01-2026	52-FV-1001 U/S line (IV D/S Flange)	132	"	Flange	0	0	0	0	0	0
133	30-01-2026	52-FV-1001 U/S line (IV Flange/Bonnet)	133	"	Flange	0	0	0	0	0	0
134	30-01-2026	52-FV-1001 D/S line (IV Gland)	134	"	Valve	0	0	0	0	0	0
135	30-01-2026	52-FV-1001 D/S line (IV U/S Flange)	135	"	Flange	0	0	0	0	0	0
136	30-01-2026	52-FV-1001 D/S line (IV D/S Flange)	136	"	Flange	0	0	0	0	0	0
137	30-01-2026	52-FV-1001 D/S line (IV Flange/Bonnet)	137	"	Flange	0	0	0	0	0	0
138	30-01-2026	52-FV-1001 Bypass line (IV Gland)	138	"	Valve	0	0	0	0	0	0
139	30-01-2026	52-FV-1001 Bypass line (IV U/S Flange)	139	"	Flange	0	0	0	0	0	0
140	30-01-2026	52-FV-1001 Bypass line (IV D/S Flange)	140	"	Flange	0	0	0	0	0	0
141	30-01-2026	52-FV-1001 Bypass line (IV Flange/Bonnet)	141	"	Flange	0	0	0	0	0	0
142	30-01-2026	52-FV-1001 Drain line (IV Gland)	142	0.5 Inch	Valve	0	0	0	0	0	0
143	30-01-2026	52-FV-1001 Drain line (IV Flange/Bonnet)	143	"	Flange	0	0	0	0	0	0
144	30-01-2026	52-FV-1001 Drain line (End Flange)	144	"	Flange	0	0	0	0	0	0
145	30-01-2026	52-FV-1002 (C/V Gland)	145	2 Inch	Valve	17.7	0.000055	0.001319562	17.7	0.000055	0.001319562
146	30-01-2026	52-FV-1002 (C/V U/S Flange)	146	"	Flange	0	0	0	0	0	0
147	30-01-2026	52-FV-1002 (C/V D/S Flange)	147	"	Flange	0	0	0	0	0	0
148	30-01-2026	52-FV-1002 (C/V Flange/Bonnet)	148	"	Flange	0	0	0	0	0	0
149	30-01-2026	52-FV-1002 U/S line (IV Gland)	149	"	Valve	0	0	0	0	0	0
150	30-01-2026	52-FV-1002 U/S line (IV U/S Flange)	150	"	Flange	0	0	0	0	0	0
151	30-01-2026	52-FV-1002 U/S line (IV D/S Flange)	151	"	Flange	0	0	0	0	0	0
152	30-01-2026	52-FV-1002 U/S line (IV Flange/Bonnet)	152	"	Flange	0	0	0	0	0	0
153	30-01-2026	52-FV-1002 D/S line (IV Gland)	153	"	Valve	0	0	0	0	0	0
154	30-01-2026	52-FV-1002 D/S line (IV U/S Flange)	154	"	Flange	0	0	0	0	0	0
155	30-01-2026	52-FV-1002 D/S line (IV D/S Flange)	155	"	Flange	0	0	0	0	0	0
156	30-01-2026	52-FV-1002 D/S line (IV Flange/Bonnet)	156	"	Flange	0	0	0	0	0	0
157	30-01-2026	52-FV-1002 Bypass line (IV Gland)	157	"	Valve	0	0	0	0	0	0
158	30-01-2026	52-FV-1002 Bypass line (IV U/S Flange)	158	"	Flange	0	0	0	0	0	0
159	30-01-2026	52-FV-1002 Bypass line (IV D/S Flange)	159	"	Flange	0	0	0	0	0	0

Sr.No.	Date	Location	Tag No.	Line Size	Componenet Type	Screening Value (PPM) before Repair	Emission Kg/Hr	Emission Kg/day	Screening Value (PPM) afterRepair	Emission Kg/Hr	Emission Kg/day
160	30-01-2026	52-FV-1002 Bypass line (IV Flange/Bonnet)	160	"	Flange	0	0	0	0	0	0
161	30-01-2026	52-FV-1002 Drain line (IV Gland)	161	0.5 Inch	Valve	0	0	0	0	0	0
162	30-01-2026	52-FV-1002 Drain line (IV Flange/Bonnet)	162	"	Flange	0	0	0	0	0	0
163	30-01-2026	52-FV-1002 Drain line (End Flange)	163	"	Flange	0	0	0	0	0	0
164	30-01-2026	52-FV-1003 (C/V Gland)	164	2 Inch	Valve	0	0	0	0	0	0
165	30-01-2026	52-FV-1003 (C/V U/S Flange)	165	"	Flange	0	0	0	0	0	0
166	30-01-2026	52-FV-1003 (C/V D/S Flange)	166	"	Flange	0	0	0	0	0	0
167	30-01-2026	52-FV-1003 (C/V Flange/Bonnet)	167	"	Flange	0	0	0	0	0	0
168	30-01-2026	52-FV-1003 U/S line (IV Gland)	168	"	Valve	0	0	0	0	0	0
169	30-01-2026	52-FV-1003 U/S line (IV U/S Flange)	169	"	Flange	0	0	0	0	0	0
170	30-01-2026	52-FV-1003 U/S line (IV D/S Flange)	170	"	Flange	0	0	0	0	0	0
171	30-01-2026	52-FV-1003 U/S line (IV Flange/Bonnet)	171	"	Flange	0	0	0	0	0	0
172	30-01-2026	52-FV-1003 D/S line (IV Gland)	172	"	Valve	0	0	0	0	0	0
173	30-01-2026	52-FV-1003 D/S line (IV U/S Flange)	173	"	Flange	0	0	0	0	0	0
174	30-01-2026	52-FV-1003 D/S line (IV D/S Flange)	174	"	Flange	0	0	0	0	0	0
175	30-01-2026	52-FV-1003 D/S line (IV Flange/Bonnet)	175	"	Flange	0	0	0	0	0	0
176	30-01-2026	52-FV-1003 Bypass line (IV Gland)	176	"	Valve	0	0	0	0	0	0
177	30-01-2026	52-FV-1003 Bypass line (IV U/S Flange)	177	"	Flange	0	0	0	0	0	0
178	30-01-2026	52-FV-1003 Bypass line (IV D/S Flange)	178	"	Flange	0	0	0	0	0	0
179	30-01-2026	52-FV-1003 Bypass line (IV Flange/Bonnet)	179	"	Flange	0	0	0	0	0	0
180	30-01-2026	52-FV-1003 Drain line (IV Gland)	180	0.5 Inch	Valve	0	0	0	0	0	0
181	30-01-2026	52-FV-1003 Drain line (IV Flange/Bonnet)	181	"	Flange	0	0	0	0	0	0
182	30-01-2026	52-FV-1003 Drain line (End Flange)	182	"	Flange	0	0	0	0	0	0
183	30-01-2026	Main I/O Valve (IV Gland)	183	12 Inch	Valve	0	0	0	0	0	0
184	30-01-2026	Main I/O Valve (IV U/S Flange)	184	"	Flange	0	0	0	0	0	0
185	30-01-2026	Main I/O Valve (IV D/S Flange)	185	"	Flange	0	0	0	0	0	0
186	30-01-2026	Main I/O Valve (IV Flange/Bonnet)	186	"	Flange	0	0	0	0	0	0
187	30-01-2026	Suction line for Loading Header-1 (IV Gland)	187	"	Valve	0	0	0	0	0	0
188	30-01-2026	Suction line for Loading Header-1 (IV U/S Flange)	188	"	Flange	0	0	0	0	0	0
189	30-01-2026	Suction line for Loading Header-1 (IV D/S Flange)	189	"	Flange	0	0	0	0	0	0
190	30-01-2026	Suction line for Loading Header-1 (IV Flange/Bonnet)	190	"	Flange	0	0	0	0	0	0
191	30-01-2026	Suction line for Loading Header-2 (IV Gland)	191	"	Valve	0	0	0	0	0	0
192	30-01-2026	Suction line for Loading Header-2 (IV U/S Flange)	192	"	Flange	0	0	0	0	0	0
193	30-01-2026	Suction line for Loading Header-2 (IV D/S Flange)	193	"	Flange	0	0	0	0	0	0
194	30-01-2026	Suction line for Loading Header-2 (IV Flange/Bonnet)	194	"	Flange	0	0	0	0	0	0
195	30-01-2026	R/D From unit to horton sphere T-102 line (IV Gland)	195	4 Inch	Valve	301	0.000339	0.00813712	301	0.000339	0.00813712
196	30-01-2026	R/D From unit to horton sphere T-102 line (IV U/S Flange)	196	"	Flange	0	0	0	0	0	0
197	30-01-2026	R/D From unit to horton sphere T-102 line (IV D/S Flange)	197	"	Flange	0	0	0	0	0	0
198	30-01-2026	R/D From unit to horton sphere T-102 line (IV Flange/Bonnet)	198	"	Flange	0	0	0	0	0	0
199	30-01-2026	52-ROV-1004 (C/V U/S Flange)	199	4 Inch	Flange	0	0	0	0	0	0

Sr.No.	Date	Location	Tag No.	Line Size	Componenet Type	Screening Value (PPM) before Repair	Emission Kg/Hr	Emission Kg/day	Screening Value (PPM) afterRepair	Emission Kg/Hr	Emission Kg/day
200	30-01-2026	52-ROV-1004 (C/V D/S Flange)	200	"	Flange	0	0	0	0	0	0
201	30-01-2026	52-ROV-1005 (C/V U/S Flange)	201	4 Inch	Flange	0	0	0	0	0	0
202	30-01-2026	52-ROV-1005 (C/V D/S Flange)	202	"	Flange	0	0	0	0	0	0
203	30-01-2026	52-ROV-1005 U/S line (IV Gland)	203	"	Valve	0	0	0	0	0	0
204	30-01-2026	52-ROV-1005 U/S line (IV U/S Flange)	204	"	Flange	0	0	0	0	0	0
205	30-01-2026	52-ROV-1005 U/S line (IV D/S Flange)	205	"	Flange	0	0	0	0	0	0
206	30-01-2026	52-ROV-1005 U/S line (IV Flange/Bonnet)	206	"	Flange	0	0	0	0	0	0
207	30-01-2026	52-ROV-1006 (C/V U/S Flange)	207	4 Inch	Flange	0	0	0	0	0	0
208	30-01-2026	52-ROV-1006 (C/V D/S Flange)	208	"	Flange	0	0	0	0	0	0
209	30-01-2026	52-ROV-1006 U/S line (IV Gland)	209	"	Valve	0	0	0	0	0	0
210	30-01-2026	52-ROV-1006 U/S line (IV U/S Flange)	210	"	Flange	0	0	0	0	0	0
211	30-01-2026	52-ROV-1006 U/S line (IV D/S Flange)	211	"	Flange	0	0	0	0	0	0
212	30-01-2026	52-ROV-1006 U/S line (IV Flange/Bonnet)	212	"	Flange	0	0	0	0	0	0
213	30-01-2026	Main I/O Valve (IV Gland)	213	12 Inch	Valve	0	0	0	0	0	0
214	30-01-2026	Main I/O Valve (IV U/S Flange)	214	"	Flange	0	0	0	0	0	0
215	30-01-2026	Main I/O Valve (IV D/S Flange)	215	"	Flange	0	0	0	0	0	0
216	30-01-2026	Main I/O Valve (IV Flange/Bonnet)	216	"	Flange	0	0	0	0	0	0
217	30-01-2026	Suction line for Loading Header-1 (IV Gland)	217	"	Valve	13.9	0.000047	0.001129917	13.9	0.000047	0.001129917
218	30-01-2026	Suction line for Loading Header-1 (IV U/S Flange)	218	"	Flange	0	0	0	0	0	0
219	30-01-2026	Suction line for Loading Header-1 (IV D/S Flange)	219	"	Flange	0	0	0	0	0	0
220	30-01-2026	Suction line for Loading Header-1 (IV Flange/Bonnet)	220	"	Flange	0	0	0	0	0	0
221	30-01-2026	Suction line for Loading Header-2 (IV Gland)	221	"	Valve	28.6	0.000075	0.001795635	28.6	0.000075	0.001795635
222	30-01-2026	Suction line for Loading Header-2 (IV U/S Flange)	222	"	Flange	0	0	0	0	0	0
223	30-01-2026	Suction line for Loading Header-2 (IV D/S Flange)	223	"	Flange	0	0	0	0	0	0
224	30-01-2026	Suction line for Loading Header-2 (IV Flange/Bonnet)	224	"	Flange	0	0	0	0	0	0
225	30-01-2026	R/D From unit to horton sphere T-103 line (IV Gland)	225	4 Inch	Valve	55.8	0.000115	0.002757847	55.8	0.000115	0.002757847
226	30-01-2026	R/D From unit to horton sphere T-103 line (IV U/S Flange)	226	"	Flange	0	0	0	0	0	0
227	30-01-2026	R/D From unit to horton sphere T-103 line (IV D/S Flange)	227	"	Flange	0	0	0	0	0	0
228	30-01-2026	R/D From unit to horton sphere T-103 line (IV Flange/Bonnet)	228	"	Flange	0	0	0	0	0	0
229	30-01-2026	52-ROV-1007 (C/V U/S Flange)	229	4 Inch	Flange	0	0	0	0	0	0
230	30-01-2026	52-ROV-1007 (C/V D/S Flange)	230	"	Flange	0	0	0	0	0	0
231	30-01-2026	52-ROV-1008 (C/V U/S Flange)	231	4 Inch	Flange	0	0	0	0	0	0
232	30-01-2026	52-ROV-1008 (C/V D/S Flange)	232	"	Flange	0	0	0	0	0	0
233	30-01-2026	52-ROV-1008 U/S line (IV Gland)	233	"	Valve	0	0	0	0	0	0
234	30-01-2026	52-ROV-1008 U/S line (IV U/S Flange)	234	"	Flange	0	0	0	0	0	0
235	30-01-2026	52-ROV-1008 U/S line (IV D/S Flange)	235	"	Flange	0	0	0	0	0	0
236	30-01-2026	52-ROV-1008 U/S line (IV Flange/Bonnet)	236	"	Flange	0	0	0	0	0	0
237	30-01-2026	52-ROV-1009 (C/V U/S Flange)	237	4 Inch	Flange	0	0	0	0	0	0
238	30-01-2026	52-ROV-1009 (C/V D/S Flange)	238	"	Flange	0	0	0	0	0	0
239	30-01-2026	52-ROV-1009 U/S line (IV Gland)	239	"	Valve	0	0	0	0	0	0

Sr.No.	Date	Location	Tag No.	Line Size	Componenet Type	Screening Value (PPM) before Repair	Emission Kg/Hr	Emission Kg/day	Screening Value (PPM) afterRepair	Emission Kg/Hr	Emission Kg/day
240	30-01-2026	52-ROV-1009 U/S line (IV U/S Flange)	240	"	Flange	0	0	0	0	0	0
241	30-01-2026	52-ROV-1009 U/S line (IV D/S Flange)	241	"	Flange	0	0	0	0	0	0
242	30-01-2026	52-ROV-1009 U/S line (IV Flange/Bonnet)	242	"	Flange	0	0	0	0	0	0
243	31-01-2026	52-PSV -1001 U/S line (IV Gland)	243	6 Inch	Valve	0	0	0	0	0	0
244	31-01-2026	52-PSV -1001 U/S line (IV U/S Flange)	244	"	Flange	0	0	0	0	0	0
245	31-01-2026	52-PSV -1001 U/S line (IV D/S Flange)	245	"	Flange	0	0	0	0	0	0
246	31-01-2026	52-PSV -1001 U/S line (IV Flange/Bonnet)	246	"	Flange	0	0	0	0	0	0
247	31-01-2026	52-PSV -1001 D/S line (IV Gland)	247	8 Inch	Valve	0	0	0	0	0	0
248	31-01-2026	52-PSV -1001 D/S line (IV U/S Flange)	248	"	Flange	0	0	0	0	0	0
249	31-01-2026	52-PSV -1001 D/S line (IV D/S Flange)	249	"	Flange	0	0	0	0	0	0
250	31-01-2026	52-PSV -1001 D/S line (IV Flange/Bonnet)	250	"	Flange	0	0	0	0	0	0
251	31-01-2026	52-PSV -1001 Bypass line upper (IV Gland)	251	2 Inch	Valve	0	0	0	0	0	0
252	31-01-2026	52-PSV -1001 Bypass line upper (IV U/S Flange)	252	"	Flange	0	0	0	0	0	0
253	31-01-2026	52-PSV -1001 Bypass line upper (IV D/S Flange)	253	"	Flange	0	0	0	0	0	0
254	31-01-2026	52-PSV -1001 Bypass line upper (IV Flange/Bonnet)	254	"	Flange	0	0	0	0	0	0
255	31-01-2026	52-PSV -1001 Bypass line lower (IV Gland)	255	"	Valve	0	0	0	0	0	0
256	31-01-2026	52-PSV -1001 Bypass line lower (IV U/S Flange)	256	"	Flange	0	0	0	0	0	0
257	31-01-2026	52-PSV -1001 Bypass line lower (IV D/S Flange)	257	"	Flange	0	0	0	0	0	0
258	31-01-2026	52-PSV -1001 Bypass line lower (IV Flange/Bonnet)	258	"	Flange	0	0	0	0	0	0
259	31-01-2026	52-PSV -1001 Drain line (IV Gland)	259	0.5 Inch	Valve	0	0	0	0	0	0
260	31-01-2026	52-PSV -1001 Drain line (IV Flange/Bonnet)	260	"	Flange	0	0	0	0	0	0
261	31-01-2026	52-PSV -1001 Drain line (End Flange)	261	"	Flange	0	0	0	0	0	0
262	31-01-2026	52-PSV -1002 U/S line (IV Gland)	262	6 Inch	Valve	0	0	0	0	0	0
263	31-01-2026	52-PSV -1002 U/S line (IV U/S Flange)	263	"	Flange	0	0	0	0	0	0
264	31-01-2026	52-PSV -1002 U/S line (IV D/S Flange)	264	"	Flange	0	0	0	0	0	0
265	31-01-2026	52-PSV -1002 U/S line (IV Flange/Bonnet)	265	"	Flange	0	0	0	0	0	0
266	31-01-2026	52-PSV -1002 D/S line (IV Gland)	266	8 Inch	Valve	0	0	0	0	0	0
267	31-01-2026	52-PSV -1002 D/S line (IV U/S Flange)	267	"	Flange	0	0	0	0	0	0
268	31-01-2026	52-PSV -1002 D/S line (IV D/S Flange)	268	"	Flange	0	0	0	0	0	0
269	31-01-2026	52-PSV -1002 D/S line (IV Flange/Bonnet)	269	"	Flange	0	0	0	0	0	0
270	31-01-2026	52-PSV -1002 Drain line (IV Gland)	270	0.5 Inch	Valve	0	0	0	0	0	0
271	31-01-2026	52-PSV -1002 Drain line (IV Flange/Bonnet)	271	"	Flange	0	0	0	0	0	0
272	31-01-2026	52-PSV -1002 Drain line (End Flange)	272	"	Flange	0	0	0	0	0	0
273	31-01-2026	52-PSV -1002 Vapour Balance line (IV Gland)	273	4 Inch	Valve	0	0	0	0	0	0
274	31-01-2026	52-PSV -1002 Vapour Balance line (IV U/S Flange)	274	"	Flange	0	0	0	0	0	0
275	31-01-2026	52-PSV -1002 Vapour Balance line (IV D/S Flange)	275	"	Flange	0	0	0	0	0	0
276	31-01-2026	52-PSV -1002 Vapour Balance line (IV Flange/Bonnet)	276	"	Flange	0	0	0	0	0	0
277	31-01-2026	52-PSV -1002 6"-P-52-1006 To T-101 Top line/Recirculation line (IV Gland)	277	6 Inch	Valve	0	0	0	0	0	0
278	31-01-2026	52-PSV -1002 6"-P-52-1006 To T-101 Top line/Recirculation line (IV U/S Flange)	278	"	Flange	0	0	0	0	0	0
279	31-01-2026	52-PSV -1002 6"-P-52-1006 To T-101 Top line/Recirculation line (IV D/S Flange)	279	"	Flange	0	0	0	0	0	0

Sr.No.	Date	Location	Tag No.	Line Size	Componenet Type	Screening Value (PPM) before Repair	Emission Kg/Hr	Emission Kg/day	Screening Value (PPM) afterRepair	Emission Kg/Hr	Emission Kg/day
280	31-01-2026	52-PSV -1002 6"-P-52-1006 To T-101 Top line/Recirculation line (IV Flange/Bonnet)	280	"	Flange	0	0	0	0	0	0
281	31-01-2026	52-PSV -1002 6"-P-52-1006 To T-101 Top line/Recirculation line (NRV Top Flange)	281	"	Valve	0	0	0	0	0	0
282	31-01-2026	52-PSV -1002 6"-P-52-1006 To T-101 Top line/Recirculation line (NRV U/S Flange)	282	"	Flange	0	0	0	0	0	0
283	31-01-2026	52-PSV -1002 6"-P-52-1006 To T-101 Top line/Recirculation line (NRV D/S Flange)	283	"	Flange	0	0	0	0	0	0
284	31-01-2026	52-PSV -1004 U/S line (IV Gland)	284	6 Inch	Valve	0	0	0	0	0	0
285	31-01-2026	52-PSV -1004 U/S line (IV U/S Flange)	285	"	Flange	0	0	0	0	0	0
286	31-01-2026	52-PSV -1004 U/S line (IV D/S Flange)	286	"	Flange	0	0	0	0	0	0
287	31-01-2026	52-PSV -1004 U/S line (IV Flange/Bonnet)	287	"	Flange	0	0	0	0	0	0
288	31-01-2026	52-PSV -1004 D/S line (IV Gland)	288	8 Inch	Valve	0	0	0	0	0	0
289	31-01-2026	52-PSV -1004 D/S line (IV U/S Flange)	289	"	Flange	0	0	0	0	0	0
290	31-01-2026	52-PSV -1004 D/S line (IV D/S Flange)	290	"	Flange	0	0	0	0	0	0
291	31-01-2026	52-PSV -1004 D/S line (IV Flange/Bonnet)	291	"	Flange	0	0	0	0	0	0
292	31-01-2026	52-PSV -1004 Bypass line upper (IV Gland)	292	2 Inch	Valve	0	0	0	0	0	0
293	31-01-2026	52-PSV -1004 Bypass line upper (IV U/S Flange)	293	"	Flange	0	0	0	0	0	0
294	31-01-2026	52-PSV -1004 Bypass line upper (IV D/S Flange)	294	"	Flange	0	0	0	0	0	0
295	31-01-2026	52-PSV -1004 Bypass line upper (IV Flange/Bonnet)	295	"	Flange	0	0	0	0	0	0
296	31-01-2026	52-PSV -1004 Bypass line lower (IV Gland)	296	"	Valve	0	0	0	0	0	0
297	31-01-2026	52-PSV -1004 Bypass line lower (IV U/S Flange)	297	"	Flange	0	0	0	0	0	0
298	31-01-2026	52-PSV -1004 Bypass line lower (IV D/S Flange)	298	"	Flange	0	0	0	0	0	0
299	31-01-2026	52-PSV -1004 Bypass line lower (IV Flange/Bonnet)	299	"	Flange	0	0	0	0	0	0
300	31-01-2026	52-PSV -1004 Drain line (IV Gland)	300	0.5 Inch	Valve	0	0	0	0	0	0
301	31-01-2026	52-PSV -1004 Drain line (IV Flange/Bonnet)	301	"	Flange	0	0	0	0	0	0
302	31-01-2026	52-PSV -1004 Drain line (End Flange)	302	"	Flange	0	0	0	0	0	0
303	31-01-2026	52-PSV -1003 U/S line (IV Gland)	303	6 Inch	Valve	0	0	0	0	0	0
304	31-01-2026	52-PSV -1003 U/S line (IV U/S Flange)	304	"	Flange	0	0	0	0	0	0
305	31-01-2026	52-PSV -1003 U/S line (IV D/S Flange)	305	"	Flange	0	0	0	0	0	0
306	31-01-2026	52-PSV -1003 U/S line (IV Flange/Bonnet)	306	"	Flange	0	0	0	0	0	0
307	31-01-2026	52-PSV -1003 D/S line (IV Gland)	307	8 Inch	Valve	0	0	0	0	0	0
308	31-01-2026	52-PSV -1003 D/S line (IV U/S Flange)	308	"	Flange	0	0	0	0	0	0
309	31-01-2026	52-PSV -1003 D/S line (IV D/S Flange)	309	"	Flange	0	0	0	0	0	0
310	31-01-2026	52-PSV -1003 D/S line (IV Flange/Bonnet)	310	"	Flange	0	0	0	0	0	0
311	31-01-2026	52-PSV -1003 Drain line (IV Gland)	311	0.5 Inch	Valve	0	0	0	0	0	0
312	31-01-2026	52-PSV -1003 Drain line (IV Flange/Bonnet)	312	"	Flange	0	0	0	0	0	0
313	31-01-2026	52-PSV -1003 Drain line (End Flange)	313	"	Flange	0	0	0	0	0	0
314	31-01-2026	52-PSV -1003 Vapour Balance line (IV Gland)	314	4 Inch	Valve	0	0	0	0	0	0
315	31-01-2026	52-PSV -1003 Vapour Balance line (IV U/S Flange)	315	"	Flange	0	0	0	0	0	0
316	31-01-2026	52-PSV -1003 Vapour Balance line (IV D/S Flange)	316	"	Flange	0	0	0	0	0	0
317	31-01-2026	52-PSV -1003 Vapour Balance line (IV Flange/Bonnet)	317	"	Flange	0	0	0	0	0	0
318	31-01-2026	52-PSV -1003 6"-P-52-1006 To T-102 Top line/Recirculation line (IV Gland)	318	6 Inch	Valve	0	0	0	0	0	0
319	31-01-2026	52-PSV -1003 6"-P-52-1006 To T-102 Top line/Recirculation line (IV U/S Flange)	319	"	Flange	0	0	0	0	0	0

Sr.No.	Date	Location	Tag No.	Line Size	Componenet Type	Screening Value (PPM) before Repair	Emission Kg/Hr	Emission Kg/day	Screening Value (PPM) afterRepair	Emission Kg/Hr	Emission Kg/day
320	31-01-2026	52-PSV -1003 6"-P-52-1006 To T-102 Top line/Recirculation line (IV D/S Flange)	320	"	Flange	0	0	0	0	0	0
321	31-01-2026	52-PSV -1003 6"-P-52-1006 To T-102 Top line/Recirculation line (IV Flange/Bonnet)	321	"	Flange	0	0	0	0	0	0
322	31-01-2026	52-PSV -1003 6"-P-52-1006 To T-102 Top line/Recirculation line (NRV Top Flange)	322	"	Valve	0	0	0	0	0	0
323	31-01-2026	52-PSV -1003 6"-P-52-1006 To T-102 Top line/Recirculation line (NRV U/S Flange)	323	"	Flange	0	0	0	0	0	0
324	31-01-2026	52-PSV -1003 6"-P-52-1006 To T-102 Top line/Recirculation line (NRV D/S Flange)	324	"	Flange	0	0	0	0	0	0
325	31-01-2026	52-PSV -1006 U/S line (IV Gland)	325	6 Inch	Valve	0	0	0	0	0	0
326	31-01-2026	52-PSV -1006 U/S line (IV U/S Flange)	326	"	Flange	0	0	0	0	0	0
327	31-01-2026	52-PSV -1006 U/S line (IV D/S Flange)	327	"	Flange	0	0	0	0	0	0
328	31-01-2026	52-PSV -1006 U/S line (IV Flange/Bonnet)	328	"	Flange	0	0	0	0	0	0
329	31-01-2026	52-PSV -1006 D/S line (IV Gland)	329	8 Inch	Valve	0	0	0	0	0	0
330	31-01-2026	52-PSV -1006 D/S line (IV U/S Flange)	330	"	Flange	0	0	0	0	0	0
331	31-01-2026	52-PSV -1006 D/S line (IV D/S Flange)	331	"	Flange	0	0	0	0	0	0
332	31-01-2026	52-PSV -1006 D/S line (IV Flange/Bonnet)	332	"	Flange	0	0	0	0	0	0
333	31-01-2026	52-PSV -1006 Bypass line upper (IV Gland)	333	2 Inch	Valve	0	0	0	0	0	0
334	31-01-2026	52-PSV -1006 Bypass line upper (IV U/S Flange)	334	"	Flange	0	0	0	0	0	0
335	31-01-2026	52-PSV -1006 Bypass line upper (IV D/S Flange)	335	"	Flange	0	0	0	0	0	0
336	31-01-2026	52-PSV -1006 Bypass line upper (IV Flange/Bonnet)	336	"	Flange	0	0	0	0	0	0
337	31-01-2026	52-PSV -1006 Bypass line lower (IV Gland)	337	"	Valve	0	0	0	0	0	0
338	31-01-2026	52-PSV -1006 Bypass line lower (IV U/S Flange)	338	"	Flange	0	0	0	0	0	0
339	31-01-2026	52-PSV -1006 Bypass line lower (IV D/S Flange)	339	"	Flange	0	0	0	0	0	0
340	31-01-2026	52-PSV -1006 Bypass line lower (IV Flange/Bonnet)	340	"	Flange	0	0	0	0	0	0
341	31-01-2026	52-PSV -1006 Drain line (IV Gland)	341	0.5 Inch	Valve	0	0	0	0	0	0
342	31-01-2026	52-PSV -1006 Drain line (IV Flange/Bonnet)	342	"	Flange	0	0	0	0	0	0
343	31-01-2026	52-PSV -1006 Drain line (End Flange)	343	"	Flange	0	0	0	0	0	0
344	31-01-2026	52-PSV -1005 U/S line (IV Gland)	344	6 Inch	Valve	0	0	0	0	0	0
345	31-01-2026	52-PSV -1005 U/S line (IV U/S Flange)	345	"	Flange	0	0	0	0	0	0
346	31-01-2026	52-PSV -1005 U/S line (IV D/S Flange)	346	"	Flange	0	0	0	0	0	0
347	31-01-2026	52-PSV -1005 U/S line (IV Flange/Bonnet)	347	"	Flange	0	0	0	0	0	0
348	31-01-2026	52-PSV -1005 D/S line (IV Gland)	348	8 Inch	Valve	0	0	0	0	0	0
349	31-01-2026	52-PSV -1005 D/S line (IV U/S Flange)	349	"	Flange	0	0	0	0	0	0
350	31-01-2026	52-PSV -1005 D/S line (IV D/S Flange)	350	"	Flange	0	0	0	0	0	0
351	31-01-2026	52-PSV -1005 D/S line (IV Flange/Bonnet)	351	"	Flange	0	0	0	0	0	0
352	31-01-2026	52-PSV -1005 Drain line (IV Gland)	352	0.5 Inch	Valve	0	0	0	0	0	0
353	31-01-2026	52-PSV -1005 Drain line (IV Flange/Bonnet)	353	"	Flange	0	0	0	0	0	0
354	31-01-2026	52-PSV -1005 Drain line (End Flange)	354	"	Flange	0	0	0	0	0	0
355	31-01-2026	52-PSV -1005 Vapour Balance line (IV Gland)	355	4 Inch	Valve	0	0	0	0	0	0
356	31-01-2026	52-PSV -1005 Vapour Balance line (IV U/S Flange)	356	"	Flange	0	0	0	0	0	0
357	31-01-2026	52-PSV -1005 Vapour Balance line (IV D/S Flange)	357	"	Flange	0	0	0	0	0	0
358	31-01-2026	52-PSV -1005 Vapour Balance line (IV Flange/Bonnet)	358	"	Flange	0	0	0	0	0	0
359	31-01-2026	52-PSV -1005 6"-P-52-1006 To T-103 Top line/Recirculation line (IV Gland)	359	6 Inch	Valve	0	0	0	0	0	0

Sr.No.	Date	Location	Tag No.	Line Size	Componenet Type	Screening Value (PPM) before Repair	Emission Kg/Hr	Emission Kg/day	Screening Value (PPM) afterRepair	Emission Kg/Hr	Emission Kg/day
360	31-01-2026	52-PSV -1005 6"-P-52-1006 To T-103 Top line/Recirculation line (IV U/S Flange)	360	"	Flange	0	0	0	0	0	0
361	31-01-2026	52-PSV -1005 6"-P-52-1006 To T-103 Top line/Recirculation line (IV D/S Flange)	361	"	Flange	0	0	0	0	0	0
362	31-01-2026	52-PSV -1005 6"-P-52-1006 To T-103 Top line/Recirculation line (IV Flange/Bonnet)	362	"	Flange	0	0	0	0	0	0
363	31-01-2026	52-PSV -1005 6"-P-52-1006 To T-103 Top line/Recirculation line (NRV Top Flange)	363	"	Valve	0	0	0	0	0	0
364	31-01-2026	52-PSV -1005 6"-P-52-1006 To T-103 Top line/Recirculation line (NRV U/S Flange)	364	"	Flange	0	0	0	0	0	0
365	31-01-2026	52-PSV -1005 6"-P-52-1006 To T-103 Top line/Recirculation line (NRV D/S Flange)	365	"	Flange	0	0	0	0	0	0
366	31-01-2026	Strainer (Top Flange)	366	8 Inch	Flange	0	0	0	0	0	0
367	31-01-2026	Strainer (Bottom Flange)	367	3 Inch	Flange	0	0	0	0	0	0
368	31-01-2026	Strainer Top Gate 1st (I/V Gland)	368	0.5 Inch	Valve	0	0	0	0	0	0
369	31-01-2026	Strainer Top Gate 2nd (I/V Gland)	369	"	Valve	0	0	0	0	0	0
370	31-01-2026	Strainer U/S main (IV Gland)	370	3 Inch	Valve	0	0	0	0	0	0
371	31-01-2026	Strainer U/S main (IV U/S Flange)	371	"	Flange	0	0	0	0	0	0
372	31-01-2026	Strainer U/S main (IV D/S Flange)	372	"	Flange	0	0	0	0	0	0
373	31-01-2026	Strainer U/S main (IV Flange/Bonnet)	373	"	Flange	0	0	0	0	0	0
374	31-01-2026	Strainer Drain 1st (IV Gland)	374	2 Inch	Valve	25.1	0.000069	0.001651283	25.1	0.000069	0.001651283
375	31-01-2026	Strainer Drain 1st (IV U/S Flange)	375	"	Flange	0	0	0	0	0	0
376	31-01-2026	Strainer Drain 1st (IV D/S Flange)	376	"	Flange	0	0	0	0	0	0
377	31-01-2026	Strainer Drain 1st (IV Flange/Bonnet)	377	"	Flange	0	0	0	0	0	0
378	31-01-2026	Strainer Drain 2nd (IV Gland)	378	"	Valve	0	0	0	0	0	0
379	31-01-2026	Strainer Drain 2nd (IV Flange/Bonnet)	379	"	Flange	0	0	0	0	0	0
380	31-01-2026	Strainer Drain 2nd (End Flange)	380	"	Flange	0	0	0	0	0	0
381	31-01-2026	Vapor Eleminator (Top Flange)	381	"	Valve	0	0	0	0	0	0
382	31-01-2026	Vapor Eleminator drain line (B/V Gland)	382	0.5 Inch	Flange	0	0	0	0	0	0
383	31-01-2026	Vapor Eleminator drain line (B/V Flange)	383	"	Flange	0	0	0	0	0	0
384	31-01-2026	After Vapour Eliminator (IV Gland)	384	3 Inch	Valve	0	0	0	0	0	0
385	31-01-2026	After Vapour Eliminator (IV U/S Flange)	385	"	Flange	0	0	0	0	0	0
386	31-01-2026	After Vapour Eliminator (IV D/S Flange)	386	"	Flange	0	0	0	0	0	0
387	31-01-2026	After Vapour Eliminator (IV Flange/Bonnet)	387	"	Flange	0	0	0	0	0	0
388	31-01-2026	LPG Loading Bypass line (B/V Gland)	388	"	Valve	0	0	0	0	0	0
389	31-01-2026	LPG Loading Bypass line (B/V U/S Flange)	389	"	Flange	0	0	0	0	0	0
390	31-01-2026	LPG Loading Bypass line (B/V D/S Flange)	390	"	Flange	0	0	0	0	0	0
391	31-01-2026	Sick T/L UnLoading line (B/V Gland)	391	"	Valve	0	0	0	0	0	0
392	31-01-2026	Sick T/L UnLoading line (B/V U/S Flange)	392	"	Flange	0	0	0	0	0	0
393	31-01-2026	Sick T/L UnLoading line (B/V D/S Flange)	393	"	Flange	0	0	0	0	0	0
394	31-01-2026	Vent To FA line (Flange)	394	0.5 Inch	Flange	0	0	0	0	0	0
395	31-01-2026	Vent To FA line (I/V Gland)	395	"	Valve	37.9	0.000090	0.002151381	37.9	0.000090	0.002151381
396	31-01-2026	Vent To FA line (I/V Flange/Bonnet)	396	"	Flange	0	0	0	0	0	0
397	31-01-2026	Vapour line from Sphere line (B/V Gland)	397	2 Inch	Valve	0	0	0	0	0	0
398	31-01-2026	Vapour line from Sphere line (B/V U/S Flange)	398	"	Flange	0	0	0	0	0	0
399	31-01-2026	Vapour line from Sphere line (B/V D/S Flange)	399	"	Flange	0	0	0	0	0	0

Sr.No.	Date	Location	Tag No.	Line Size	Componenet Type	Screening Value (PPM) before Repair	Emission Kg/Hr	Emission Kg/day	Screening Value (PPM) afterRepair	Emission Kg/Hr	Emission Kg/day
400	31-01-2026	Vapour line from Compressor line (IV Gland)	400	"	Valve	0	0	0	0	0	0
401	31-01-2026	Vapour line from Compressor line (IV U/S Flange)	401	"	Flange	0	0	0	0	0	0
402	31-01-2026	Vapour line from Compressor line (IV D/S Flange)	402	"	Flange	0	0	0	0	0	0
403	31-01-2026	Strainer (Top Flange)	403	8 Inch	Flange	0	0	0	0	0	0
404	31-01-2026	Strainer (Bottom Flange)	404	3 Inch	Flange	0	0	0	0	0	0
405	31-01-2026	Strainer Top Gate 1st (I/V Gland)	405	0.5 Inch	Valve	0	0	0	0	0	0
406	31-01-2026	Strainer Top Gate 2nd (I/V Gland)	406	"	Valve	0	0	0	0	0	0
407	31-01-2026	Strainer U/S main (IV Gland)	407	3 Inch	Valve	97.5	0.000164	0.003946135	97.5	0.000164	0.003946135
408	31-01-2026	Strainer U/S main (IV U/S Flange)	408	"	Flange	0	0	0	0	0	0
409	31-01-2026	Strainer U/S main (IV D/S Flange)	409	"	Flange	0	0	0	0	0	0
410	31-01-2026	Strainer U/S main (IV Flange/Bonnet)	410	"	Flange	0	0	0	0	0	0
411	31-01-2026	Strainer Drain 1st (IV Gland)	411	2 Inch	Valve	0	0	0	0	0	0
412	31-01-2026	Strainer Drain 1st (IV U/S Flange)	412	"	Flange	0	0	0	0	0	0
413	31-01-2026	Strainer Drain 1st (IV D/S Flange)	413	"	Flange	0	0	0	0	0	0
414	31-01-2026	Strainer Drain 1st (IV Flange/Bonnet)	414	"	Flange	0	0	0	0	0	0
415	31-01-2026	Strainer Drain 2nd (IV Gland)	415	"	Valve	0	0	0	0	0	0
416	31-01-2026	Strainer Drain 2nd (IV Flange/Bonnet)	416	"	Flange	0	0	0	0	0	0
417	31-01-2026	Strainer Drain 2nd (End Flange)	417	"	Flange	0	0	0	0	0	0
418	31-01-2026	Vapor Eleminator (Top Flange)	418	"	Valve	0	0	0	0	0	0
419	31-01-2026	Vapor Eleminator drain line (B/V Gland)	419	0.5 Inch	Flange	0	0	0	0	0	0
420	31-01-2026	Vapor Eleminator drain line (B/V Flange)	420	"	Flange	0	0	0	0	0	0
421	31-01-2026	After Vapour Eliminator (IV Gland)	421	3 Inch	Valve	0	0	0	0	0	0
422	31-01-2026	After Vapour Eliminator (IV U/S Flange)	422	"	Flange	0	0	0	0	0	0
423	31-01-2026	After Vapour Eliminator (IV D/S Flange)	423	"	Flange	0	0	0	0	0	0
424	31-01-2026	After Vapour Eliminator (IV Flange/Bonnet)	424	"	Flange	0	0	0	0	0	0
425	31-01-2026	LPG Loading Bypass line (B/V Gland)	425	"	Valve	0	0	0	0	0	0
426	31-01-2026	LPG Loading Bypass line (B/V U/S Flange)	426	"	Flange	0	0	0	0	0	0
427	31-01-2026	LPG Loading Bypass line (B/V D/S Flange)	427	"	Flange	0	0	0	0	0	0
428	31-01-2026	Sick T/L UnLoading line (B/V Gland)	428	"	Valve	0	0	0	0	0	0
429	31-01-2026	Sick T/L UnLoading line (B/V U/S Flange)	429	"	Flange	0	0	0	0	0	0
430	31-01-2026	Sick T/L UnLoading line (B/V D/S Flange)	430	"	Flange	0	0	0	0	0	0
431	31-01-2026	Vent To FA line (Flange)	431	0.5 Inch	Flange	0	0	0	0	0	0
432	31-01-2026	Vent To FA line (I/V Gland)	432	"	Valve	0	0	0	0	0	0
433	31-01-2026	Vent To FA line (I/V Flange/Bonnet)	433	"	Flange	0	0	0	0	0	0
434	31-01-2026	Vapour line from Sphere line (B/V Gland)	434	2 Inch	Valve	0	0	0	0	0	0
435	31-01-2026	Vapour line from Sphere line (B/V U/S Flange)	435	"	Flange	0	0	0	0	0	0
436	31-01-2026	Vapour line from Sphere line (B/V D/S Flange)	436	"	Flange	0	0	0	0	0	0
437	31-01-2026	Vapour line from Compressor line (IV Gland)	437	"	Valve	0	0	0	0	0	0
438	31-01-2026	Vapour line from Compressor line (IV U/S Flange)	438	"	Flange	0	0	0	0	0	0
439	31-01-2026	Vapour line from Compressor line (IV D/S Flange)	439	"	Flange	0	0	0	0	0	0

Sr.No.	Date	Location	Tag No.	Line Size	Componenet Type	Screening Value (PPM) before Repair	Emission Kg/Hr	Emission Kg/day	Screening Value (PPM) afterRepair	Emission Kg/Hr	Emission Kg/day
440	31-01-2026	Strainer (Top Flange)	440	8 Inch	Flange	0	0	0	0	0	0
441	31-01-2026	Strainer Top Gate 1st (I/V Gland)	441	0.5 Inch	Valve	0	0	0	0	0	0
442	31-01-2026	Strainer Top Gate 2nd (I/V Gland)	442	"	Valve	0	0	0	0	0	0
443	31-01-2026	Strainer U/S main/Before Strainer (IV Gland)	443	3 Inch	Valve	0	0	0	0	0	0
444	31-01-2026	Strainer U/S main/Before Strainer (IV U/S Flange)	444	"	Flange	0	0	0	0	0	0
445	31-01-2026	Strainer U/S main/Before Strainer (IV D/S Flange)	445	"	Flange	0	0	0	0	0	0
446	31-01-2026	Strainer U/S main/Before Strainer (IV Flange/Bonnet)	446	"	Flange	0	0	0	0	0	0
447	31-01-2026	Strainer Drain 1st (IV Gland)	447	2 Inch	Valve	0	0	0	0	0	0
448	31-01-2026	Strainer Drain 1st (IV U/S Flange)	448	"	Flange	0	0	0	0	0	0
449	31-01-2026	Strainer Drain 1st (IV D/S Flange)	449	"	Flange	0	0	0	0	0	0
450	31-01-2026	Strainer Drain 1st (IV Flange/Bonnet)	450	"	Flange	0	0	0	0	0	0
451	31-01-2026	Strainer Drain 2nd (IV Gland)	451	"	Valve	0	0	0	0	0	0
452	31-01-2026	Strainer Drain 2nd (IV Flange/Bonnet)	452	"	Flange	0	0	0	0	0	0
453	31-01-2026	Strainer Drain 2nd (End Flange)	453	"	Flange	0	0	0	0	0	0
454	31-01-2026	Vapor Eleminator (Top Flange)	454	"	Valve	0	0	0	0	0	0
455	31-01-2026	Vapor Eleminator drain line (B/V Gland)	455	0.5 Inch	Flange	0	0	0	0	0	0
456	31-01-2026	Vapor Eleminator drain line (B/V Flange)	456	"	Flange	0	0	0	0	0	0
457	31-01-2026	After Vapour Eliminator (IV Gland)	457	3 Inch	Valve	0	0	0	0	0	0
458	31-01-2026	After Vapour Eliminator (IV U/S Flange)	458	"	Flange	0	0	0	0	0	0
459	31-01-2026	After Vapour Eliminator (IV D/S Flange)	459	"	Flange	0	0	0	0	0	0
460	31-01-2026	After Vapour Eliminator (IV Flange/Bonnet)	460	"	Flange	0	0	0	0	0	0
461	31-01-2026	LPG Loading Bypass line (B/V Gland)	461	"	Valve	0	0	0	0	0	0
462	31-01-2026	LPG Loading Bypass line (B/V U/S Flange)	462	"	Flange	0	0	0	0	0	0
463	31-01-2026	LPG Loading Bypass line (B/V D/S Flange)	463	"	Flange	0	0	0	0	0	0
464	31-01-2026	Sick T/L UnLoading line (B/V Gland)	464	"	Valve	0	0	0	0	0	0
465	31-01-2026	Sick T/L UnLoading line (B/V U/S Flange)	465	"	Flange	0	0	0	0	0	0
466	31-01-2026	Sick T/L UnLoading line (B/V D/S Flange)	466	"	Flange	0	0	0	0	0	0
467	31-01-2026	Vent To FA line (Flange)	467	0.5 Inch	Flange	0	0	0	0	0	0
468	31-01-2026	Vent To FA line (I/V Gland)	468	"	Valve	0	0	0	0	0	0
469	31-01-2026	Vent To FA line (I/V Flange/Bonnet)	469	"	Flange	0	0	0	0	0	0
470	31-01-2026	Vapour line from Sphere line (B/V Gland)	470	2 Inch	Valve	0	0	0	0	0	0
471	31-01-2026	Vapour line from Sphere line (B/V U/S Flange)	471	"	Flange	0	0	0	0	0	0
472	31-01-2026	Vapour line from Sphere line (B/V D/S Flange)	472	"	Flange	0	0	0	0	0	0
473	31-01-2026	Vapour line from Compressor line (IV Gland)	473	"	Valve	0	0	0	0	0	0
474	31-01-2026	Vapour line from Compressor line (IV U/S Flange)	474	"	Flange	0	0	0	0	0	0
475	31-01-2026	Vapour line from Compressor line (IV D/S Flange)	475	"	Flange	0	0	0	0	0	0
476	31-01-2026	Strainer (Top Flange)	476	8 Inch	Flange	0	0	0	0	0	0
477	31-01-2026	Strainer Top Gate 1st (I/V Gland)	477	0.5 Inch	Valve	0	0	0	0	0	0
478	31-01-2026	Strainer Top Gate 2nd (I/V Gland)	478	"	Valve	0	0	0	0	0	0
479	31-01-2026	Strainer U/S main/Before Strainer (IV Gland)	479	3 Inch	Valve	0	0	0	0	0	0

Sr.No.	Date	Location	Tag No.	Line Size	Componenet Type	Screening Value (PPM) before Repair	Emission Kg/Hr	Emission Kg/day	Screening Value (PPM) afterRepair	Emission Kg/Hr	Emission Kg/day
480	31-01-2026	Strainer U/S main/Before Strainer (IV U/S Flange)	480	"	Flange	0	0	0	0	0	0
481	31-01-2026	Strainer U/S main/Before Strainer (IV D/S Flange)	481	"	Flange	0	0	0	0	0	0
482	31-01-2026	Strainer U/S main/Before Strainer (IV Flange/Bonnet)	482	"	Flange	0	0	0	0	0	0
483	31-01-2026	Strainer Drain 1st (IV Gland)	483	2 Inch	Valve	0	0	0	0	0	0
484	31-01-2026	Strainer Drain 1st (IV U/S Flange)	484	"	Flange	0	0	0	0	0	0
485	31-01-2026	Strainer Drain 1st (IV D/S Flange)	485	"	Flange	0	0	0	0	0	0
486	31-01-2026	Strainer Drain 1st (IV Flange/Bonnet)	486	"	Flange	0	0	0	0	0	0
487	31-01-2026	Strainer Drain 2nd (IV Gland)	487	"	Valve	0	0	0	0	0	0
488	31-01-2026	Strainer Drain 2nd (IV Flange/Bonnet)	488	"	Flange	0	0	0	0	0	0
489	31-01-2026	Strainer Drain 2nd (End Flange)	489	"	Flange	0	0	0	0	0	0
490	31-01-2026	Vapor Eleminator (Top Flange)	490	"	Valve	0	0	0	0	0	0
491	31-01-2026	Vapor Eleminator drain line (B/V Gland)	491	0.5 Inch	Flange	0	0	0	0	0	0
492	31-01-2026	Vapor Eleminator drain line (End Cap)	492	"	Flange(Cap)	0	0	0	0	0	0
493	31-01-2026	After Vapour Eliminator (IV Gland)	493	3 Inch	Valve	171	0.000236	0.005659975	171	0.000236	0.005659975
494	31-01-2026	After Vapour Eliminator (IV U/S Flange)	494	"	Flange	0	0	0	0	0	0
495	31-01-2026	After Vapour Eliminator (IV D/S Flange)	495	"	Flange	0	0	0	0	0	0
496	31-01-2026	After Vapour Eliminator (IV Flange/Bonnet)	496	"	Flange	0	0	0	0	0	0
497	31-01-2026	LPG Loading Bypass line (B/V Gland)	497	"	Valve	0	0	0	0	0	0
498	31-01-2026	LPG Loading Bypass line (B/V U/S Flange)	498	"	Flange	0	0	0	0	0	0
499	31-01-2026	LPG Loading Bypass line (B/V D/S Flange)	499	"	Flange	0	0	0	0	0	0
500	31-01-2026	Sick T/L UnLoading line (B/V Gland)	500	"	Valve	0	0	0	0	0	0
501	31-01-2026	Sick T/L UnLoading line (B/V U/S Flange)	501	"	Flange	0	0	0	0	0	0
502	31-01-2026	Sick T/L UnLoading line (B/V D/S Flange)	502	"	Flange	0	0	0	0	0	0
503	31-01-2026	Vent To FA line (I/V Gland)	503	"	Valve	0	0	0	0	0	0
504	31-01-2026	Vent To FA line (I/V Flange/Bonnet)	504	"	Flange	0	0	0	0	0	0
505	31-01-2026	Vapour line from Sphere line (B/V Gland)	505	2 Inch	Valve	0	0	0	0	0	0
506	31-01-2026	Vapour line from Sphere line (B/V U/S Flange)	506	"	Flange	0	0	0	0	0	0
507	31-01-2026	Vapour line from Sphere line (B/V D/S Flange)	507	"	Flange	0	0	0	0	0	0
508	31-01-2026	Vapour line from Compressor line (IV Gland)	508	"	Valve	0	0	0	0	0	0
509	31-01-2026	Vapour line from Compressor line (IV U/S Flange)	509	"	Flange	0	0	0	0	0	0
510	31-01-2026	Vapour line from Compressor line (IV D/S Flange)	510	"	Flange	0	0	0	0	0	0
511	31-01-2026	4" - P-52-1001BIA line I/V (Near T-103 Ground/52-V-1009 south side) (IV Gland)	511	4 Inch	Valve	867.3	0.000669	0.016052243	867.3	0.000669	0.016052243
512	31-01-2026	4" - P-52-1001BIA line I/V (Near T-103 Ground/52-V-1009 south side) (IV U/S Flange)	512	"	Flange	0	0	0	0	0	0
513	31-01-2026	4" - P-52-1001BIA line I/V (Near T-103 Ground/52-V-1009 south side) (IV D/S Flange)	513	"	Flange	0	0	0	0	0	0
514	31-01-2026	4" - P-52-1001BIA line I/V (Near T-103 Ground/52-V-1009 south side) (IV Flange/Bonnet)	514	"	Flange	0	0	0	0	0	0

Sr.No.	Date	Location	Tag No.	Line Size	Componenet Type	Screening Value (PPM) before Repair	Emission Kg/Hr	Emission Kg/day	Screening Value (PPM) afterRepair	Emission Kg/Hr	Emission Kg/day
CRU-MSQ											
1	03-02-2026	22-F-001 F.G Burner (A/V Gland)	1	1.5 Inch	Valve	0	0	0	0	0	0
2	03-02-2026	22-F-001 F.G Burner (A/V U/S Flange)	2	"	Flange	0	0	0	0	0	0
3	03-02-2026	22-F-001 F.G Burner (A/V D/S Flange)	3	"	Flange	0	0	0	0	0	0
4	03-02-2026	22-F-002 F.G Burner (A/V Gland)	4	"	Valve	0	0	0	0	0	0
5	03-02-2026	22-F-002 F.G Burner (A/V U/S Flange)	5	"	Flange	0	0	0	0	0	0
6	03-02-2026	22-F-002 F.G Burner (A/V D/S Flange)	6	"	Flange	0	0	0	0	0	0
7	03-02-2026	22-F-003 F.G Burner (A/V Gland)	7	1.5 Inch	Valve	0	0	0	0	0	0
8	03-02-2026	22-F-003 F.G Burner (A/V U/S Flange)	8	"	Flange	0	0	0	0	0	0
9	03-02-2026	22-F-003 F.G Burner (A/V D/S Flange)	9	"	Flange	0	0	0	0	0	0
10	03-02-2026	22-F-004 F.G Burner (A/V Gland)	10	"	Valve	0	0	0	0	0	0
11	03-02-2026	22-F-004 F.G Burner (A/V U/S Flange)	11	"	Flange	0	0	0	0	0	0
12	03-02-2026	22-F-004 F.G Burner (A/V D/S Flange)	12	"	Flange	0	0	0	0	0	0
13	03-02-2026	22-F-002 Main line (I/V Gland)	13	Insulation	Valve	19.9	0.000059	0.001422639	19.9	0.000059	0.001422639
14	03-02-2026	22-PV-206 (C/V Gland)	14	1.5 Inch	Valve	0	0	0	0	0	0
15	03-02-2026	22-PV-206 (C/V U/S Flange)	15	"	Flange	0	0	0	0	0	0
16	03-02-2026	22-PV-206 (C/V D/S Flange)	16	"	Flange	0	0	0	0	0	0
17	03-02-2026	22-PV-206 U/S line (I/V Gland)	17	Insulation	Valve	0	0	0	0	0	0
18	03-02-2026	22-PV-206 D/S line (I/V Gland)	18	"	Valve	0	0	0	0	0	0
19	03-02-2026	22-PV-206 Bypass line (I/V Gland)	19	"	Valve	0	0	0	0	0	0
20	03-02-2026	22-PV-206 U/S line drain (I/V Gland)	20	0.5 Inch	Valve	0	0	0	0	0	0
21	03-02-2026	22-PV-206 U/S line drain (I/V Flange/Bonnet)	21	"	Flange	0	0	0	0	0	0
22	03-02-2026	22-PV-206 U/S line drain (End Flange)	22	"	Flange	0	0	0	0	0	0
23	03-02-2026	22-PV-206 D/S line drain (I/V Gland)	23	0.5 Inch	Valve	0	0	0	0	0	0
24	03-02-2026	22-PV-206 D/S line drain (I/V Flange/Bonnet)	24	"	Flange	0	0	0	0	0	0
25	03-02-2026	22-PV-206 D/S line drain (End Flange)	25	"	Flange	0	0	0	0	0	0
26	03-02-2026	22-PV-212 (C/V Gland)	26	1.5 Inch	Valve	0	0	0	0	0	0
27	03-02-2026	22-PV-212 (C/V U/S Flange)	27	"	Flange	0	0	0	0	0	0
28	03-02-2026	22-PV-212 (C/V D/S Flange)	28	"	Flange	0	0	0	0	0	0
29	03-02-2026	22-PV-212 (C/V Flange/Bonnet)	29	"	Flange	0	0	0	0	0	0
30	03-02-2026	22-PV-212 U/S line (I/V Gland)	30	"	Valve	0	0	0	0	0	0
31	03-02-2026	22-PV-212 D/S line (I/V Gland)	31	"	Valve	0	0	0	0	0	0
32	03-02-2026	22-PV-212 Bypass line (I/V Gland)	32	"	Valve	0	0	0	0	0	0
33	03-02-2026	22-PV-212 U/S line drain(I/V Gland)	33	0.5 Inch	Valve	0	0	0	0	0	0
34	03-02-2026	22-PV-212 U/S line drain(I/V Flange/Bonnet)	34	"	Flange	0	0	0	0	0	0
35	03-02-2026	22-PV-212 U/S line drain(End Flange)	35	"	Flange	0	0	0	0	0	0
36	03-02-2026	22-PV-212 D/S line drain(I/V Gland)	36	"	Valve	0	0	0	0	0	0
37	03-02-2026	22-PV-212 D/S line drain(I/V Flange/Bonnet)	37	"	Flange	0	0	0	0	0	0
38	03-02-2026	22-PV-212 D/S line drain(End Flange)	38	"	Flange	0	0	0	0	0	0
39	03-02-2026	FG To 22-F-003 line (I/V Gland)	39	"	Valve	0	0	0	0	0	0

Sr.No.	Date	Location	Tag No.	Line Size	Componenet Type	Screening Value (PPM) before Repair	Emission Kg/Hr	Emission Kg/day	Screening Value (PPM) afterRepair	Emission Kg/Hr	Emission Kg/day
40	03-02-2026	FG To 22-F-003 line (I/V U/S Flange)	40	"	Flange	0	0	0	0	0	0
41	03-02-2026	FG To 22-F-003 line (I/V D/S Flange)	41	"	Flange	0	0	0	0	0	0
42	03-02-2026	FG To 22-F-003 line (I/V Flange/Bonnet)	42	"	Flange	0	0	0	0	0	0
43	03-02-2026	FG To 22-F-004 line (I/V Gland)	43	"	Valve	0	0	0	0	0	0
44	03-02-2026	22-PV-306 (C/V Gland)	44	1.5 Inch	Valve	0	0	0	0	0	0
45	03-02-2026	22-PV-306 (C/V U/S Flange)	45	"	Flange	0	0	0	0	0	0
46	03-02-2026	22-PV-306 (C/V D/S Flange)	46	"	Flange	0	0	0	0	0	0
47	03-02-2026	22-PV-306 (C/V Flange/Bonnet)	47	"	Flange	0	0	0	0	0	0
48	03-02-2026	22-PV-306 U/S line (I/V Gland)	48	2 Inch	Valve	28.4	0.000074	0.0017787563	28.4	0.000074	0.001787563
49	03-02-2026	22-PV-306 U/S line (I/V U/S Flange)	49	"	Flange	0	0	0	0	0	0
50	03-02-2026	22-PV-306 U/S line (I/V D/S Flange)	50	"	Flange	0	0	0	0	0	0
51	03-02-2026	22-PV-306 U/S line (I/V Flange/Bonnet)	51	"	Flange	0	0	0	0	0	0
52	03-02-2026	22-PV-306 D/S line (I/V Gland)	52	"	Valve	0	0	0	0	0	0
53	03-02-2026	22-PV-306 D/S line (I/V U/S Flange)	53	"	Flange	0	0	0	0	0	0
54	03-02-2026	22-PV-306 D/S line (I/V D/S Flange)	54	"	Flange	0	0	0	0	0	0
55	03-02-2026	22-PV-306 D/S line (I/V Flange/Bonnet)	55	"	Flange	0	0	0	0	0	0
56	03-02-2026	22-PV-306 Bypass line (I/V Gland)	56	"	Valve	0	0	0	0	0	0
57	03-02-2026	22-PV-306 Bypass line (I/V U/S Flange)	57	"	Flange	0	0	0	0	0	0
58	03-02-2026	22-PV-306 Bypass line (I/V D/S Flange)	58	"	Flange	0	0	0	0	0	0
59	03-02-2026	22-PV-306 Bypass line (I/V Flange/Bonnet)	59	"	Flange	0	0	0	0	0	0
60	03-02-2026	22-PV-306 U/S drain line (I/V Gland)	60	0.5 Inch	Valve	0	0	0	0	0	0
61	03-02-2026	22-PV-306 U/S drain line (I/V Flange/Bonnet)	61	"	Flange	0	0	0	0	0	0
62	03-02-2026	22-PV-306 U/S drain line (End Flange)	62	"	Flange	0	0	0	0	0	0
63	03-02-2026	22-PV-306 D/S drain line (I/V Gland)	63	"	Valve	0	0	0	0	0	0
64	03-02-2026	22-PV-306 D/S drain line (I/V Flange/Bonnet)	64	"	Flange	0	0	0	0	0	0
65	03-02-2026	22-PV-306 D/S drain line (End Flange)	65	"	Flange	0	0	0	0	0	0
66	03-02-2026	22-PV-313 (C/V Gland)	66	1.5 Inch	Valve	0	0	0	0	0	0
67	03-02-2026	22-PV-313 (C/V U/S Flange)	67	"	Flange	0	0	0	0	0	0
68	03-02-2026	22-PV-313 (C/V D/S Flange)	68	"	Flange	0	0	0	0	0	0
69	03-02-2026	22-PV-313 (C/V Flange/Bonnet)	69	"	Flange	0	0	0	0	0	0
70	03-02-2026	22-PV-313 U/S line (I/V Gland)	70	"	Valve	0	0	0	0	0	0
71	03-02-2026	22-PV-313 D/S line (I/V Gland)	71	"	Valve	0	0	0	0	0	0
72	03-02-2026	22-PV-313 Bypass line (I/V Gland)	72	"	Valve	0	0	0	0	0	0
73	03-02-2026	22-PV-313 U/S drain line (I/V Gland)	73	0.5 Inch	Valve	0	0	0	0	0	0
74	03-02-2026	22-PV-313 U/S drain line(I/V Flange/Bonnet)	74	"	Flange	0	0	0	0	0	0
75	03-02-2026	22-PV-313 U/S drain line (End Flange)	75	"	Flange	0	0	0	0	0	0
76	03-02-2026	22-PV-313 D/S drain line (I/V Gland)	76	"	Valve	0	0	0	0	0	0
77	03-02-2026	22-PV-313 D/S drain line(I/V Flange/Bonnet)	77	"	Flange	0	0	0	0	0	0
78	03-02-2026	22-PV-313 D/S drain line (End Flange)	78	"	Flange	0	0	0	0	0	0
79	03-02-2026	25-FV-2201 (C/V Gland)	79	1 Inch	Valve	8908	0.002984	0.07161 2678	8908	0.002984	0.071612678

Sr.No.	Date	Location	Tag No.	Line Size	Componenet Type	Screening Value (PPM) before Repair	Emission Kg/Hr	Emission Kg/day	Screening Value (PPM) afterRepair	Emission Kg/Hr	Emission Kg/day
80	03-02-2026	25-FV-2201 (C/V U/S Flange)	80	"	Flange	0	0	0	0	0	0
81	03-02-2026	25-FV-2201 (C/V D/S Flange)	81	"	Flange	0	0	0	0	0	0
82	03-02-2026	25-FV-2201 (C/V Flange/Bonnet)	82	"	Flange	0	0	0	0	0	0
83	03-02-2026	25-FV-2201 U/S line (I/V Gland)	83	1.5 Inch	Valve	0	0	0	0	0	0
84	03-02-2026	25-FV-2201 U/S line (I/V Flange/Bonnet)	84	"	Flange	0	0	0	0	0	0
85	03-02-2026	25-FV-2201 D/S line (I/V Gland)	85	"	Valve	0	0	0	0	0	0
86	03-02-2026	25-FV-2201 D/S line (I/V Flange/Bonnet)	86	"	Flange	0	0	0	0	0	0
87	03-02-2026	25-FV-2201 Bypass line (I/V Gland)	87	"	Valve	0	0	0	0	0	0
88	03-02-2026	25-FV-2201 Bypass line (I/V Flange/Bonnet)	88	"	Flange	0	0	0	0	0	0
89	03-02-2026	25-FV-2201 U/S drain line (I/V Gland)	89	0.5 Inch	Valve	0	0	0	0	0	0
90	03-02-2026	25-FV-2201 U/S drain line (I/V Flange/Bonnet)	90	"	Flange	0	0	0	0	0	0
91	03-02-2026	25-FV-2201 U/S drain line (End Flange)	91	"	Flange	0	0	0	0	0	0
92	03-02-2026	25-FV-2201 D/S drain line (I/V Gland)	92	0.5 Inch	Valve	0	0	0	0	0	0
93	03-02-2026	25-FV-2201 D/S drain line (I/V Flange/Bonnet)	93	"	Flange	0	0	0	0	0	0
94	03-02-2026	25-FV-2201 D/S drain line (End Flange)	94	"	Flange	0	0	0	0	0	0
95	03-02-2026	25-MP-001A Suction line (I/V Gland)	95	6 Inch	Valve	0	0	0	0	0	0
96	03-02-2026	25-MP-001A Suction line (I/V U/S Flange)	96	"	Flange	0	0	0	0	0	0
97	03-02-2026	25-MP-001A Suction line (I/V D/S Flange)	97	"	Flange	0	0	0	0	0	0
98	03-02-2026	25-MP-001A Suction line (I/V Flange/Bonnet)	98	"	Flange	0	0	0	0	0	0
99	03-02-2026	25-MP-001A Discharge line (I/V Gland)	99	4 Inch	Valve	0	0	0	0	0	0
100	03-02-2026	25-MP-001A Discharge line (I/V U/S Flange)	100	"	Flange	0	0	0	0	0	0
101	03-02-2026	25-MP-001A Discharge line (I/V D/S Flange)	101	"	Flange	0	0	0	0	0	0
102	03-02-2026	25-MP-001A Discharge line (I/V Flange/Bonnet)	102	"	Flange	0	0	0	0	0	0
103	03-02-2026	25-MP-001A Discharge line (NRV Top Flange)	103	"	Flange	0	0	0	0	0	0
104	03-02-2026	25-MP-001A Discharge line (NRV U/S Flange)	104	"	Flange	0	0	0	0	0	0
105	03-02-2026	25-MP-001A Discharge line (NRV D/S Flange)	105	"	Flange	0	0	0	0	0	0
106	03-02-2026	25-MP-001B Suction line (I/V Gland)	106	6 Inch	Valve	0	0	0	0	0	0
107	03-02-2026	25-MP-001B Suction line (I/V U/S Flange)	107	"	Flange	0	0	0	0	0	0
108	03-02-2026	25-MP-001B Suction line (I/V D/S Flange)	108	"	Flange	0	0	0	0	0	0
109	03-02-2026	25-MP-001B Suction line (I/V Flange/Bonnet)	109	"	Flange	0	0	0	0	0	0
110	03-02-2026	25-MP-001B Discharge line (I/V Gland)	110	4 Inch	Valve	0	0	0	0	0	0
111	03-02-2026	25-MP-001B Discharge line (I/V U/S Flange)	111	"	Flange	0	0	0	0	0	0
112	03-02-2026	25-MP-001B Discharge line (I/V D/S Flange)	112	"	Flange	0	0	0	0	0	0
113	03-02-2026	25-MP-001B Discharge line (I/V Flange/Bonnet)	113	"	Flange	0	0	0	0	0	0
114	03-02-2026	25-MP-001B Discharge line (NRV Top Flange)	114	"	Flange	0	0	0	0	0	0
115	03-02-2026	25-MP-001B Discharge line (NRV U/S Flange)	115	"	Flange	0	0	0	0	0	0
116	03-02-2026	25-MP-001B Discharge line (NRV D/S Flange)	116	"	Flange	0	0	0	0	0	0
117	03-02-2026	25-FV-2251 (C/V Gland)	117	1.5 Inch	Valve	0	0	0	0	0	0
118	03-02-2026	25-FV-2251 (C/V U/S Flange)	118	"	Flange	0	0	0	0	0	0
119	03-02-2026	25-FV-2251 (C/V D/S Flange)	119	"	Flange	0	0	0	0	0	0

Sr.No.	Date	Location	Tag No.	Line Size	Componenet Type	Screening Value (PPM) before Repair	Emission Kg/Hr	Emission Kg/day	Screening Value (PPM) afterRepair	Emission Kg/Hr	Emission Kg/day
120	03-02-2026	25-FV-2251 (C/V Flange/Bonnet)	120	"	Flange	0	0	0	0	0	0
121	03-02-2026	25-FV-2251 U/S line (I/V Gland)	121	2 Inch	Valve	0	0	0	0	0	0
122	03-02-2026	25-FV-2251 U/S line (I/V Flange/Bonnet)	122	"	Flange	0	0	0	0	0	0
123	03-02-2026	25-FV-2251 D/S line (I/V Gland)	123	"	Valve	0	0	0	0	0	0
124	03-02-2026	25-FV-2251 D/S line (I/V Flange/Bonnet)	124	"	Flange	0	0	0	0	0	0
125	03-02-2026	25-FV-2251 Bypass line (I/V Gland)	125	"	Valve	0	0	0	0	0	0
126	03-02-2026	25-FV-2251 Bypass line (I/V Flange/Bonnet)	126	"	Flange	0	0	0	0	0	0
127	03-02-2026	25-FV-2251 U/S drain line (I/V Gland)	127	0.5 Inch	Valve	0	0	0	0	0	0
128	03-02-2026	25-FV-2251 U/S drain line (I/V Flange/Bonnet)	128	"	Flange	0	0	0	0	0	0
129	03-02-2026	25-FV-2251 U/S drain line (End Flange)	129	"	Flange	0	0	0	0	0	0
130	03-02-2026	25-FV-2251 D/S drain line (I/V Gland)	130	"	Valve	0	0	0	0	0	0
131	03-02-2026	25-FV-2251 D/S drain line (I/V Flange/Bonnet)	131	"	Flange	0	0	0	0	0	0
132	03-02-2026	25-FV-2251 D/S drain line (End Flange)	132	"	Flange	0	0	0	0	0	0
133	03-02-2026	25-MP-007A Suction line (I/V Gland)	133	6 Inch	Valve	0	0	0	0	0	0
134	03-02-2026	25-MP-007A Suction line (I/V U/S Flange)	134	"	Flange	0	0	0	0	0	0
135	03-02-2026	25-MP-007A Suction line (I/V D/S Flange)	135	"	Flange	0	0	0	0	0	0
136	03-02-2026	25-MP-007A Suction line (I/V Flange/Bonnet)	136	"	Flange	0	0	0	0	0	0
137	03-02-2026	25-MP-007A Discharge line (I/V Gland)	137	3 Inch	Valve	19.3	0.000058	0.00139 4951	19.3	0.000 058	0.001394 951
138	03-02-2026	25-MP-007A Discharge line (I/V U/S Flange)	138	"	Flange	0	0	0	0	0	0
139	03-02-2026	25-MP-007A Discharge line (I/V D/S Flange)	139	"	Flange	0	0	0	0	0	0
140	03-02-2026	25-MP-007A Discharge line (I/V Flange/Bonnet)	140	"	Flange	0	0	0	0	0	0
141	03-02-2026	25-MP-007A Discharge line (NRV Top Flange)	141	"	Flange	0	0	0	0	0	0
142	03-02-2026	25-MP-007A Discharge line (NRV U/S Flange)	142	"	Flange	0	0	0	0	0	0
143	03-02-2026	25-MP-007A Discharge line (NRV D/S Flange)	143	"	Flange	0	0	0	0	0	0
144	03-02-2026	25-MP-007B Suction line (I/V Gland)	144	6 Inch	Valve	0	0	0	0	0	0
145	03-02-2026	25-MP-007B Suction line (I/V U/S Flange)	145	"	Flange	0	0	0	0	0	0
146	03-02-2026	25-MP-007B Suction line (I/V D/S Flange)	146	"	Flange	0	0	0	0	0	0
147	03-02-2026	25-MP-007B Suction line (I/V Flange/Bonnet)	147	"	Flange	0	0	0	0	0	0
148	03-02-2026	25-MP-007B Discharge line (I/V Gland)	148	3 Inch	Valve	694.9	0.000580	0.01392 3395	694.9	0.000 580	0.013923 395
149	03-02-2026	25-MP-007B Discharge line (I/V U/S Flange)	149	"	Flange	0	0	0	0	0	0
150	03-02-2026	25-MP-007B Discharge line (I/V D/S Flange)	150	"	Flange	0	0	0	0	0	0
151	03-02-2026	25-MP-007B Discharge line (I/V Flange/Bonnet)	151	"	Flange	0	0	0	0	0	0
152	03-02-2026	25-MP-007B Discharge line (NRV Top Flange)	152	"	Flange	0	0	0	0	0	0
153	03-02-2026	25-MP-007B Discharge line (NRV U/S Flange)	153	"	Flange	0	0	0	0	0	0
154	03-02-2026	25-MP-007B Discharge line (NRV D/S Flange)	154	"	Flange	0	0	0	0	0	0
155	03-02-2026	25-FV-2101 (C/V Gland)	155	2 Inch	Valve	0	0	0	0	0	0
156	03-02-2026	25-FV-2101 (C/V U/S Flange)	156	"	Flange	0	0	0	0	0	0
157	03-02-2026	25-FV-2101 (C/V D/S Flange)	157	"	Flange	0	0	0	0	0	0
158	03-02-2026	25-FV-2101 (C/V Flange/Bonnet)	158	"	Flange	0	0	0	0	0	0
159	03-02-2026	25-FV-2101 U/S line (I/V Gland)	159	4 Inch	Valve	8486	0.002892	0.06941 5805	8486	0.002 892	0.069415 805

Sr.No.	Date	Location	Tag No.	Line Size	Componenet Type	Screening Value (PPM) before Repair	Emission Kg/Hr	Emission Kg/day	Screening Value (PPM) afterRepair	Emission Kg/Hr	Emission Kg/day
160	03-02-2026	25-FV-2101 U/S line (I/V U/S Flange)	160	"	Flange	0	0	0	0	0	0
161	03-02-2026	25-FV-2101 U/S line (I/V D/S Flange)	161	"	Flange	0	0	0	0	0	0
162	03-02-2026	25-FV-2101 U/S line (I/V Flange/Bonnet)	162	"	Flange	0	0	0	0	0	0
163	03-02-2026	25-FV-2101 D/S line (I/V Gland)	163	"	Valve	5541	0.002200	0.052797652	5541	0.002200	0.052797652
164	03-02-2026	25-FV-2101 D/S line (I/V U/S Flange)	164	"	Flange	0	0	0	0	0	0
165	03-02-2026	25-FV-2101 D/S line (I/V D/S Flange)	165	"	Flange	0	0	0	0	0	0
166	03-02-2026	25-FV-2101 D/S line (I/V Flange/Bonnet)	166	"	Flange	0	0	0	0	0	0
167	03-02-2026	25-FV-2101 Bypass line (I/V Gland)	167	2 Inch	Valve	0	0	0	0	0	0
168	03-02-2026	25-FV-2101 Bypass line (I/V Flange/Bonnet)	168	"	Flange	0	0	0	0	0	0
169	03-02-2026	25-FV-2101 Main line upper (I/V Gland)	169	4 Inch	Valve	766	0.000618	0.014821969	766	0.000618	0.014821969
170	03-02-2026	25-FV-2101 Main line upper (I/V U/S Flange)	170	"	Flange	0	0	0	0	0	0
171	03-02-2026	25-FV-2101 Main line upper (I/V D/S Flange)	171	"	Flange	0	0	0	0	0	0
172	03-02-2026	25-FV-2101 Main line upper (I/V Flange/Bonnet)	172	"	Flange	0	0	0	0	0	0
173	03-02-2026	25-FV-2101 Main line lower (I/V Gland)	173	"	Valve	79.7	0.000144	0.003467107	79.7	0.000144	0.003467107
174	03-02-2026	25-FV-2101 Main line lower (I/V U/S Flange)	174	"	Flange	0	0	0	0	0	0
175	03-02-2026	25-FV-2101 Main line lower (I/V D/S Flange)	175	"	Flange	0	0	0	0	0	0
176	03-02-2026	25-FV-2101 Main line lower (I/V Flange/Bonnet)	176	"	Flange	0	0	0	0	0	0
177	03-02-2026	25-FV-2101 U/S drain line (I/V Gland)	177	0.5 Inch	Valve	0	0	0	0	0	0
178	03-02-2026	25-FV-2101 U/S drain line (I/V Flange/Bonnet)	178	"	Flange	0	0	0	0	0	0
179	03-02-2026	25-FV-2101 U/S drain line (End Flange)	179	"	Flange	0	0	0	0	0	0
180	03-02-2026	25-FV-2101 D/S drain line (I/V Gland)	180	"	Valve	0	0	0	0	0	0
181	03-02-2026	25-FV-2101 D/S drain line (I/V Flange/Bonnet)	181	"	Flange	0	0	0	0	0	0
182	03-02-2026	25-FV-2101 D/S drain line (End Flange)	182	"	Flange	0	0	0	0	0	0
183	03-02-2026	22-FV-2401 (C/V Gland)	183	Insulation	Valve	0	0	0	0	0	0
184	03-02-2026	22-FV-2401 U/S line (I/V Gland)	184	"	Valve	0	0	0	0	0	0
185	03-02-2026	22-FV-2401 D/S line (I/V Gland)	185	"	Valve	0	0	0	0	0	0
186	03-02-2026	22-FV-2401 Bypass line (I/V Gland)	186	"	Valve	0	0	0	0	0	0
187	03-02-2026	22-FV-2401 U/S drain line (I/V Gland)	187	0.5 Inch	Valve	0	0	0	0	0	0
188	03-02-2026	22-FV-2401 U/S drain line (I/V Flange/Bonnet)	188	"	Flange	0	0	0	0	0	0
189	03-02-2026	22-FV-2401 U/S drain line (End Flange)	189	"	Flange	0	0	0	0	0	0
190	03-02-2026	22-FV-2401 D/S drain line (I/V Gland)	190	"	Valve	0	0	0	0	0	0
191	03-02-2026	22-FV-2401 D/S drain line (I/V Flange/Bonnet)	191	"	Flange	0	0	0	0	0	0
192	03-02-2026	22-FV-2401 D/S drain line (End Flange)	192	"	Flange	0	0	0	0	0	0
193	03-02-2026	22-MP-02A Suction line (I/V Gland)	193	3 Inch	Valve	0	0	0	0	0	0
194	03-02-2026	22-MP-02A Suction line (I/V U/S Flange)	194	"	Flange	0	0	0	0	0	0
195	03-02-2026	22-MP-02A Suction line (I/V D/S Flange)	195	"	Flange	0	0	0	0	0	0
196	03-02-2026	22-MP-02A Suction line (I/V Flange/Bonnet)	196	"	Flange	0	0	0	0	0	0
197	03-02-2026	22-MP-02A Discharge line (I/V Gland)	197	2 Inch	Valve	186.1	0.000249	0.005975967	186.1	0.000249	0.005975967
198	03-02-2026	22-MP-02A Discharge line (I/V U/S Flange)	198	"	Flange	0	0	0	0	0	0
199	03-02-2026	22-MP-02A Discharge line (I/V D/S Flange)	199	"	Flange	0	0	0	0	0	0

Sr.No.	Date	Location	Tag No.	Line Size	Componenet Type	Screening Value (PPM) before Repair	Emission Kg/Hr	Emission Kg/day	Screening Value (PPM) afterRepair	Emission Kg/Hr	Emission Kg/day
200	03-02-2026	22-MP-02A Discharge line (I/V Flange/Bonnet)	200	"	Flange	0	0	0	0	0	0
201	03-02-2026	22-MP-02A Discharge line (NRV Top Flange)	201	"	Flange	0	0	0	0	0	0
202	03-02-2026	22-MP-02A Discharge line (NRV U/S Flange)	202	"	Flange	0	0	0	0	0	0
203	03-02-2026	22-MP-02B Suction line (I/V Gland)	203	3 Inch	Valve	0	0	0	0	0	0
204	03-02-2026	22-MP-02B Suction line (I/V U/S Flange)	204	"	Flange	0	0	0	0	0	0
205	03-02-2026	22-MP-02B Suction line (I/V D/S Flange)	205	"	Flange	0	0	0	0	0	0
206	03-02-2026	22-MP-02B Suction line (I/V Flange/Bonnet)	206	"	Flange	0	0	0	0	0	0
207	03-02-2026	22-MP-02B Discharge line (I/V Gland)	207	2 Inch	Valve	0	0	0	0	0	0
208	03-02-2026	22-MP-02B Discharge line (I/V U/S Flange)	208	"	Flange	0	0	0	0	0	0
209	03-02-2026	22-MP-02B Discharge line (I/V D/S Flange)	209	"	Flange	0	0	0	0	0	0
210	03-02-2026	22-MP-02B Discharge line (I/V Flange/Bonnet)	210	"	Flange	0	0	0	0	0	0
211	03-02-2026	22-MP-02B Discharge line (NRV Top Flange)	211	"	Flange	0	0	0	0	0	0
212	03-02-2026	22-MP-02B Discharge line (NRV U/S Flange)	212	"	Flange	0	0	0	0	0	0
213	03-02-2026	22-FV-2102 (C/V Gland)	213	Insulation	Valve	0	0	0	0	0	0
214	03-02-2026	22-FV-2102 U/S line (I/V Gland)	214	2 Inch	Valve	17.7	0.000055	0.001319562	17.7	0.000055	0.001319562
215	03-02-2026	22-FV-2102 U/S line (I/V Flange/Bonnet)	215	"	Flange	0	0	0	0	0	0
216	03-02-2026	22-FV-2102 D/S line (I/V Gland)	216	"	Valve	306.7	0.000343	0.008235714	306.7	0.000343	0.008235714
217	03-02-2026	22-FV-2102 D/S line (I/V Flange/Bonnet)	217	"	Flange	0	0	0	0	0	0
218	03-02-2026	22-FV-2102 Bypass line (I/V Gland)	218	"	Valve	0	0	0	0	0	0
219	03-02-2026	22-FV-2102 Bypass line (I/V Flange/Bonnet)	219	"	Flange	0	0	0	0	0	0
220	03-02-2026	22-FV-2102 U/S drain line (I/V Gland)	220	0.5 Inch	Valve	0	0	0	0	0	0
221	03-02-2026	22-FV-2102 U/S drain line (I/V Flange/Bonnet)	221	"	Flange	0	0	0	0	0	0
222	03-02-2026	22-FV-2102 U/S drain line (End Flange)	222	"	Flange	0	0	0	0	0	0
223	03-02-2026	22-FV-2102 D/S drain line (I/V Gland)	223	"	Valve	0	0	0	0	0	0
224	03-02-2026	22-FV-2102 D/S drain line (I/V Flange/Bonnet)	224	"	Flange	0	0	0	0	0	0
225	03-02-2026	22-FV-2102 D/S drain line (End Flange)	225	"	Flange	0	0	0	0	0	0
226	03-02-2026	22-PV-2102 (C/V Gland)	226	Insulation	Valve	0	0	0	0	0	0
227	03-02-2026	22-PV-2102 U/S line (I/V Gland)	227	"	Valve	0	0	0	0	0	0
228	03-02-2026	22-PV-2102 D/S line (I/V Gland)	228	"	Valve	0	0	0	0	0	0
229	03-02-2026	22-PV-2102 Bypass line (I/V Gland)	229	"	Valve	0	0	0	0	0	0
230	03-02-2026	22-PV-2102 U/S drain line (I/V Gland)	230	0.5 Inch	Valve	0	0	0	0	0	0
231	03-02-2026	22-PV-2102 U/S drain line (I/V Flange/Bonnet)	231	"	Flange	0	0	0	0	0	0
232	03-02-2026	22-PV-2102 U/S drain line (End Flange)	232	"	Flange	0	0	0	0	0	0
233	03-02-2026	22-PV-2102 D/S drain line (I/V Gland)	233	"	Valve	0	0	0	0	0	0
234	03-02-2026	22-PV-2102 D/S drain line (I/V Flange/Bonnet)	234	"	Flange	0	0	0	0	0	0
235	03-02-2026	22-PV-2102 D/S drain line (End Flange)	235	"	Flange	0	0	0	0	0	0
236	03-02-2026	25-FT-2402 (U/S Flange)	236	1.5 Inch	Flange	0	0	0	0	0	0
237	03-02-2026	25-FT-2402 (D/S Flange)	237	"	Flange	0	0	0	0	0	0
238	03-02-2026	25-FT-2402 U/S line (I/V Gland)	238	4 Inch	Valve	0	0	0	0	0	0
239	03-02-2026	25-FT-2402 U/S line (I/V U/S Flange)	239	"	Flange	0	0	0	0	0	0

Sr.No.	Date	Location	Tag No.	Line Size	Componenet Type	Screening Value (PPM) before Repair	Emission Kg/Hr	Emission Kg/day	Screening Value (PPM) afterRepair	Emission Kg/Hr	Emission Kg/day
240	03-02-2026	25-FT-2402 U/S line (I/V D/S Flange)	240	"	Flange	0	0	0	0	0	0
241	03-02-2026	25-FT-2402 U/S line (I/V Flange/Bonnet)	241	"	Flange	0	0	0	0	0	0
242	03-02-2026	25-FT-2402 D/S line (I/V Gland)	242	"	Valve	601.8	0.000529	0.012695193	601.8	0.000529	0.012695193
243	03-02-2026	25-FT-2402 D/S line (I/V U/S Flange)	243	"	Flange	0	0	0	0	0	0
244	03-02-2026	25-FT-2402 D/S line (I/V D/S Flange)	244	"	Flange	0	0	0	0	0	0
245	03-02-2026	25-FT-2402 D/S line (I/V Flange/Bonnet)	245	"	Flange	0	0	0	0	0	0
246	03-02-2026	25-FT-2402 Bypass line (I/V Gland)	246	3 Inch	Valve	120.4	0.000188	0.004518489	120.4	0.000188	0.004518489
247	03-02-2026	25-FT-2402 Bypass line (I/V U/S Flange)	247	"	Flange	0	0	0	0	0	0
248	03-02-2026	25-FT-2402 Bypass line (I/V D/S Flange)	248	"	Flange	0	0	0	0	0	0
249	03-02-2026	25-FT-2402 Bypass line (I/V Flange/Bonnet)	249	"	Flange	0	0	0	0	0	0
250	03-02-2026	25-FT-2402 U/S drain line (I/V Gland)	250	0.5 Inch	Valve	0	0	0	0	0	0
251	03-02-2026	25-FT-2402 U/S drain line (I/V Flange/Bonnet)	251	"	Flange	0	0	0	0	0	0
252	03-02-2026	25-FT-2402 U/S drain line (End Flange)	252	"	Flange	0	0	0	0	0	0
253	03-02-2026	25-FT-2402 D/S drain line (I/V Gland)	253	"	Valve	0	0	0	0	0	0
254	03-02-2026	25-FT-2402 D/S drain line (I/V Flange/Bonnet)	254	"	Flange	0	0	0	0	0	0
255	03-02-2026	25-FT-2402 D/S drain line (End Flange)	255	"	Flange	0	0	0	0	0	0
256	05-02-2026	22-LV-404 (C/V Gland)	256	1.5 Inch	Valve	60.1	0.000121	0.002892467	60.1	0.000121	0.002892467
257	05-02-2026	22-LV-404 (C/V U/S Flange)	257	"	Flange	0	0	0	0	0	0
258	05-02-2026	22-LV-404 (C/V D/S Flange)	258	"	Flange	0	0	0	0	0	0
259	05-02-2026	22-LV-404 (C/V Flange/Bonnet)	259	"	Flange	0	0	0	0	0	0
260	05-02-2026	22-LV-404 U/S line (I/V Gland)	260	2 Inch	Valve	0	0	0	0	0	0
261	05-02-2026	22-LV-404 U/S line (I/V U/S Flange)	261	"	Flange	0	0	0	0	0	0
262	05-02-2026	22-LV-404 U/S line (I/V D/S Flange)	262	"	Flange	0	0	0	0	0	0
263	05-02-2026	22-LV-404 U/S line (I/V Flange/Bonnet)	263	"	Flange	0	0	0	0	0	0
264	05-02-2026	22-LV-404 D/S line (I/V Gland)	264	"	Valve	0	0	0	0	0	0
265	05-02-2026	22-LV-404 D/S line (I/V U/S Flange)	265	"	Flange	0	0	0	0	0	0
266	05-02-2026	22-LV-404 D/S line (I/V D/S Flange)	266	"	Flange	0	0	0	0	0	0
267	05-02-2026	22-LV-404 D/S line (I/V Flange/Bonnet)	267	"	Flange	0	0	0	0	0	0
268	05-02-2026	22-LV-404 Bypass line (I/V Gland)	268	"	Valve	0	0	0	0	0	0
269	05-02-2026	22-LV-404 Bypass line (I/V U/S Flange)	269	"	Flange	0	0	0	0	0	0
270	05-02-2026	22-LV-404 Bypass line (I/V D/S Flange)	270	"	Flange	0	0	0	0	0	0
271	05-02-2026	22-LV-404 Bypass line (I/V Flange/Bonnet)	271	"	Flange	0	0	0	0	0	0
272	05-02-2026	22-LV-404 22-E-10 Bypass line (I/V Gland)	272	"	Valve	0	0	0	0	0	0
273	05-02-2026	22-LV-404 22-E-10 Bypass line (I/V U/S Flange)	273	"	Flange	0	0	0	0	0	0
274	05-02-2026	22-LV-404 22-E-10 Bypass line (I/V D/S Flange)	274	"	Flange	0	0	0	0	0	0
275	05-02-2026	22-LV-404 22-E-10 Bypass line (I/V Flange/Bonnet)	275	"	Flange	0	0	0	0	0	0
276	05-02-2026	22-LV-404 LR To LOWRON line (I/V Gland)	276	"	Valve	0	0	0	0	0	0
277	05-02-2026	22-LV-404 LR To LOWRON line (I/V U/S Flange)	277	"	Flange	0	0	0	0	0	0
278	05-02-2026	22-LV-404 LR To LOWRON line (I/V D/S Flange)	278	"	Flange	0	0	0	0	0	0
279	05-02-2026	22-LV-404 LR To LOWRON line (I/V Flange/Bonnet)	279	"	Flange	0	0	0	0	0	0

Sr.No.	Date	Location	Tag No.	Line Size	Componenet Type	Screening Value (PPM) before Repair	Emission Kg/Hr	Emission Kg/day	Screening Value (PPM) afterRepair	Emission Kg/Hr	Emission Kg/day
280	05-02-2026	22-LV-404 LR To Tank line (I/V Gland)	280	"	Valve	0	0	0	0	0	0
281	05-02-2026	22-LV-404 LR To Tank line (I/V Flange/Bonnet)	281	"	Flange	0	0	0	0	0	0
282	05-02-2026	22-LV-404 LR To Tank line (End Flange)	282	"	Flange	0	0	0	0	0	0
283	05-02-2026	22-LV-404 LR To Tank line (C/V Gland)	283	"	Valve	0	0	0	0	0	0
284	05-02-2026	22-LV-501 (C/V Gland)	284	1.5 Inch	Valve	0	0	0	0	0	0
285	05-02-2026	22-LV-501 (C/V U/S Flange)	285	"	Flange	0	0	0	0	0	0
286	05-02-2026	22-LV-501 (C/V D/S Flange)	286	"	Flange	0	0	0	0	0	0
287	05-02-2026	22-LV-501 (C/V Flange/Bonnet)	287	"	Flange	0	0	0	0	0	0
288	05-02-2026	22-LV-501 U/S line (I/V Gland)	288	2 Inch	Valve	0	0	0	0	0	0
289	05-02-2026	22-LV-501 U/S line (I/V Flange/Bonnet)	289	"	Flange	0	0	0	0	0	0
290	05-02-2026	22-LV-501 D/S line (I/V Gland)	290	"	Valve	0	0	0	0	0	0
291	05-02-2026	22-LV-501 D/S line (I/V Flange/Bonnet)	291	"	Flange	0	0	0	0	0	0
292	05-02-2026	22-LV-501 Bypass line (I/V Gland)	292	"	Valve	0	0	0	0	0	0
293	05-02-2026	22-LV-501 Bypass line (I/V Flange/Bonnet)	293	"	Flange	0	0	0	0	0	0
294	05-02-2026	22-LV-501 U/S drain line (I/V Gland)	294	0.5 Inch	Valve	0	0	0	0	0	0
295	05-02-2026	22-LV-501 U/S drain line (I/V Flange/Bonnet)	295	"	Flange	0	0	0	0	0	0
296	05-02-2026	22-LV-501 U/S drain line (End Flange)	296	"	Flange	0	0	0	0	0	0
297	05-02-2026	22-LV-501 D/S drain line (I/V Gland)	297	"	Valve	0	0	0	0	0	0
298	05-02-2026	22-LV-501 D/S drain line (I/V Flange/Bonnet)	298	"	Flange	0	0	0	0	0	0
299	05-02-2026	22-LV-501 D/S drain line (End Flange)	299	"	Flange	0	0	0	0	0	0
300	05-02-2026	22-PV-103A (C/V Gland)	300	1 Inch	Valve	209.5	0.000269	0.006448091	209.5	0.000269	0.006448091
301	05-02-2026	22-PV-103A (C/V U/S Flange)	301	"	Flange	0	0	0	0	0	0
302	05-02-2026	22-PV-103A (C/V D/S Flange)	302	"	Flange	0	0	0	0	0	0
303	05-02-2026	22-PV-103A (C/V Flange/Bonnet)	303	"	Flange	0	0	0	0	0	0
304	05-02-2026	22-PV-103A U/S line (I/V Gland)	304	1.5 Inch	Valve	1067	0.000764	0.018336337	1067	0.000764	0.018336337
305	05-02-2026	22-PV-103A U/S line (I/V U/S Flange)	305	"	Flange	0	0	0	0	0	0
306	05-02-2026	22-PV-103A U/S line (I/V D/S Flange)	306	"	Flange	0	0	0	0	0	0
307	05-02-2026	22-PV-103A U/S line (I/V Flange/Bonnet)	307	"	Flange	0	0	0	0	0	0
308	05-02-2026	22-PV-103A D/S line (I/V Gland)	308	"	Valve	4805	0.002008	0.048181263	4805	0.002008	0.048181263
309	05-02-2026	22-PV-103A D/S line (I/V U/S Flange)	309	"	Flange	0	0	0	0	0	0
310	05-02-2026	22-PV-103A D/S line (I/V D/S Flange)	310	"	Flange	0	0	0	0	0	0
311	05-02-2026	22-PV-103A D/S line (I/V Flange/Bonnet)	311	"	Flange	0	0	0	0	0	0
312	05-02-2026	22-PV-103A Bypass line (I/V Gland)	312	Insulation	Valve	0	0	0	0	0	0
313	05-02-2026	22-PV-103A Drain line (I/V Gland)	313	0.5 Inch	Valve	0	0	0	0	0	0
314	05-02-2026	22-PV-103A Drain line (I/V Flange/Bonnet)	314	"	Flange	0	0	0	0	0	0
315	05-02-2026	22-PV-103A Drain line (End Flange)	315	"	Flange	0	0	0	0	0	0
316	05-02-2026	22-PV-103B (C/V Gland)	316	1.5 Inch	Valve	0	0	0	0	0	0
317	05-02-2026	22-PV-103B (C/V U/S Flange)	317	"	Flange	0	0	0	0	0	0
318	05-02-2026	22-PV-103B (C/V D/S Flange)	318	"	Flange	0	0	0	0	0	0
319	05-02-2026	22-PV-103B (C/V Flange/Bonnet)	319	"	Flange	0	0	0	0	0	0

Sr.No.	Date	Location	Tag No.	Line Size	Componenet Type	Screening Value (PPM) before Repair	Emission Kg/Hr	Emission Kg/day	Screening Value (PPM) afterRepair	Emission Kg/Hr	Emission Kg/day
320	05-02-2026	22-PV-103B U/S line (I/V Gland)	320	3 Inch	Valve	0	0	0	0	0	0
321	05-02-2026	22-PV-103B U/S line (I/V U/S Flange)	321	"	Flange	0	0	0	0	0	0
322	05-02-2026	22-PV-103B U/S line (I/V D/S Flange)	322	"	Flange	0	0	0	0	0	0
323	05-02-2026	22-PV-103B U/S line (I/V Flange/Bonnet)	323	"	Flange	0	0	0	0	0	0
324	05-02-2026	22-PV-103B D/S line (I/V Gland)	324	4 Inch	Valve	0	0	0	0	0	0
325	05-02-2026	22-PV-103B D/S line (I/V U/S Flange)	325	"	Flange	0	0	0	0	0	0
326	05-02-2026	22-PV-103B D/S line (I/V D/S Flange)	326	"	Flange	0	0	0	0	0	0
327	05-02-2026	22-PV-103A D/S line (I/V Flange/Bonnet)	327	"	Flange	0	0	0	0	0	0
328	05-02-2026	22-PV-103B Bypass line (I/V Gland)	328	3 Inch	Valve	0	0	0	0	0	0
329	05-02-2026	22-PV-103B Bypass line (I/V U/S Flange)	329	"	Flange	0	0	0	0	0	0
330	05-02-2026	22-PV-103B Bypass line (I/V D/S Flange)	330	"	Flange	0	0	0	0	0	0
331	05-02-2026	22-PV-103B Bypass line (I/V Flange/Bonnet)	331	"	Flange	0	0	0	0	0	0
332	05-02-2026	22-PV-103B Drain line (I/V Gland)	332	0.5 Inch	Valve	0	0	0	0	0	0
333	05-02-2026	22-PV-103B Drain line (I/V Flange/Bonnet)	333	"	Flange	0	0	0	0	0	0
334	05-02-2026	22-PV-103B Drain line (End Flange)	334	"	Flange	0	0	0	0	0	0
335	05-02-2026	21-PV-202 (C/V Gland)	335	1 Inch	Valve	232.1	0.000287	0.00688 6435	232.1	0.000 287	0.006886 435
336	05-02-2026	21-PV-202 (C/V U/S Flange)	336	"	Flange	0	0	0	0	0	0
337	05-02-2026	21-PV-202 (C/V D/S Flange)	337	"	Flange	0	0	0	0	0	0
338	05-02-2026	21-PV-202 (C/V Flange/Bonnet)	338	"	Flange	0	0	0	0	0	0
339	05-02-2026	21-PV-202 U/S line (I/V Gland)	339	2 Inch	Valve	12.3	0.000044	0.00104 46	12.3	0.000 044	0.001044 6
340	05-02-2026	21-PV-202 U/S line (I/V U/S Flange)	340	"	Flange	0	0	0	0	0	0
341	05-02-2026	21-PV-202 U/S line (I/V D/S Flange)	341	"	Flange	0	0	0	0	0	0
342	05-02-2026	21-PV-202 U/S line (I/V Flange/Bonnet)	342	"	Flange	0	0	0	0	0	0
343	05-02-2026	21-PV-202 D/S line (I/V Gland)	343	"	Valve	0	0	0	0	0	0
344	05-02-2026	21-PV-202 D/S line (I/V U/S Flange)	344	"	Flange	0	0	0	0	0	0
345	05-02-2026	21-PV-202 D/S line (I/V D/S Flange)	345	"	Flange	0	0	0	0	0	0
346	05-02-2026	21-PV-202 D/S line (I/V Flange/Bonnet)	346	"	Flange	0	0	0	0	0	0
347	05-02-2026	21-PV-202 Bypass line (I/V Gland)	347	1.5 Inch	Valve	0	0	0	0	0	0
348	05-02-2026	21-PV-202 Bypass line (I/V U/S Flange)	348	"	Flange	0	0	0	0	0	0
349	05-02-2026	21-PV-202 Bypass line (I/V D/S Flange)	349	"	Flange	0	0	0	0	0	0
350	05-02-2026	21-PV-202 Bypass line (I/V Flange/Bonnet)	350	"	Flange	0	0	0	0	0	0
351	05-02-2026	21-PV-202 Drain (I/V Gland)	351	0.5 Inch	Valve	0	0	0	0	0	0
352	05-02-2026	21-PV-202 Drain (I/V Flange/Bonnet)	352	"	Flange	0	0	0	0	0	0
353	05-02-2026	21-PV-202 Drain (End Flange)	353	"	Flange	0	0	0	0	0	0
354	05-02-2026	21-PV-202 To New Off Gas To FG Header line (I/V Gland)	354	3 Inch	Valve	0	0	0	0	0	0
355	05-02-2026	21-PV-202 To New Off Gas To FG Header line (I/V U/S Flange)	355	"	Flange	0	0	0	0	0	0
356	05-02-2026	21-PV-202 To New Off Gas To FG Header line (I/V D/S Flange)	356	"	Flange	0	0	0	0	0	0
357	05-02-2026	21-PV-202 To New Off Gas To FG Header line (I/V Flange/Bonnet)	357	"	Flange	0	0	0	0	0	0
358	05-02-2026	21-PV-202 To Flare line lower (I/V Gland)	358	2 Inch	Valve	0	0	0	0	0	0
359	05-02-2026	21-PV-202 To Flare line lower (I/V U/S Flange)	359	"	Flange	0	0	0	0	0	0

Sr.No.	Date	Location	Tag No.	Line Size	Componenet Type	Screening Value (PPM) before Repair	Emission Kg/Hr	Emission Kg/day	Screening Value (PPM) afterRepair	Emission Kg/Hr	Emission Kg/day
360	05-02-2026	21-PV-202 To Flare line lower (I/V D/S Flange)	360	"	Flange	0	0	0	0	0	0
361	05-02-2026	21-PV-202 To Flare line lower (I/V Flange/Bonnet)	361	"	Flange	0	0	0	0	0	0
362	05-02-2026	21-PV-202 To Flare line upper (I/V Gland)	362	"	Valve	0	0	0	0	0	0
363	05-02-2026	21-PV-202 To Flare line upper (I/V U/S Flange)	363	"	Flange	0	0	0	0	0	0
364	05-02-2026	21-PV-202 To Flare line upper (I/V D/S Flange)	364	"	Flange	0	0	0	0	0	0
365	05-02-2026	21-PV-202 To Flare line upper (I/V Flange/Bonnet)	365	"	Flange	0	0	0	0	0	0
366	05-02-2026	21-FV-205 (C/V Gland)	366	1.5 Inch	Valve	0	0	0	0	0	0
367	05-02-2026	21-FV-205 (C/V U/S Flange)	367	"	Flange	0	0	0	0	0	0
368	05-02-2026	21-FV-205 (C/V D/S Flange)	368	"	Flange	0	0	0	0	0	0
369	05-02-2026	21-FV-205 (C/V Flange/Bonnet)	369	"	Flange	0	0	0	0	0	0
370	05-02-2026	21-FV-205 U/S line (I/V Gland)	370	2 Inch	Valve	0	0	0	0	0	0
371	05-02-2026	21-FV-205 U/S line (I/V Flange/Bonnet)	371	"	Flange	0	0	0	0	0	0
372	05-02-2026	21-FV-205 D/S line (I/V Gland)	372	"	Valve	0	0	0	0	0	0
373	05-02-2026	21-FV-205 D/S line (I/V Flange/Bonnet)	373	"	Flange	0	0	0	0	0	0
374	05-02-2026	21-FV-205 Bypass line (I/V Gland)	374	1.5 Inch	Valve	0	0	0	0	0	0
375	05-02-2026	21-FV-205 Bypass line (I/V Flange/Bonnet)	375	"	Flange	0	0	0	0	0	0
376	05-02-2026	21-FV-205 Drain (I/V Gland)	376	0.5 Inch	Valve	0	0	0	0	0	0
377	05-02-2026	21-FV-205 Drain (I/V Flange/Bonnet)	377	"	Flange	0	0	0	0	0	0
378	05-02-2026	21-FV-205 Drain (End Flange)	378	"	Flange	0	0	0	0	0	0
379	05-02-2026	21-FV-206 (C/V Gland)	379	1.5 Inch	Valve	0	0	0	0	0	0
380	05-02-2026	21-FV-206 (C/V U/S Flange)	380	"	Flange	0	0	0	0	0	0
381	05-02-2026	21-FV-206 (C/V D/S Flange)	381	"	Flange	0	0	0	0	0	0
382	05-02-2026	21-FV-206 (C/V Flange/Bonnet)	382	"	Flange	0	0	0	0	0	0
383	05-02-2026	21-FV-206 U/S line (I/V Gland)	383	2 Inch	Valve	21.3	0.000062	0.00148 6109	21.3	0.000 062	0.001486 109
384	05-02-2026	21-FV-206 U/S line (I/V U/S Flange)	384	"	Flange	0	0	0	0	0	0
385	05-02-2026	21-FV-206 U/S line (I/V D/S Flange)	385	"	Flange	0	0	0	0	0	0
386	05-02-2026	21-FV-206 U/S line (I/V Flange/Bonnet)	386	"	Flange	0	0	0	0	0	0
387	05-02-2026	21-FV-206 D/S line (I/V Gland)	387	"	Valve	0	0	0	0	0	0
388	05-02-2026	21-FV-206 D/S line (I/V U/S Flange)	388	"	Flange	0	0	0	0	0	0
389	05-02-2026	21-FV-206 D/S line (I/V D/S Flange)	389	"	Flange	0	0	0	0	0	0
390	05-02-2026	21-FV-206 D/S line (I/V Flange/Bonnet)	390	"	Flange	0	0	0	0	0	0
391	05-02-2026	21-FV-206 Drain (I/V Gland)	391	0.5 Inch	Valve	0	0	0	0	0	0
392	05-02-2026	21-FV-206 Drain (I/V Flange/Bonnet)	392	"	Flange	0	0	0	0	0	0
393	05-02-2026	21-FV-206 Drain (End Flange)	393	"	Flange	0	0	0	0	0	0
394	05-02-2026	21-MP-02A Suction line (I/V Gland)	394	3Inch	Valve	0	0	0	0	0	0
395	05-02-2026	21-MP-02A Suction line (I/V U/S Flange)	395	"	Flange	0	0	0	0	0	0
396	05-02-2026	21-MP-02A Suction line (I/V D/S Flange)	396	"	Flange	15.8	0.000317944	0.00763 0656	15.8	0.000 317944	0.007630 656
397	05-02-2026	21-MP-02A Suction line (I/V Flange/Bonnet)	397	"	Flange	0	0	0	0	0	0
398	05-02-2026	21-MP-02A Discharge line (I/V Gland)	398	2 Inch	Valve	0	0	0	0	0	0

Sr.No.	Date	Location	Tag No.	Line Size	Componenet Type	Screening Value (PPM) before Repair	Emission Kg/Hr	Emission Kg/day	Screening Value (PPM) afterRepair	Emission Kg/Hr	Emission Kg/day
399	05-02-2026	21-MP-02A Discharge line (I/V U/S Flange)	399	"	Flange	0	0	0	0	0	0
400	05-02-2026	21-MP-02A Discharge line (I/V D/S Flange)	400	"	Flange	0	0	0	0	0	0
401	05-02-2026	21-MP-02A Discharge line (I/V Flange/Bonnet)	401	"	Flange	0	0	0	0	0	0
402	05-02-2026	21-MP-02A Discharge line (NRV Top Flange)	402	"	Flange	0	0	0	0	0	0
403	05-02-2026	21-MP-02A Discharge line (NRV U/S Flange)	403	"	Flange	0	0	0	0	0	0
404	05-02-2026	21-MP-02B Suction line (I/V Gland)	404	3 Inch	Valve	0	0	0	0	0	0
405	05-02-2026	21-MP-02B Suction line (I/V U/S Flange)	405	"	Flange	0	0	0	0	0	0
406	05-02-2026	21-MP-02B Suction line (I/V D/S Flange)	406	"	Flange	0	0	0	0	0	0
407	05-02-2026	21-MP-02B Suction line (I/V Flange/Bonnet)	407	"	Flange	0	0	0	0	0	0
408	05-02-2026	21-MP-02B Discharge line (I/V Gland)	408	2 Inch	Valve	0	0	0	0	0	0
409	05-02-2026	21-MP-02B Discharge line (I/V U/S Flange)	409	"	Flange	0	0	0	0	0	0
410	05-02-2026	21-MP-02B Discharge line (I/V D/S Flange)	410	"	Flange	0	0	0	0	0	0
411	05-02-2026	21-MP-02B Discharge line (I/V Flange/Bonnet)	411	"	Flange	0	0	0	0	0	0
412	05-02-2026	21-MP-02B Discharge line (NRV Top Flange)	412	"	Flange	0	0	0	0	0	0
413	05-02-2026	21-MP-02B Discharge line (NRV U/S Flange)	413	"	Flange	0	0	0	0	0	0
414	05-02-2026	22-FV-101 (C/V Gland)	414	Insulation	Valve	0	0	0	0	0	0
415	05-02-2026	22-FV-101 U/S line (I/V Gland)	415	"	Valve	4688	0.001976	0.047424751	4688	0.001976	0.047424751
416	05-02-2026	22-FV-101 D/S line (I/V Gland)	416	"	Valve	0	0	0	0	0	0
417	05-02-2026	22-FV-101 Bypass line (I/V Gland)	417	"	Valve	56.6	0.000116	0.002783166	56.6	0.000116	0.002783166
418	05-02-2026	22-FV-101 U/S drain line (I/V Gland)	418	0.5 Inch	Valve	0	0	0	0	0	0
419	05-02-2026	22-FV-101 U/S drain line (I/V Flange/Bonnet)	419	"	Flange	0	0	0	0	0	0
420	05-02-2026	22-FV-101 U/S drain line (End Flange)	420	"	Flange	0	0	0	0	0	0
421	05-02-2026	22-FV-101 D/S drain line (I/V Gland)	421	"	Valve	1060	0.000761	0.018259017	1060	0.000761	0.018259017
422	05-02-2026	22-FV-101 D/S drain line (I/V Flange/Bonnet)	422	"	Flange	0	0	0	0	0	0
423	05-02-2026	21-FV-203 (C/V Gland)	423	Insulation	Valve	0	0	0	0	0	0
424	05-02-2026	21-FV-203 U/S line (I/V Gland)	424	"	Valve	0	0	0	0	0	0
425	05-02-2026	21-FV-203 D/S line (I/V Gland)	425	"	Valve	0	0	0	0	0	0
426	05-02-2026	21-FV-203 Bypass line (I/V Gland)	426	"	Valve	0	0	0	0	0	0
427	05-02-2026	21-TV-214A (C/V Gland)	427	Insulation	Valve	0	0	0	0	0	0
428	05-02-2026	21-TV-214A U/S line (I/V Gland)	428	"	Valve	0	0	0	0	0	0
429	05-02-2026	21-TV-214A D/S line (I/V Gland)	429	"	Valve	0	0	0	0	0	0
430	05-02-2026	21-TV-214A Bypass line (I/V Gland)	430	"	Valve	0	0	0	0	0	0
431	05-02-2026	21-TV-214A U/S drain line (I/V Gland)	431	0.5 Inch	Valve	0	0	0	0	0	0
432	05-02-2026	21-TV-214A U/S drain line (I/V Flange/Bonnet)	432	"	Flange	0	0	0	0	0	0
433	05-02-2026	21-TV-214A D/S drain line (I/V Gland)	433	"	Valve	0	0	0	0	0	0
434	05-02-2026	21-TV-214A D/S drain line (I/V Flange/Bonnet)	434	"	Flange	0	0	0	0	0	0
435	05-02-2026	22-MP-01A Suction line (I/V Gland)	435	Insulation	Valve	0	0	0	0	0	0
436	05-02-2026	22-MP-01A Discharge line (I/V Gland)	436	"	Valve	91.2	0.000158	0.003780487	91.2	0.000158	0.003780487
437	05-02-2026	22-MP-01B Suction line (I/V Gland)	437	"	Valve	0	0	0	0	0	0
438	05-02-2026	22-MP-01B Discharge line (I/V Gland)	438	"	Valve	0	0	0	0	0	0

Sr.No.	Date	Location	Tag No.	Line Size	Componenet Type	Screening Value (PPM) before Repair	Emission Kg/Hr	Emission Kg/day	Screening Value (PPM) afterRepair	Emission Kg/Hr	Emission Kg/day
439	05-02-2026	22-MP-01C Suction line (I/V Gland)	439	"	Valve	78.5	0.000143	0.003433502	78.5	0.000143	0.003433502
440	05-02-2026	22-MP-01C Discharge line (I/V Gland)	440	"	Valve	0	0	0	0	0	0
441	05-02-2026	21-PV-201 (C/V Gland)	441	1.5 Inch	Valve	0	0	0	0	0	0
442	05-02-2026	21-PV-201 (C/V U/S Flange)	442	"	Flange	0	0	0	0	0	0
443	05-02-2026	21-PV-201 (C/V D/S Flange)	443	"	Flange	0	0	0	0	0	0
444	05-02-2026	21-PV-201 (C/V Flange/Bonnet)	444	"	Flange	0	0	0	0	0	0
445	05-02-2026	21-PV-201 U/S line (I/V Gland)	445	"	Valve	0	0	0	0	0	0
446	05-02-2026	21-PV-201 U/S line (I/V Flange/Bonnet)	446	"	Flange	0	0	0	0	0	0
447	05-02-2026	21-PV-201 D/S line (I/V Gland)	447	"	Valve	12.8	0.000045	0.001071667	12.8	0.000045	0.001071667
448	05-02-2026	21-PV-201 D/S line (I/V Flange/Bonnet)	448	"	Flange	0	0	0	0	0	0
449	05-02-2026	21-PV-201 Bypass line (I/V Gland)	449	"	Valve	0	0	0	0	0	0
450	05-02-2026	21-PV-201 Bypass line (I/V Flange/Bonnet)	450	"	Flange	0	0	0	0	0	0
451	05-02-2026	21-PV-201 Drain (I/V Gland)	451	0.5 Inch	Valve	0	0	0	0	0	0
452	05-02-2026	21-PV-201 Drain (I/V Flange/Bonnet)	452	"	Flange	0	0	0	0	0	0
453	05-02-2026	21-PV-201 Drain (End Flange)	453	"	Flange	0	0	0	0	0	0
454	05-02-2026	21-XV-203 (C/V Gland)	454	1.5 Inch	Valve	0	0	0	0	0	0
455	05-02-2026	21-XV-203 (C/V U/S Flange)	455	"	Flange	0	0	0	0	0	0
456	05-02-2026	21-XV-203 (C/V D/S Flange)	456	"	Flange	0	0	0	0	0	0
457	05-02-2026	21-XV-203 (C/V Flange/Bonnet)	457	"	Flange	0	0	0	0	0	0
458	05-02-2026	21-XV-203 U/S line (I/V Gland)	458	"	Valve	0	0	0	0	0	0
459	05-02-2026	21-XV-203 U/S line (I/V Flange/Bonnet)	459	"	Flange	0	0	0	0	0	0
460	05-02-2026	21-XV-203 D/S line/off gas to flare line (I/V Gland)	460	4 Inch	Valve	0	0	0	0	0	0
461	05-02-2026	21-XV-203 D/S line/off gas to flare line (I/V U/S Flange)	461	"	Flange	0	0	0	0	0	0
462	05-02-2026	21-XV-203 D/S line/off gas to flare line (I/V D/S Flange)	462	"	Flange	0	0	0	0	0	0
463	05-02-2026	21-XV-203 D/S line/off gas to flare line (I/V Flange/Bonnet)	463	"	Flange	0	0	0	0	0	0
464	05-02-2026	21-XV-203 Drain (I/V Gland)	464	0.5 Inch	Valve	0	0	0	0	0	0
465	05-02-2026	21-XV-203 Drain (I/V Flange/Bonnet)	465	"	Flange	0	0	0	0	0	0
466	05-02-2026	21-XV-203 Drain (End Flange)	466	"	Flange	0	0	0	0	0	0
467	05-02-2026	21-FV-2201 (C/V Gland)	467	1.5 Inch	Valve	109.5	0.000177	0.004251429	109.5	0.000177	0.004251429
468	05-02-2026	21-FV-2201 (C/V U/S Flange)	468	"	Flange	0	0	0	0	0	0
469	05-02-2026	21-FV-2201 (C/V D/S Flange)	469	"	Flange	0	0	0	0	0	0
470	05-02-2026	21-FV-2201 (C/V Flange/Bonnet)	470	"	Flange	0	0	0	0	0	0
471	05-02-2026	21-FV-2201 U/S line (I/V Gland)	471	3 Inch	Valve	0	0	0	0	0	0
472	05-02-2026	21-FV-2201 U/S line (I/V U/S Flange)	472	"	Flange	0	0	0	0	0	0
473	05-02-2026	21-FV-2201 U/S line (I/V D/S Flange)	473	"	Flange	0	0	0	0	0	0
474	05-02-2026	21-FV-2201 U/S line (I/V Flange/Bonnet)	474	"	Flange	0	0	0	0	0	0
475	05-02-2026	21-FV-2201 D/S line (I/V Gland)	475	"	Valve	0	0	0	0	0	0
476	05-02-2026	21-FV-2201 D/S line (I/V U/S Flange)	476	"	Flange	0	0	0	0	0	0
477	05-02-2026	21-FV-2201 D/S line (I/V D/S Flange)	477	"	Flange	0	0	0	0	0	0
478	05-02-2026	21-FV-2201 D/S line (I/V Flange/Bonnet)	478	"	Flange	0	0	0	0	0	0

Sr.No.	Date	Location	Tag No.	Line Size	Componenet Type	Screening Value (PPM) before Repair	Emission Kg/Hr	Emission Kg/day	Screening Value (PPM) afterRepair	Emission Kg/Hr	Emission Kg/day
479	05-02-2026	21-FV-2201 Bypass line (I/V Gland)	479	2 Inch	Valve	0	0	0	0	0	0
480	05-02-2026	21-FV-2201 Bypass line (I/V U/S Flange)	480	"	Flange	0	0	0	0	0	0
481	05-02-2026	21-FV-2201 Bypass line (I/V D/S Flange)	481	"	Flange	0	0	0	0	0	0
482	05-02-2026	21-FV-2201 Bypass line (I/V Flange/Bonnet)	482	"	Flange	0	0	0	0	0	0
483	05-02-2026	21-FV-2201 Pretreater Bypass line (I/V Gland)	483	3 Inch	Valve	0	0	0	0	0	0
484	05-02-2026	21-FV-2201 Pretreater Bypass line (I/V U/S Flange)	484	"	Flange	0	0	0	0	0	0
485	05-02-2026	21-FV-2201 Pretreater Bypass line (I/V D/S Flange)	485	"	Flange	0	0	0	0	0	0
486	05-02-2026	21-FV-2201 Pretreater Bypass line (I/V Flange/Bonnet)	486	"	Flange	0	0	0	0	0	0
487	05-02-2026	21-FV-2201 Drain (I/V Gland)	487	0.5 Inch	Valve	0	0	0	0	0	0
488	05-02-2026	21-FV-2201 Drain (I/V Flange/Bonnet)	488	"	Flange	0	0	0	0	0	0
489	05-02-2026	21-FV-2201 Drain (End Flange)	489	"	Flange	0	0	0	0	0	0
490	05-02-2026	21-LV-306 (C/V Gland)	490	2 Inch	Valve	301	0.000339	0.00813712	301	0.000339	0.00813712
491	05-02-2026	21-LV-306 (C/V U/S Flange)	491	"	Flange	0	0	0	0	0	0
492	05-02-2026	21-LV-306 (C/V D/S Flange)	492	"	Flange	0	0	0	0	0	0
493	05-02-2026	21-LV-306 (C/V Flange/Bonnet)	493	"	Flange	0	0	0	0	0	0
494	05-02-2026	21-LV-306 U/S line (I/V Gland)	494	3 Inch	Valve	0	0	0	0	0	0
495	05-02-2026	21-LV-306 U/S line (I/V U/S Flange)	495	"	Flange	0	0	0	0	0	0
496	05-02-2026	21-LV-306 U/S line (I/V D/S Flange)	496	"	Flange	0	0	0	0	0	0
497	05-02-2026	21-LV-306 U/S line (I/V Flange/Bonnet)	497	"	Flange	0	0	0	0	0	0
498	05-02-2026	21-LV-306 D/S line (I/V Gland)	498	"	Valve	0	0	0	0	0	0
499	05-02-2026	21-LV-306 D/S line (I/V U/S Flange)	499	"	Flange	0	0	0	0	0	0
500	05-02-2026	21-LV-306 D/S line (I/V D/S Flange)	500	"	Flange	0	0	0	0	0	0
501	05-02-2026	21-LV-306 D/S line (I/V Flange/Bonnet)	501	"	Flange	0	0	0	0	0	0
502	05-02-2026	21-LV-306 Bypass line (I/V Gland)	502	"	Valve	0	0	0	0	0	0
503	05-02-2026	21-LV-306 Bypass line (I/V U/S Flange)	503	"	Flange	0	0	0	0	0	0
504	05-02-2026	21-LV-306 Bypass line (I/V D/S Flange)	504	"	Flange	0	0	0	0	0	0
505	05-02-2026	21-LV-306 Bypass line (I/V Flange/Bonnet)	505	"	Flange	0	0	0	0	0	0
506	05-02-2026	21-MP-011C Suction line (I/V Gland)	506	4 Inch	Valve	0	0	0	0	0	0
507	05-02-2026	21-MP-011C Suction line (I/V U/S Flange)	507	"	Flange	0	0	0	0	0	0
508	05-02-2026	21-MP-011C Suction line (I/V D/S Flange)	508	"	Flange	0	0	0	0	0	0
509	05-02-2026	21-MP-011C Suction line (I/V Flange/Bonnet)	509	"	Flange	0	0	0	0	0	0
510	05-02-2026	21-MP-011C Discharge line (I/V Gland)	510	3 Inch	Valve	0	0	0	0	0	0
511	05-02-2026	21-MP-011C Discharge line (I/V U/S Flange)	511	"	Flange	0	0	0	0	0	0
512	05-02-2026	21-MP-011C Discharge line (I/V D/S Flange)	512	"	Flange	0	0	0	0	0	0
513	05-02-2026	21-MP-011C Discharge line (I/V Flange/Bonnet)	513	"	Flange	0	0	0	0	0	0
514	05-02-2026	21-MP-011C Discharge line (NRV Top Flange)	514	"	Flange	0	0	0	0	0	0
515	05-02-2026	21-MP-011C Discharge line (NRV U/S Flange)	515	"	Flange	0	0	0	0	0	0
516	05-02-2026	21-MP-011C Discharge line (NRV D/S Flange)	516	"	Flange	0	0	0	0	0	0
517	05-02-2026	21-FT-109 (FT U/S Flange)	517	1.5 Inch	Flange	0	0	0	0	0	0
518	05-02-2026	21-FT-109 (FT D/S Flange)	518	"	Flange	0	0	0	0	0	0

Sr.No.	Date	Location	Tag No.	Line Size	Componenet Type	Screening Value (PPM) before Repair	Emission Kg/Hr	Emission Kg/day	Screening Value (PPM) afterRepair	Emission Kg/Hr	Emission Kg/day
519	05-02-2026	21-FT-109U/S line (I/V Gland)	519	3 Inch	Valve	0	0	0	0	0	0
520	05-02-2026	21-FT-109 U/S line (I/V U/S Flange)	520	"	Flange	0	0	0	0	0	0
521	05-02-2026	21-FT-109 U/S line (I/V D/S Flange)	521	"	Flange	0	0	0	0	0	0
522	05-02-2026	21-FT-109 U/S line (I/V Flange/Bonnet)	522	"	Flange	0	0	0	0	0	0
523	05-02-2026	21-FT-109 D/S line (I/V Gland)	523	"	Valve	0	0	0	0	0	0
524	05-02-2026	21-FT-109 D/S line (I/V U/S Flange)	524	"	Flange	0	0	0	0	0	0
525	05-02-2026	21-FT-109 D/S line (I/V D/S Flange)	525	"	Flange	0	0	0	0	0	0
526	05-02-2026	21-FT-109 D/S line (I/V Flange/Bonnet)	526	"	Flange	0	0	0	0	0	0
527	05-02-2026	21-FT-109 Bypass line (I/V Gland)	527	"	Valve	0	0	0	0	0	0
528	05-02-2026	21-FT-109 Bypass line (I/V U/S Flange)	528	"	Flange	0	0	0	0	0	0
529	05-02-2026	21-FT-109 Bypass line (I/V D/S Flange)	529	"	Flange	0	0	0	0	0	0
530	05-02-2026	21-MP-011B Suction line (I/V Gland)	530	4 Inch	Valve	0	0	0	0	0	0
531	05-02-2026	21-MP-011B Suction line (I/V U/S Flange)	531	"	Flange	0	0	0	0	0	0
532	05-02-2026	21-MP-011B Suction line (I/V D/S Flange)	532	"	Flange	0	0	0	0	0	0
533	05-02-2026	21-MP-011B Suction line (I/V Flange/Bonnet)	533	"	Flange	0	0	0	0	0	0
534	05-02-2026	21-MP-011B Discharge line (I/V Gland)	534	3 Inch	Valve	0	0	0	0	0	0
535	05-02-2026	21-MP-011B Discharge line (I/V U/S Flange)	535	"	Flange	0	0	0	0	0	0
536	05-02-2026	21-MP-011B Discharge line (I/V D/S Flange)	536	"	Flange	0	0	0	0	0	0
537	05-02-2026	21-MP-011B Discharge line (I/V Flange/Bonnet)	537	"	Flange	0	0	0	0	0	0
538	05-02-2026	21-MP-011B Discharge line (NRV Top Flange)	538	"	Flange	0	0	0	0	0	0
539	05-02-2026	21-MP-011B Discharge line (NRV U/S Flange)	539	"	Flange	0	0	0	0	0	0
540	05-02-2026	21-MP-011A Suction line (I/V Gland)	540	4 Inch	Valve	0	0	0	0	0	0
541	05-02-2026	21-MP-011A Suction line (I/V U/S Flange)	541	"	Flange	0	0	0	0	0	0
542	05-02-2026	21-MP-011A Suction line (I/V D/S Flange)	542	"	Flange	0	0	0	0	0	0
543	05-02-2026	21-MP-011A Suction line (I/V Flange/Bonnet)	543	"	Flange	0	0	0	0	0	0
544	05-02-2026	21-MP-011A Discharge line (I/V Gland)	544	3 Inch	Valve	0	0	0	0	0	0
545	05-02-2026	21-MP-011A Discharge line (I/V U/S Flange)	545	"	Flange	0	0	0	0	0	0
546	05-02-2026	21-MP-011A Discharge line (I/V D/S Flange)	546	"	Flange	0	0	0	0	0	0
547	05-02-2026	21-MP-011A Discharge line (I/V Flange/Bonnet)	547	"	Flange	0	0	0	0	0	0
548	05-02-2026	21-MP-011A Discharge line (NRV Top Flange)	548	"	Flange	0	0	0	0	0	0
549	05-02-2026	21-MP-011A Discharge line (NRV U/S Flange)	549	"	Flange	0	0	0	0	0	0
550	05-02-2026	21-MP-011A Discharge line (NRV D/S Flange)	550	"	Flange	0	0	0	0	0	0
551	06-02-2026	21-FV-105 (C/V Gland)	551	1.5 Inch	Valve	0	0	0	0	0	0
552	06-02-2026	21-FV-105 (C/V U/S Flange)	552	"	Flange	0	0	0	0	0	0
553	06-02-2026	21-FV-105 (C/V D/S Flange)	553	"	Flange	0	0	0	0	0	0
554	06-02-2026	21-FV-105 (C/V Flange/Bonnet)	554	"	Flange	0	0	0	0	0	0
555	06-02-2026	21-FV-105 U/S line (I/V Gland)	555	2 Inch	Valve	0	0	0	0	0	0
556	06-02-2026	21-FV-105 U/S line (I/V U/S Flange)	556	"	Flange	0	0	0	0	0	0
557	06-02-2026	21-FV-105 U/S line (I/V D/S Flange)	557	"	Flange	0	0	0	0	0	0
558	06-02-2026	21-FV-105 U/S line (I/V Flange/Bonnet)	558	"	Flange	0	0	0	0	0	0

Sr.No.	Date	Location	Tag No.	Line Size	Componenet Type	Screening Value (PPM) before Repair	Emission Kg/Hr	Emission Kg/day	Screening Value (PPM) afterRepair	Emission Kg/Hr	Emission Kg/day
559	06-02-2026	21-FV-105 D/S line (I/V Gland)	559	"	Valve	0	0	0	0	0	0
560	06-02-2026	21-FV-105 D/S line (I/V U/S Flange)	560	"	Flange	0	0	0	0	0	0
561	06-02-2026	21-FV-105 D/S line (I/V D/S Flange)	561	"	Flange	0	0	0	0	0	0
562	06-02-2026	21-FV-105 D/S line (I/V Flange/Bonnet)	562	"	Flange	0	0	0	0	0	0
563	06-02-2026	21-FV-105 Bypass line (I/V Gland)	563	"	Valve	0	0	0	0	0	0
564	06-02-2026	21-FV-105 Bypass line (I/V U/S Flange)	564	"	Flange	0	0	0	0	0	0
565	06-02-2026	21-FV-105 Bypass line (I/V D/S Flange)	565	"	Flange	0	0	0	0	0	0
566	06-02-2026	21-FV-105 Bypass line (I/V Flange/Bonnet)	566	"	Flange	0	0	0	0	0	0
567	06-02-2026	21-FV-105 To Feed Inlet line (I/V Gland)	567	3 Inch	Valve	0	0	0	0	0	0
568	06-02-2026	21-FV-105 To Feed Inlet line (I/V U/S Flange)	568	"	Flange	0	0	0	0	0	0
569	06-02-2026	21-FV-105 To Feed Inlet line (I/V D/S Flange)	569	"	Flange	0	0	0	0	0	0
570	06-02-2026	21-FV-105 To Feed Inlet line (I/V Flange/Bonnet)	570	"	Flange	0	0	0	0	0	0
571	06-02-2026	21-FV-105 To Feed Inlet line (NRV Top Flange)	571	"	Flange	0	0	0	0	0	0
572	06-02-2026	21-FV-105 To Feed Inlet line (NRV U/S Flange)	572	"	Flange	0	0	0	0	0	0
573	06-02-2026	21-FV-105 Pretreat Bypass line (I/V Gland)	573	"	Valve	0	0	0	0	0	0
574	06-02-2026	21-FV-105 Pretreat Bypass line (I/V U/S Flange)	574	"	Flange	0	0	0	0	0	0
575	06-02-2026	21-FV-105 Pretreat Bypass line (I/V D/S Flange)	575	"	Flange	0	0	0	0	0	0
576	06-02-2026	21-FV-105 Pretreat Bypass line (I/V Flange/Bonnet)	576	"	Flange	0	0	0	0	0	0
577	06-02-2026	21-FV-105 Drain line (I/V Gland)	577	0.5 Inch	Valve	0	0	0	0	0	0
578	06-02-2026	21-FV-105 Drain line (I/V Flange/Bonnet)	578	"	Flange	0	0	0	0	0	0
579	06-02-2026	21-FV-105 Drain line (End Flange)	579	"	Flange	0	0	0	0	0	0
580	06-02-2026	21-F-001 F.G Burner No.1 (A/V Gland)	580	1.5 Inch	Valve	0	0	0	0	0	0
581	06-02-2026	21-F-001 F.G Burner No.1 (A/V U/S Flange)	581	"	Flange	0	0	0	0	0	0
582	06-02-2026	21-F-001 F.G Burner No.1 (A/V D/S Flange)	582	"	Flange	0	0	0	0	0	0
583	06-02-2026	21-F-001 F.G Burner No.2 (A/V Gland)	583	"	Valve	0	0	0	0	0	0
584	06-02-2026	21-F-001 F.G Burner No.2 (A/V U/S Flange)	584	"	Flange	0	0	0	0	0	0
585	06-02-2026	21-F-001 F.G Burner No.2 (A/V D/S Flange)	585	"	Flange	0	0	0	0	0	0
586	06-02-2026	21-F-001 F.G Burner No.3 (A/V Gland)	586	"	Valve	0	0	0	0	0	0
587	06-02-2026	21-F-001 F.G Burner No.3 (A/V U/S Flange)	587	"	Flange	0	0	0	0	0	0
588	06-02-2026	21-F-001 F.G Burner No.3 (A/V D/S Flange)	588	"	Flange	0	0	0	0	0	0
589	06-02-2026	21-F-001 FG Burner No. 1 Inlet line 1st (Flange)	589	"	Flange	0	0	0	0	0	0
590	06-02-2026	21-F-001 FG Burner No. 1 Inlet line 2nd (Flange)	590	"	Flange	0	0	0	0	0	0
591	06-02-2026	21-F-001 FG Burner No. 2 Inlet line 1st (Flange)	591	"	Flange	0	0	0	0	0	0
592	06-02-2026	21-F-001 FG Burner No. 2 Inlet line 2nd (Flange)	592	"	Flange	0	0	0	0	0	0
593	06-02-2026	21-F-001 FG Burner No. 3 Inlet line 1st (Flange)	593	"	Flange	0	0	0	0	0	0
594	06-02-2026	21-F-001 FG Burner No. 3 Inlet line 2nd (Flange)	594	"	Flange	0	0	0	0	0	0
595	06-02-2026	21-F-001 Pilot Burner No.1 (A/V Gland)	595	0.5 Inch	Valve	0	0	0	0	0	0
596	06-02-2026	21-F-001 Pilot Burner No.1 (A/V U/S Flange)	596	"	Flange	0	0	0	0	0	0
597	06-02-2026	21-F-001 Pilot Burner No.1 (A/V D/S Flange)	597	"	Flange	0	0	0	0	0	0
598	06-02-2026	21-F-001 Pilot Burner No.2 (A/V Gland)	598	"	Valve	0	0	0	0	0	0

Sr.No.	Date	Location	Tag No.	Line Size	Componenet Type	Screening Value (PPM) before Repair	Emission Kg/Hr	Emission Kg/day	Screening Value (PPM) afterRepair	Emission Kg/Hr	Emission Kg/day
599	06-02-2026	21-F-001 Pilot Burner No.2 (A/V U/S Flange)	599	"	Flange	0	0	0	0	0	0
600	06-02-2026	21-F-001 Pilot Burner No.2 (A/V D/S Flange)	600	"	Flange	0	0	0	0	0	0
601	06-02-2026	21-F-001 Pilot Burner No.3 (A/V Gland)	601	"	Valve	0	0	0	0	0	0
602	06-02-2026	21-F-001 Pilot Burner No.3 (A/V U/S Flange)	602	"	Flange	0	0	0	0	0	0
603	06-02-2026	21-F-001 Pilot Burner No.3 (A/V D/S Flange)	603	"	Flange	0	0	0	0	0	0
604	06-02-2026	21-PV-106 (C/V Gland)	604	1 Inch	Valve	0	0	0	0	0	0
605	06-02-2026	21-PV-106 (C/V U/S Flange)	605	"	Flange	0	0	0	0	0	0
606	06-02-2026	21-PV-106 (C/V D/S Flange)	606	"	Flange	0	0	0	0	0	0
607	06-02-2026	21-PV-106 (C/V Flange/Bonnet)	607	"	Flange	0	0	0	0	0	0
608	06-02-2026	21-PV-106 U/S line (I/V Gland)	608	2 Inch	Valve	0	0	0	0	0	0
609	06-02-2026	21-PV-106 U/S line (I/V U/S Flange)	609	"	Flange	0	0	0	0	0	0
610	06-02-2026	21-PV-106 U/S line (I/V D/S Flange)	610	"	Flange	0	0	0	0	0	0
611	06-02-2026	21-PV-106 U/S line (I/V Flange/Bonnet)	611	"	Flange	0	0	0	0	0	0
612	06-02-2026	21-PV-106 D/S line (I/V Gland)	612	Insulation	Valve	0	0	0	0	0	0
613	06-02-2026	21-PV-106 Bypass line (I/V Gland)	613	Insulation	Valve	0	0	0	0	0	0
614	06-02-2026	21-PV-106 U/S drain (I/V Gland)	614	0.5 Inch	Valve	0	0	0	0	0	0
615	06-02-2026	21-PV-106 U/S drain (I/V Flange/Bonnet)	615	"	Flange	0	0	0	0	0	0
616	06-02-2026	21-PV-106 U/S drain (End Flange)	616	"	Flange	0	0	0	0	0	0
617	06-02-2026	21-PV-106 D/S drain (I/V Gland)	617	"	Valve	0	0	0	0	0	0
618	06-02-2026	21-PV-106 D/S drain (I/V Flange/Bonnet)	618	"	Flange	0	0	0	0	0	0
619	06-02-2026	21-PV-106 D/S drain (End Flange)	619	"	Flange	0	0	0	0	0	0
620	06-02-2026	Near PT-549 FG To Burner 26-F-001A line (I/V Gland)	620	"	Valve	0	0	0	0	0	0
621	06-02-2026	26-PV-548 (C/V Gland)	621	3 Inch	Valve	0	0	0	0	0	0
622	06-02-2026	26-PV-548 (C/V U/S Flange)	622	"	Flange	0	0	0	0	0	0
623	06-02-2026	26-PV-548 (C/V D/S Flange)	623	"	Flange	0	0	0	0	0	0
624	06-02-2026	26-PV-548 (C/V Flange/Bonnet)	624	"	Flange	0	0	0	0	0	0
625	06-02-2026	26-PV-548 U/S line (I/V Gland)	625	4 Inch	Valve	0	0	0	0	0	0
626	06-02-2026	26-PV-548 U/S line (I/V U/S Flange)	626	"	Flange	0	0	0	0	0	0
627	06-02-2026	26-PV-548 U/S line (I/V D/S Flange)	627	"	Flange	0	0	0	0	0	0
628	06-02-2026	26-PV-548 U/S line (I/V Flange/Bonnet)	628	"	Flange	0	0	0	0	0	0
629	06-02-2026	26-PV-548 D/S line (I/V Gland)	629	4 Inch	Valve	0	0	0	0	0	0
630	06-02-2026	26-PV-548 D/S line (I/V U/S Flange)	630	"	Flange	0	0	0	0	0	0
631	06-02-2026	26-PV-548 D/S line (I/V D/S Flange)	631	"	Flange	0	0	0	0	0	0
632	06-02-2026	26-PV-548 D/S line (I/V Flange/Bonnet)	632	"	Flange	0	0	0	0	0	0
633	06-02-2026	26-PV-548 Bypass line (I/V Gland)	633	3 Inch	Valve	0	0	0	0	0	0
634	06-02-2026	26-PV-548 Bypass line (I/V U/S Flange)	634	"	Flange	0	0	0	0	0	0
635	06-02-2026	26-PV-548 Bypass line (I/V D/S Flange)	635	"	Flange	0	0	0	0	0	0
636	06-02-2026	26-PV-548 Bypass line (I/V Flange/Bonnet)	636	"	Flange	0	0	0	0	0	0
637	06-02-2026	26-PV-548 U/S drain (I/V Gland)	637	0.5 Inch	Valve	0	0	0	0	0	0
638	06-02-2026	26-PV-548 U/S drain (I/V Flange/Bonnet)	638	"	Flange	0	0	0	0	0	0

Sr.No.	Date	Location	Tag No.	Line Size	Componenet Type	Screening Value (PPM) before Repair	Emission Kg/Hr	Emission Kg/day	Screening Value (PPM) afterRepair	Emission Kg/Hr	Emission Kg/day
639	06-02-2026	26-PV-548 U/S drain (End Flange)	639	"	Flange	0	0	0	0	0	0
640	06-02-2026	26-PV-548 D/S drain (I/V Gland)	640	"	Valve	0	0	0	0	0	0
641	06-02-2026	26-PV-548 D/S drain (I/V Flange/Bonnet)	641	"	Flange	0	0	0	0	0	0
642	06-02-2026	26-PV-548 D/S drain (End Flange)	642	"	Flange	0	0	0	0	0	0
643	06-02-2026	26-F-001A FG To Burner no.1 (A/V Gland)	643	2 Inch	Valve	0	0	0	0	0	0
644	06-02-2026	26-F-001A FG To Burner no.1 (A/V U/S Flange)	644	"	Flange	0	0	0	0	0	0
645	06-02-2026	26-F-001A FG To Burner no.1 (A/V D/S Flange)	645	"	Flange	0	0	0	0	0	0
646	06-02-2026	26-F-001A FG To Burner no.2 (A/V Gland)	646	2 Inch	Valve	0	0	0	0	0	0
647	06-02-2026	26-F-001A FG To Burner no.2 (A/V U/S Flange)	647	"	Flange	0	0	0	0	0	0
648	06-02-2026	26-F-001A FG To Burner no.2 (A/V D/S Flange)	648	"	Flange	0	0	0	0	0	0
649	06-02-2026	26-F-001A FG To Burner no.3 (A/V Gland)	649	2 Inch	Valve	0	0	0	0	0	0
650	06-02-2026	26-F-001A FG To Burner no.3 (A/V U/S Flange)	650	"	Flange	0	0	0	0	0	0
651	06-02-2026	26-F-001A FG To Burner no.3 (A/V D/S Flange)	651	"	Flange	0	0	0	0	0	0
652	06-02-2026	26-MP-002A Suction line (I/V Gland)	652	Insulation	Valve	0	0	0	0	0	0
653	06-02-2026	26-MP-002A Discharge line (I/V Gland)	653	"	Valve	0	0	0	0	0	0
654	06-02-2026	26-MP-002B Suction line (I/V Gland)	654	Insulation	Valve	0	0	0	0	0	0
655	06-02-2026	26-MP-002B Discharge line (I/V Gland)	655	"	Valve	0	0	0	0	0	0
656	06-02-2026	26-MP-002C Suction line (I/V Gland)	656	Insulation	Valve	0	0	0	0	0	0
657	06-02-2026	26-MP-002C Discharge line (I/V Gland)	657	"	Valve	0	0	0	0	0	0
658	06-02-2026	25-FV-1203 (C/V Gland)	658	3 Inch	Valve	0	0	0	0	0	0
659	06-02-2026	25-FV-1203 (C/V U/S Flange)	659	"	Flange	0	0	0	0	0	0
660	06-02-2026	25-FV-1203 (C/V D/S Flange)	660	"	Flange	0	0	0	0	0	0
661	06-02-2026	25-FV-1203 (C/V Flange/Bonnet)	661	"	Flange	0	0	0	0	0	0
662	06-02-2026	25-FV-1203 U/S line (I/V Gland)	662	4 Inch	Valve	0	0	0	0	0	0
663	06-02-2026	25-FV-1203 U/S line (I/V U/S Flange)	663	"	Flange	0	0	0	0	0	0
664	06-02-2026	25-FV-1203 U/S line (I/V D/S Flange)	664	"	Flange	0	0	0	0	0	0
665	06-02-2026	25-FV-1203 U/S line (I/V Flange/Bonnet)	665	"	Flange	0	0	0	0	0	0
666	06-02-2026	25-FV-1203 D/S line (I/V Gland)	666	"	Valve	4215	0.001846	0.044294629	4215	0.001846	0.044294629
667	06-02-2026	25-FV-1203 D/S line (I/V U/S Flange)	667	"	Flange	0	0	0	0	0	0
668	06-02-2026	25-FV-1203 D/S line (I/V D/S Flange)	668	"	Flange	0	0	0	0	0	0
669	06-02-2026	25-FV-1203 D/S line (I/V Flange/Bonnet)	669	"	Flange	0	0	0	0	0	0
670	06-02-2026	25-FV-1203 Bypass line (I/V Gland)	670	3 Inch	Valve	0	0	0	0	0	0
671	06-02-2026	25-FV-1203 Bypass line (I/V U/S Flange)	671	"	Flange	0	0	0	0	0	0
672	06-02-2026	25-FV-1203 Bypass line (I/V D/S Flange)	672	"	Flange	0	0	0	0	0	0
673	06-02-2026	25-FV-1203 Bypass line (I/V Flange/Bonnet)	673	"	Flange	0	0	0	0	0	0
674	06-02-2026	25-FV-1203 D/S drain (I/V Gland)	674	0.5 Inch	Valve	0	0	0	0	0	0
675	06-02-2026	25-FV-1203 D/S drain (I/V Flange/Bonnet)	675	"	Flange	0	0	0	0	0	0
676	06-02-2026	25-FV-1203 D/S drain (End Flange)	676	"	Flange	0	0	0	0	0	0
677	06-02-2026	25-FV-1203 U/S drain (I/V Gland)	677	"	Valve	0	0	0	0	0	0
678	06-02-2026	25-FV-1203 U/S drain (I/V Flange/Bonnet)	678	"	Flange	0	0	0	0	0	0

Sr.No.	Date	Location	Tag No.	Line Size	Componenet Type	Screening Value (PPM) before Repair	Emission Kg/Hr	Emission Kg/day	Screening Value (PPM) afterRepair	Emission Kg/Hr	Emission Kg/day
679	06-02-2026	25-FV-1203 U/S drain (End Flange)	679	"	Flange	0	0	0	0	0	0
680	06-02-2026	25-LV-1402 (C/V Gland)	680	1.5 Inch	Valve	1176	0.000813	0.019517874	1176	0.000813	0.019517874
681	06-02-2026	25-LV-1402 (C/V U/S Flange)	681	"	Flange	0	0	0	0	0	0
682	06-02-2026	25-LV-1402 (C/V D/S Flange)	682	"	Flange	0	0	0	0	0	0
683	06-02-2026	25-LV-1402 (C/V Flange/Bonnet)	683	"	Flange	0	0	0	0	0	0
684	06-02-2026	25-LV-1402 U/S line (I/V Gland)	684	3 Inch	Valve	0	0	0	0	0	0
685	06-02-2026	25-LV-1402 U/S line (I/V U/S Flange)	685	"	Flange	0	0	0	0	0	0
686	06-02-2026	25-LV-1402 U/S line (I/V D/S Flange)	686	"	Flange	0	0	0	0	0	0
687	06-02-2026	25-LV-1402 U/S line (I/V Flange/Bonnet)	687	"	Flange	0	0	0	0	0	0
688	06-02-2026	25-LV-1402 D/S line (I/V Gland)	688	"	Valve	0	0	0	0	0	0
689	06-02-2026	25-LV-1402 D/S line (I/V U/S Flange)	689	"	Flange	0	0	0	0	0	0
690	06-02-2026	25-LV-1402 D/S line (I/V D/S Flange)	690	"	Flange	0	0	0	0	0	0
691	06-02-2026	25-LV-1402 D/S line (I/V Flange/Bonnet)	691	"	Flange	0	0	0	0	0	0
692	06-02-2026	25-LV-1402 To 25-C-004 BOTTOM TO LOWRON line (I/V Gland)	692	"	Valve	0	0	0	0	0	0
693	06-02-2026	25-LV-1402 To 25-C-004 BOTTOM TO LOWRON line (I/V U/S Flange)	693	"	Flange	0	0	0	0	0	0
694	06-02-2026	25-LV-1402 To 25-C-004 BOTTOM TO LOWRON line (I/V D/S Flange)	694	"	Flange	0	0	0	0	0	0
695	06-02-2026	25-LV-1402 To 25-C-004 BOTTOM TO LOWRON line (I/V Flange/Bonnet)	695	"	Flange	0	0	0	0	0	0
696	06-02-2026	25-LV-1402 U/S Drain (I/V Gland)	696	0.5 Inch	Valve	0	0	0	0	0	0
697	06-02-2026	25-LV-1402 U/S Drain (I/V Flange/Bonnet)	697	"	Flange	0	0	0	0	0	0
698	06-02-2026	25-LV-1402 U/S Drain (End Flange)	698	"	Flange	0	0	0	0	0	0
699	06-02-2026	25-LV-1402 D/S Drain (I/V Gland)	699	"	Valve	0	0	0	0	0	0
700	06-02-2026	25-LV-1402 D/S Drain (I/V Flange/Bonnet)	700	"	Flange	0	0	0	0	0	0
701	06-02-2026	25-LV-1402 D/S Drain (End Flange)	701	"	Flange	0	0	0	0	0	0
702	06-02-2026	25-SOV-1402 (C/V Gland)	702	3 Inch	Valve	0	0	0	0	0	0
703	06-02-2026	25-SOV-1402 (C/V U/S Flange)	703	"	Flange	0	0	0	0	0	0
704	06-02-2026	25-SOV-1402 (C/V D/S Flange)	704	"	Flange	0	0	0	0	0	0
705	06-02-2026	25-SOV-1402 U/S Drain (I/V Gland)	705	0.5 Inch	Valve	0	0	0	0	0	0
706	06-02-2026	25-SOV-1402 U/S Drain (I/V Flange/Bonnet)	706	"	Flange	0	0	0	0	0	0
707	06-02-2026	25-SOV-1402 U/S Drain (End Flange)	707	"	Flange	0	0	0	0	0	0
708	06-02-2026	25-SOV-1402 D/S Drain (I/V Gland)	708	"	Valve	0	0	0	0	0	0
709	06-02-2026	25-SOV-1402 D/S Drain (I/V Flange/Bonnet)	709	"	Flange	0	0	0	0	0	0
710	06-02-2026	25-SOV-1402 D/S Drain (End Flange)	710	"	Flange	0	0	0	0	0	0
711	06-02-2026	25-FV-1103 (C/V Gland)	711	1 Inch	Valve	0	0	0	0	0	0
712	06-02-2026	25-FV-1103 (C/V U/S Flange)	712	"	Flange	0	0	0	0	0	0
713	06-02-2026	25-FV-1103 (C/V D/S Flange)	713	"	Flange	0	0	0	0	0	0
714	06-02-2026	25-FV-1103 (C/V Flange/Bonnet)	714	"	Flange	0	0	0	0	0	0
715	06-02-2026	25-FV-1103 U/S line (I/V Gland)	715	2 Inch	Valve	0	0	0	0	0	0
716	06-02-2026	25-FV-1103 U/S line (I/V U/S Flange)	716	"	Flange	0	0	0	0	0	0
717	06-02-2026	25-FV-1103 U/S line (I/V D/S Flange)	717	"	Flange	0	0	0	0	0	0
718	06-02-2026	25-FV-1103 U/S line (I/V Flange/Bonnet)	718	"	Flange	0	0	0	0	0	0

Sr.No.	Date	Location	Tag No.	Line Size	Componenet Type	Screening Value (PPM) before Repair	Emission Kg/Hr	Emission Kg/day	Screening Value (PPM) afterRepair	Emission Kg/Hr	Emission Kg/day
719	06-02-2026	25-FV-1103 D/S line (I/V Gland)	719	"	Valve	0	0	0	0	0	0
720	06-02-2026	25-FV-1103 D/S line (I/V U/S Flange)	720	"	Flange	0	0	0	0	0	0
721	06-02-2026	25-FV-1103 D/S line (I/V D/S Flange)	721	"	Flange	0	0	0	0	0	0
722	06-02-2026	25-FV-1103 Bypass line (I/V Flange/Bonnet)	722	"	Flange	0	0	0	0	0	0
723	06-02-2026	25-FV-1103 Bypass line (I/V Gland)	723	1 Inch	Valve	0	0	0	0	0	0
724	06-02-2026	25-FV-1103 D/S line (I/V Flange/Bonnet)	724	"	Flange	0	0	0	0	0	0
725	06-02-2026	25-FV-1103 U/S drain (I/V Gland)	725	0.5 Inch	Valve	0	0	0	0	0	0
726	06-02-2026	25-FV-1103 U/S drain (I/V Flange/Bonnet)	726	"	Flange	0	0	0	0	0	0
727	06-02-2026	25-FV-1103 U/S drain (End Flange)	727	"	Flange	0	0	0	0	0	0
728	06-02-2026	25-FV-1103 D/S drain (I/V Gland)	728	"	Valve	0	0	0	0	0	0
729	06-02-2026	25-FV-1103 D/S drain (I/V Flange/Bonnet)	729	"	Flange	0	0	0	0	0	0
730	06-02-2026	25-FV-1103 D/S drain (End Flange)	730	"	Flange	0	0	0	0	0	0
731	06-02-2026	25-FV-1103 To HVY SRN For MS BLENDING line (I/V Gland)	731	2 Inch	Valve	0	0	0	0	0	0
732	06-02-2026	25-FV-1103 To HVY SRN For MS BLENDING line (I/V U/S Flange)	732	"	Flange	0	0	0	0	0	0
733	06-02-2026	25-FV-1103 To HVY SRN For MS BLENDING line (I/V D/S Flange)	733	"	Flange	0	0	0	0	0	0
734	06-02-2026	25-FV-1103 To HVY SRN For MS BLENDING line (I/V Flange/Bonnet)	734	"	Flange	0	0	0	0	0	0
735	06-02-2026	25-FV-1103 To HVY SRN To FSD line Upper (I/V Gland)	735	"	Valve	0	0	0	0	0	0
736	06-02-2026	25-FV-1103 To HVY SRN To FSD line Upper (I/V U/S Flange)	736	"	Flange	0	0	0	0	0	0
737	06-02-2026	25-FV-1103 To HVY SRN To FSD line Upper (I/V D/S Flange)	737	"	Flange	0	0	0	0	0	0
738	06-02-2026	25-FV-1103 To HVY SRN To FSD line Upper (I/V Flange/Bonnet)	738	"	Flange	0	0	0	0	0	0
739	06-02-2026	25-FV-1103 To HVY SRN To FSD line Lower (I/V Gland)	739	"	Valve	0	0	0	0	0	0
740	06-02-2026	25-FV-1103 To HVY SRN To FSD line Lower (I/V U/S Flange)	740	"	Flange	0	0	0	0	0	0
741	06-02-2026	25-FV-1103 To HVY SRN To FSD line Lower (I/V D/S Flange)	741	"	Flange	0	0	0	0	0	0
742	06-02-2026	25-FV-1103 To HVY SRN To FSD line Lower (I/V Flange/Bonnet)	742	"	Flange	0	0	0	0	0	0
743	06-02-2026	25-FV-1103 To HVY SRN To LOWRON Tank line 1st (I/V Gland)	743	2 Inch	Valve	0	0	0	0	0	0
744	06-02-2026	25-FV-1103 To HVY SRN To LOWRON Tank line 1st (I/V U/S Flange)	744	"	Flange	0	0	0	0	0	0
745	06-02-2026	25-FV-1103 To HVY SRN To LOWRON Tank line 1st (I/V D/S Flange)	745	"	Flange	0	0	0	0	0	0
746	06-02-2026	25-FV-1103 To HVY SRN To LOWRON Tank line 1st (I/V Flange/Bonnet)	746	"	Flange	0	0	0	0	0	0
747	06-02-2026	25-FV-1103 To HVY SRN To LOWRON Tank line 2nd (I/V Gland)	747	"	Valve	0	0	0	0	0	0
748	06-02-2026	25-FV-1103 To HVY SRN To LOWRON Tank line 2nd (I/V U/S Flange)	748	"	Flange	0	0	0	0	0	0
749	06-02-2026	25-FV-1103 To HVY SRN To LOWRON Tank line 2nd (I/V D/S Flange)	749	"	Flange	0	0	0	0	0	0
750	06-02-2026	25-FV-1103 To HVY SRN To LOWRON Tank line 2nd (I/V Flange/Bonnet)	750	"	Flange	0	0	0	0	0	0
751	06-02-2026	25-FV-1103 Drain line (I/V Gland)	751	0.5 Inch	Valve	0	0	0	0	0	0
752	06-02-2026	25-FV-1103 Drain line (I/V Flange/Bonnet)	752	"	Flange	0	0	0	0	0	0
753	06-02-2026	25-FV-1103 Drain line (End Flange)	753	"	Flange	0	0	0	0	0	0
754	06-02-2026	25-FV-1502 (C/V Gland)	754	1 Inch	Valve	0	0	0	0	0	0
755	06-02-2026	25-FV-1502 (C/V U/S Flange)	755	"	Flange	0	0	0	0	0	0
756	06-02-2026	25-FV-1502 (C/V D/S Flange)	756	"	Flange	0	0	0	0	0	0
757	06-02-2026	25-FV-1502 (C/V Flange/Bonnet)	757	"	Flange	0	0	0	0	0	0
758	06-02-2026	25-FV-1502 U/S line (I/V Gland)	758	1.5 Inch	Valve	0	0	0	0	0	0

Sr.No.	Date	Location	Tag No.	Line Size	Componenet Type	Screening Value (PPM) before Repair	Emission Kg/Hr	Emission Kg/day	Screening Value (PPM) afterRepair	Emission Kg/Hr	Emission Kg/day
759	06-02-2026	25-FV-1502 U/S line (I/V Flange/Bonnet)	759	"	Flange	0	0	0	0	0	0
760	06-02-2026	25-FV-1502 D/S line (I/V Gland)	760	"	Valve	0	0	0	0	0	0
761	06-02-2026	25-FV-1502 D/S line (I/V Flange/Bonnet)	761	"	Flange	0	0	0	0	0	0
762	06-02-2026	25-FV-1502 Bypass line (I/V Gland)	762	"	Valve	0	0	0	0	0	0
763	06-02-2026	25-FV-1502 Bypass line (I/V U/S Flange)	763	"	Flange	0	0	0	0	0	0
764	06-02-2026	25-FV-1502 Bypass line (I/V D/S Flange)	764	"	Flange	0	0	0	0	0	0
765	06-02-2026	25-FV-1502 Bypass line (I/V Flange/Bonnet)	765	"	Flange	0	0	0	0	0	0
766	06-02-2026	25-FV-1502 U/S drain (I/V Gland)	766	0.5 Inch	Valve	0	0	0	0	0	0
767	06-02-2026	25-FV-1502 U/S drain (I/V Flange/Bonnet)	767	"	Flange	0	0	0	0	0	0
768	06-02-2026	25-FV-1502 U/S drain (End Flange)	768	"	Flange	0	0	0	0	0	0
769	06-02-2026	25-FV-1502 D/S drain (I/V Gland)	769	"	Valve	0	0	0	0	0	0
770	06-02-2026	25-FV-1502 D/S drain (I/V Flange/Bonnet)	770	"	Flange	0	0	0	0	0	0
771	06-02-2026	25-FV-1502 D/S drain (End Flange)	771	"	Flange	0	0	0	0	0	0
772	06-02-2026	25-FV-1502 LIGHT CN FOR CN MS BLENDING line (I/V Gland)	772	1.5 Inch	Valve	0	0	0	0	0	0
773	06-02-2026	25-FV-1502 LIGHT CN FOR CN MS BLENDING line (I/V Flange/Bonnet)	773	"	Flange	0	0	0	0	0	0
774	06-02-2026	25-MP-05A Suction line (I/V Gland)	774	Insulation	Valve	0	0	0	0	0	0
775	06-02-2026	25-MP-05A Discharge line (I/V Gland)	775	"	Valve	0	0	0	0	0	0
776	06-02-2026	25-MP-05B Suction line (I/V Gland)	776	Insulation	Valve	0	0	0	0	0	0
777	06-02-2026	25-MP-05B Discharge line (I/V Gland)	777	"	Valve	0	0	0	0	0	0
778	06-02-2026	25-MP-04A Suction line (I/V Gland)	778	4 Inch	Valve	0	0	0	0	0	0
779	06-02-2026	25-MP-04A Suction line (I/V U/S Flange)	779	"	Flange	0	0	0	0	0	0
780	06-02-2026	25-MP-04A Suction line (I/V D/S Flange)	780	"	Flange	0	0	0	0	0	0
781	06-02-2026	25-MP-04A Suction line (I/V Flange/Bonnet)	781	"	Flange	0	0	0	0	0	0
782	06-02-2026	25-MP-04A Discharge line (I/V Gland)	782	3 Inch	Valve	0	0	0	0	0	0
783	06-02-2026	25-MP-04A Discharge line (I/V U/S Flange)	783	"	Flange	0	0	0	0	0	0
784	06-02-2026	25-MP-04A Discharge line (I/V D/S Flange)	784	"	Flange	0	0	0	0	0	0
785	06-02-2026	25-MP-04A Discharge line (I/V Flange/Bonnet)	785	"	Flange	0	0	0	0	0	0
786	06-02-2026	25-MP-04A Discharge line (NRV Top Flange)	786	"	Flange	0	0	0	0	0	0
787	06-02-2026	25-MP-04A Discharge line (NRV U/S Flange)	787	"	Flange	0	0	0	0	0	0
788	06-02-2026	25-MP-04A Discharge line (NRV D/S Flange)	788	"	Flange	0	0	0	0	0	0
789	06-02-2026	25-MP-04B Suction line (I/V Gland)	789	4 Inch	Valve	0	0	0	0	0	0
790	06-02-2026	25-MP-04B Suction line (I/V U/S Flange)	790	"	Flange	0	0	0	0	0	0
791	06-02-2026	25-MP-04B Suction line (I/V D/S Flange)	791	"	Flange	0	0	0	0	0	0
792	06-02-2026	25-MP-04B Suction line (I/V Flange/Bonnet)	792	"	Flange	0	0	0	0	0	0
793	06-02-2026	25-MP-04B Discharge line (I/V Gland)	793	3 Inch	Valve	0	0	0	0	0	0
794	06-02-2026	25-MP-04B Discharge line (I/V U/S Flange)	794	"	Flange	0	0	0	0	0	0
795	06-02-2026	25-MP-04B Discharge line (I/V D/S Flange)	795	"	Flange	0	0	0	0	0	0
796	06-02-2026	25-MP-04B Discharge line (I/V Flange/Bonnet)	796	"	Flange	0	0	0	0	0	0
797	06-02-2026	25-MP-04B Discharge line (NRV Top Flange)	797	"	Flange	0	0	0	0	0	0
798	06-02-2026	25-MP-04B Discharge line (NRV U/S Flange)	798	"	Flange	0	0	0	0	0	0

Sr.No.	Date	Location	Tag No.	Line Size	Componenet Type	Screening Value (PPM) before Repair	Emission Kg/Hr	Emission Kg/day	Screening Value (PPM) afterRepair	Emission Kg/Hr	Emission Kg/day
799	06-02-2026	25-MP-04B Discharge line (NRV D/S Flange)	799	"	Flange	0	0	0	0	0	0
800	06-02-2026	25-MP-02A Suction line (I/V Gland)	800	10 Inch	Valve	0	0	0	0	0	0
801	06-02-2026	25-MP-02A Suction line (I/V U/S Flange)	801	"	Flange	0	0	0	0	0	0
802	06-02-2026	25-MP-02A Suction line (I/V D/S Flange)	802	"	Flange	0	0	0	0	0	0
803	06-02-2026	25-MP-02A Suction line (I/V Flange/Bonnet)	803	"	Flange	0	0	0	0	0	0
804	06-02-2026	25-MP-02A Discharge line (I/V Gland)	804	8 Inch	Valve	0	0	0	0	0	0
805	06-02-2026	25-MP-02A Discharge line (I/V U/S Flange)	805	"	Flange	0	0	0	0	0	0
806	06-02-2026	25-MP-02A Discharge line (I/V D/S Flange)	806	"	Flange	0	0	0	0	0	0
807	06-02-2026	25-MP-02A Discharge line (I/V Flange/Bonnet)	807	"	Flange	0	0	0	0	0	0
808	06-02-2026	25-MP-02A Discharge line (NRV Top Flange)	808	"	Flange	0	0	0	0	0	0
809	06-02-2026	25-MP-02A Discharge line (NRV U/S Flange)	809	"	Flange	0	0	0	0	0	0
810	06-02-2026	25-MP-02A Discharge line (NRV D/S Flange)	810	"	Flange	0	0	0	0	0	0
811	06-02-2026	25-MP-02B Suction line (I/V Gland)	811	10 Inch	Valve	0	0	0	0	0	0
812	06-02-2026	25-MP-02B Suction line (I/V U/S Flange)	812	"	Flange	0	0	0	0	0	0
813	06-02-2026	25-MP-02B Suction line (I/V D/S Flange)	813	"	Flange	0	0	0	0	0	0
814	06-02-2026	25-MP-02B Suction line (I/V Flange/Bonnet)	814	"	Flange	0	0	0	0	0	0
815	06-02-2026	25-MP-02B Discharge line (I/V Gland)	815	8 Inch	Valve	0	0	0	0	0	0
816	06-02-2026	25-MP-02B Discharge line (I/V U/S Flange)	816	"	Flange	0	0	0	0	0	0
817	06-02-2026	25-MP-02B Discharge line (I/V D/S Flange)	817	"	Flange	0	0	0	0	0	0
818	06-02-2026	25-MP-02B Discharge line (I/V Flange/Bonnet)	818	"	Flange	0	0	0	0	0	0
819	06-02-2026	25-MP-02B Discharge line (NRV Top Flange)	819	"	Flange	0	0	0	0	0	0
820	06-02-2026	25-MP-02B Discharge line (NRV U/S Flange)	820	"	Flange	0	0	0	0	0	0
821	06-02-2026	25-MP-02B Discharge line (NRV D/S Flange)	821	"	Flange	0	0	0	0	0	0
822	07-02-2026	25-MP-003A Suction line (I/V Gland)	822	Insulation	Valve	0	0	0	0	0	0
823	07-02-2026	25-MP-003A Discharge line (I/V Gland)	823	"	Valve	16.3	0.000052	0.001251571	16.3	0.000052	0.001251571
824	07-02-2026	25-MP-003B Suction line (I/V Gland)	824	Insulation	Valve	0	0	0	0	0	0
825	07-02-2026	25-MP-003B Discharge line (I/V Gland)	825	"	Valve	562.4	0.000506	0.012155144	562.4	0.000506	0.012155144
826	07-02-2026	25-FV-1303 (C/V Gland)	826	2 Inch	Valve	0	0	0	0	0	0
827	07-02-2026	25-FV-1303 (C/V U/S Flange)	827	"	Flange	0	0	0	0	0	0
828	07-02-2026	25-FV-1303 (C/V D/S Flange)	828	"	Flange	0	0	0	0	0	0
829	07-02-2026	25-FV-1303 (C/V Flange/Bonnet)	829	"	Flange	0	0	0	0	0	0
830	07-02-2026	25-FV-1303 U/S line (I/V Gland)	830	4 Inch	Valve	81.8	0.000147	0.003525483	81.8	0.000147	0.003525483
831	07-02-2026	25-FV-1303 U/S line (I/V U/S Flange)	831	"	Flange	0	0	0	0	0	0
832	07-02-2026	25-FV-1303 U/S line (I/V D/S Flange)	832	"	Flange	0	0	0	0	0	0
833	07-02-2026	25-FV-1303 U/S line (I/V Flange/Bonnet)	833	"	Flange	0	0	0	0	0	0
834	07-02-2026	25-FV-1303 D/S line (I/V Gland)	834	"	Valve	0	0	0	0	0	0
835	07-02-2026	25-FV-1303 D/S line (I/V U/S Flange)	835	"	Flange	0	0	0	0	0	0
836	07-02-2026	25-FV-1303 D/S line (I/V D/S Flange)	836	"	Flange	0	0	0	0	0	0
837	07-02-2026	25-FV-1303 D/S line (I/V Flange/Bonnet)	837	"	Flange	0	0	0	0	0	0
838	07-02-2026	25-FV-1303 Bypass line (I/V Gland)	838	2 Inch	Valve	0	0	0	0	0	0

Sr.No.	Date	Location	Tag No.	Line Size	Componenet Type	Screening Value (PPM) before Repair	Emission Kg/Hr	Emission Kg/day	Screening Value (PPM) afterRepair	Emission Kg/Hr	Emission Kg/day
839	07-02-2026	25-FV-1303 Bypass line (I/V U/S Flange)	839	"	Flange	0	0	0	0	0	0
840	07-02-2026	25-FV-1303 Bypass line (I/V D/S Flange)	840	"	Flange	0	0	0	0	0	0
841	07-02-2026	25-FV-1303 Bypass line (I/V Flange/Bonnet)	841	"	Flange	0	0	0	0	0	0
842	07-02-2026	25-FV-1303 To Light SRN To DIP COLUMN Lower (I/V Gland)	842	4 Inch	Valve	0	0	0	0	0	0
843	07-02-2026	25-FV-1303 To Light SRN To DIP COLUMN Lower (I/V U/S Flange)	843	"	Flange	0	0	0	0	0	0
844	07-02-2026	25-FV-1303 To Light SRN To DIP COLUMN Lower (I/V D/S Flange)	844	"	Flange	0	0	0	0	0	0
845	07-02-2026	25-FV-1303 To Light SRN To DIP COLUMN Lower (I/V Flange/Bonnet)	845	"	Flange	0	0	0	0	0	0
846	07-02-2026	25-FV-1303 To Light SRN To DIP COLUMN Upper (I/V Gland)	846	"	Valve	0	0	0	0	0	0
847	07-02-2026	25-FV-1303 To Light SRN To DIP COLUMN Upper (I/V U/S Flange)	847	"	Flange	0	0	0	0	0	0
848	07-02-2026	25-FV-1303 To Light SRN To DIP COLUMN Upper (I/V D/S Flange)	848	"	Flange	0	0	0	0	0	0
849	07-02-2026	25-FV-1303 To Light SRN To DIP COLUMN Upper (I/V Flange/Bonnet)	849	"	Flange	0	0	0	0	0	0
850	07-02-2026	25-FV-1303 To Light SRN To DIP COLUMN drain line (I/V Gland)	850	"	Valve	0	0	0	0	0	0
851	07-02-2026	25-FV-1303 To Light SRN To DIP COLUMN drain line (I/V Flange/Bonnet)	851	"	Flange	0	0	0	0	0	0
852	07-02-2026	25-FV-1303 To Light SRN To DIP COLUMN drain line (End Flange)	852	"	Flange	0	0	0	0	0	0
853	07-02-2026	25-FV-1303 To DIP Bypass To FSD Line Upper (I/V Gland)	853	4 Inch	Valve	0	0	0	0	0	0
854	07-02-2026	25-FV-1303 To DIP Bypass To FSD Line Upper (I/V U/S Flange)	854	"	Flange	0	0	0	0	0	0
855	07-02-2026	25-FV-1303 To DIP Bypass To FSD Line Upper (I/V D/S Flange)	855	"	Flange	0	0	0	0	0	0
856	07-02-2026	25-FV-1303 To DIP Bypass To FSD Line Upper (I/V Flange/Bonnet)	856	"	Flange	0	0	0	0	0	0
857	07-02-2026	25-FV-1303 To DIP Bypass To FSD Line Lower (I/V Gland)	857	"	Valve	0	0	0	0	0	0
858	07-02-2026	25-FV-1303 To DIP Bypass To FSD Line Lower (I/V U/S Flange)	858	"	Flange	0	0	0	0	0	0
859	07-02-2026	25-FV-1303 To DIP Bypass To FSD Line Lower (I/V D/S Flange)	859	"	Flange	0	0	0	0	0	0
860	07-02-2026	25-FV-1303 To DIP Bypass To FSD Line Lower (I/V Flange/Bonnet)	860	"	Flange	0	0	0	0	0	0
861	07-02-2026	25-FV-1303 To Start Up line To FSD line Lower (I/V Gland)	861	"	Valve	0	0	0	0	0	0
862	07-02-2026	25-FV-1303 To Start Up line To FSD line Lower (I/V U/S Flange)	862	"	Flange	0	0	0	0	0	0
863	07-02-2026	25-FV-1303 To Start Up line To FSD line Lower (I/V D/S Flange)	863	"	Flange	0	0	0	0	0	0
864	07-02-2026	25-FV-1303 To Start Up line To FSD line Lower (I/V Flange/Bonnet)	864	"	Flange	0	0	0	0	0	0
865	07-02-2026	25-FV-1303 To Start Up line To FSD line Upper (I/V Gland)	865	"	Valve	0	0	0	0	0	0
866	07-02-2026	25-FV-1303 To Start Up line To FSD line Upper (I/V U/S Flange)	866	"	Flange	0	0	0	0	0	0
867	07-02-2026	25-FV-1303 To Start Up line To FSD line Upper (I/V D/S Flange)	867	"	Flange	0	0	0	0	0	0
868	07-02-2026	25-FV-1303 To Start Up line To FSD line Upper (I/V Flange/Bonnet)	868	"	Flange	0	0	0	0	0	0
869	07-02-2026	25-FV-1303 To Start Up line To FSD drain line (I/V Gland)	869	0.5 Inch	Valve	0	0	0	0	0	0
870	07-02-2026	25-FV-1303 To Start Up line To FSD drain line (I/V Flange/Bonnet)	870	4 Inch	Flange	0	0	0	0	0	0
871	07-02-2026	25-FV-1303 To Start Up line To FSD drain line (End Flange)Valve Passing	871	"	Flange	379.5	0.000299931	0.007198344	379.5	0.000299931	0.007198344
872	07-02-2026	25-FV-1303 To Light SRN For MS BLENDING line (I/V Gland)	872	"	Valve	0	0	0	0	0	0
873	07-02-2026	25-FV-1303 To Light SRN For MS BLENDING line (I/V U/S Flange)	873	"	Flange	0	0	0	0	0	0
874	07-02-2026	25-FV-1303 To Light SRN For MS BLENDING line (I/V D/S Flange)	874	"	Flange	0	0	0	0	0	0
875	07-02-2026	25-FV-1303 To Light SRN For MS BLENDING line (I/V Flange/Bonnet)	875	"	Flange	0	0	0	0	0	0
876	07-02-2026	25-LV-1102 (C/V Gland)	876	3 Inch	Valve	49.1	0.000106	0.002540419	49.1	0.000106	0.002540419
877	07-02-2026	25-LV-1102 (C/V U/S Flange)	877	"	Flange	0	0	0	0	0	0

Sr.No.	Date	Location	Tag No.	Line Size	Componenet Type	Screening Value (PPM) before Repair	Emission Kg/Hr	Emission Kg/day	Screening Value (PPM) afterRepair	Emission Kg/Hr	Emission Kg/day
878	07-02-2026	25-LV-1102 (C/V D/S Flange)	878	"	Flange	0	0	0	0	0	0
879	07-02-2026	25-LV-1102 (C/V Flange/Bonnet)	879	"	Flange	0	0	0	0	0	0
880	07-02-2026	25-LV-1102 U/S line (I/V Gland)	880	4 Inch	Valve	0	0	0	0	0	0
881	07-02-2026	25-LV-1102 U/S line (I/V U/S Flange)	881	"	Flange	0	0	0	0	0	0
882	07-02-2026	25-LV-1102 U/S line (I/V D/S Flange)	882	"	Flange	0	0	0	0	0	0
883	07-02-2026	25-LV-1102 U/S line (I/V Flange/Bonnet)	883	"	Flange	0	0	0	0	0	0
884	07-02-2026	25-LV-1102 D/S line (I/V Gland)	884	"	Valve	0	0	0	0	0	0
885	07-02-2026	25-LV-1102 D/S line (I/V U/S Flange)	885	"	Flange	0	0	0	0	0	0
886	07-02-2026	25-LV-1102 D/S line (I/V D/S Flange)	886	"	Flange	0	0	0	0	0	0
887	07-02-2026	25-LV-1102 D/S line (I/V Flange/Bonnet)	887	"	Flange	0	0	0	0	0	0
888	07-02-2026	25-LV-1102 Bypass line (I/V Gland)	888	3 Inch	Valve	0	0	0	0	0	0
889	07-02-2026	25-LV-1102 Bypass line (I/V U/S Flange)	889	"	Flange	0	0	0	0	0	0
890	07-02-2026	25-LV-1102 Bypass line (I/V D/S Flange)	890	"	Flange	0	0	0	0	0	0
891	07-02-2026	25-LV-1102 Bypass line (I/V Flange/Bonnet)	891	"	Flange	0	0	0	0	0	0
892	07-02-2026	25-LV-1102 U/S drain (I/V Gland)	892	0.5 Inch	Valve	0	0	0	0	0	0
893	07-02-2026	25-LV-1102 U/S drain (I/V Flange/Bonnet)	893	"	Flange	0	0	0	0	0	0
894	07-02-2026	25-LV-1102 U/S drain (End Flange)	894	"	Flange	0	0	0	0	0	0
895	07-02-2026	25-LV-1102 U/S drain (I/V Gland)	895	"	Valve	0	0	0	0	0	0
896	07-02-2026	25-LV-1102 U/S drain (I/V Flange/Bonnet)	896	"	Flange	0	0	0	0	0	0
897	07-02-2026	25-LV-1102 U/S drain (End Flange)	897	"	Flange	0	0	0	0	0	0
898	07-02-2026	25-FT-1101 (M.F.M U/S Flange)	898	4 Inch	Flange	0	0	0	0	0	0
899	07-02-2026	25-FT-1101 (M.F.M D/S Flange)	899	"	Flange	0	0	0	0	0	0
900	07-02-2026	25-FT-1101 U/S line (I/V Gland)	900	"	Valve	13.5	0.000046	0.001108933	13.5	0.000046	0.001108933
901	07-02-2026	25-FT-1101 U/S line (I/V U/S Flange)	901	"	Flange	0	0	0	0	0	0
902	07-02-2026	25-FT-1101 U/S line (I/V D/S Flange)	902	"	Flange	0	0	0	0	0	0
903	07-02-2026	25-FT-1101 U/S line (I/V Flange/Bonnet)	903	"	Flange	0	0	0	0	0	0
904	07-02-2026	25-FT-1101 D/S line (I/V Gland)	904	"	Valve	76.7	0.000141	0.003382748	76.7	0.000141	0.003382748
905	07-02-2026	25-FT-1101 D/S line (I/V U/S Flange)	905	"	Flange	0	0	0	0	0	0
906	07-02-2026	25-FT-1101 D/S line (I/V D/S Flange)	906	"	Flange	0	0	0	0	0	0
907	07-02-2026	25-FT-1101 D/S line (I/V Flange/Bonnet)	907	"	Flange	0	0	0	0	0	0
908	07-02-2026	25-FT-1101 Bypass line (I/V Gland)	908	3 Inch	Valve	0	0	0	0	0	0
909	07-02-2026	25-FT-1101 Bypass line (I/V U/S Flange)	909	"	Flange	0	0	0	0	0	0
910	07-02-2026	25-FT-1101 Bypass line (I/V D/S Flange)	910	"	Flange	0	0	0	0	0	0
911	07-02-2026	25-FT-1101 Bypass line (I/V Flange/Bonnet)	911	"	Flange	0	0	0	0	0	0
912	07-02-2026	25-FV-1102 (C/V Gland)	912	3 Inch	Valve	0	0	0	0	0	0
913	07-02-2026	25-FV-1102 (C/V U/S Flange)	913	"	Flange	0	0	0	0	0	0
914	07-02-2026	25-FV-1102 (C/V D/S Flange)	914	"	Flange	0	0	0	0	0	0
915	07-02-2026	25-FV-1102 (C/V Flange/Bonnet)	915	"	Flange	0	0	0	0	0	0
916	07-02-2026	25-FV-1102 U/S line (I/V Gland)	916	4 Inch	Valve	0	0	0	0	0	0
917	07-02-2026	25-FV-1102 U/S line (I/V U/S Flange)	917	"	Flange	0	0	0	0	0	0

Sr.No.	Date	Location	Tag No.	Line Size	Componenet Type	Screening Value (PPM) before Repair	Emission Kg/Hr	Emission Kg/day	Screening Value (PPM) afterRepair	Emission Kg/Hr	Emission Kg/day
918	07-02-2026	25-FV-1102 U/S line (I/V D/S Flange)	918	"	Flange	0	0	0	0	0	0
919	07-02-2026	25-FV-1102 U/S line (I/V Flange/Bonnet)	919	"	Flange	0	0	0	0	0	0
920	07-02-2026	25-FV-1102 D/S line (I/V Gland)	920	"	Valve	0	0	0	0	0	0
921	07-02-2026	25-FV-1102 D/S line (I/V U/S Flange)	921	"	Flange	0	0	0	0	0	0
922	07-02-2026	25-FV-1102 D/S line (I/V D/S Flange)	922	"	Flange	0	0	0	0	0	0
923	07-02-2026	25-FV-1102 D/S line (I/V Flange/Bonnet)	923	"	Flange	0	0	0	0	0	0
924	07-02-2026	25-FV-1102 Bypass line (I/V Gland)	924	3 Inch	Valve	0	0	0	0	0	0
925	07-02-2026	25-FV-1102 Bypass line (I/V U/S Flange)	925	"	Flange	0	0	0	0	0	0
926	07-02-2026	25-FV-1102 Bypass line (I/V D/S Flange)	926	"	Flange	0	0	0	0	0	0
927	07-02-2026	25-FV-1102 Bypass line (I/V Flange/Bonnet)	927	"	Flange	0	0	0	0	0	0
928	07-02-2026	25-FV-1102 U/S drain (I/V Gland)	928	0.5 Inch	Valve	0	0	0	0	0	0
929	07-02-2026	25-FV-1102 U/S drain (I/V Flange/Bonnet)	929	"	Flange	0	0	0	0	0	0
930	07-02-2026	25-FV-1102 U/S drain (End Flange)	930	"	Flange	0	0	0	0	0	0
931	07-02-2026	25-FV-1102 U/S drain (I/V Gland)	931	"	Valve	0	0	0	0	0	0
932	07-02-2026	25-FV-1102 U/S drain (I/V Flange/Bonnet)	932	"	Flange	0	0	0	0	0	0
933	07-02-2026	25-FV-1102 U/S drain (End Flange)	933	"	Flange	0	0	0	0	0	0
934	07-02-2026	25-LV-1106 (C/V Gland)	934	1 Inch	Valve	0	0	0	0	0	0
935	07-02-2026	25-LV-1106 (C/V U/S Flange)	935	"	Flange	0	0	0	0	0	0
936	07-02-2026	25-LV-1106 (C/V D/S Flange)	936	"	Flange	0	0	0	0	0	0
937	07-02-2026	25-LV-1106 (C/V Flange/Bonnet)	937	"	Flange	0	0	0	0	0	0
938	07-02-2026	25-LV-1106 U/S line (I/V Gland)	938	2 Inch	Valve	0	0	0	0	0	0
939	07-02-2026	25-LV-1106 U/S line (I/V U/S Flange)	939	"	Flange	0	0	0	0	0	0
940	07-02-2026	25-LV-1106 U/S line (I/V D/S Flange)	940	"	Flange	0	0	0	0	0	0
941	07-02-2026	25-LV-1106 U/S line (I/V Flange/Bonnet)	941	"	Flange	0	0	0	0	0	0
942	07-02-2026	25-LV-1106 D/S line (I/V Gland)	942	"	Valve	0	0	0	0	0	0
943	07-02-2026	25-LV-1106 D/S line (I/V U/S Flange)	943	"	Flange	0	0	0	0	0	0
944	07-02-2026	25-LV-1106 D/S line (I/V D/S Flange)	944	"	Flange	0	0	0	0	0	0
945	07-02-2026	25-LV-1106 D/S line (I/V Flange/Bonnet)	945	"	Flange	0	0	0	0	0	0
946	07-02-2026	25-LV-1106 Bypass line (I/V Gland)	946	2 Inch	Valve	0	0	0	0	0	0
947	07-02-2026	25-LV-1106 Bypass line (I/V U/S Flange)	947	"	Flange	0	0	0	0	0	0
948	07-02-2026	25-LV-1106 Bypass line (I/V D/S Flange)	948	"	Flange	0	0	0	0	0	0
949	07-02-2026	25-LV-1106 Bypass line (I/V Flange/Bonnet)	949	"	Flange	0	0	0	0	0	0
950	07-02-2026	25-LV-1106 To CBD line 1st (I/V Gland)	950	"	Valve	0	0	0	0	0	0
951	07-02-2026	25-LV-1106 To CBD line 1st (I/V U/S Flange)	951	"	Flange	0	0	0	0	0	0
952	07-02-2026	25-LV-1106 To CBD line 1st (I/V D/S Flange)	952	"	Flange	0	0	0	0	0	0
953	07-02-2026	25-LV-1106 To CBD line 1st (I/V Flange/Bonnet)	953	"	Flange	0	0	0	0	0	0
954	07-02-2026	25-LV-1106 To CBD line 2nd (I/V Gland)	954	"	Valve	0	0	0	0	0	0
955	07-02-2026	25-LV-1106 To CBD line 2nd (I/V U/S Flange)	955	"	Flange	0	0	0	0	0	0
956	07-02-2026	25-LV-1106 To CBD line 2nd (I/V D/S Flange)	956	"	Flange	0	0	0	0	0	0
957	07-02-2026	25-LV-1106 To CBD line 2nd (I/V Flange/Bonnet)	957	"	Flange	0	0	0	0	0	0

Sr.No.	Date	Location	Tag No.	Line Size	Componenet Type	Screening Value (PPM) before Repair	Emission Kg/Hr	Emission Kg/day	Screening Value (PPM) afterRepair	Emission Kg/Hr	Emission Kg/day
958	07-02-2026	25-LV-1106 FSD Drain TO CBD Upper (I/V Gland)	958	3 Inch	Valve	0	0	0	0	0	0
959	07-02-2026	25-LV-1106 FSD Drain TO CBD Upper (I/V U/S Flange)	959	"	Flange	0	0	0	0	0	0
960	07-02-2026	25-LV-1106 FSD Drain TO CBD Upper (I/V D/S Flange)	960	"	Flange	0	0	0	0	0	0
961	07-02-2026	25-LV-1106 FSD Drain TO CBD Upper (I/V Flange/Bonnet)	961	"	Flange	0	0	0	0	0	0
962	07-02-2026	25-LV-1106 FSD Drain TO CBD Lower (I/V Gland)	962	"	Valve	0	0	0	0	0	0
963	07-02-2026	25-LV-1106 FSD Drain TO CBD Lower (I/V U/S Flange)	963	"	Flange	0	0	0	0	0	0
964	07-02-2026	25-LV-1106 FSD Drain TO CBD Lower (I/V D/S Flange)	964	"	Flange	0	0	0	0	0	0
965	07-02-2026	25-LV-1106 FSD Drain TO CBD Lower (I/V Flange/Bonnet)	965	"	Flange	0	0	0	0	0	0
966	07-02-2026	25-P-020A Suction line (I/V Gland)	966	Insulation	Valve	63.4	0.000125	0.00299 3452	63.4	0.000125	0.002993 452
967	07-02-2026	25-P-020A Discharge line (I/V Gland)	967	"	Valve	0	0	0	0	0	0
968	07-02-2026	25-P-020B Suction line (I/V Gland)	968	Insulation	Valve	16.8	0.000053	0.00127 6085	16.8	0.000053	0.001276 085
969	07-02-2026	25-P-020B Discharge line (I/V Gland)	969	"	Valve	0	0	0	0	0	0
970	07-02-2026	22-FV-2101 (C/V Gland)	970	2 Inch	Valve	153.9	0.000220	0.00528 9787	153.9	0.000220	0.005289 787
971	07-02-2026	22-FV-2101 (C/V U/S Flange)	971	"	Flange	0	0	0	0	0	0
972	07-02-2026	22-FV-2101 (C/V D/S Flange)	972	"	Flange	0	0	0	0	0	0
973	07-02-2026	22-FV-2101 (C/V Flange/Bonnet)	973	"	Flange	0	0	0	0	0	0
974	07-02-2026	22-FV-2101 U/S line (I/V Gland)	974	"	Valve	0	0	0	0	0	0
975	07-02-2026	22-FV-2101 U/S line (I/V U/S Flange)	975	"	Flange	0	0	0	0	0	0
976	07-02-2026	22-FV-2101 U/S line (I/V D/S Flange)	976	"	Flange	0	0	0	0	0	0
977	07-02-2026	22-FV-2101 U/S line (I/V Flange/Bonnet)	977	"	Flange	0	0	0	0	0	0
978	07-02-2026	22-FV-2101 D/S line (I/V Gland)	978	"	Valve	0	0	0	0	0	0
979	07-02-2026	22-FV-2101 D/S line (I/V U/S Flange)	979	"	Flange	0	0	0	0	0	0
980	07-02-2026	22-FV-2101 D/S line (I/V D/S Flange)	980	"	Flange	0	0	0	0	0	0
981	07-02-2026	22-FV-2101 D/S line (I/V Flange/Bonnet)	981	"	Flange	0	0	0	0	0	0
982	07-02-2026	22-FV-2101 D/S line 2nd. (I/V Gland)	982	3 Inch	Valve	0	0	0	0	0	0
983	07-02-2026	22-FV-2101 D/S line 2nd. (I/V U/S Flange)	983	"	Flange	0	0	0	0	0	0
984	07-02-2026	22-FV-2101 D/S line 2nd. (I/V D/S Flange)	984	"	Flange	0	0	0	0	0	0
985	07-02-2026	22-FV-2101 D/S line 2nd. (I/V Flange/Bonnet)	985	"	Flange	0	0	0	0	0	0
986	07-02-2026	22-FV-2101 Bypass line (I/V Gland)	986	1.5 Inch	Valve	0	0	0	0	0	0
987	07-02-2026	22-FV-2101 Bypass line (I/V Flange/Bonnet)	987	"	Flange	0	0	0	0	0	0
988	07-02-2026	25-FV-2101 To 22-C-001 line (I/V Gland)	988	3 Inch	Valve	115.8	0.000184	0.00440 6887	115.8	0.000184	0.004406 887
989	07-02-2026	25-FV-2101 To 22-C-001 line (I/V U/S Flange)	989	"	Flange	0	0	0	0	0	0
990	07-02-2026	25-FV-2101 To 22-C-001 line (I/V D/S Flange)	990	"	Flange	0	0	0	0	0	0
991	07-02-2026	25-FV-2101 To 22-C-001 line (I/V Flange/Bonnet)	991	"	Flange	0	0	0	0	0	0
992	07-02-2026	25-FV-2101 U/S drain line (I/V Gland)	992	0.5 Inch	Valve	0	0	0	0	0	0
993	07-02-2026	25-FV-2101 U/S drain line (I/V Flange/Bonnet)	993	"	Flange	0	0	0	0	0	0
994	07-02-2026	25-FV-2101 D/S drain line (I/V Gland)	994	"	Valve	0	0	0	0	0	0
995	07-02-2026	25-FV-2101 D/S drain line (I/V Flange/Bonnet)	995	"	Flange	0	0	0	0	0	0
996	07-02-2026	25-FV-2101 D/S drain line (End Flange)	996	"	Flange	0	0	0	0	0	0
997	07-02-2026	39-PV-550 (C/V Gland)	997	4 Inch	Valve	0	0	0	0	0	0

Sr.No.	Date	Location	Tag No.	Line Size	Componenet Type	Screening Value (PPM) before Repair	Emission Kg/Hr	Emission Kg/day	Screening Value (PPM) afterRepair	Emission Kg/Hr	Emission Kg/day
998	07-02-2026	39-PV-550 (C/V U/S Flange)	998	"	Flange	0	0	0	0	0	0
999	07-02-2026	39-PV-550 (C/V D/S Flange)	999	"	Flange	0	0	0	0	0	0
1000	07-02-2026	39-PV-550 (C/V Flange/Bonnet)	1000	"	Flange	0	0	0	0	0	0
1001	07-02-2026	39-PV-550 U/S line (I/V Gland)	1001	"	Valve	0	0	0	0	0	0
1002	07-02-2026	39-PV-550 U/S line (I/V U/S Flange)	1002	"	Flange	0	0	0	0	0	0
1003	07-02-2026	39-PV-550 U/S line (I/V D/S Flange)	1003	"	Flange	0	0	0	0	0	0
1004	07-02-2026	39-PV-550 U/S line (I/V Flange/Bonnet)	1004	"	Flange	0	0	0	0	0	0
1005	07-02-2026	39-PV-550 D/S line (I/V Gland)	1005	"	Valve	0	0	0	0	0	0
1006	07-02-2026	39-PV-550 D/S line (I/V U/S Flange)	1006	"	Flange	0	0	0	0	0	0
1007	07-02-2026	39-PV-550 D/S line (I/V D/S Flange)	1007	"	Flange	0	0	0	0	0	0
1008	07-02-2026	39-PV-550 D/S line (I/V Flange/Bonnet)	1008	"	Flange	0	0	0	0	0	0
1009	07-02-2026	39-PV-550 Bypass line (I/V Gland)	1009	3 Inch	Valve	0	0	0	0	0	0
1010	07-02-2026	39-PV-550 Bypass line (I/V U/S Flange)	1010	"	Flange	0	0	0	0	0	0
1011	07-02-2026	39-PV-550 Bypass line (I/V D/S Flange)	1011	"	Flange	0	0	0	0	0	0
1012	07-02-2026	39-PV-550 Bypass line (I/V Flange/Bonnet)	1012	"	Flange	0	0	0	0	0	0
1013	07-02-2026	39-PV-550 U/S drain line (I/V Gland)	1013	0.5 Inch	Valve	0	0	0	0	0	0
1014	07-02-2026	39-PV-550 U/S drain line (I/V Flange/Bonnet)	1014	"	Flange	0	0	0	0	0	0
1015	07-02-2026	39-PV-550 D/S drain line (I/V Gland)	1015	"	Valve	0	0	0	0	0	0
1016	07-02-2026	39-PV-550 D/S drain line (I/V Flange/Bonnet)	1016	"	Flange	0	0	0	0	0	0
1017	07-02-2026	39-PV-550 D/S drain line (End Flange)	1017	"	Flange	0	0	0	0	0	0
1018	07-02-2026	25-MP-010A Suction line (I/V Gland)	1018	Insulation	Valve	0	0	0	0	0	0
1019	07-02-2026	25-MP-010A Discharge line (I/V Gland)	1019	"	Valve	0	0	0	0	0	0
1020	07-02-2026	25-MP-010B Suction line (I/V Gland)	1020	Insulation	Valve	0	0	0	0	0	0
1021	07-02-2026	25-MP-010B Discharge line (I/V Gland)	1021	"	Valve	0	0	0	0	0	0
1022	07-02-2026	25-MP-012A Suction line (I/V Gland)	1022	Insulation	Valve	0	0	0	0	0	0
1023	07-02-2026	25-MP-012A Discharge line (I/V Gland)	1023	"	Valve	0	0	0	0	0	0
1024	07-02-2026	25-MP-012B Suction line (I/V Gland)	1024	Insulation	Valve	0	0	0	0	0	0
1025	07-02-2026	25-MP-012B Discharge line (I/V Gland)	1025	"	Valve	0	0	0	0	0	0
1026	07-02-2026	25-FV-3102 (C/V Gland)	1026	3 Inch	Valve	0	0	0	0	0	0
1027	07-02-2026	25-FV-3102 (C/V U/S Flange)	1027	"	Flange	0	0	0	0	0	0
1028	07-02-2026	25-FV-3102 (C/V D/S Flange)	1028	"	Flange	0	0	0	0	0	0
1029	07-02-2026	25-FV-3102 (C/V Flange/Bonnet)	1029	"	Flange	0	0	0	0	0	0
1030	07-02-2026	25-FV-3102 U/S line (I/V Gland)	1030	"	Valve	0	0	0	0	0	0
1031	07-02-2026	25-FV-3102 U/S line (I/V U/S Flange)	1031	"	Flange	0	0	0	0	0	0
1032	07-02-2026	25-FV-3102 U/S line (I/V D/S Flange)	1032	"	Flange	0	0	0	0	0	0
1033	07-02-2026	25-FV-3102 U/S line (I/V Flange/Bonnet)	1033	"	Flange	0	0	0	0	0	0
1034	07-02-2026	25-FV-3102 D/S line (I/V Gland)	1034	"	Valve	0	0	0	0	0	0
1035	07-02-2026	25-FV-3102 D/S line (I/V U/S Flange)	1035	"	Flange	0	0	0	0	0	0
1036	07-02-2026	25-FV-3102 D/S line (I/V D/S Flange)	1036	"	Flange	0	0	0	0	0	0
1037	07-02-2026	25-FV-3102 D/S line (I/V Flange/Bonnet)	1037	"	Flange	0	0	0	0	0	0

Sr.No.	Date	Location	Tag No.	Line Size	Componenet Type	Screening Value (PPM) before Repair	Emission Kg/Hr	Emission Kg/day	Screening Value (PPM) afterRepair	Emission Kg/Hr	Emission Kg/day
1038	07-02-2026	25-FV-3102 Bypass line (I/V Gland)	1038	3 Inch	Valve	0	0	0	0	0	0
1039	07-02-2026	25-FV-3102 Bypass line (I/V U/S Flange)	1039	"	Flange	0	0	0	0	0	0
1040	07-02-2026	25-FV-3102 Bypass line (I/V D/S Flange)	1040	"	Flange	0	0	0	0	0	0
1041	07-02-2026	25-FV-3102 Bypass line (I/V Flange/Bonnet)	1041	"	Flange	0	0	0	0	0	0
1042	07-02-2026	25-FV-3102 drain line (I/V Gland)	1042	0.5 Inch	Valve	0	0	0	0	0	0
1043	07-02-2026	25-FV-3102 drain line (I/V Flange/Bonnet)	1043	"	Valve	0	0	0	0	0	0
1044	07-02-2026	25-FV-3102 drain line (End Flange)	1044	"	Flange	0	0	0	0	0	0
1045	07-02-2026	25-FV-3101 (C/V Gland)	1045	Insulation	Valve	0	0	0	0	0	0
1046	07-02-2026	25-P-011A Suction line (I/V Gland)	1046	8 Inch	Valve	0	0	0	0	0	0
1047	07-02-2026	25-P-011A Suction line (I/V U/S Flange)	1047	"	Flange	0	0	0	0	0	0
1048	07-02-2026	25-P-011A Suction line (I/V D/S Flange)	1048	"	Flange	0	0	0	0	0	0
1049	07-02-2026	25-P-011A Suction line (I/V Flange/Bonnet)	1049	"	Flange	0	0	0	0	0	0
1050	07-02-2026	25-P-011A Discharge line (I/V Gland)	1050	4 Inch	Valve	0	0	0	0	0	0
1051	07-02-2026	25-P-011A Discharge line (I/V U/S Flange)	1051	"	Flange	0	0	0	0	0	0
1052	07-02-2026	25-P-011A Discharge line (I/V D/S Flange)	1052	"	Flange	0	0	0	0	0	0
1053	07-02-2026	25-P-011A Discharge line (I/V Flange/Bonnet)	1053	"	Flange	0	0	0	0	0	0
1054	07-02-2026	25-P-011A Discharge line (NRV Top Flange)	1054	"	Flange	0	0	0	0	0	0
1055	07-02-2026	25-P-011A Discharge line (NRV U/S Flange)	1055	"	Flange	0	0	0	0	0	0
1056	07-02-2026	25-P-011A Discharge line (NRV D/S Flange)	1056	"	Flange	0	0	0	0	0	0
1057	07-02-2026	25-P-011A To CBD line 1st (I/V Gland)	1057	2 Inch	Valve	0	0	0	0	0	0
1058	07-02-2026	25-P-011A To CBD line 1st (I/V U/S Flange)	1058	"	Flange	0	0	0	0	0	0
1059	07-02-2026	25-P-011A To CBD line 1st (I/V D/S Flange)	1059	"	Flange	0	0	0	0	0	0
1060	07-02-2026	25-P-011A To CBD line 1st (I/V Flange/Bonnet)	1060	"	Flange	0	0	0	0	0	0
1061	07-02-2026	25-P-011A To CBD line 2nd (I/V Gland)	1061	"	Valve	0	0	0	0	0	0
1062	07-02-2026	25-P-011A To CBD line 2nd (I/V U/S Flange)	1062	"	Flange	0	0	0	0	0	0
1063	07-02-2026	25-P-011A To CBD line 2nd (I/V D/S Flange)	1063	"	Flange	0	0	0	0	0	0
1064	07-02-2026	25-P-011A To CBD line 2nd (I/V Flange/Bonnet)	1064	"	Flange	0	0	0	0	0	0
1065	07-02-2026	25-P-011B Suction line (I/V Gland)	1065	8 Inch	Valve	0	0	0	0	0	0
1066	07-02-2026	25-P-011B Suction line (I/V U/S Flange)	1066	"	Flange	0	0	0	0	0	0
1067	07-02-2026	25-P-011B Suction line (I/V D/S Flange)	1067	"	Flange	0	0	0	0	0	0
1068	07-02-2026	25-P-011B Suction line (I/V Flange/Bonnet)	1068	"	Flange	0	0	0	0	0	0
1069	07-02-2026	25-P-011B Discharge line (I/V Gland)	1069	4 Inch	Valve	0	0	0	0	0	0
1070	07-02-2026	25-P-011B Discharge line (I/V U/S Flange)	1070	"	Flange	0	0	0	0	0	0
1071	07-02-2026	25-P-011B Discharge line (I/V D/S Flange)	1071	"	Flange	0	0	0	0	0	0
1072	07-02-2026	25-P-011B Discharge line (I/V Flange/Bonnet)	1072	"	Flange	0	0	0	0	0	0
1073	07-02-2026	25-P-011B Discharge line (NRV Top Flange)	1073	"	Flange	0	0	0	0	0	0
1074	07-02-2026	25-P-011B Discharge line (NRV U/S Flange)	1074	"	Flange	0	0	0	0	0	0
1075	07-02-2026	25-P-011B Discharge line (NRV D/S Flange)	1075	"	Flange	0	0	0	0	0	0
1076	07-02-2026	25-P-013A Suction line (I/V Gland)	1076	8 Inch	Valve	0	0	0	0	0	0
1077	07-02-2026	25-P-013A Suction line (I/V U/S Flange)	1077	"	Flange	0	0	0	0	0	0

Sr.No.	Date	Location	Tag No.	Line Size	Componenet Type	Screening Value (PPM) before Repair	Emission Kg/Hr	Emission Kg/day	Screening Value (PPM) afterRepair	Emission Kg/Hr	Emission Kg/day
1078	07-02-2026	25-P-013A Suction line (I/V D/S Flange)	1078	"	Flange	0	0	0	0	0	0
1079	07-02-2026	25-P-013A Suction line (I/V Flange/Bonnet)	1079	"	Flange	0	0	0	0	0	0
1080	07-02-2026	25-P-013A Discharge line (I/V Gland)	1080	4 Inch	Valve	0	0	0	0	0	0
1081	07-02-2026	25-P-013A Discharge line (I/V U/S Flange)	1081	"	Flange	0	0	0	0	0	0
1082	07-02-2026	25-P-013A Discharge line (I/V D/S Flange)	1082	"	Flange	0	0	0	0	0	0
1083	07-02-2026	25-P-013A Discharge line (I/V Flange/Bonnet)	1083	"	Flange	0	0	0	0	0	0
1084	07-02-2026	25-P-013A Discharge line (NRV Top Flange)	1084	"	Flange	0	0	0	0	0	0
1085	07-02-2026	25-P-013A Discharge line (NRV U/S Flange)	1085	"	Flange	0	0	0	0	0	0
1086	07-02-2026	25-P-013A Discharge line (NRV D/S Flange)	1086	"	Flange	0	0	0	0	0	0
1087	07-02-2026	25-P-013B Suction line (I/V Gland)	1087	8 Inch	Valve	0	0	0	0	0	0
1088	07-02-2026	25-P-013B Suction line (I/V U/S Flange)	1088	"	Flange	0	0	0	0	0	0
1089	07-02-2026	25-P-013B Suction line (I/V D/S Flange)	1089	"	Flange	0	0	0	0	0	0
1090	07-02-2026	25-P-013B Suction line (I/V Flange/Bonnet)	1090	"	Flange	0	0	0	0	0	0
1091	07-02-2026	25-P-013B Discharge line (I/V Gland)	1091	4 Inch	Valve	0	0	0	0	0	0
1092	07-02-2026	25-P-013B Discharge line (I/V U/S Flange)	1092	"	Flange	0	0	0	0	0	0
1093	07-02-2026	25-P-013B Discharge line (I/V D/S Flange)	1093	"	Flange	0	0	0	0	0	0
1094	07-02-2026	25-P-013B Discharge line (I/V Flange/Bonnet)	1094	"	Flange	0	0	0	0	0	0
1095	07-02-2026	25-P-013B Discharge line (NRV Top Flange)	1095	"	Flange	0	0	0	0	0	0
1096	07-02-2026	25-P-013B Discharge line (NRV U/S Flange)	1096	"	Flange	0	0	0	0	0	0
1097	07-02-2026	25-P-013B Discharge line (NRV D/S Flange)	1097	"	Flange	0	0	0	0	0	0
1098	07-02-2026	25-SDV-2801 (C/V Gland)	1098	4 Inch	Valve	0	0	0	0	0	0
1099	07-02-2026	25-SDV-2801 (C/V U/S Flange)	1099	"	Flange	0	0	0	0	0	0
1100	07-02-2026	25-SDV-2801 (C/V D/S Flange)	1100	"	Flange	0	0	0	0	0	0
1101	07-02-2026	25-FV-2805 (C/V Gland)	1101	4 Inch	Valve	199.2	0.000260	0.006242733	199.2	0.000260	0.006242733
1102	07-02-2026	25-FV-2805 (C/V U/S Flange)	1102	"	Flange	0	0	0	0	0	0
1103	07-02-2026	25-FV-2805 (C/V D/S Flange)	1103	"	Flange	0	0	0	0	0	0
1104	07-02-2026	25-FV-2805 (C/V Flange/Bonnet)	1104	"	Flange	0	0	0	0	0	0
1105	07-02-2026	25-FV-2805 U/S line (I/V Gland)	1105	"	Valve	91.8	0.000158	0.003796435	91.8	0.000158	0.003796435
1106	07-02-2026	25-FV-2805 U/S line (I/V U/S Flange)	1106	"	Flange	0	0	0	0	0	0
1107	07-02-2026	25-FV-2805 U/S line (I/V D/S Flange)	1107	"	Flange	0	0	0	0	0	0
1108	07-02-2026	25-FV-2805 U/S line (I/V Flange/Bonnet)	1108	"	Flange	0	0	0	0	0	0
1109	07-02-2026	25-FV-2805 D/S line (I/V Gland)	1109	8 Inch	Valve	120.6	0.000188	0.004523306	120.6	0.000188	0.004523306
1110	07-02-2026	25-FV-2805 D/S line (I/V U/S Flange)	1110	"	Flange	0	0	0	0	0	0
1111	07-02-2026	25-FV-2805 D/S line (I/V D/S Flange)	1111	"	Flange	0	0	0	0	0	0
1112	07-02-2026	25-FV-2805 D/S line (I/V Flange/Bonnet)	1112	"	Flange	0	0	0	0	0	0
1113	07-02-2026	25-FV-2805 Bypass line (I/V Gland)	1113	3 Inch	Valve	11.2	0.000041	0.000983624	11.2	0.000041	0.000983624
1114	07-02-2026	25-FV-2805 Bypass line (I/V U/S Flange)	1114	"	Flange	0	0	0	0	0	0
1115	07-02-2026	25-FV-2805 Bypass line (I/V D/S Flange)	1115	"	Flange	0	0	0	0	0	0
1116	07-02-2026	25-FV-2805 Bypass line (I/V Flange/Bonnet)	1116	"	Flange	0	0	0	0	0	0
1117	07-02-2026	25-FV-2805 U/S drain line (I/V Gland)	1117	0.5 Inch	Valve	0	0	0	0	0	0

Sr.No.	Date	Location	Tag No.	Line Size	Componenet Type	Screening Value (PPM) before Repair	Emission Kg/Hr	Emission Kg/day	Screening Value (PPM) afterRepair	Emission Kg/Hr	Emission Kg/day
1118	07-02-2026	25-FV-2805 U/S drain line (I/V Flange/Bonnet)	1118	"	Valve	0	0	0	0	0	0
1119	07-02-2026	25-FV-2805 U/S drain line (End Flange)	1119	"	Flange	0	0	0	0	0	0
1120	07-02-2026	25-FV-2805 D/S drain line (I/V Gland)	1120	"	Valve	13.4	0.000046	0.00110 3652	13.4	0.000 046	0.001103 652
1121	07-02-2026	25-FV-2805 D/S drain line (I/V Flange/Bonnet)	1121	"	Valve	0	0	0	0	0	0
1122	07-02-2026	25-FV-2805 D/S drain line (End Flange)	1122	"	Flange	0	0	0	0	0	0
1123	07-02-2026	25-F-001 F.G Burner No.01 (A/V Gland)	1123	2 Inch	Valve	0	0	0	0	0	0
1124	07-02-2026	25-F-001 F.G Burner No.01 (A/V U/S Flange)	1124	"	Flange	0	0	0	0	0	0
1125	07-02-2026	25-F-001 F.G Burner No.01 (A/V D/S Flange)	1125	"	Flange	0	0	0	0	0	0
1126	07-02-2026	25-F-001 F.G Burner No.02 (A/V Gland)	1126	"	Valve	0	0	0	0	0	0
1127	07-02-2026	25-F-001 F.G Burner No.02 (A/V U/S Flange)	1127	"	Flange	0	0	0	0	0	0
1128	07-02-2026	25-F-001 F.G Burner No.02 (A/V D/S Flange)	1128	"	Flange	0	0	0	0	0	0
1129	07-02-2026	25-F-001 F.G Burner No.03 (A/V Gland)	1129	"	Valve	0	0	0	0	0	0
1130	07-02-2026	25-F-001 F.G Burner No.03 (A/V U/S Flange)	1130	"	Flange	0	0	0	0	0	0
1131	07-02-2026	25-F-001 F.G Burner No.03 (A/V D/S Flange)	1131	"	Flange	0	0	0	0	0	0
1132	09-02-2026	25-SDV-2801 (C/V Gland)	1132	4 Inch	Valve	0	0	0	0	0	0
1133	09-02-2026	25-SDV-2801 (C/V U/S Flange)	1133	"	Flange	0	0	0	0	0	0
1134	09-02-2026	25-SDV-2801 (C/V D/S Flange)	1134	"	Flange	0	0	0	0	0	0
1135	09-02-2026	25-FV-1401 (C/V Gland)	1135	1.5 Inch	Valve	0	0	0	0	0	0
1136	09-02-2026	25-FV-1401 (C/V U/S Flange)	1136	"	Flange	0	0	0	0	0	0
1137	09-02-2026	25-FV-1401 (C/V D/S Flange)	1137	"	Flange	0	0	0	0	0	0
1138	09-02-2026	25-FV-1401 (C/V Flange/Bonnet)	1138	"	Flange	0	0	0	0	0	0
1139	09-02-2026	25-FV-1401 U/S line (I/V Gland)	1139	3 Inch	Valve	0	0	0	0	0	0
1140	09-02-2026	25-FV-1401 U/S line (I/V U/S Flange)	1140	"	Flange	0	0	0	0	0	0
1141	09-02-2026	25-FV-1401 U/S line (I/V D/S Flange)	1141	"	Flange	0	0	0	0	0	0
1142	09-02-2026	25-FV-1401 U/S line (I/V Flange/Bonnet)	1142	"	Flange	0	0	0	0	0	0
1143	09-02-2026	25-FV-1401 D/S line (I/V Gland)	1143	"	Valve	0	0	0	0	0	0
1144	09-02-2026	25-FV-1401 D/S line (I/V U/S Flange)	1144	"	Flange	0	0	0	0	0	0
1145	09-02-2026	25-FV-1401 D/S line (I/V D/S Flange)	1145	"	Flange	0	0	0	0	0	0
1146	09-02-2026	25-FV-1401 D/S line (I/V Flange/Bonnet)	1146	"	Flange	0	0	0	0	0	0
1147	09-02-2026	25-FV-1401 Bypass line (I/V Gland)	1147	2 Inch	Valve	0	0	0	0	0	0
1148	09-02-2026	25-FV-1401 Bypass line (I/V U/S Flange)	1148	"	Flange	0	0	0	0	0	0
1149	09-02-2026	25-FV-1401 Bypass line (I/V D/S Flange)	1149	"	Flange	0	0	0	0	0	0
1150	09-02-2026	25-FV-1401 Bypass line (I/V Flange/Bonnet)	1150	"	Flange	0	0	0	0	0	0
1151	09-02-2026	25-FV-1401 U/S drain line (I/V Gland)	1151	0.5 Inch	Valve	0	0	0	0	0	0
1152	09-02-2026	25-FV-1401 U/S drain line (I/V Flange/Bonnet)	1152	"	Valve	0	0	0	0	0	0
1153	09-02-2026	25-FV-1401 U/S drain line (End Flange)	1153	"	Flange	0	0	0	0	0	0
1154	09-02-2026	25-FV-1401 D/S drain line (I/V Gland)	1154	"	Valve	0	0	0	0	0	0
1155	09-02-2026	25-FV-1401 D/S drain line (I/V Flange/Bonnet)	1155	"	Valve	0	0	0	0	0	0
1156	09-02-2026	25-FV-1401 D/S drain line (End Flange)	1156	"	Flange	0	0	0	0	0	0
1157	09-02-2026	25-MP-021A Suction line (I/V Gland)	1157	Insulation	Valve	0	0	0	0	0	0

Sr.No.	Date	Location	Tag No.	Line Size	Componenet Type	Screening Value (PPM) before Repair	Emission Kg/Hr	Emission Kg/day	Screening Value (PPM) afterRepair	Emission Kg/Hr	Emission Kg/day
1158	09-02-2026	25-MP-021A Discharge line (I/V Gland)	1158	"	Valve	0	0	0	0	0	0
1159	09-02-2026	25-MP-021B Suction line (I/V Gland)	1159	Insulation	Valve	0	0	0	0	0	0
1160	09-02-2026	25-MP-021B Discharge line (I/V Gland)	1160	"	Valve	0	0	0	0	0	0
1161	09-02-2026	25-MP-017A Suction line (I/V Gland)	1161	Insulation	Valve	137.5	0.000205	0.004920637	137.5	0.000205	0.004920637
1162	09-02-2026	25-MP-017A Discharge line (I/V Gland)	1162	"	Valve	0	0	0	0	0	0
1163	09-02-2026	25-MP-017B Suction line (I/V Gland)	1163	Insulation	Valve	13.6	0.000046	0.00111142	13.6	0.000046	0.00111142
1164	09-02-2026	25-MP-017B Discharge line (I/V Gland)	1164	"	Valve	364.9	0.000384	0.009207604	364.9	0.000384	0.009207604
1165	09-02-2026	25-MP-08A Suction line (I/V Gland)	1165	Insulation	Valve	296.7	0.000336	0.00806 2299	296.7	0.000336	0.008062299
1166	09-02-2026	25-MP-08A Discharge line (I/V Gland)	1166	"	Valve	0	0	0	0	0	0
1167	09-02-2026	25-MP-08B Suction line (I/V Gland)	1167	Insulation	Valve	0	0	0	0	0	0
1168	09-02-2026	25-MP-08B Discharge line (I/V Gland)	1168	"	Valve	0	0	0	0	0	0
1169	09-02-2026	25-P-015B Suction line U/S line (I/V Gland)	1169	3 Inch	Valve	0	0	0	0	0	0
1170	09-02-2026	25-P-015B Suction line U/S line (I/V U/S Flange)	1170	"	Flange	0	0	0	0	0	0
1171	09-02-2026	25-P-015B Suction line U/S line (I/V D/S Flange)	1171	"	Flange	0	0	0	0	0	0
1172	09-02-2026	25-P-015B Suction line U/S line (I/V Flange/Bonnet)	1172	"	Flange	0	0	0	0	0	0
1173	09-02-2026	25-P-015B HR MAKE UP line (I/V Gland)	1173	"	Valve	0	0	0	0	0	0
1174	09-02-2026	25-P-015B HR MAKE UP line (I/V U/S Flange)	1174	"	Flange	0	0	0	0	0	0
1175	09-02-2026	25-P-015B HR MAKE UP line (I/V D/S Flange)	1175	"	Flange	0	0	0	0	0	0
1176	09-02-2026	25-P-015B HR MAKE UP line (I/V Flange/Bonnet)	1176	"	Flange	0	0	0	0	0	0
1177	09-02-2026	25-P-015B Discharge line To HR MAKE UP line (I/V Gland)	1177	"	Valve	0	0	0	0	0	0
1178	09-02-2026	25-P-015B Discharge line To HR MAKE UP line (I/V U/S Flange)	1178	"	Flange	0	0	0	0	0	0
1179	09-02-2026	25-P-015B Discharge line To HR MAKE UP line (I/V D/S Flange)	1179	"	Flange	0	0	0	0	0	0
1180	09-02-2026	25-P-015B Discharge line To HR MAKE UP line (I/V Flange/Bonnet)	1180	"	Flange	0	0	0	0	0	0
1181	09-02-2026	25-P-015A Suction line (I/V Gland)	1181	Insulation	Valve	353.1	0.000376	0.009015324	353.1	0.000376	0.009015324
1182	09-02-2026	25-P-015A HR MAKE UP line (I/V Gland)	1182	3 Inch	Valve	0	0	0	0	0	0
1183	09-02-2026	25-P-015A HR MAKE UP line (I/V U/S Flange)	1183	"	Flange	0	0	0	0	0	0
1184	09-02-2026	25-P-015A HR MAKE UP line (I/V D/S Flange)	1184	"	Flange	0	0	0	0	0	0
1185	09-02-2026	25-P-015A HR MAKE UP line (I/V Flange/Bonnet)	1185	"	Flange	0	0	0	0	0	0
1186	09-02-2026	25-P-015A Discharge line To HR MAKE UP line (I/V Gland)	1186	"	Valve	0	0	0	0	0	0
1187	09-02-2026	25-P-015A Discharge line To HR MAKE UP line (I/V U/S Flange)	1187	"	Flange	0	0	0	0	0	0
1188	09-02-2026	25-P-015A Discharge line To HR MAKE UP line (I/V D/S Flange)	1188	"	Flange	0	0	0	0	0	0
1189	09-02-2026	25-P-015A Discharge line To HR MAKE UP line (I/V Flange/Bonnet)	1189	"	Flange	0	0	0	0	0	0
1190	09-02-2026	25-P-014A Suction line (I/V Gland)	1190	Insulation	Valve	0	0	0	0	0	0
1191	09-02-2026	25-P-014A Discharge line (I/V Gland)	1191	6 Inch	Valve	43.2	0.000097	0.00233 9977	43.2	0.000097	0.002339977
1192	09-02-2026	25-P-014A Discharge line (I/V U/S Flange)	1192	"	Flange	0	0	0	0	0	0
1193	09-02-2026	25-P-014A Discharge line (I/V D/S Flange)	1193	"	Flange	0	0	0	0	0	0
1194	09-02-2026	25-P-014A Discharge line (I/V Flange/Bonnet)	1194	"	Flange	0	0	0	0	0	0
1195	09-02-2026	25-P-014A Discharge line (NRV Top Flange)	1195	"	Flange	0	0	0	0	0	0
1196	09-02-2026	25-P-014A Discharge line (NRV U/S Flange)	1196	"	Flange	0	0	0	0	0	0
1197	09-02-2026	25-P-014B Suction line (I/V Gland)	1197	Insulation	Valve	0	0	0	0	0	0

Sr.No.	Date	Location	Tag No.	Line Size	Componenet Type	Screening Value (PPM) before Repair	Emission Kg/Hr	Emission Kg/day	Screening Value (PPM) afterRepair	Emission Kg/Hr	Emission Kg/day
1198	09-02-2026	25-P-014B Discharge line (I/V Gland)	1198	6 Inch	Valve	12.9	0.000045	0.001077034	12.9	0.000045	0.001077034
1199	09-02-2026	25-P-014B Discharge line (I/V U/S Flange)	1199	"	Flange	0	0	0	0	0	0
1200	09-02-2026	25-P-014B Discharge line (I/V D/S Flange)	1200	"	Flange	0	0	0	0	0	0
1201	09-02-2026	25-P-014A Discharge line (I/V Flange/Bonnet)	1201	"	Flange	0	0	0	0	0	0
1202	09-02-2026	25-P-014B Discharge line (NRV Top Flange)	1202	"	Flange	0	0	0	0	0	0
1203	09-02-2026	25-P-014B Discharge line (NRV U/S Flange)	1203	"	Flange	0	0	0	0	0	0
1204	09-02-2026	25-P-09A Suction line (I/V Gland)	1204	8 Inch	Valve	0	0	0	0	0	0
1205	09-02-2026	25-P-09A Suction line (I/V U/S Flange)	1205	"	Flange	0	0	0	0	0	0
1206	09-02-2026	25-P-09A Suction line (I/V D/S Flange)	1206	"	Flange	0	0	0	0	0	0
1207	09-02-2026	25-P-09A Suction line (I/V Flange/Bonnet)	1207	"	Flange	0	0	0	0	0	0
1208	09-02-2026	25-P-09A Discharge line (I/V Gland)	1208	6 Inch	Valve	0	0	0	0	0	0
1209	09-02-2026	25-P-09A Discharge line (I/V U/S Flange)	1209	"	Flange	0	0	0	0	0	0
1210	09-02-2026	25-P-09A Discharge line (I/V D/S Flange)	1210	"	Flange	0	0	0	0	0	0
1211	09-02-2026	25-P-09A Discharge line (I/V Flange/Bonnet)	1211	"	Flange	0	0	0	0	0	0
1212	09-02-2026	25-P-09A Discharge line (NRV Top Flange)	1212	"	Flange	0	0	0	0	0	0
1213	09-02-2026	25-P-09A Discharge line (NRV U/S Flange)	1213	"	Flange	0	0	0	0	0	0
1214	09-02-2026	25-P-09B Suction line (I/V Gland)	1214	8 Inch	Valve	0	0	0	0	0	0
1215	09-02-2026	25-P-09B Suction line (I/V U/S Flange)	1215	"	Flange	0	0	0	0	0	0
1216	09-02-2026	25-P-09B Suction line (I/V D/S Flange)	1216	"	Flange	0	0	0	0	0	0
1217	09-02-2026	25-P-09B Suction line (I/V Flange/Bonnet)	1217	"	Flange	0	0	0	0	0	0
1218	09-02-2026	25-P-09B Discharge line (I/V Gland)	1218	6 Inch	Valve	0	0	0	0	0	0
1219	09-02-2026	25-P-09B Discharge line (I/V U/S Flange)	1219	"	Flange	0	0	0	0	0	0
1220	09-02-2026	25-P-09B Discharge line (I/V D/S Flange)	1220	"	Flange	0	0	0	0	0	0
1221	09-02-2026	25-P-09B Discharge line (I/V Flange/Bonnet)	1221	"	Flange	0	0	0	0	0	0
1222	09-02-2026	25-P-09B Discharge line (NRV Top Flange)	1222	"	Flange	0	0	0	0	0	0
1223	09-02-2026	25-P-09B Discharge line (NRV U/S Flange)	1223	"	Flange	0	0	0	0	0	0
1224	09-02-2026	25-MP-016A Suction line (I/V Gland)	1224	Insulation	Valve	0	0	0	0	0	0
1225	09-02-2026	25-MP-016A Discharge line (I/V Gland)	1225	"	Valve	204.3	0.000264	0.006344878	204.3	0.000264	0.006344878
1226	09-02-2026	25-MP-016B Suction line (I/V Gland)	1226	Insulation	Valve	0	0	0	0	0	0
1227	09-02-2026	25-MP-016B Discharge line (I/V Gland)	1227	"	Valve	0	0	0	0	0	0
1228	09-02-2026	25-P-018A Suction line (I/V Gland)	1228	4Inch	Valve	0	0	0	0	0	0
1229	09-02-2026	25-P-018A Suction line (I/V U/S Flange)	1229	"	Flange	0	0	0	0	0	0
1230	09-02-2026	25-P-018A Suction line (I/V D/S Flange)	1230	"	Flange	0	0	0	0	0	0
1231	09-02-2026	25-P-018A Suction line (I/V Flange/Bonnet)	1231	"	Flange	0	0	0	0	0	0
1232	09-02-2026	25-P-018A Discharge line (I/V Gland)	1232	3 Inch	Valve	0	0	0	0	0	0
1233	09-02-2026	25-P-018A Discharge line (I/V U/S Flange)	1233	"	Flange	0	0	0	0	0	0
1234	09-02-2026	25-P-018A Discharge line (I/V D/S Flange)	1234	"	Flange	0	0	0	0	0	0
1235	09-02-2026	25-P-018A Discharge line (I/V Flange/Bonnet)	1235	"	Flange	0	0	0	0	0	0
1236	09-02-2026	25-P-018A Discharge line (NRV Top Flange)	1236	"	Flange	0	0	0	0	0	0
1237	09-02-2026	25-P-018A Discharge line (NRV U/S Flange)	1237	"	Flange	0	0	0	0	0	0

Sr.No.	Date	Location	Tag No.	Line Size	Componenet Type	Screening Value (PPM) before Repair	Emission Kg/Hr	Emission Kg/day	Screening Value (PPM) afterRepair	Emission Kg/Hr	Emission Kg/day
1238	09-02-2026	25-P-018A Discharge line (NRV D/S Flange)	1238	"	Flange	0	0	0	0	0	0
1239	09-02-2026	25-P-018B Suction line (I/V Gland)	1239	4 Inch	Valve	19.8	0.000059	0.001418045	19.8	0.000059	0.001418045
1240	09-02-2026	25-P-018B Suction line (I/V U/S Flange)	1240	"	Flange	0	0	0	0	0	0
1241	09-02-2026	25-P-018B Suction line (I/V D/S Flange)	1241	"	Flange	0	0	0	0	0	0
1242	09-02-2026	25-P-018B Suction line (I/V Flange/Bonnet)	1242	"	Flange	0	0	0	0	0	0
1243	09-02-2026	25-P-018B Discharge line (I/V Gland)	1243	3 Inch	Valve	0	0	0	0	0	0
1244	09-02-2026	25-P-018B Discharge line (I/V U/S Flange)	1244	"	Flange	0	0	0	0	0	0
1245	09-02-2026	25-P-018B Discharge line (I/V D/S Flange)	1245	"	Flange	0	0	0	0	0	0
1246	09-02-2026	25-P-018B Discharge line (I/V Flange/Bonnet)	1246	"	Flange	0	0	0	0	0	0
1247	09-02-2026	25-P-018B Discharge line (NRV Top Flange)	1247	"	Flange	0	0	0	0	0	0
1248	09-02-2026	25-P-018B Discharge line (NRV U/S Flange)	1248	"	Flange	0	0	0	0	0	0
1249	09-02-2026	25-P-018B Discharge line (NRV D/S Flange)	1249	"	Flange	0	0	0	0	0	0
1250	09-02-2026	25-PV-2610 (C/V Gland)	1250	Insulation	Valve	0	0	0	0	0	0
1251	09-02-2026	25-PV-2610 U/S line (I/V Gland)	1251	"	Valve	0	0	0	0	0	0
1252	09-02-2026	25-PV-2610 D/S line (I/V Gland)	1252	"	Valve	0	0	0	0	0	0
1253	09-02-2026	25-PV-2610 Bypass line (I/V Gland)	1253	"	Valve	0	0	0	0	0	0
1254	09-02-2026	25-PV-2610 Drain line (I/V Gland)	1254	0.5 Inch	Valve	0	0	0	0	0	0
1255	09-02-2026	25-PV-2610 Drain line(I/V Flange/Bonnet)	1255	"	Flange	0	0	0	0	0	0
1256	09-02-2026	25-PV-2610 Drain line (End Flange)	1256	"	Flange	0	0	0	0	0	0
1257	09-02-2026	21-SOV-203 (C/V Gland)	1257	1.5 Inch	Valve	0	0	0	0	0	0
1258	09-02-2026	21-SOV-203 (C/V U/S Flange)	1258	"	Flange	0	0	0	0	0	0
1259	09-02-2026	21-SOV-203 (C/V D/S Flange)	1259	"	Flange	0	0	0	0	0	0
1260	09-02-2026	21-SOV-203 (C/V Flange/Bonnet)	1260	"	Flange	0	0	0	0	0	0
1261	09-02-2026	21-SOV-203 U/S line (I/V Gland)	1261	"	Valve	0	0	0	0	0	0
1262	09-02-2026	21-SOV-203 U/S line (I/V Flange/Bonnet)	1262	"	Flange	0	0	0	0	0	0
1263	09-02-2026	21-SOV-203 D/S line (I/V Gland)	1263	3 Inch	Valve	0	0	0	0	0	0
1264	09-02-2026	21-SOV-203 D/S line (I/V U/S Flange)	1264	"	Flange	0	0	0	0	0	0
1265	09-02-2026	21-SOV-203 D/S line (I/V D/S Flange)	1265	"	Flange	0	0	0	0	0	0
1266	09-02-2026	21-SOV-203 D/S line (I/V Flange/Bonnet)	1266	"	Flange	0	0	0	0	0	0
1267	09-02-2026	21-SOV-203 Drain line (I/V Gland)	1267	0.5 Inch	Valve	0	0	0	0	0	0
1268	09-02-2026	21-SOV-203 Drain line (I/V Flange/Bonnet)	1268	"	Flange	0	0	0	0	0	0
1269	09-02-2026	21-SOV-203 Drain line (End Flange)	1269	"	Flange	0	0	0	0	0	0
1270	09-02-2026	21-SOV-201 (C/V Gland)	1270	2 Inch	Valve	0	0	0	0	0	0
1271	09-02-2026	21-SOV-201 (C/V U/S Flange)	1271	"	Flange	0	0	0	0	0	0
1272	09-02-2026	21-SOV-201 (C/V D/S Flange)	1272	"	Flange	0	0	0	0	0	0
1273	09-02-2026	21-SOV-201 (C/V Flange/Bonnet)	1273	"	Flange	0	0	0	0	0	0
1274	09-02-2026	21-SOV-201 U/S line (I/V Gland)	1274	"	Valve	0	0	0	0	0	0
1275	09-02-2026	21-SOV-201 U/S line (I/V U/S Flange)	1275	"	Flange	0	0	0	0	0	0
1276	09-02-2026	21-SOV-201 U/S line (I/V D/S Flange)	1276	"	Flange	0	0	0	0	0	0
1277	09-02-2026	21-SOV-201 U/S line (I/V Flange/Bonnet)	1277	"	Flange	0	0	0	0	0	0

Sr.No.	Date	Location	Tag No.	Line Size	Componenet Type	Screening Value (PPM) before Repair	Emission Kg/Hr	Emission Kg/day	Screening Value (PPM) afterRepair	Emission Kg/Hr	Emission Kg/day
1278	09-02-2026	21-SOV-201 D/S line (I/V Gland)	1278	"	Valve	0	0	0	0	0	0
1279	09-02-2026	21-SOV-201 D/S line (I/V U/S Flange)	1279	"	Flange	0	0	0	0	0	0
1280	09-02-2026	21-SOV-201 D/S line (I/V D/S Flange)	1280	"	Flange	0	0	0	0	0	0
1281	09-02-2026	21-SOV-201 D/S line (I/V Flange/Bonnet)	1281	"	Flange	0	0	0	0	0	0
1282	09-02-2026	21-SOV-201 Bypass line (I/V Gland)	1282	"	Valve	0	0	0	0	0	0
1283	09-02-2026	21-SOV-201 Bypass line (I/V Flange/Bonnet)	1283	"	Flange	0	0	0	0	0	0
1284	09-02-2026	21-SOV-201 Drain line (I/V Gland)	1284	0.5 Inch	Valve	0	0	0	0	0	0
1285	09-02-2026	21-SOV-201 Drain line (I/V Flange/Bonnet)	1285	"	Flange	0	0	0	0	0	0
1286	09-02-2026	21-SOV-201 Drain line (End Flange)	1286	"	Flange	0	0	0	0	0	0
1287	09-02-2026	21-SOV-201 PRETREATER BYPASS line (I/V Gland)	1287	3 Inch	Valve	0	0	0	0	0	0
1288	09-02-2026	21-SOV-201 PRETREATER BYPASS line (I/V U/S Flange)	1288	"	Flange	0	0	0	0	0	0
1289	09-02-2026	21-SOV-201 PRETREATER BYPASS line (I/V D/S Flange)	1289	"	Flange	0	0	0	0	0	0
1290	09-02-2026	21-SOV-201 PRETREATER BYPASS line (I/V Flange/Bonnet)	1290	"	Flange	0	0	0	0	0	0

Sr.No.	Date	Location	Tag No.	Line Size	Componenet Type	Screening Value (PPM) before Repair	Emission Kg/Hr	Emission Kg/day	Screening Value (PPM) afterRepair	Emission Kg/Hr	Emission Kg/day
TANK FARM AREA											
1	10-02-2026	Tank-1725 - Pump Suction 47-P-105A/B GBT from 1714/15/lower line 1st (I/V Gland)	1	4 Inch	Valve	278.5	0.000323	0.007741	278.5	0.000323	0.007741
2	10-02-2026	Tank-1725 - Pump Suction 47-P-105A/B GBT from 1714/15/lower line 1st (I/V U/S Flange)	2	"	Flange	0	0	0	0	0	0
3	10-02-2026	Tank-1725 - Pump Suction 47-P-105A/B GBT from 1714/15/lower line 1st (I/V D/S Flange)	3	"	Flange	0	0	0	0	0	0
4	10-02-2026	Tank-1725 - Pump Suction 47-P-105A/B GBT from 1714/15/lower line 1st (I/V Flange (Bonnet))	4	"	Flange	0	0	0	0	0	0
5	10-02-2026	Tank-1725 - Pump Suction 47-P-105A/B GBT from 1714/15/lower line 2nd (I/V Gland)	5	"	Valve	0	0	0	0	0	0
6	10-02-2026	Tank-1725 - Pump Suction 47-P-105A/B GBT from 1714/15/lower line 2nd (I/V U/S Flange)	6	"	Flange	0	0	0	0	0	0
7	10-02-2026	Tank-1725 - Pump Suction 47-P-105A/B GBT from 1714/15/lower line 2nd (I/V D/S Flange)	7	"	Flange	0	0	0	0	0	0
8	10-02-2026	Tank-1725 - Pump Suction 47-P-105A/B GBT from 1714/15/lower line 2nd (I/V Flange (Bonnet))	8	"	Flange	0	0	0	0	0	0
9	10-02-2026	Tank-1725 Upper line 1st/west (I/V Gland)	9	8 Inch	Valve	0	0	0	0	0	0
10	10-02-2026	Tank-1725 Upper line 1st/west (I/V U/S Flange)	10	"	Flange	0	0	0	0	0	0
11	10-02-2026	Tank-1725 Upper line 1st/west (I/V D/S Flange)	11	"	Flange	0	0	0	0	0	0
12	10-02-2026	Tank-1725 Upper line 1st/west (I/V Flange (Bonnet))	12	"	Flange	0	0	0	0	0	0
13	10-02-2026	Tank-1725 Upper line 2nd/middle line (I/V Gland)	13	"	Valve	0	0	0	0	0	0
14	10-02-2026	Tank-1725 Upper line 2nd/middle line (I/V U/S Flange)	14	"	Flange	0	0	0	0	0	0
15	10-02-2026	Tank-1725 Upper line 2nd/middle line (I/V D/S Flange)	15	"	Flange	0	0	0	0	0	0
16	10-02-2026	Tank-1725 Upper line 2nd/middle line (I/V Flange (Bonnet)	16	"	Flange	0	0	0	0	0	0
17	10-02-2026	Tank-1725 Upper line 3rd/east line (I/V Gland)	17	4 Inch	Valve	0	0	0	0	0	0
18	10-02-2026	Tank-1725 Upper line 3rd/east line (I/V U/S Flange)	18	"	Flange	0	0	0	0	0	0
19	10-02-2026	Tank-1725 Upper line 3rd/east line (I/V D/S Flange)	19	"	Flange	0	0	0	0	0	0
20	10-02-2026	Tank-1725 Upper line 3rd/east line (I/V Flange (Bonnet)	20	"	Flange	0	0	0	0	0	0
21	10-02-2026	Tank-1725 M.A R/D Recirculation line 1st/west line (I/V Gland)	21	"	Valve	0	0	0	0	0	0
22	10-02-2026	Tank-1725 M.A R/D Recirculation line 1st/west line (I/V U/S Flange)	22	"	Flange	0	0	0	0	0	0
23	10-02-2026	Tank-1725 M.A R/D Recirculation line 1st/west line (I/V D/S Flange)	23	"	Flange	0	0	0	0	0	0
24	10-02-2026	Tank-1725 M.A R/D Recirculation line 1st/west line (I/V Flange (Bonnet)	24	"	Flange	0	0	0	0	0	0
25	10-02-2026	Tank-1725 M.A R/D Recirculation line 2nd/middle line (I/V Gland)	25	"	Valve	0	0	0	0	0	0
26	10-02-2026	Tank-1725 M.A R/D Recirculation line 2nd/middle line (I/V U/S Flange)	26	"	Flange	0	0	0	0	0	0
27	10-02-2026	Tank-1725 M.A R/D Recirculation line 2nd/middle line (I/V D/S Flange)	27	"	Flange	0	0	0	0	0	0
28	10-02-2026	Tank-1725 M.A R/D Recirculation line 2nd/middle line (I/V Flange (Bonnet)	28	"	Flange	0	0	0	0	0	0
29	10-02-2026	Tank-1725 M.A R/D Recirculation line 3rd/east line (I/V Gland)	29	"	Valve	0	0	0	0	0	0
30	10-02-2026	Tank-1725 M.A R/D Recirculation line 3rd/east line (I/V U/S Flange)	30	"	Flange	0	0	0	0	0	0
31	10-02-2026	Tank-1725 M.A R/D Recirculation line 3rd/east line (I/V D/S Flange)	31	"	Flange	0	0	0	0	0	0
32	10-02-2026	Tank-1725 M.A R/D Recirculation line 3rd/east line (I/V Flange (Bonnet)	32	"	Flange	0	0	0	0	0	0
33	10-02-2026	Tank-1726 In/Out line (I/V Gland)	33	6 Inch	Valve	0	0	0	0	0	0
34	10-02-2026	Tank-1726 In/Out line (I/V U/S Flange)	34	"	Flange	0	0	0	0	0	0
35	10-02-2026	Tank-1726 In/Out line (I/V D/S Flange)	35	"	Flange	0	0	0	0	0	0
36	10-02-2026	Tank-1726 In/Out line (I/V Flange (Bonnet))	36	"	Flange	0	0	0	0	0	0
37	10-02-2026	Tank-1726 Pump Suction line (I/V Gland)	37	4 Inch	Valve	0	0	0	0	0	0
38	10-02-2026	Tank-1726 Pump Suction line (I/V U/S Flange)	38	"	Flange	0	0	0	0	0	0
39	10-02-2026	Tank-1726 Pump Suction line (I/V D/S Flange)	39	"	Flange	0	0	0	0	0	0

Sr.No.	Date	Location	Tag No.	Line Size	Componenet Type	Screening Value (PPM) before Repair	Emission Kg/Hr	Emission Kg/day	Screening Value (PPM) afterRepair	Emission Kg/Hr	Emission Kg/day
40	10-02-2026	Tank-1726 Pump Suction line (I/V Flange (Bonnet))	40	"	Flange	0	0	0	0	0	0
41	10-02-2026	Tank-1726 Pump Suction line flange	41	"	Flange	5301	0.000193	0.004631	5301	0.000193	0.004631
42	10-02-2026	Tank-1726 In/Out line east side (I/V Gland)	42	6 Inch	Valve	0	0	0	0	0	0
43	10-02-2026	Tank-1726 In/Out line east side (I/V U/S Flange) south	43	"	Flange	692	0.000458	0.011001	692	0.000458	0.011001
44	10-02-2026	Tank-1726 In/Out line east side (I/V D/S Flange)	44	"	Flange	0	0	0	0	0	0
45	10-02-2026	Tank-1726 In/Out line east side (Flange (Bonnet))	45	"	Flange	865.2	0.000537	0.012880	865.2	0.000537	0.012880
46	10-02-2026	Tank-1723 Upper line (I/V Gland)	46	6 Inch	Valve	0	0	0	0	0	0
47	10-02-2026	Tank-1723 Upper line (I/V U/S Flange)	47	"	Flange	0	0	0	0	0	0
48	10-02-2026	Tank-1723 Upper line (I/V D/S Flange)	48	"	Flange	0	0	0	0	0	0
49	10-02-2026	Tank-1723 Upper line (I/V Flange (Bonnet))	49	"	Flange	0	0	0	0	0	0
50	10-02-2026	Tank-1723 Lower line (I/V Gland)	50	"	Valve	0	0	0	0	0	0
51	10-02-2026	Tank-1723 Lower line (I/V U/S Flange)	51	"	Flange	0	0	0	0	0	0
52	10-02-2026	Tank-1723 Lower line (I/V D/S Flange)	52	"	Flange	0	0	0	0	0	0
53	10-02-2026	Tank-1723 Lower line (I/V Flange (Bonnet))	53	"	Flange	0	0	0	0	0	0
54	10-02-2026	Tank-1724 Pump Suction 47-P-105A/B line(I/V Gland)	54	4 Inch	Valve	0	0	0	0	0	0
55	10-02-2026	Tank-1724 Pump Suction 47-P-105A/B line(I/V U/S Flange)	55	"	Flange	0	0	0	0	0	0
56	10-02-2026	Tank-1724 Pump Suction 47-P-105A/B line(I/V D/S Flange)	56	"	Flange	0	0	0	0	0	0
57	10-02-2026	Tank-1724 Pump Suction 47-P-105A/B line(I/V Flange (Bonnet))	57	"	Flange	0	0	0	0	0	0
58	10-02-2026	Tank-1724 Upper line (I/V Gland)	58	4 Inch	Valve	0	0	0	0	0	0
59	10-02-2026	Tank-1724 Upper line (I/V U/S Flange)	59	"	Flange	0	0	0	0	0	0
60	10-02-2026	Tank-1724 Upper line (I/V D/S Flange)	60	"	Flange	0	0	0	0	0	0
61	10-02-2026	Tank-1724 Upper line (I/V Flange (Bonnet))	61	"	Flange	0	0	0	0	0	0
62	10-02-2026	Tank-1724 Lower line 1st. (I/V Gland)	62	6 Inch	Valve	0	0	0	0	0	0
63	10-02-2026	Tank-1724 Lower line 1st. (I/V U/S Flange)	63	"	Flange	0	0	0	0	0	0
64	10-02-2026	Tank-1724 Lower line 1st. (I/V D/S Flange)	64	"	Flange	0	0	0	0	0	0
65	10-02-2026	Tank-1724 Lower line 1st. (I/V Flange (Bonnet))	65	"	Flange	0	0	0	0	0	0
66	10-02-2026	Tank-1724 Lower line 2nd (I/V Gland)	66	"	Valve	0	0	0	0	0	0
67	10-02-2026	Tank-1724 Lower line 2nd (I/V U/S Flange)	67	"	Flange	0	0	0	0	0	0
68	10-02-2026	Tank-1724 Lower line 2nd (I/V D/S Flange)	68	"	Flange	0	0	0	0	0	0
69	10-02-2026	Tank-1724 Lower line 2nd (I/V Flange (Bonnet))	69	"	Flange	0	0	0	0	0	0
70	10-02-2026	Tank-1724 Lower line 3rd (I/V Gland)	70	"	Valve	0	0	0	0	0	0
71	10-02-2026	Tank-1724 Lower line 3rd (I/V U/S Flange)	71	"	Flange	0	0	0	0	0	0
72	10-02-2026	Tank-1724 Lower line 3rd (I/V D/S Flange)	72	"	Flange	0	0	0	0	0	0
73	10-02-2026	Tank-1724 Tank-1724 Lower line 3rd (I/V Flange (Bonnet))	73	"	Flange	0	0	0	0	0	0
74	10-02-2026	Tank-1724 M.A R/D Recirculation line 1st/west (I/V Gland)	74	3 Inch	Valve	0	0	0	0	0	0
75	10-02-2026	Tank-1724 M.A R/D Recirculation line 1st/west (I/V U/S Flange)	75	"	Flange	0	0	0	0	0	0
76	10-02-2026	Tank-1724 M.A R/D Recirculation line 1st/west (I/V D/S Flange)	76	"	Flange	0	0	0	0	0	0
77	10-02-2026	Tank-1724 M.A R/D Recirculation line 1st/west (I/V Flange (Bonnet))	77	"	Flange	0	0	0	0	0	0
78	10-02-2026	Tank-1724 M.A R/D Recirculation line 2nd/east line (I/V Gland)	78	"	Valve	0	0	0	0	0	0
79	10-02-2026	Tank-1724 M.A R/D Recirculation line 2nd/east line (I/V U/S Flange)	79	"	Flange	0	0	0	0	0	0

Sr.No.	Date	Location	Tag No.	Line Size	Componenet Type	Screening Value (PPM) before Repair	Emission Kg/Hr	Emission Kg/day	Screening Value (PPM) afterRepair	Emission Kg/Hr	Emission Kg/day
80	10-02-2026	Tank-1724 M.A R/D Recirculation line 2nd/east line (I/V D/S Flange)	80	"	Flange	0	0	0	0	0	0
81	10-02-2026	Tank-1724 M.A R/D Recirculation line 2nd/east line (I/V Flange (Bonnet))	81	"	Flange	0	0	0	0	0	0
82	10-02-2026	Tank-1724 GBT from 1714/15 / Pump Suction 47-P-105A/B line (I/V Gland)	82	4 Inch	Valve	150.9	0.000218	0.005223	150.9	0.000218	0.005223
83	10-02-2026	Tank-1724 GBT from 1714/15 / Pump Suction 47-P-105A/B line (I/V U/S Flange)	83	"	Flange	0	0	0	0	0	0
84	10-02-2026	Tank-1724 GBT from 1714/15 / Pump Suction 47-P-105A/B line (I/V D/S Flange)	84	"	Flange	0	0	0	0	0	0
85	10-02-2026	Tank-1724 GBT from 1714/15 / Pump Suction 47-P-105A/B line (I/V Flange (Bonnet))	85	"	Flange	0	0	0	0	0	0
86	10-02-2026	Tank-1720 In/Out upper line (I/V Gland)	86	4 Inch	Valve	0	0	0	0	0	0
87	10-02-2026	Tank-1720 In/Out upper line (I/V U/S Flange)	87	"	Flange	0	0	0	0	0	0
88	10-02-2026	Tank-1720 In/Out upper line (I/V D/S Flange)	88	"	Flange	0	0	0	0	0	0
89	10-02-2026	Tank-1720 In/Out upper line (I/V Flange (Bonnet))	89	"	Flange	0	0	0	0	0	0
90	10-02-2026	Tank-1720 In/Out lower line (I/V Gland)	90	"	Valve	672	0.000568	0.013627	672	0.000568	0.013627
91	10-02-2026	Tank-1720 In/Out lower line (I/V U/S Flange)	91	"	Flange	0	0	0	0	0	0
92	10-02-2026	Tank-1720 In/Out lower line (I/V D/S Flange)	92	"	Flange	0	0	0	0	0	0
93	10-02-2026	Tank-1720 In/Out lower line (I/V Flange (Bonnet)	93	"	Flange	0	0	0	0	0	0
94	10-02-2026	Tank-1720 In/Out lower line drain (I/V Gland)	94	0.5 Inch	Valve	0	0	0	0	0	0
95	10-02-2026	Tank-1720 In/Out lower line drain (I/V Flange (Bonnet)	95	"	Flange	0	0	0	0	0	0
96	10-02-2026	Tank-1720 In/Out lower line drain (End Flange)	96	"	Flange	0	0	0	0	0	0
97	10-02-2026	Tank-1721 In/Out line upper (I/V Gland)	97	6 Inch	Valve	0	0	0	0	0	0
98	10-02-2026	Tank-1721 In/Out line upper (I/V U/S Flange)	98	"	Flange	0	0	0	0	0	0
99	10-02-2026	Tank-1721 In/Out line upper (I/V D/S Flange)	99	"	Flange	0	0	0	0	0	0
100	10-02-2026	Tank-1721 In/Out line upper (I/V Flange (Bonnet)	100	"	Flange	0	0	0	0	0	0
101	10-02-2026	Tank-1721 In/Out line lower (I/V Gland)	101	"	Valve	0	0	0	0	0	0
102	10-02-2026	Tank-1721 In/Out line lower (I/V U/S Flange)	102	"	Flange	0	0	0	0	0	0
103	10-02-2026	Tank-1721 In/Out line lower (I/V D/S Flange)	103	"	Flange	0	0	0	0	0	0
104	10-02-2026	Tank-1721 In/Out line lower (I/V Flange (Bonnet)	104	"	Flange	0	0	0	0	0	0
105	10-02-2026	Tank-1713 Upper line (I/V Gland)	105	4 Inch	Valve	0	0	0	0	0	0
106	10-02-2026	Tank-1713 Upper line (I/V U/S Flange)	106	"	Flange	0	0	0	0	0	0
107	10-02-2026	Tank-1713 Upper line (I/V D/S Flange)	107	"	Flange	0	0	0	0	0	0
108	10-02-2026	Tank-1713 Upper line (I/V Flange (Bonnet)	108	"	Flange	0	0	0	0	0	0
109	10-02-2026	Tank-1713 Lower line (I/V Gland)	109	8 Inch	Valve	0	0	0	0	0	0
110	10-02-2026	Tank-1713 Lower line (I/V U/S Flange)	110	"	Flange	0	0	0	0	0	0
111	10-02-2026	Tank-1713 Lower line (I/V D/S Flange)	111	"	Flange	0	0	0	0	0	0
112	10-02-2026	Tank-1713 Lower line (I/V Flange (Bonnet)	112	"	Flange	0	0	0	0	0	0
113	10-02-2026	Tank-1716 In/Out lineUpper (I/V Gland)	113	8 Inch	Valve	124.9	0.000193	0.004626	124.9	0.000193	0.004626
114	10-02-2026	Tank-1716 In/Out lineUpper (I/V U/S Flange)	114	"	Flange	0	0	0	0	0	0
115	10-02-2026	Tank-1716 In/Out lineUpper (I/V D/S Flange)	115	"	Flange	0	0	0	0	0	0
116	10-02-2026	Tank-1716 In/Out lineUpper (I/V Flange (Bonnet)	116	"	Flange	0	0	0	0	0	0
117	10-02-2026	Tank-1716 In/Out line lower (I/V Gland)	117	"	Valve	0	0	0	0	0	0
118	10-02-2026	Tank-1716 In/Out line lower (I/V U/S Flange)	118	"	Flange	0	0	0	0	0	0
119	10-02-2026	Tank-1716 In/Out line lower (I/V D/S Flange)	119	"	Flange	0	0	0	0	0	0

Sr.No.	Date	Location	Tag No.	Line Size	Componenet Type	Screening Value (PPM) before Repair	Emission Kg/Hr	Emission Kg/day	Screening Value (PPM) afterRepair	Emission Kg/Hr	Emission Kg/day
120	10-02-2026	Tank-1716 In/Out line lower (I/V Flange (Bonnet)	120	"	Flange	0	0	0	0	0	0
121	10-02-2026	Tank-1714 In/Out line Upper (I/V Gland)	121	8 Inch	Valve	0	0	0	0	0	0
122	10-02-2026	Tank-1714 In/Out line Upper (I/V U/S Flange)	122	"	Flange	0	0	0	0	0	0
123	10-02-2026	Tank-1714 In/Out line Upper (I/V D/S Flange)	123	"	Flange	0	0	0	0	0	0
124	10-02-2026	Tank-1714 In/Out line Upper (I/V Flange (Bonnet)	124	"	Flange	0	0	0	0	0	0
125	10-02-2026	Tank-1714 In/Out line lower (I/V Gland)	125	"	Valve	0	0	0	0	0	0
126	10-02-2026	Tank-1714 In/Out line lower (I/V U/S Flange)	126	"	Flange	0	0	0	0	0	0
127	10-02-2026	Tank-1714 In/Out line lower (I/V D/S Flange)	127	"	Flange	0	0	0	0	0	0
128	10-02-2026	Tank-1714 In/Out line lower (I/V Flange (Bonnet)	128	"	Flange	0	0	0	0	0	0
129	10-02-2026	Tank-1715 In/Out line / 47-P-03A/B Suction line (I/V Gland)	129	8 Inch	Valve	0	0	0	0	0	0
130	10-02-2026	Tank-1715 In/Out line / 47-P-03A/B Suction line (I/V U/S Flange)	130	"	Flange	124.4	0.000136	0.003275	124.4	0.000136	0.003275
131	10-02-2026	Tank-1715 In/Out line / 47-P-03A/B Suction line (I/V D/S Flange)	131	"	Flange	0	0	0	0	0	0
132	10-02-2026	Tank-1715 In/Out line / 47-P-03A/B Suction line (I/V Flange (Bonnet)	132	"	Flange	0	0	0	0	0	0
133	10-02-2026	Tank-1715 R/D line (I/V Gland)	133	4 Inch	Valve	219.8	0.000277	0.006650	219.8	0.000277	0.006650
134	10-02-2026	Tank-1715 R/D line (I/V U/S Flange)	134	"	Flange	0	0	0	0	0	0
135	10-02-2026	Tank-1715 R/D line (I/V D/S Flange)	135	"	Flange	0	0	0	0	0	0
136	10-02-2026	Tank-1715 R/D line (I/V Flange (Bonnet)	136	"	Flange	0	0	0	0	0	0
137	10-02-2026	Tank-1722 Upper line (I/V Gland)	137	4 Inch	Valve	0	0	0	0	0	0
138	10-02-2026	Tank-1722 Upper line (I/V U/S Flange)	138	"	Flange	0	0	0	0	0	0
139	10-02-2026	Tank-1722 Upper line (I/V D/S Flange)	139	"	Flange	0	0	0	0	0	0
140	10-02-2026	Tank-1722 Upper line (I/V Flange (Bonnet)	140	"	Flange	0	0	0	0	0	0
141	10-02-2026	Tank-1722 lower line (I/V Gland)	141	"	Valve	0	0	0	0	0	0
142	10-02-2026	Tank-1722 lower line (I/V U/S Flange)	142	"	Flange	0	0	0	0	0	0
143	10-02-2026	Tank-1722 lower line (I/V D/S Flange)	143	"	Flange	0	0	0	0	0	0
144	10-02-2026	Tank-1722 lower line (I/V Flange (Bonnet)	144	"	Flange	0	0	0	0	0	0
145	10-02-2026	25-PV-1601 (C/V Gland)	145	4 Inch	Valve	0	0	0	0	0	0
146	10-02-2026	25-PV-1601 (C/V U/S Flange)	146	"	Flange	0	0	0	0	0	0
147	10-02-2026	25-PV-1601 (C/V D/S Flange)	147	"	Flange	0	0	0	0	0	0
148	10-02-2026	25-PV-1601 (C/V Flange (Bonnet))	148	"	Flange	0	0	0	0	0	0
149	10-02-2026	25-PV-1601 U/S line (I/V Gland)	149	6 Inch	Valve	0	0	0	0	0	0
150	10-02-2026	25-PV-1601 U/S line (I/V U/S Flange)	150	"	Flange	0	0	0	0	0	0
151	10-02-2026	25-PV-1601 U/S line (I/V D/S Flange)	151	"	Flange	0	0	0	0	0	0
152	10-02-2026	25-PV-1601 U/S line (I/V Flange (Bonnet)	152	"	Flange	0	0	0	0	0	0
153	10-02-2026	25-PV-1601 D/S line (I/V Gland)	153	4 Inch	Valve	0	0	0	0	0	0
154	10-02-2026	25-PV-1601 D/S line (I/V U/S Flange)	154	"	Flange	0	0	0	0	0	0
155	10-02-2026	25-PV-1601 D/S line (I/V D/S Flange)	155	"	Flange	0	0	0	0	0	0
156	10-02-2026	25-PV-1601 D/S line (I/V Flange (Bonnet)	156	"	Flange	0	0	0	0	0	0
157	10-02-2026	25-PV-1601 Bypass line (I/V Gland)	157	"	Valve	0	0	0	0	0	0
158	10-02-2026	25-PV-1601 Bypass line (I/V U/S Flange)	158	"	Flange	0	0	0	0	0	0
159	10-02-2026	25-PV-1601 Bypass line (I/V D/S Flange)	159	"	Flange	0	0	0	0	0	0

Sr.No.	Date	Location	Tag No.	Line Size	Componenet Type	Screening Value (PPM) before Repair	Emission Kg/Hr	Emission Kg/day	Screening Value (PPM) afterRepair	Emission Kg/Hr	Emission Kg/day
160	10-02-2026	25-PV-1601 Bypass line (I/V Flange (Bonnet)	160	"	Flange	0	0	0	0	0	0
161	10-02-2026	25-PV-1601 Drain line (I/V Gland)	161	0.5 Inch	Valve	0	0	0	0	0	0
162	10-02-2026	25-PV-1601 Drain line (I/V Flange (Bonnet)	162	"	Flange	0	0	0	0	0	0
163	10-02-2026	25-PV-1601 Drain line (End Flange)	163	"	Flange	0	0	0	0	0	0
164	10-02-2026	25-PV-1602 (C/V Gland)	164	2 Inch	Valve	0	0	0	0	0	0
165	10-02-2026	25-PV-1602 (C/V U/S Flange)	165	"	Flange	0	0	0	0	0	0
166	10-02-2026	25-PV-1602 (C/V D/S Flange)	166	"	Flange	0	0	0	0	0	0
167	10-02-2026	25-PV-1602 (C/V Flange (Bonnet))	167	"	Flange	0	0	0	0	0	0
168	10-02-2026	25-PV-1602 U/S line (I/V Gland)	168	6 Inch	Valve	0	0	0	0	0	0
169	10-02-2026	25-PV-1602 U/S line (I/V U/S Flange)	169	"	Flange	0	0	0	0	0	0
170	10-02-2026	25-PV-1602 U/S line (I/V D/S Flange)	170	"	Flange	0	0	0	0	0	0
171	10-02-2026	25-PV-1602 U/S line (I/V Flange (Bonnet))	171	"	Flange	0	0	0	0	0	0
172	10-02-2026	25-PV-1602 D/S line (I/V Gland)	172	4 Inch	Valve	0	0	0	0	0	0
173	10-02-2026	25-PV-1602 D/S line (I/V U/S Flange)	173	"	Flange	0	0	0	0	0	0
174	10-02-2026	25-PV-1602 D/S line (I/V D/S Flange)	174	"	Flange	0	0	0	0	0	0
175	10-02-2026	25-PV-1602 D/S line (I/V Flange (Bonnet))	175	"	Flange	0	0	0	0	0	0
176	10-02-2026	25-PV-1602 Bypass line (I/V Gland)	176	"	Valve	0	0	0	0	0	0
177	10-02-2026	25-PV-1602 Bypass line (I/V U/S Flange)	177	"	Flange	0	0	0	0	0	0
178	10-02-2026	25-PV-1602 Bypass line (I/V D/S Flange)	178	"	Flange	0	0	0	0	0	0
179	10-02-2026	25-PV-1602 Bypass line (I/V Flange (Bonnet))	179	"	Flange	0	0	0	0	0	0
180	10-02-2026	25-PV-1602 Drain line (I/V Gland)	180	0.5 Inch	Valve	0	0	0	0	0	0
181	10-02-2026	25-PV-1602 Drain line (I/V Flange (Bonnet)	181	"	Flange	0	0	0	0	0	0
182	10-02-2026	25-PV-1602 Drain line (End Flange)	182	"	Flange	0	0	0	0	0	0
183	10-02-2026	47-P-103A Suction line (I/V Gland)	183	4 Inch	Valve	0	0	0	0	0	0
184	10-02-2026	47-P-103A Suction line (I/V U/S Flange)	184	"	Flange	0	0	0	0	0	0
185	10-02-2026	47-P-103A Suction line (I/V D/S Flange)	185	"	Flange	0	0	0	0	0	0
186	10-02-2026	47-P-103A Suction line (I/V Flange (Bonnet)	186	"	Flange	0	0	0	0	0	0
187	10-02-2026	47-P-103A Discharge line (I/V Gland)	187	3 Inch	Valve	0	0	0	0	0	0
188	10-02-2026	47-P-103A Discharge line (I/V U/S Flange)	188	"	Flange	0	0	0	0	0	0
189	10-02-2026	47-P-103A Discharge line (I/V D/S Flange)	189	"	Flange	0	0	0	0	0	0
190	10-02-2026	47-P-103A Discharge line (I/V Flange (Bonnet)	190	"	Flange	0	0	0	0	0	0
191	10-02-2026	47-P-103A Discharge line (NRV U/S Flange)	191	"	Flange	0	0	0	0	0	0
192	10-02-2026	47-P-103A Discharge line (NRV Top Flange)	192	"	Flange	0	0	0	0	0	0
193	10-02-2026	47-P-103B Suction line (I/V Gland)	193	4 Inch	Valve	0	0	0	0	0	0
194	10-02-2026	47-P-103B Suction line (I/V U/S Flange)	194	"	Flange	0	0	0	0	0	0
195	10-02-2026	47-P-103B Suction line (I/V D/S Flange)	195	"	Flange	0	0	0	0	0	0
196	10-02-2026	47-P-103B Suction line (I/V Flange (Bonnet))	196	"	Flange	0	0	0	0	0	0
197	10-02-2026	47-P-103B Discharge line (I/V Gland)	197	3 Inch	Valve	0	0	0	0	0	0
198	10-02-2026	47-P-103B Discharge line (I/V U/S Flange)	198	"	Flange	0	0	0	0	0	0
199	10-02-2026	47-P-103B Discharge line (I/V D/S Flange)	199	"	Flange	0	0	0	0	0	0

Sr.No.	Date	Location	Tag No.	Line Size	Componenet Type	Screening Value (PPM) before Repair	Emission Kg/Hr	Emission Kg/day	Screening Value (PPM) afterRepair	Emission Kg/Hr	Emission Kg/day
200	10-02-2026	47-P-103B Discharge line (I/V Flange (Bonnet))	200	"	Flange	0	0	0	0	0	0
201	10-02-2026	47-P-103B Discharge line (NRV U/S Flange)	201	"	Flange	0	0	0	0	0	0
202	10-02-2026	47-P-103B Discharge line (NRV Top Flange)	202	"	Flange	0	0	0	0	0	0
203	10-02-2026	47-P-103C Suction line (I/V Gland)	203	4 Inch	Valve	0	0	0	0	0	0
204	10-02-2026	47-P-103C Suction line (I/V U/S Flange)	204	"	Flange	0	0	0	0	0	0
205	10-02-2026	47-P-103C Suction line (I/V D/S Flange)	205	"	Flange	0	0	0	0	0	0
206	10-02-2026	47-P-103C Suction line (I/V Flange (Bonnet)	206	"	Flange	0	0	0	0	0	0
207	10-02-2026	47-P-103C Discharge line (I/V Gland)	207	3 Inch	Valve	0	0	0	0	0	0
208	10-02-2026	47-P-103C Discharge line (I/V U/S Flange)	208	"	Flange	0	0	0	0	0	0
209	10-02-2026	47-P-103C Discharge line (I/V D/S Flange)	209	"	Flange	0	0	0	0	0	0
210	10-02-2026	47-P-103C Discharge line (I/V Flange (Bonnet)	210	"	Flange	0	0	0	0	0	0
211	10-02-2026	47-P-103C Discharge line (NRV U/S Flange)	211	"	Flange	0	0	0	0	0	0
212	10-02-2026	47-P-103C Discharge line (NRV Top Flange)	212	"	Flange	0	0	0	0	0	0
213	10-02-2026	47-P-103D Suction line (I/V Gland)	213	4 Inch	Valve	0	0	0	0	0	0
214	10-02-2026	47-P-103D Suction line (I/V U/S Flange)	214	"	Flange	0	0	0	0	0	0
215	10-02-2026	47-P-103D Suction line (I/V D/S Flange)	215	"	Flange	0	0	0	0	0	0
216	10-02-2026	47-P-103D Suction line (I/V Flange (Bonnet))	216	"	Flange	0	0	0	0	0	0
217	10-02-2026	47-P-103D Discharge line (I/V Gland)	217	3 Inch	Valve	0	0	0	0	0	0
218	10-02-2026	47-P-103D Discharge line (I/V U/S Flange)	218	"	Flange	0	0	0	0	0	0
219	10-02-2026	47-P-103D Discharge line (I/V D/S Flange)	219	"	Flange	0	0	0	0	0	0
220	10-02-2026	47-P-103D Discharge line (I/V Flange (Bonnet))	220	"	Flange	0	0	0	0	0	0
221	10-02-2026	47-P-103D Discharge line (NRV U/S Flange)	221	"	Flange	0	0	0	0	0	0
222	10-02-2026	47-P-103D Discharge line (NRV Top Flange)	222	"	Flange	0	0	0	0	0	0
223	10-02-2026	47-P-105A Suction line (I/V Gland)	223	4 Inch	Valve	0	0	0	0	0	0
224	10-02-2026	47-P-105A Suction line (I/V U/S Flange)	224	"	Flange	0	0	0	0	0	0
225	10-02-2026	47-P-105A Suction line (I/V D/S Flange)	225	"	Flange	0	0	0	0	0	0
226	10-02-2026	47-P-105A Suction line (I/V Flange (Bonnet)	226	"	Flange	0	0	0	0	0	0
227	10-02-2026	47-P-105A Discharge line (I/V Gland)	227	3 Inch	Valve	0	0	0	0	0	0
228	10-02-2026	47-P-105A Discharge line (I/V U/S Flange)	228	"	Flange	0	0	0	0	0	0
229	10-02-2026	47-P-105A Discharge line (I/V D/S Flange)	229	"	Flange	0	0	0	0	0	0
230	10-02-2026	47-P-105A Discharge line (I/V Flange (Bonnet)	230	"	Flange	0	0	0	0	0	0
231	10-02-2026	47-P-105A Discharge line (NRV U/S Flange)	231	"	Flange	0	0	0	0	0	0
232	10-02-2026	47-P-105A Discharge line (NRV Top Flange)	232	"	Flange	0	0	0	0	0	0
233	10-02-2026	47-P-105B Suction line (I/V Gland)	233	4 Inch	Valve	0	0	0	0	0	0
234	10-02-2026	47-P-105B Suction line (I/V U/S Flange)	234	"	Flange	0	0	0	0	0	0
235	10-02-2026	47-P-105B Suction line (I/V D/S Flange)	235	"	Flange	0	0	0	0	0	0
236	10-02-2026	47-P-105B Suction line (I/V Flange (Bonnet))	236	"	Flange	0	0	0	0	0	0
237	10-02-2026	47-P-105B Discharge line (I/V Gland)	237	3 Inch	Valve	0	0	0	0	0	0
238	10-02-2026	47-P-105B Discharge line (I/V U/S Flange)	238	"	Flange	0	0	0	0	0	0
239	10-02-2026	47-P-105B Discharge line (I/V D/S Flange)	239	"	Flange	0	0	0	0	0	0

Sr.No.	Date	Location	Tag No.	Line Size	Componenet Type	Screening Value (PPM) before Repair	Emission Kg/Hr	Emission Kg/day	Screening Value (PPM) afterRepair	Emission Kg/Hr	Emission Kg/day
240	10-02-2026	47-P-105B Discharge line (I/V Flange (Bonnet))	240	"	Flange	0	0	0	0	0	0
241	10-02-2026	47-P-105B Discharge line (NRV U/S Flange)	241	"	Flange	0	0	0	0	0	0
242	10-02-2026	47-P-105B Discharge line (NRV Top Flange)	242	"	Flange	0	0	0	0	0	0
243	10-02-2026	47-P-102A Suction line (I/V Gland)	243	4 Inch	Valve	0	0	0	0	0	0
244	10-02-2026	47-P-102A Suction line (I/V U/S Flange)	244	"	Flange	0	0	0	0	0	0
245	10-02-2026	47-P-102A Suction line (I/V D/S Flange)	245	"	Flange	0	0	0	0	0	0
246	10-02-2026	47-P-102A Suction line (I/V Flange (Bonnet)	246	"	Flange	0	0	0	0	0	0
247	10-02-2026	47-P-102A Discharge line (I/V Gland)	247	3 Inch	Valve	0	0	0	0	0	0
248	10-02-2026	47-P-102A Discharge line (I/V U/S Flange)	248	"	Flange	0	0	0	0	0	0
249	10-02-2026	47-P-102A Discharge line (I/V D/S Flange)	249	"	Flange	0	0	0	0	0	0
250	10-02-2026	47-P-102A Discharge line (I/V Flange (Bonnet)	250	"	Flange	0	0	0	0	0	0
251	10-02-2026	47-P-102A Discharge line (NRV U/S Flange)	251	"	Flange	0	0	0	0	0	0
252	10-02-2026	47-P-102A Discharge line (NRV Top Flange)	252	"	Flange	0	0	0	0	0	0
253	10-02-2026	47-P-102B Suction line (I/V Gland)	253	4 Inch	Valve	0	0	0	0	0	0
254	10-02-2026	47-P-102B Suction line (I/V U/S Flange)	254	"	Flange	0	0	0	0	0	0
255	10-02-2026	47-P-102B Suction line (I/V D/S Flange)	255	"	Flange	0	0	0	0	0	0
256	10-02-2026	47-P-102B Suction line (I/V Flange (Bonnet))	256	"	Flange	0	0	0	0	0	0
257	10-02-2026	47-P-102B Discharge line (I/V Gland)	257	3 Inch	Valve	0	0	0	0	0	0
258	10-02-2026	47-P-102B Discharge line (I/V U/S Flange)	258	"	Flange	0	0	0	0	0	0
259	10-02-2026	47-P-102B Discharge line (I/V D/S Flange)	259	"	Flange	0	0	0	0	0	0
260	10-02-2026	47-P-102B Discharge line (I/V Flange (Bonnet))	260	"	Flange	0	0	0	0	0	0
261	10-02-2026	47-P-102B Discharge line (NRV U/S Flange)	261	"	Flange	0	0	0	0	0	0
262	10-02-2026	47-P-102B Discharge line (NRV Top Flange)	262	"	Flange	0	0	0	0	0	0
263	10-02-2026	47-P-101A Suction line (I/V Gland)	263	6 Inch	Valve	0	0	0	0	0	0
264	10-02-2026	47-P-101A Suction line (I/V U/S Flange)	264	"	Flange	0	0	0	0	0	0
265	10-02-2026	47-P-101A Suction line (I/V D/S Flange)	265	"	Flange	0	0	0	0	0	0
266	10-02-2026	47-P-101A Suction line (I/V Flange (Bonnet)	266	"	Flange	0	0	0	0	0	0
267	10-02-2026	47-P-101A Discharge line (I/V Gland)	267	3 Inch	Valve	0	0	0	0	0	0
268	10-02-2026	47-P-101A Discharge line (I/V U/S Flange)	268	"	Flange	0	0	0	0	0	0
269	10-02-2026	47-P-101A Discharge line (I/V D/S Flange)	269	"	Flange	0	0	0	0	0	0
270	10-02-2026	47-P-101A Discharge line (I/V Flange (Bonnet)	270	"	Flange	0	0	0	0	0	0
271	10-02-2026	47-P-101A Discharge line (NRV U/S Flange)	271	"	Flange	0	0	0	0	0	0
272	10-02-2026	47-P-101A Discharge line (NRV Top Flange)	272	"	Flange	0	0	0	0	0	0
273	10-02-2026	47-P-101B Suction line (I/V Gland)	273	6 Inch	Valve	0	0	0	0	0	0
274	10-02-2026	47-P-101B Suction line (I/V U/S Flange)	274	"	Flange	0	0	0	0	0	0
275	10-02-2026	47-P-101B Suction line (I/V D/S Flange)	275	"	Flange	0	0	0	0	0	0
276	10-02-2026	47-P-101B Suction line (I/V Flange (Bonnet))	276	"	Flange	0	0	0	0	0	0
277	10-02-2026	47-P-101B Discharge line (I/V Gland)	277	4 Inch	Valve	0	0	0	0	0	0
278	10-02-2026	47-P-101B Discharge line (I/V U/S Flange)	278	"	Flange	0	0	0	0	0	0
279	10-02-2026	47-P-101B Discharge line (I/V D/S Flange)	279	"	Flange	0	0	0	0	0	0

Sr.No.	Date	Location	Tag No.	Line Size	Componenet Type	Screening Value (PPM) before Repair	Emission Kg/Hr	Emission Kg/day	Screening Value (PPM) afterRepair	Emission Kg/Hr	Emission Kg/day
280	10-02-2026	47-P-101B Discharge line (I/V Flange (Bonnet))	280	"	Flange	0	0	0	0	0	0
281	10-02-2026	47-P-101B Discharge line (NRV U/S Flange)	281	"	Flange	0	0	0	0	0	0
282	10-02-2026	47-P-101B Discharge line (NRV Top Flange)	282	"	Flange	0	0	0	0	0	0
283	10-02-2026	47-P-104A Suction line (I/V Gland)	283	3 Inch	Valve	0	0	0	0	0	0
284	10-02-2026	47-P-104A Suction line (I/V U/S Flange)	284	"	Flange	0	0	0	0	0	0
285	10-02-2026	47-P-104A Suction line (I/V D/S Flange)	285	"	Flange	0	0	0	0	0	0
286	10-02-2026	47-P-104A Suction line (I/V Flange (Bonnet)	286	"	Flange	0	0	0	0	0	0
287	10-02-2026	47-P-104A Discharge line (I/V Gland)	287	2 Inch	Valve	0	0	0	0	0	0
288	10-02-2026	47-P-104A Discharge line (I/V U/S Flange)	288	"	Flange	0	0	0	0	0	0
289	10-02-2026	47-P-104A Discharge line (I/V D/S Flange)	289	"	Flange	0	0	0	0	0	0
290	10-02-2026	47-P-104A Discharge line (I/V Flange (Bonnet)	290	"	Flange	0	0	0	0	0	0
291	10-02-2026	47-P-104A Discharge line (NRV U/S Flange)	291	"	Flange	0	0	0	0	0	0
292	10-02-2026	47-P-104A Discharge line (NRV Top Flange)	292	"	Flange	0	0	0	0	0	0
293	10-02-2026	47-P-104A Discharge line drain (I/V Gland)	293	0.5 Inch	Flange	0	0	0	0	0	0
294	10-02-2026	47-P-104B Suction line (I/V Gland)	294	3 Inch	Valve	0	0	0	0	0	0
295	10-02-2026	47-P-104B Suction line (I/V U/S Flange)	295	"	Flange	0	0	0	0	0	0
296	10-02-2026	47-P-104B Suction line (I/V D/S Flange)	296	"	Flange	0	0	0	0	0	0
297	10-02-2026	47-P-104B Suction line (I/V Flange (Bonnet))	297	"	Flange	0	0	0	0	0	0
298	10-02-2026	47-P-104B Discharge line (I/V Gland)	298	2 Inch	Valve	0	0	0	0	0	0
299	10-02-2026	47-P-104B Discharge line (I/V U/S Flange)	299	"	Flange	0	0	0	0	0	0
300	10-02-2026	47-P-104B Discharge line (I/V D/S Flange)	300	"	Flange	0	0	0	0	0	0
301	10-02-2026	47-P-104B Discharge line (I/V Flange (Bonnet))	301	"	Flange	0	0	0	0	0	0
302	10-02-2026	47-P-104B Discharge line (NRV U/S Flange)	302	"	Flange	0	0	0	0	0	0
303	10-02-2026	47-P-104B Discharge line (NRV Top Flange)	303	"	Flange	0	0	0	0	0	0
304	10-02-2026	47-P-014A Suction line (I/V Gland)	304	8 Inch	Valve	0	0	0	0	0	0
305	10-02-2026	47-P-014A Suction line (I/V U/S Flange)	305	"	Flange	0	0	0	0	0	0
306	10-02-2026	47-P-014A Suction line (I/V D/S Flange)	306	"	Flange	0	0	0	0	0	0
307	10-02-2026	47-P-014A Suction line (I/V Flange (Bonnet)	307	"	Flange	0	0	0	0	0	0
308	10-02-2026	47-P-014A Discharge line (I/V Gland)	308	6 Inch	Valve	0	0	0	0	0	0
309	10-02-2026	47-P-014A Discharge line (I/V U/S Flange)	309	"	Flange	0	0	0	0	0	0
310	10-02-2026	47-P-014A Discharge line (I/V D/S Flange)	310	"	Flange	0	0	0	0	0	0
311	10-02-2026	47-P-014A Discharge line (I/V Flange (Bonnet)	311	"	Flange	0	0	0	0	0	0
312	10-02-2026	47-P-014A Discharge line (NRV U/S Flange)	312	"	Flange	0	0	0	0	0	0
313	10-02-2026	47-P-014A Discharge line (NRV Top Flange)	313	"	Flange	0	0	0	0	0	0
314	10-02-2026	47-P-014B Suction line (I/V Gland)	314	8 Inch	Valve	0	0	0	0	0	0
315	10-02-2026	47-P-014B Suction line (I/V U/S Flange)	315	"	Flange	0	0	0	0	0	0
316	10-02-2026	47-P-014B Suction line (I/V D/S Flange)	316	"	Flange	0	0	0	0	0	0
317	10-02-2026	47-P-014B Suction line (I/V Flange (Bonnet))	317	"	Flange	0	0	0	0	0	0
318	10-02-2026	47-P-014B Discharge line (I/V Gland)	318	6 Inch	Valve	0	0	0	0	0	0
319	10-02-2026	47-P-014B Discharge line (I/V U/S Flange)	319	"	Flange	0	0	0	0	0	0

Sr.No.	Date	Location	Tag No.	Line Size	Componenet Type	Screening Value (PPM) before Repair	Emission Kg/Hr	Emission Kg/day	Screening Value (PPM) afterRepair	Emission Kg/Hr	Emission Kg/day
320	10-02-2026	47-P-014B Discharge line (I/V D/S Flange)	320	"	Flange	0	0	0	0	0	0
321	10-02-2026	47-P-014B Discharge line (I/V Flange (Bonnet))	321	"	Flange	0	0	0	0	0	0
322	10-02-2026	47-P-014B Discharge line (NRV Top Flange)	322	"	Flange	0	0	0	0	0	0
323	10-02-2026	47-P-014B Discharge line (NRV U/S Flange)	323	"	Flange	0	0	0	0	0	0
324	10-02-2026	SRN To Tank-1721/SRN Pump Suction 1st/west (I/V Gland)	324	6 Inch	Valve	0	0	0	0	0	0
325	10-02-2026	SRN To Tank-1721/SRN Pump Suction 1st/west (I/V U/S Flange)	325	"	Flange	0	0	0	0	0	0
326	10-02-2026	SRN To Tank-1721/SRN Pump Suction 1st/west (I/V D/S Flange)	326	"	Flange	0	0	0	0	0	0
327	10-02-2026	SRN To Tank-1721/SRN Pump Suction 1st/west (I/V Flange (Bonnet)	327	"	Flange	0	0	0	0	0	0
328	10-02-2026	SRN To Tank-1721/SRN Pump Suction 2nd/middle (I/V Gland)	328	"	Valve	0	0	0	0	0	0
329	10-02-2026	SRN To Tank-1721/SRN Pump Suction 2nd/middle (I/V U/S Flange)	329	"	Flange	0	0	0	0	0	0
330	10-02-2026	SRN To Tank-1721/SRN Pump Suction 2nd/middle (I/V D/S Flange)	330	"	Flange	0	0	0	0	0	0
331	10-02-2026	SRN To Tank-1721/SRN Pump Suction 2nd/middle (I/V Flange (Bonnet)	331	"	Flange	0	0	0	0	0	0
332	10-02-2026	SRN To Tank-1721/SRN Pump Suction 3rd/east (I/V Gland)	332	"	Valve	0	0	0	0	0	0
333	10-02-2026	SRN To Tank-1721/SRN Pump Suction 3rd/east (I/V U/S Flange)	333	"	Flange	0	0	0	0	0	0
334	10-02-2026	SRN To Tank-1721/SRN Pump Suction 3rd/east (I/V D/S Flange)	334	"	Flange	0	0	0	0	0	0
335	10-02-2026	SRN To Tank-1721/SRN Pump Suction 3rd/east (I/V Flange (Bonnet)	335	"	Flange	0	0	0	0	0	0
336	10-02-2026	CDU-I SRN To Tank-1721/SRN From CDU-I R/D 1st/east (I/V Gland)	336	4 Inch	Valve	717.5	0.000592	0.014212	717.5	0.000592	0.014212
337	10-02-2026	CDU-I SRN To Tank-1721/SRN From CDU-I R/D 1st/east (I/V U/S Flange)	337	"	Flange	0	0	0	0	0	0
338	10-02-2026	CDU-I SRN To Tank-1721/SRN From CDU-I R/D 1st/east (I/V D/S Flange)	338	"	Flange	0	0	0	0	0	0
339	10-02-2026	CDU-I SRN To Tank-1721/SRN From CDU-I R/D 1st/east (I/V Flange (Bonnet)	339	"	Flange	0	0	0	0	0	0
340	10-02-2026	CDU-I SRN To Tank-1721/SRN From CDU-I R/D 2nd/middle (I/V Gland)	340	"	Valve	0	0	0	0	0	0
341	10-02-2026	CDU-I SRN To Tank-1721/SRN From CDU-I R/D 2nd/middle (I/V U/S Flange)	341	"	Flange	0	0	0	0	0	0
342	10-02-2026	CDU-I SRN To Tank-1721/SRN From CDU-I R/D 2nd/middle (I/V D/S Flange)	342	"	Flange	0	0	0	0	0	0
343	10-02-2026	CDU-I SRN To Tank-1721/SRN From CDU-I R/D 2nd/middle (I/V Flange (Bonnet)	343	"	Flange	0	0	0	0	0	0
344	10-02-2026	CDU-I SRN To Tank-1721/SRN From CDU-I R/D 3rd/west (I/V Gland)	344	"	Valve	0	0	0	0	0	0
345	10-02-2026	CDU-I SRN To Tank-1721/SRN From CDU-I R/D 3rd/west (I/V U/S Flange)	345	"	Flange	0	0	0	0	0	0
346	10-02-2026	CDU-I SRN To Tank-1721/SRN From CDU-I R/D 3rd/west (I/V D/S Flange)	346	"	Flange	0	0	0	0	0	0
347	10-02-2026	CDU-I SRN To Tank-1721/SRN From CDU-I R/D 3rd/west (I/V Flange (Bonnet)	347	"	Flange	0	0	0	0	0	0
348	10-02-2026	CDU-II SRN To Tank-1721/SRN From CDU-II 1st/east (I/V Gland)	348	4 Inch	Valve	0	0	0	0	0	0
349	10-02-2026	CDU-II SRN To Tank-1721/SRN From CDU-II 1st/east (I/V U/S Flange)	349	"	Flange	0	0	0	0	0	0
350	10-02-2026	CDU-II SRN To Tank-1721/SRN From CDU-II 1st/east (I/V D/S Flange)	350	"	Flange	0	0	0	0	0	0
351	10-02-2026	CDU-II SRN To Tank-1721/SRN From CDU-II 1st/east (I/V Flange (Bonnet)	351	"	Flange	0	0	0	0	0	0
352	10-02-2026	CDU-II SRN To Tank-1721/SRN From CDU-II 2nd/middle (I/V Gland)	352	"	Valve	0	0	0	0	0	0
353	10-02-2026	CDU-II SRN To Tank-1721/SRN From CDU-II 2nd/middle (I/V U/S Flange)	353	"	Flange	0	0	0	0	0	0
354	10-02-2026	CDU-II SRN To Tank-1721/SRN From CDU-II 2nd/middle (I/V D/S Flange)	354	"	Flange	0	0	0	0	0	0
355	10-02-2026	CDU-II SRN To Tank-1721/SRN From CDU-II 2nd/middle (I/V Flange (Bonnet)	355	"	Flange	0	0	0	0	0	0
356	10-02-2026	CDU-II SRN To Tank-1721/SRN From CDU-II 3rd/west(I/V Gland)	356	"	Valve	0	0	0	0	0	0
357	10-02-2026	CDU-II SRN To Tank-1721/SRN From CDU-II 3rd/west(I/V U/S Flange)	357	"	Flange	0	0	0	0	0	0
358	10-02-2026	CDU-II SRN To Tank-1721/SRN From CDU-II 3rd/west(I/V D/S Flange)	358	"	Flange	0	0	0	0	0	0
359	10-02-2026	CDU-II SRN To Tank-1721/SRN From CDU-II 3rd/west(I/V Flange (Bonnet)	359	"	Flange	0	0	0	0	0	0

Sr.No.	Date	Location	Tag No.	Line Size	Componenet Type	Screening Value (PPM) before Repair	Emission Kg/Hr	Emission Kg/day	Screening Value (PPM) afterRepair	Emission Kg/Hr	Emission Kg/day
360	10-02-2026	SRN Pump Suction line 1st/west (I/V Gland)	360	6 Inch	Valve	0	0	0	0	0	0
361	10-02-2026	SRN Pump Suction line 1st/west (I/V U/S Flange)	361	"	Flange	0	0	0	0	0	0
362	10-02-2026	SRN Pump Suction line 1st/west (I/V D/S Flange)	362	"	Flange	0	0	0	0	0	0
363	10-02-2026	SRN Pump Suction line 1st/west (I/V Flange (Bonnet)	363	"	Flange	0	0	0	0	0	0
364	10-02-2026	SRN Pump Suction line 2nd/middle (I/V Gland)	364	"	Valve	0	0	0	0	0	0
365	10-02-2026	SRN Pump Suction line 2nd/middle (I/V U/S Flange)	365	"	Flange	0	0	0	0	0	0
366	10-02-2026	SRN Pump Suction line 2nd/middle (I/V D/S Flange)	366	"	Flange	0	0	0	0	0	0
367	10-02-2026	SRN Pump Suction line 2nd/middle (I/V Flange (Bonnet)	367	"	Flange	0	0	0	0	0	0
368	10-02-2026	SRN Pump Suction line 3rd/east (I/V Gland)	368	"	Valve	0	0	0	0	0	0
369	10-02-2026	SRN Pump Suction line 3rd/east (I/V U/S Flange)	369	"	Flange	0	0	0	0	0	0
370	10-02-2026	SRN Pump Suction line 3rd/east (I/V D/S Flange)	370	"	Flange	0	0	0	0	0	0
371	10-02-2026	SRN Pump Suction line 3rd/east (I/V Flange (Bonnet)	371	"	Flange	0	0	0	0	0	0
372	10-02-2026	SRN CDU-I R/D Tank-1723/SRN R/D From CDU-I Tank-1723 line 1st/east(I/V Gland)	372	4 Inch	Valve	0	0	0	0	0	0
373	10-02-2026	SRN CDU-I R/D Tank-1723/SRN R/D From CDU-I Tank-1723 line 1st/east(I/V U/S Flange)	373	"	Flange	0	0	0	0	0	0
374	10-02-2026	SRN CDU-I R/D Tank-1723/SRN R/D From CDU-I Tank-1723 line 1st/east(I/V D/S Flange)	374	"	Flange	0	0	0	0	0	0
375	10-02-2026	SRN CDU-I R/D Tank-1723/SRN R/D From CDU-I Tank-1723 line 1st/east(I/V Flange (Bonnet)	375	"	Flange	0	0	0	0	0	0
376	10-02-2026	SRN CDU-I R/D Tank-1723/SRN R/D From CDU-I Tank-1723 line 2nd/middle (I/V Gland)	376	"	Valve	0	0	0	0	0	0
377	10-02-2026	SRN CDU-I R/D Tank-1723/SRN R/D From CDU-I Tank-1723 line 2nd/middle (I/V U/S Flange)	377	"	Flange	0	0	0	0	0	0
378	10-02-2026	SRN CDU-I R/D Tank-1723/SRN R/D From CDU-I Tank-1723 line 2nd/middle (I/V D/S Flange)	378	"	Flange	0	0	0	0	0	0
379	10-02-2026	SRN CDU-I R/D Tank-1723/SRN R/D From CDU-I Tank-1723 line 2nd/middle (I/V Flange (Bonnet)	379	"	Flange	0	0	0	0	0	0
380	10-02-2026	SRN CDU-I R/D Tank-1723/SRN R/D From CDU-I Tank-1723 line 3rd/west(I/V Gland)	380	"	Valve	0	0	0	0	0	0
381	10-02-2026	SRN CDU-I R/D Tank-1723/SRN R/D From CDU-I Tank-1723 line 3rd/west(I/V U/S Flange)	381	"	Flange	0	0	0	0	0	0
382	10-02-2026	SRN CDU-I R/D Tank-1723/SRN R/D From CDU-I Tank-1723 line 3rd/west(I/V D/S Flange)	382	"	Flange	0	0	0	0	0	0
383	10-02-2026	SRN CDU-I R/D Tank-1723/SRN R/D From CDU-I Tank-1723 line 3rd/west(I/V Flange (Bonnet)	383	"	Flange	0	0	0	0	0	0
384	10-02-2026	SRN CDU-II R/D Tank-1723/SRN R/D From CDU-II T-1723 line 1st/ east(I/V Gland)	384	4 Inch	Valve	0	0	0	0	0	0
385	10-02-2026	SRN CDU-II R/D Tank-1723/SRN R/D From CDU-II T-1723 line 1st/ east(I/V U/S Flange)	385	"	Flange	0	0	0	0	0	0
386	10-02-2026	SRN CDU-II R/D Tank-1723/SRN R/D From CDU-II T-1723 line 1st/ east(I/V D/S Flange)	386	"	Flange	0	0	0	0	0	0
387	10-02-2026	SRN CDU-II R/D Tank-1723/SRN R/D From CDU-II T-1723 line 1st/ east(I/V Flange (Bonnet)	387	"	Flange	0	0	0	0	0	0
388	10-02-2026	SRN CDU-II R/D Tank-1723/SRN R/D From CDU-II T-1723 line 2nd/middle(I/V Gland)	388	"	Valve	0	0	0	0	0	0
389	10-02-2026	SRN CDU-II R/D Tank-1723/SRN R/D From CDU-II T-1723 line 2nd/middle(I/V U/S Flange)	389	"	Flange	0	0	0	0	0	0
390	10-02-2026	SRN CDU-II R/D Tank-1723/SRN R/D From CDU-II T-1723 line 2nd/middle(I/V D/S Flange)	390	"	Flange	0	0	0	0	0	0
391	10-02-2026	SRN CDU-II R/D Tank-1723/SRN R/D From CDU-II T-1723 line 2nd/middle(I/V Flange (Bonnet)	391	"	Flange	0	0	0	0	0	0
392	10-02-2026	SRN CDU-II R/D Tank-1723/SRN R/D From CDU-II T-1723 line 3rd/west(I/V Gland)	392	"	Valve	0	0	0	0	0	0
393	10-02-2026	SRN CDU-II R/D Tank-1723/SRN R/D From CDU-II T-1723 line 3rd/west(I/V U/S Flange)	393	"	Flange	0	0	0	0	0	0
394	10-02-2026	SRN CDU-II R/D Tank-1723/SRN R/D From CDU-II T-1723 line 3rd/west(I/V D/S Flange)	394	"	Flange	0	0	0	0	0	0
395	10-02-2026	SRN CDU-II R/D Tank-1723/SRN R/D From CDU-II T-1723 line 3rd/west(I/V Flange (Bonnet)	395	"	Flange	0	0	0	0	0	0
396	10-02-2026	TP-101-21A(T-1718) LCN Product From FCC 1st/east(I/V Gland)	396	4 Inch	Valve	0	0	0	0	0	0
397	10-02-2026	TP-101-21A(T-1718) LCN Product From FCC 1st/east(I/V U/S Flange)	397	"	Flange	0	0	0	0	0	0
398	10-02-2026	TP-101-21A(T-1718) LCN Product From FCC 1st/east(I/V D/S Flange)	398	"	Flange	0	0	0	0	0	0
399	10-02-2026	TP-101-21A(T-1718) LCN Product From FCC 1st/east(I/V Flange (Bonnet)	399	"	Flange	0	0	0	0	0	0

Sr.No.	Date	Location	Tag No.	Line Size	Componenet Type	Screening Value (PPM) before Repair	Emission Kg/Hr	Emission Kg/day	Screening Value (PPM) afterRepair	Emission Kg/Hr	Emission Kg/day
400	10-02-2026	TP-101-21A(T-1718) LCN Product From FCC 2nd/west (I/V Gland)	400	"	Valve	0	0	0	0	0	0
401	10-02-2026	TP-101-21A(T-1718) LCN Product From FCC 2nd/west (I/V U/S Flange)	401	"	Flange	0	0	0	0	0	0
402	10-02-2026	TP-101-21A(T-1718) LCN Product From FCC 2nd/west (I/V D/S Flange)	402	"	Flange	0	0	0	0	0	0
403	10-02-2026	TP-101-21A(T-1718) LCN Product From FCC 2nd/west (I/V Flange (Bonnet)	403	"	Flange	0	0	0	0	0	0
404	10-02-2026	TP-101-19A(T-1718) HCN Product From FCC 1st/east(I/V Gland)	404	"	Valve	0	0	0	0	0	0
405	10-02-2026	TP-101-19A(T-1718) HCN Product From FCC 1st/east(I/V U/S Flange)	405	"	Flange	0	0	0	0	0	0
406	10-02-2026	TP-101-19A(T-1718) HCN Product From FCC 1st/east(I/V D/S Flange)	406	"	Flange	0	0	0	0	0	0
407	10-02-2026	TP-101-19A(T-1718) HCN Product From FCC 1st/east(I/V Flange (Bonnet)	407	"	Flange	0	0	0	0	0	0
408	10-02-2026	TP-101-19A(T-1718) HCN Product From FCC 2nd/west (I/V Gland)	408	"	Valve	0	0	0	0	0	0
409	10-02-2026	TP-101-19A(T-1718) HCN Product From FCC 2nd/west (I/V U/S Flange)	409	"	Flange	0	0	0	0	0	0
410	10-02-2026	TP-101-19A(T-1718) HCN Product From FCC 2nd/west (I/V D/S Flange)	410	"	Flange	0	0	0	0	0	0
411	10-02-2026	TP-101-19A(T-1718) HCN Product From FCC 2nd/west (I/V Flange (Bonnet)	411	"	Flange	0	0	0	0	0	0
412	10-02-2026	TP-101-21B(T-1719) LCN Product From FCC line 1st/east (I/V Gland)	412	"	Valve	0	0	0	0	0	0
413	10-02-2026	TP-101-21B(T-1719) LCN Product From FCC line 1st/east (I/V U/S Flange)	413	"	Flange	0	0	0	0	0	0
414	10-02-2026	TP-101-21B(T-1719) LCN Product From FCC line 1st/east (I/V D/S Flange)	414	"	Flange	0	0	0	0	0	0
415	10-02-2026	TP-101-21B(T-1719) LCN Product From FCC line 1st/east (I/V Flange (Bonnet)	415	"	Flange	0	0	0	0	0	0
416	10-02-2026	TP-101-21B(T-1719) LCN Product From FCC line 2nd/west(I/V Gland)	416	"	Valve	0	0	0	0	0	0
417	10-02-2026	TP-101-21B(T-1719) LCN Product From FCC line 2nd/west(I/V U/S Flange)	417	"	Flange	0	0	0	0	0	0
418	10-02-2026	TP-101-21B(T-1719) LCN Product From FCC line 2nd/west(I/V D/S Flange)	418	"	Flange	0	0	0	0	0	0
419	10-02-2026	TP-101-21B(T-1719) LCN Product From FCC line 2nd/west(I/V Flange (Bonnet)	419	"	Flange	0	0	0	0	0	0
420	10-02-2026	TP-101-19B(T-1719) HCN Product From FCC line 1st/east (I/V Gland)	420	"	Valve	0	0	0	0	0	0
421	10-02-2026	TP-101-19B(T-1719) HCN Product From FCC line 1st/east (I/V U/S Flange)	421	"	Flange	0	0	0	0	0	0
422	10-02-2026	TP-101-19B(T-1719) HCN Product From FCC line 1st/east (I/V D/S Flange)	422	"	Flange	0	0	0	0	0	0
423	10-02-2026	TP-101-19B(T-1719) HCN Product From FCC line 1st/east (I/V Flange (Bonnet)	423	"	Flange	0	0	0	0	0	0
424	10-02-2026	TP-101-19B(T-1719) HCN Product From FCC line 2nd/west (I/V Gland)	424	"	Valve	0	0	0	0	0	0
425	10-02-2026	TP-101-19B(T-1719) HCN Product From FCC line 2nd/west (I/V U/S Flange)	425	"	Flange	0	0	0	0	0	0
426	10-02-2026	TP-101-19B(T-1719) HCN Product From FCC line 2nd/west (I/V D/S Flange)	426	"	Flange	0	0	0	0	0	0
427	10-02-2026	TP-101-19B(T-1719) HCN Product From FCC line 2nd/west (I/V Flange (Bonnet)	427	"	Flange	0	0	0	0	0	0
428	11-02-2026	C.N Suction Tank-1713/C.N Tank-1713 Pump Suction 1st/west (I/V Gland)	428	4 Inch	Valve	2011	0.001148	0.027544	2011	0.001148	0.027544
429	11-02-2026	C.N Suction Tank-1713/C.N Tank-1713 Pump Suction 1st/west (I/V U/S Flange)	429	"	Flange	0	0	0	0	0	0
430	11-02-2026	C.N Suction Tank-1713/C.N Tank-1713 Pump Suction 1st/west (I/V D/S Flange)	430	"	Flange	0	0	0	0	0	0
431	11-02-2026	C.N Suction Tank-1713/C.N Tank-1713 Pump Suction 1st/west (I/V Flange (Bonnet)	431	"	Flange	0	0	0	0	0	0
432	11-02-2026	C.N Suction Tank-1713/C.N Tank-1713 Pump Suction 2nd/middle (I/V Gland)	432	"	Valve	0	0	0	0	0	0
433	11-02-2026	C.N Suction Tank-1713/C.N Tank-1713 Pump Suction 2nd/middle (I/V U/S Flange)	433	"	Flange	0	0	0	0	0	0
434	11-02-2026	C.N Suction Tank-1713/C.N Tank-1713 Pump Suction 2nd/middle (I/V D/S Flange)	434	"	Flange	0	0	0	0	0	0
435	11-02-2026	C.N Suction Tank-1713/C.N Tank-1713 Pump Suction 2nd/middle (I/V Flange (Bonnet)	435	"	Flange	0	0	0	0	0	0
436	11-02-2026	C.N Suction Tank-1713/C.N Tank-1713 Pump Suction 3rd/east (I/V Gland)	436	"	Valve	0	0	0	0	0	0
437	11-02-2026	C.N Suction Tank-1713/C.N Tank-1713 Pump Suction 3rd/east (I/V U/S Flange)	437	"	Flange	0	0	0	0	0	0
438	11-02-2026	C.N Suction Tank-1713/C.N Tank-1713 Pump Suction 3rd/east (I/V D/S Flange)	438	"	Flange	0	0	0	0	0	0
439	11-02-2026	C.N Suction Tank-1713/C.N Tank-1713 Pump Suction 3rd/east (I/V Flange (Bonnet)	439	"	Flange	0	0	0	0	0	0

Sr.No.	Date	Location	Tag No.	Line Size	Componenet Type	Screening Value (PPM) before Repair	Emission Kg/Hr	Emission Kg/day	Screening Value (PPM) afterRepair	Emission Kg/Hr	Emission Kg/day
440	11-02-2026	C.N R/D DCU-I-II Tank-1713 1st/east (I/V Gland)	440	3 Inch	Valve	0	0	0	0	0	0
441	11-02-2026	C.N R/D DCU-I-II Tank-1713 1st/east (I/V U/S Flange)	441	"	Flange	0	0	0	0	0	0
442	11-02-2026	C.N R/D DCU-I-II Tank-1713 1st/east (I/V D/S Flange)	442	"	Flange	0	0	0	0	0	0
443	11-02-2026	C.N R/D DCU-I-II Tank-1713 1st/east (I/V Flange (Bonnet)	443	"	Flange	0	0	0	0	0	0
444	11-02-2026	C.N R/D DCU-I-II Tank-1713 2nd/middle (I/V Gland)	444	"	Valve	0	0	0	0	0	0
445	11-02-2026	C.N R/D DCU-I-II Tank-1713 2nd/middle (I/V U/S Flange)	445	"	Flange	0	0	0	0	0	0
446	11-02-2026	C.N R/D DCU-I-II Tank-1713 2nd/middle (I/V D/S Flange)	446	"	Flange	0	0	0	0	0	0
447	11-02-2026	C.N R/D DCU-I-II Tank-1713 2nd/middle (I/V Flange (Bonnet)	447	"	Flange	0	0	0	0	0	0
448	11-02-2026	C.N R/D DCU-I-II Tank-1713 3rd/west (I/V Gland)	448	"	Valve	11502	0.003516	0.084382	11502	0.003516	0.084382
449	11-02-2026	C.N R/D DCU-I-II Tank-1713 3rd/west (I/V U/S Flange)	449	"	Flange	0	0	0	0	0	0
450	11-02-2026	C.N R/D DCU-I-II Tank-1713 3rd/west (I/V D/S Flange)	450	"	Flange	0	0	0	0	0	0
451	11-02-2026	C.N R/D DCU-I-II Tank-1713 3rd/west (I/V Flange (Bonnet)	451	"	Flange	0	0	0	0	0	0
452	11-02-2026	R.S Naph. R/D Tank-1725 1st/east(I/V Gland)	452	3 Inch	Valve	115.8	0.000184	0.004407	115.8	0.000184	0.004407
453	11-02-2026	R.S Naph. R/D Tank-1725 1st/east(I/V U/S Flange)	453	"	Flange	0	0	0	0	0	0
454	11-02-2026	R.S Naph. R/D Tank-1725 1st/east(I/V D/S Flange)	454	"	Flange	0	0	0	0	0	0
455	11-02-2026	R.S Naph. R/D Tank-1725 1st/east(I/V Flange (Bonnet)	455	"	Flange	0	0	0	0	0	0
456	11-02-2026	R.S Naph. R/D Tank-1725 2nd/middle (I/V Gland)	456	"	Valve	0	0	0	0	0	0
457	11-02-2026	R.S Naph. R/D Tank-1725 2nd/middle (I/V U/S Flange)	457	"	Flange	0	0	0	0	0	0
458	11-02-2026	R.S Naph. R/D Tank-1725 2nd/middle (I/V D/S Flange)	458	"	Flange	0	0	0	0	0	0
459	11-02-2026	R.S Naph. R/D Tank-1725 2nd/middle (I/V Flange (Bonnet)	459	"	Flange	0	0	0	0	0	0
460	11-02-2026	R.S Naph. R/D Tank-1725 3rd/west (I/V Gland)	460	"	Valve	0	0	0	0	0	0
461	11-02-2026	R.S Naph. R/D Tank-1725 3rd/west (I/V U/S Flange)	461	"	Flange	0	0	0	0	0	0
462	11-02-2026	R.S Naph. R/D Tank-1725 3rd/west (I/V D/S Flange)	462	"	Flange	0	0	0	0	0	0
463	11-02-2026	R.S Naph. R/D Tank-1725 3rd/west (I/V Flange (Bonnet)	463	"	Flange	0	0	0	0	0	0
464	11-02-2026	Pump Suction/Pump Suction Tank-1725 1st/west(I/V Gland)	464	4 Inch	Valve	0	0	0	0	0	0
465	11-02-2026	Pump Suction/Pump Suction Tank-1725 1st/west(I/V U/S Flange)	465	"	Flange	0	0	0	0	0	0
466	11-02-2026	Pump Suction/Pump Suction Tank-1725 1st/west(I/V D/S Flange)	466	"	Flange	0	0	0	0	0	0
467	11-02-2026	Pump Suction/Pump Suction Tank-1725 1st/west(I/V Flange (Bonnet)	467	"	Flange	0	0	0	0	0	0
468	11-02-2026	Pump Suction/Pump Suction Tank-1725 2nd/middle (I/V Gland)	468	"	Valve	0	0	0	0	0	0
469	11-02-2026	Pump Suction/Pump Suction Tank-1725 2nd/middle (I/V U/S Flange)	469	"	Flange	0	0	0	0	0	0
470	11-02-2026	Pump Suction/Pump Suction Tank-1725 2nd/middle (I/V D/S Flange)	470	"	Flange	0	0	0	0	0	0
471	11-02-2026	Pump Suction/Pump Suction Tank-1725 2nd/middle (I/V Flange (Bonnet)	471	"	Flange	0	0	0	0	0	0
472	11-02-2026	Pump Suction/Pump Suction Tank-1725 3rd/east (I/V Gland)	472	"	Valve	0	0	0	0	0	0
473	11-02-2026	Pump Suction/Pump Suction Tank-1725 3rd/east (I/V U/S Flange)	473	"	Flange	0	0	0	0	0	0
474	11-02-2026	Pump Suction/Pump Suction Tank-1725 3rd/east (I/V D/S Flange)	474	"	Flange	0	0	0	0	0	0
475	11-02-2026	Pump Suction/Pump Suction Tank-1725 3rd/east (I/V Flange (Bonnet)	475	"	Flange	0	0	0	0	0	0
476	11-02-2026	R.S Naph. R/D Tank-1724 1st/east(I/V Gland)	476	3 Inch	Valve	0	0	0	0	0	0
477	11-02-2026	R.S Naph. R/D Tank-1724 1st/east(I/V U/S Flange)	477	"	Flange	0	0	0	0	0	0
478	11-02-2026	R.S Naph. R/D Tank-1724 1st/east(I/V D/S Flange)	478	"	Flange	0	0	0	0	0	0
479	11-02-2026	R.S Naph. R/D Tank-1724 1st/east(I/V Flange (Bonnet)	479	"	Flange	0	0	0	0	0	0

Sr.No.	Date	Location	Tag No.	Line Size	Componenet Type	Screening Value (PPM) before Repair	Emission Kg/Hr	Emission Kg/day	Screening Value (PPM) afterRepair	Emission Kg/Hr	Emission Kg/day
480	11-02-2026	R.S Naph. R/D Tank-1724 2nd/middle (I/V Gland)	480	"	Valve	0	0	0	0	0	0
481	11-02-2026	R.S Naph. R/D Tank-1724 2nd/middle (I/V U/S Flange)	481	"	Flange	0	0	0	0	0	0
482	11-02-2026	R.S Naph. R/D Tank-1724 2nd/middle (I/V D/S Flange)	482	"	Flange	0	0	0	0	0	0
483	11-02-2026	R.S Naph. R/D Tank-1724 2nd/middle (I/V Flange (Bonnet)	483	"	Flange	0	0	0	0	0	0
484	11-02-2026	R.S Naph. R/D Tank-1724 3rd/west (I/V Gland)	484	"	Valve	0	0	0	0	0	0
485	11-02-2026	R.S Naph. R/D Tank-1724 3rd/west (I/V U/S Flange)	485	"	Flange	0	0	0	0	0	0
486	11-02-2026	R.S Naph. R/D Tank-1724 3rd/west (I/V D/S Flange)	486	"	Flange	0	0	0	0	0	0
487	11-02-2026	R.S Naph. R/D Tank-1724 3rd/west (I/V Flange (Bonnet)	487	"	Flange	0	0	0	0	0	0
488	11-02-2026	SG Suction Tank-1724/C.N Pump Suction TK-1724 1st/west (I/V Gland)	488	4 Inch	Valve	0	0	0	0	0	0
489	11-02-2026	SG Suction Tank-1724/C.N Pump Suction TK-1724 1st/west (I/V U/S Flange)	489	"	Flange	0	0	0	0	0	0
490	11-02-2026	SG Suction Tank-1724/C.N Pump Suction TK-1724 1st/west (I/V D/S Flange)	490	"	Flange	0	0	0	0	0	0
491	11-02-2026	SG Suction Tank-1724/C.N Pump Suction TK-1724 1st/west (I/V Flange (Bonnet)	491	"	Flange	0	0	0	0	0	0
492	11-02-2026	SG Suction Tank-1724/C.N Pump Suction TK-1724 2nd/middle (I/V Gland)	492	"	Valve	0	0	0	0	0	0
493	11-02-2026	SG Suction Tank-1724/C.N Pump Suction TK-1724 2nd/middle (I/V U/S Flange)	493	"	Flange	0	0	0	0	0	0
494	11-02-2026	SG Suction Tank-1724/C.N Pump Suction TK-1724 2nd/middle (I/V D/S Flange)	494	"	Flange	0	0	0	0	0	0
495	11-02-2026	SG Suction Tank-1724/C.N Pump Suction TK-1724 2nd/middle (I/V Flange (Bonnet)	495	"	Flange	0	0	0	0	0	0
496	11-02-2026	SG Suction Tank-1724/C.N Pump Suction TK-1724 3rd/east (I/V Gland)	496	"	Valve	0	0	0	0	0	0
497	11-02-2026	SG Suction Tank-1724/C.N Pump Suction TK-1724 3rd/east (I/V U/S Flange)	497	"	Flange	0	0	0	0	0	0
498	11-02-2026	SG Suction Tank-1724/C.N Pump Suction TK-1724 3rd/east (I/V D/S Flange)	498	"	Flange	0	0	0	0	0	0
499	11-02-2026	SG Suction Tank-1724/C.N Pump Suction TK-1724 3rd/east (I/V Flange (Bonnet)	499	"	Flange	0	0	0	0	0	0
500	11-02-2026	Pump Suction Tank-1722/C.N Pump Suction Tank-1722 1st/west(I/V Gland)	500	4 Inch	Valve	0	0	0	0	0	0
501	11-02-2026	Pump Suction Tank-1722/C.N Pump Suction Tank-1722 1st/west(I/V U/S Flange)	501	"	Flange	0	0	0	0	0	0
502	11-02-2026	Pump Suction Tank-1722/C.N Pump Suction Tank-1722 1st/west(I/V D/S Flange)	502	"	Flange	0	0	0	0	0	0
503	11-02-2026	Pump Suction Tank-1722/C.N Pump Suction Tank-1722 1st/west(I/V Flange (Bonnet)	503	"	Flange	0	0	0	0	0	0
504	11-02-2026	Pump Suction Tank-1722/C.N Pump Suction Tank-1722 2nd/middle (I/V Gland)	504	"	Valve	0	0	0	0	0	0
505	11-02-2026	Pump Suction Tank-1722/C.N Pump Suction Tank-1722 2nd/middle (I/V U/S Flange)	505	"	Flange	0	0	0	0	0	0
506	11-02-2026	Pump Suction Tank-1722/C.N Pump Suction Tank-1722 2nd/middle (I/V D/S Flange)	506	"	Flange	0	0	0	0	0	0
507	11-02-2026	Pump Suction Tank-1722/C.N Pump Suction Tank-1722 2nd/middle (I/V Flange (Bonnet)	507	"	Flange	0	0	0	0	0	0
508	11-02-2026	Pump Suction Tank-1722/C.N Pump Suction Tank-1722 3rd/east (I/V Gland)	508	3 Inch	Valve	618.2	0.000538	0.012916	618.2	0.000538	0.012916
509	11-02-2026	Pump Suction Tank-1722/C.N Pump Suction Tank-1722 3rd/east (I/V U/S Flange)	509	"	Flange	0	0	0	0	0	0
510	11-02-2026	Pump Suction Tank-1722/C.N Pump Suction Tank-1722 3rd/east (I/V D/S Flange)	510	"	Flange	0	0	0	0	0	0
511	11-02-2026	Pump Suction Tank-1722/C.N Pump Suction Tank-1722 3rd/east (I/V Flange (Bonnet)	511	"	Flange	0	0	0	0	0	0
512	11-02-2026	DCU-I-II - R/D To Tank-1722/C.N R/D From Tank-1722 line 1st/east (I/V Gland)	512	3 Inch	Valve	0	0	0	0	0	0
513	11-02-2026	DCU-I-II - R/D To Tank-1722/C.N R/D From Tank-1722 line 1st/east (I/V U/S Flange)	513	"	Flange	0	0	0	0	0	0
514	11-02-2026	DCU-I-II - R/D To Tank-1722/C.N R/D From Tank-1722 line 1st/east (I/V D/S Flange)	514	"	Flange	0	0	0	0	0	0
515	11-02-2026	DCU-I-II - R/D To Tank-1722/C.N R/D From Tank-1722 line 1st/east (I/V Flange (Bonnet)	515	"	Flange	0	0	0	0	0	0
516	11-02-2026	DCU-I-II - R/D To Tank-1722/C.N R/D From Tank-1722 line 2nd/middle (I/V Gland)	516	"	Valve	0	0	0	0	0	0
517	11-02-2026	DCU-I-II - R/D To Tank-1722/C.N R/D From Tank-1722 line 2nd/middle (I/V U/S Flange)	517	"	Flange	0	0	0	0	0	0
518	11-02-2026	DCU-I-II - R/D To Tank-1722/C.N R/D From Tank-1722 line 2nd/middle (I/V D/S Flange)	518	"	Flange	0	0	0	0	0	0
519	11-02-2026	DCU-I-II - R/D To Tank-1722/C.N R/D From Tank-1722 line 2nd/middle (I/V Flange (Bonnet)	519	"	Flange	0	0	0	0	0	0

Sr.No.	Date	Location	Tag No.	Line Size	Componenet Type	Screening Value (PPM) before Repair	Emission Kg/Hr	Emission Kg/day	Screening Value (PPM) afterRepair	Emission Kg/Hr	Emission Kg/day
520	11-02-2026	DCU-I-II - R/D To Tank-1722/C.N R/D From Tank-1722 line 3rd/west (I/V Gland)	520	"	Valve	10145	0.003244	0.077848	10145	0.003244	0.077848
521	11-02-2026	DCU-I-II - R/D To Tank-1722/C.N R/D From Tank-1722 line 3rd/west (I/V U/S Flange)	521	"	Flange	0	0	0	0	0	0
522	11-02-2026	DCU-I-II - R/D To Tank-1722/C.N R/D From Tank-1722 line 3rd/west (I/V D/S Flange)	522	"	Flange	0	0	0	0	0	0
523	11-02-2026	DCU-I-II - R/D To Tank-1722/C.N R/D From Tank-1722 line 3rd/west (I/V Flange (Bonnet)	523	"	Flange	0	0	0	0	0	0
524	11-02-2026	Tank-2605 Tank In/Out-2605 upper line (I/V Gland)	524	12 Inch	Valve	0	0	0	0	0	0
525	11-02-2026	Tank-2605 Tank In/Out-2605 upper line (I/V U/S Flange)	525	"	Flange	0	0	0	0	0	0
526	11-02-2026	Tank-2605 Tank In/Out-2605 upper line (I/V D/S Flange)	526	"	Flange	0	0	0	0	0	0
527	11-02-2026	Tank-2605 Tank In/Out-2605 upper line (I/V Flange (Bonnet)	527	"	Flange	0	0	0	0	0	0
528	11-02-2026	Tank-2605 Tank In/Out-2605 lower line (I/V Gland)	528	"	Valve	0	0	0	0	0	0
529	11-02-2026	Tank-2605 Tank In/Out-2605 lower line (I/V U/S Flange)	529	"	Flange	0	0	0	0	0	0
530	11-02-2026	Tank-2605 Tank In/Out-2605 lower line (I/V D/S Flange)	530	"	Flange	0	0	0	0	0	0
531	11-02-2026	Tank-2605 Tank In/Out-2605 lower line (I/V Flange (Bonnet)	531	"	Flange	0	0	0	0	0	0
532	11-02-2026	Tank-2605 SRN line 1st (I/V Gland)	532	3 Inch	Valve	0	0	0	0	0	0
533	11-02-2026	Tank-2605 SRN line 1st (I/V U/S Flange)	533	"	Flange	0	0	0	0	0	0
534	11-02-2026	Tank-2605 SRN line 1st (I/V D/S Flange)	534	"	Flange	0	0	0	0	0	0
535	11-02-2026	Tank-2605 SRN line 1st (I/V Flange (Bonnet)	535	"	Flange	0	0	0	0	0	0
536	11-02-2026	Tank-2605 SRN line 2nd (I/V Gland)	536	"	Valve	0	0	0	0	0	0
537	11-02-2026	Tank-2605 SRN line 2nd (I/V U/S Flange)	537	"	Flange	0	0	0	0	0	0
538	11-02-2026	Tank-2605 SRN line 2nd (I/V D/S Flange)	538	"	Flange	0	0	0	0	0	0
539	11-02-2026	Tank-2605 SRN line 2nd (I/V Flange (Bonnet)	539	4 Inch	Flange	0	0	0	0	0	0
540	11-02-2026	Tank-2605 Jet Mixing line (I/V Gland)	540	"	Valve	0	0	0	0	0	0
541	11-02-2026	Tank-2605 Jet Mixing line (I/V U/S Flange)	541	"	Flange	0	0	0	0	0	0
542	11-02-2026	Tank-2605 Jet Mixing line (I/V D/S Flange)	542	"	Flange	0	0	0	0	0	0
543	11-02-2026	Tank-2605 Jet Mixing line (I/V Flange (Bonnet)	543	"	Flange	0	0	0	0	0	0
544	11-02-2026	Tank-2603 In/Out line upper I/V (I/V Gland)	544	12 Inch	Valve	84.2	0.000150	0.003592	84.2	0.000150	0.003592
545	11-02-2026	Tank-2603 In/Out line upper I/V (I/V U/S Flange)	545	"	Flange	0	0	0	0	0	0
546	11-02-2026	Tank-2603 In/Out line upper I/V (I/V D/S Flange)	546	"	Flange	0	0	0	0	0	0
547	11-02-2026	Tank-2603 In/Out line upper I/V (I/V Flange (Bonnet)	547	"	Flange	0	0	0	0	0	0
548	11-02-2026	Tank-2603 In/Out line lower I/V (I/V Gland)	548	"	Valve	0	0	0	0	0	0
549	11-02-2026	Tank-2603 In/Out line lower I/V (I/V U/S Flange)	549	"	Flange	0	0	0	0	0	0
550	11-02-2026	Tank-2603 In/Out line lower I/V (I/V D/S Flange)	550	"	Flange	0	0	0	0	0	0
551	11-02-2026	Tank-2603 In/Out line lower I/V (I/V Flange (Bonnet)	551	"	Flange	0	0	0	0	0	0
552	11-02-2026	Tank-2603 SRN line (I/V Gland)	552	3 Inch	Valve	0	0	0	0	0	0
553	11-02-2026	Tank-2603 SRN line (I/V U/S Flange)	553	"	Flange	0	0	0	0	0	0
554	11-02-2026	Tank-2603 SRN line (I/V D/S Flange)	554	"	Flange	0	0	0	0	0	0
555	11-02-2026	Tank-2603 SRN line (I/V Flange (Bonnet)	555	"	Flange	0	0	0	0	0	0
556	11-02-2026	Tank-2603 Jet Mixing line (I/V Gland)	556	4 Inch	Valve	0	0	0	0	0	0
557	11-02-2026	Tank-2603 Jet Mixing line (I/V U/S Flange)	557	"	Flange	0	0	0	0	0	0
558	11-02-2026	Tank-2603 Jet Mixing line (I/V D/S Flange)	558	"	Flange	0	0	0	0	0	0
559	11-02-2026	Tank-2603 Jet Mixing line (I/V Flange (Bonnet)	559	"	Flange	0	0	0	0	0	0

Sr.No.	Date	Location	Tag No.	Line Size	Componenet Type	Screening Value (PPM) before Repair	Emission Kg/Hr	Emission Kg/day	Screening Value (PPM) afterRepair	Emission Kg/Hr	Emission Kg/day
560	11-02-2026	Tank-2601 In/Out line upper (I/V Gland)	560	10 Inch	Valve	0	0	0	0	0	0
561	11-02-2026	Tank-2601 In/Out line upper (I/V U/S Flange)	561	"	Flange	0	0	0	0	0	0
562	11-02-2026	Tank-2601 In/Out line upper (I/V D/S Flange)	562	"	Flange	0	0	0	0	0	0
563	11-02-2026	Tank-2601 In/Out line upper (I/V Flange (Bonnet)	563	"	Flange	0	0	0	0	0	0
564	11-02-2026	Tank-2601 In/Out line lower (I/V Gland)	564	"	Valve	0	0	0	0	0	0
565	11-02-2026	Tank-2601 In/Out line lower (I/V U/S Flange)	565	"	Flange	0	0	0	0	0	0
566	11-02-2026	Tank-2601 In/Out line lower (I/V D/S Flange)	566	"	Flange	0	0	0	0	0	0
567	11-02-2026	Tank-2601 In/Out line lower (I/V Flange (Bonnet)	567	"	Flange	0	0	0	0	0	0
568	11-02-2026	Tank-2601 SRN From CDU-II line 1st/east (I/V Gland)	568	6 Inch	Valve	0	0	0	0	0	0
569	11-02-2026	Tank-2601 SRN From CDU-II line 1st/east (I/V U/S Flange)	569	"	Flange	0	0	0	0	0	0
570	11-02-2026	Tank-2601 SRN From CDU-II line 1st/east (I/V D/S Flange)	570	"	Flange	0	0	0	0	0	0
571	11-02-2026	Tank-2601 SRN From CDU-II line 1st/east (I/V Flange (Bonnet)	571	"	Flange	0	0	0	0	0	0
572	11-02-2026	Tank-2601 SRN From CDU-II line 2nd/middle (I/V Gland)	572	"	Valve	0	0	0	0	0	0
573	11-02-2026	Tank-2601 SRN From CDU-II line 2nd/middle (I/V U/S Flange)	573	"	Flange	0	0	0	0	0	0
574	11-02-2026	Tank-2601 SRN From CDU-II line 2nd/middle (I/V D/S Flange)	574	"	Flange	0	0	0	0	0	0
575	11-02-2026	Tank-2601 SRN From CDU-II line 2nd/middle (I/V Flange (Bonnet)	575	"	Flange	0	0	0	0	0	0
576	11-02-2026	Tank-2601 SRN From CDU-II line 3rd/west (I/V Gland)	576	"	Valve	0	0	0	0	0	0
577	11-02-2026	Tank-2601 SRN From CDU-II line 3rd/west (I/V U/S Flange)	577	"	Flange	0	0	0	0	0	0
578	11-02-2026	Tank-2601 SRN From CDU-II line 3rd/west (I/V D/S Flange)	578	"	Flange	0	0	0	0	0	0
579	11-02-2026	Tank-2601 SRN From CDU-II line 3rd/west (I/V Flange (Bonnet)	579	"	Flange	0	0	0	0	0	0
580	11-02-2026	Tank-2601 IOC Pipe line 1st (I/V Gland)	580	10 Inch	Valve	69.4	0.000132	0.003172	69.4	0.000132	0.003172
581	11-02-2026	Tank-2601 IOC Pipe line 1st (I/V U/S Flange)	581	"	Flange	0	0	0	0	0	0
582	11-02-2026	Tank-2601 IOC Pipe line 1st (I/V D/S Flange)	582	"	Flange	0	0	0	0	0	0
583	11-02-2026	Tank-2601 IOC Pipe line 1st (I/V Flange (Bonnet)	583	"	Flange	0	0	0	0	0	0
584	11-02-2026	Tank-2601 IOC Pipe line 2nd (I/V Gland)	584	"	Valve	0	0	0	0	0	0
585	11-02-2026	Tank-2601 IOC Pipe line 2nd (I/V U/S Flange)	585	"	Flange	0	0	0	0	0	0
586	11-02-2026	Tank-2601 IOC Pipe line 2nd (I/V D/S Flange)	586	"	Flange	0	0	0	0	0	0
587	11-02-2026	Tank-2601 IOC Pipe line 2nd (I/V Flange (Bonnet)	587	"	Flange	0	0	0	0	0	0
588	11-02-2026	Tank-2601 Recirculation/SRN-2601 line (I/V Gland)	588	6 Inch	Valve	0	0	0	0	0	0
589	11-02-2026	Tank-2601 Recirculation/SRN-2601 line (I/V U/S Flange)	589	"	Flange	0	0	0	0	0	0
590	11-02-2026	Tank-2601 Recirculation/SRN-2601 line (I/V D/S Flange)	590	"	Flange	0	0	0	0	0	0
591	11-02-2026	Tank-2601 Recirculation/SRN-2601 line (I/V Flange (Bonnet)	591	"	Flange	0	0	0	0	0	0
592	11-02-2026	Tank-2607 In/Out line upper (I/V Gland)	592	12 Inch	Valve	0	0	0	0	0	0
593	11-02-2026	Tank-2607 In/Out line upper (I/V U/S Flange)	593	"	Flange	0	0	0	0	0	0
594	11-02-2026	Tank-2607 In/Out line upper (I/V D/S Flange)	594	"	Flange	0	0	0	0	0	0
595	11-02-2026	Tank-2607 In/Out line upper (I/V Flange (Bonnet)	595	"	Flange	0	0	0	0	0	0
596	11-02-2026	Tank-2607 In/Out line lower (I/V Gland)	596	"	Valve	0	0	0	0	0	0
597	11-02-2026	Tank-2607 In/Out line lower (I/V U/S Flange)	597	"	Flange	0	0	0	0	0	0
598	11-02-2026	Tank-2607 In/Out line lower (I/V D/S Flange)	598	"	Flange	0	0	0	0	0	0
599	11-02-2026	Tank-2607 In/Out line lower (I/V Flange (Bonnet)	599	"	Flange	0	0	0	0	0	0

Sr.No.	Date	Location	Tag No.	Line Size	Componenet Type	Screening Value (PPM) before Repair	Emission Kg/Hr	Emission Kg/day	Screening Value (PPM) afterRepair	Emission Kg/Hr	Emission Kg/day
600	11-02-2026	Tank-2607 Recirculation-2607 line upper (I/V Gland)	600	6 Inch	Valve	0	0	0	0	0	0
601	11-02-2026	Tank-2607 Recirculation-2607 line upper (I/V U/S Flange)	601	"	Flange	0	0	0	0	0	0
602	11-02-2026	Tank-2607 Recirculation-2607 line upper (I/V D/S Flange)	602	"	Flange	0	0	0	0	0	0
603	11-02-2026	Tank-2607 Recirculation-2607 line upper (I/V Flange (Bonnet)	603	"	Flange	0	0	0	0	0	0
604	11-02-2026	Tank-2607 Recirculation-2607 line lower (I/V Gland)	604	"	Valve	0	0	0	0	0	0
605	11-02-2026	Tank-2607 Recirculation-2607 line lower (I/V U/S Flange)	605	"	Flange	0	0	0	0	0	0
606	11-02-2026	Tank-2607 Recirculation-2607 line lower (I/V D/S Flange)	606	"	Flange	0	0	0	0	0	0
607	11-02-2026	Tank-2607 Recirculation-2607 line lower (I/V Flange (Bonnet)	607	"	Flange	0	0	0	0	0	0
608	11-02-2026	Tank-2608 In/Out line upper (I/V Gland)	608	12 Inch	Valve	274.6	0.000320	0.007671	274.6	0.000320	0.007671
609	11-02-2026	Tank-2608 In/Out line upper (I/V U/S Flange)	609	"	Flange	0	0	0	0	0	0
610	11-02-2026	Tank-2608 In/Out line upper (I/V D/S Flange)	610	"	Flange	0	0	0	0	0	0
611	11-02-2026	Tank-2608 In/Out line upper (I/V Flange (Bonnet)	611	"	Flange	0	0	0	0	0	0
612	11-02-2026	Tank-2608 In/Out line lower (I/V Gland)	612	"	Valve	19.8	0.000059	0.001418	19.8	0.000059	0.001418
613	11-02-2026	Tank-2608 In/Out line lower (I/V U/S Flange)	613	"	Flange	0	0	0	0	0	0
614	11-02-2026	Tank-2608 In/Out line lower (I/V D/S Flange)	614	"	Flange	0	0	0	0	0	0
615	11-02-2026	Tank-2608 In/Out line lower (I/V Flange (Bonnet)	615	"	Flange	0	0	0	0	0	0
616	11-02-2026	Tank-2608 Jet Mixing-2608 line (I/V Gland)	616	4 Inch	Valve	0	0	0	0	0	0
617	11-02-2026	Tank-2608 Jet Mixing-2608 line (I/V U/S Flange)	617	"	Flange	0	0	0	0	0	0
618	11-02-2026	Tank-2608 Jet Mixing-2608 line (I/V D/S Flange)	618	"	Flange	0	0	0	0	0	0
619	11-02-2026	Tank-2608 Jet Mixing-2608 line (I/V Flange (Bonnet)	619	"	Flange	0	0	0	0	0	0
620	11-02-2026	Tank-2602 In/Out line upper (I/V Gland)	620	10 Inch	Valve	0	0	0	0	0	0
621	11-02-2026	Tank-2602 In/Out line upper (I/V U/S Flange)	621	"	Flange	0	0	0	0	0	0
622	11-02-2026	Tank-2602 In/Out line upper (I/V D/S Flange)	622	"	Flange	0	0	0	0	0	0
623	11-02-2026	Tank-2602 In/Out line upper (I/V Flange (Bonnet)	623	"	Flange	0	0	0	0	0	0
624	11-02-2026	Tank-2602 In/Out line lower (I/V Gland)	624	"	Valve	0	0	0	0	0	0
625	11-02-2026	Tank-2602 In/Out line lower (I/V U/S Flange)	625	"	Flange	0	0	0	0	0	0
626	11-02-2026	Tank-2602 In/Out line lower (I/V D/S Flange)	626	"	Flange	0	0	0	0	0	0
627	11-02-2026	Tank-2602 In/Out line lower (I/V Flange (Bonnet)	627	"	Flange	0	0	0	0	0	0
628	11-02-2026	Tank-2602 SRN From CDU-II line 1st/west line (I/V Gland)	628	6 Inch	Valve	0	0	0	0	0	0
629	11-02-2026	Tank-2602 SRN From CDU-II line 1st/west line (I/V U/S Flange)	629	"	Flange	0	0	0	0	0	0
630	11-02-2026	Tank-2602 SRN From CDU-II line 1st/west line (I/V D/S Flange)	630	"	Flange	0	0	0	0	0	0
631	11-02-2026	Tank-2602 SRN From CDU-II line 1st/west line (I/V Flange (Bonnet)	631	"	Flange	0	0	0	0	0	0
632	11-02-2026	Tank-2602 SRN From CDU-II line 2nd/middle line (I/V Gland)	632	"	Valve	0	0	0	0	0	0
633	11-02-2026	Tank-2602 SRN From CDU-II line 2nd/middle line (I/V U/S Flange)	633	"	Flange	0	0	0	0	0	0
634	11-02-2026	Tank-2602 SRN From CDU-II line 2nd/middle line (I/V D/S Flange)	634	"	Flange	0	0	0	0	0	0
635	11-02-2026	Tank-2602 SRN From CDU-II line 2nd/middle line (I/V Flange (Bonnet)	635	"	Flange	0	0	0	0	0	0
636	11-02-2026	Tank-2602 SRN From CDU-II line 3rd/east (I/V Gland)	636	"	Valve	0	0	0	0	0	0
637	11-02-2026	Tank-2602 SRN From CDU-II line 3rd/east (I/V U/S Flange)	637	"	Flange	0	0	0	0	0	0
638	11-02-2026	Tank-2602 SRN From CDU-II line 3rd/east (I/V D/S Flange)	638	"	Flange	0	0	0	0	0	0
639	11-02-2026	Tank-2602 SRN From CDU-II line 3rd/east (I/V Flange (Bonnet)	639	"	Flange	0	0	0	0	0	0

Sr.No.	Date	Location	Tag No.	Line Size	Componenet Type	Screening Value (PPM) before Repair	Emission Kg/Hr	Emission Kg/day	Screening Value (PPM) afterRepair	Emission Kg/Hr	Emission Kg/day
640	11-02-2026	Tank-2602 SRN Recirculation-2602 line (I/V Gland)	640	"	Valve	0	0	0	0	0	0
641	11-02-2026	Tank-2602 SRN Recirculation-2602 line (I/V U/S Flange)	641	"	Flange	0	0	0	0	0	0
642	11-02-2026	Tank-2602 SRN Recirculation-2602 line (I/V D/S Flange)	642	"	Flange	0	0	0	0	0	0
643	11-02-2026	Tank-2602 SRN Recirculation-2602 line (I/V Flange (Bonnet)	643	"	Flange	0	0	0	0	0	0
644	11-02-2026	Tank-2602 IOC Pipe line 1st/east line (I/V Gland)	644	10	Valve	0	0	0	0	0	0
645	11-02-2026	Tank-2602 IOC Pipe line 1st/east line (I/V U/S Flange)	645	"	Flange	0	0	0	0	0	0
646	11-02-2026	Tank-2602 IOC Pipe line 1st/east line (I/V D/S Flange)	646	"	Flange	0	0	0	0	0	0
647	11-02-2026	Tank-2602 IOC Pipe line 1st/east line (I/V Flange (Bonnet)	647	"	Flange	0	0	0	0	0	0
648	11-02-2026	Tank-2602 IOC Pipe line 2nd/west line (I/V Gland)	648	"	Valve	0	0	0	0	0	0
649	11-02-2026	Tank-2602 IOC Pipe line 2nd/west line (I/V U/S Flange)	649	"	Flange	0	0	0	0	0	0
650	11-02-2026	Tank-2602 IOC Pipe line 2nd/west line (I/V D/S Flange)	650	"	Flange	0	0	0	0	0	0
651	11-02-2026	Tank-2602 IOC Pipe line 2nd/west line (I/V Flange (Bonnet)	651	"	Flange	0	0	0	0	0	0
652	11-02-2026	Tank-2602 SRN From CDU-I line 1st/west line (I/V Gland)	652	4 Inch	Valve	0	0	0	0	0	0
653	11-02-2026	Tank-2602 SRN From CDU-I line 1st/west line (I/V U/S Flange)	653	"	Flange	0	0	0	0	0	0
654	11-02-2026	Tank-2602 SRN From CDU-I line 1st/west line (I/V D/S Flange)	654	"	Flange	0	0	0	0	0	0
655	11-02-2026	Tank-2602 SRN From CDU-I line 1st/west line (I/V Flange (Bonnet)	655	"	Flange	0	0	0	0	0	0
656	11-02-2026	Tank-2602 SRN From CDU-I 2nd/east line (I/V Gland)	656	"	Valve	0	0	0	0	0	0
657	11-02-2026	Tank-2602 SRN From CDU-I 2nd/east line (I/V U/S Flange)	657	"	Flange	0	0	0	0	0	0
658	11-02-2026	Tank-2602 SRN From CDU-I 2nd/east line (I/V D/S Flange)	658	"	Flange	0	0	0	0	0	0
659	11-02-2026	Tank-2602 SRN From CDU-I 2nd/east line (I/V Flange (Bonnet)	659	"	Flange	0	0	0	0	0	0
660	11-02-2026	Tank-2602 LR SRN To Tk-2602 line 1st/west line (I/V Gland)	660	"	Valve	0	0	0	0	0	0
661	11-02-2026	Tank-2602 LR SRN To Tk-2602 1st/west line (I/V U/S Flange)	661	"	Flange	0	0	0	0	0	0
662	11-02-2026	Tank-2602 LR SRN To Tk-2602 1st/west line (I/V D/S Flange)	662	"	Flange	0	0	0	0	0	0
663	11-02-2026	Tank-2602 LR SRN To Tk-2602 1st/west line (I/V Flange (Bonnet)	663	"	Flange	0	0	0	0	0	0
664	11-02-2026	Tank-2602 LR SRN To TK-2602 2nd/middle line (I/V Gland)	664	"	Valve	0	0	0	0	0	0
665	11-02-2026	Tank-2602 LR SRN To TK-2602 2nd/middle line (I/V U/S Flange)	665	"	Flange	0	0	0	0	0	0
666	11-02-2026	Tank-2602 LR SRN To TK-2602 2nd/middle line (I/V D/S Flange)	666	"	Flange	0	0	0	0	0	0
667	11-02-2026	Tank-2602 LR SRN To TK-2602 2nd/middle line (I/V Flange (Bonnet)	667	"	Flange	0	0	0	0	0	0
668	11-02-2026	Tank-2602 LR LR SRN To Tk-2602 3rd/east line (I/V Gland)	668	"	Valve	0	0	0	0	0	0
669	11-02-2026	Tank-2602 LR LR SRN To Tk-2602 3rd/east line (I/V U/S Flange)	669	"	Flange	0	0	0	0	0	0
670	11-02-2026	Tank-2602 LR LR SRN To Tk-2602 3rd/east line (I/V D/S Flange)	670	"	Flange	0	0	0	0	0	0
671	11-02-2026	Tank-2602 LR LR SRN To Tk-2602 3rd/east line (I/V Flange (Bonnet)	671	"	Flange	0	0	0	0	0	0
672	11-02-2026	Manifold-2606 Pupm suction-2606 line 1st /east (I/V Gland)	672	16 Inch	Valve	0	0	0	0	0	0
673	11-02-2026	Manifold-2606 Pupm suction-2606 line 1st /east (I/V U/S Flange)	673	"	Flange	0	0	0	0	0	0
674	11-02-2026	Manifold-2606 Pupm suction-2606 line 1st /east (I/V D/S Flange)	674	"	Flange	0	0	0	0	0	0
675	11-02-2026	Manifold-2606 Pupm suction-2606 line 1st /east (I/V Flange (Bonnet)	675	"	Flange	0	0	0	0	0	0
676	11-02-2026	Manifold-2606 Pupm suction-2606 line 2nd /middle (I/V Gland)	676	"	Valve	0	0	0	0	0	0
677	11-02-2026	Manifold-2606 Pupm suction-2606 line 2nd /middle (I/V U/S Flange)	677	"	Flange	0	0	0	0	0	0
678	11-02-2026	Manifold-2606 Pupm suction-2606 line 2nd /middle (I/V D/S Flange)	678	"	Flange	0	0	0	0	0	0
679	11-02-2026	Manifold-2606 Pupm suction-2606 line 2nd /middle (I/V Flange (Bonnet)	679	"	Flange	0	0	0	0	0	0

Sr.No.	Date	Location	Tag No.	Line Size	Componenet Type	Screening Value (PPM) before Repair	Emission Kg/Hr	Emission Kg/day	Screening Value (PPM) afterRepair	Emission Kg/Hr	Emission Kg/day
680	11-02-2026	Manifold-2606 Pupm suction-2606 line 3RD /west (I/V Gland)	680	"	Valve	0	0	0	0	0	0
681	11-02-2026	Manifold-2606 Pupm suction-2606 line 3RD /west (I/V U/S Flange)	681	"	Flange	0	0	0	0	0	0
682	11-02-2026	Manifold-2606 Pupm suction-2606 line 3RD /west (I/V D/S Flange)	682	"	Flange	0	0	0	0	0	0
683	11-02-2026	Manifold-2606 Pupm suction-2606 line 3RD /west (I/V Flange (Bonnet)	683	"	Flange	0	0	0	0	0	0
684	11-02-2026	Manifold-2606 Pupm suction-2606 line south side 10" line west side (I/V Gland)	684	10 Inch	Valve	0	0	0	0	0	0
685	11-02-2026	Manifold-2606 Pupm suction-2606 line south side 10" line west side (I/V U/S Flange)	685	"	Flange	0	0	0	0	0	0
686	11-02-2026	Manifold-2606 Pupm suction-2606 line south side 10" line west side (I/V D/S Flange)	686	"	Flange	0	0	0	0	0	0
687	11-02-2026	Manifold-2606 Pupm suction-2606 line south side 10" line west side (I/V Flange (Bonnet)	687	"	Flange	0	0	0	0	0	0
688	11-02-2026	Manifold-2606 Pupm suction-2606 line south side 10" line east side (I/V Gland)	688	"	Valve	0	0	0	0	0	0
689	11-02-2026	Manifold-2606 Pupm suction-2606 line south side 10" line east side (I/V U/S Flange)	689	"	Flange	0	0	0	0	0	0
690	11-02-2026	Manifold-2606 Pupm suction-2606 line south side 10" line east side (I/V D/S Flange)	690	"	Flange	0	0	0	0	0	0
691	11-02-2026	Manifold-2606 Pupm suction-2606 line south side 10" line east side (I/V Flange (Bonnet)	691	"	Flange	0	0	0	0	0	0
692	11-02-2026	Manifold-2606 GSPL-2606 line 1st/ east (I/V Gland)	692	10 Inch	Valve	0	0	0	0	0	0
693	11-02-2026	Manifold-2606 GSPL-2606 line 1st/ east (I/V U/S Flange)	693	"	Flange	0	0	0	0	0	0
694	11-02-2026	Manifold-2606 GSPL-2606 line 1st/ east (I/V D/S Flange)	694	"	Flange	0	0	0	0	0	0
695	11-02-2026	Manifold-2606 GSPL-2606 line 1st/ east (I/V Flange (Bonnet)	695	"	Flange	0	0	0	0	0	0
696	11-02-2026	Manifold-2606 GSPL-2606 line 2nd/ middle (I/V Gland)	696	"	Valve	0	0	0	0	0	0
697	11-02-2026	Manifold-2606 GSPL-2606 line 2nd/ middle (I/V U/S Flange)	697	"	Flange	0	0	0	0	0	0
698	11-02-2026	Manifold-2606 GSPL-2606 line 2nd/ middle (I/V D/S Flange)	698	"	Flange	0	0	0	0	0	0
699	11-02-2026	Manifold-2606 GSPL-2606 line 2nd/ middle (I/V Flange (Bonnet)	699	"	Flange	0	0	0	0	0	0
700	11-02-2026	Manifold-2606 GSPL-2606 line 3rd/ west (I/V Gland)	700	"	Valve	0	0	0	0	0	0
701	11-02-2026	Manifold-2606 GSPL-2606 line 3rd/ west (I/V U/S Flange)	701	"	Flange	0	0	0	0	0	0
702	11-02-2026	Manifold-2606 GSPL-2606 line 3rd/ west (I/V D/S Flange)	702	"	Flange	0	0	0	0	0	0
703	11-02-2026	Manifold-2606 GSPL-2606 line 3rd/ west (I/V Flange (Bonnet)	703	"	Flange	0	0	0	0	0	0
704	11-02-2026	Manifold-2606 CDU-I SRN R/D-2606 line 1st/ West (I/V Gland)	704	4 Inch	Valve	0	0	0	0	0	0
705	11-02-2026	Manifold-2606 CDU-I SRN R/D-2606 line 1st/ West (I/V U/S Flange)	705	"	Flange	0	0	0	0	0	0
706	11-02-2026	Manifold-2606 CDU-I SRN R/D-2606 line 1st/ West (I/V D/S Flange)	706	"	Flange	0	0	0	0	0	0
707	11-02-2026	Manifold-2606 CDU-I SRN R/D-2606 line 1st/ West (I/V Flange (Bonnet)	707	"	Flange	0	0	0	0	0	0
708	11-02-2026	Manifold-2606 CDU-I SRN R/D-2606 line 2nd/ middle (I/V Gland)	708	"	Valve	0	0	0	0	0	0
709	11-02-2026	Manifold-2606 CDU-I SRN R/D-2606 line 2nd/ middle (I/V U/S Flange)	709	"	Flange	0	0	0	0	0	0
710	11-02-2026	Manifold-2606 CDU-I SRN R/D-2606 line 2nd/ middle (I/V D/S Flange)	710	"	Flange	0	0	0	0	0	0
711	11-02-2026	Manifold-2606 CDU-I SRN R/D-2606 line 2nd/ middle (I/V Flange (Bonnet)	711	"	Flange	0	0	0	0	0	0
712	11-02-2026	Manifold-2606 CDU-I SRN R/D-2606 line 3rd/ east (I/V Gland)	712	"	Valve	0	0	0	0	0	0
713	11-02-2026	Manifold-2606 CDU-I SRN R/D-2606 line 3rd/ east (I/V U/S Flange)	713	"	Flange	0	0	0	0	0	0
714	11-02-2026	Manifold-2606 CDU-I SRN R/D-2606 line 3rd/ east (I/V D/S Flange)	714	"	Flange	0	0	0	0	0	0
715	11-02-2026	Manifold-2606 CDU-I SRN R/D-2606 line 3rd/ east (I/V Flange (Bonnet)	715	"	Flange	0	0	0	0	0	0
716	11-02-2026	Manifold-2606 CDU-II SRN R/D-2606 line 1st/west (I/V Gland)	716	6 Inch	Valve	0	0	0	0	0	0
717	11-02-2026	Manifold-2606 CDU-II SRN R/D-2606 line 1st/west (I/V U/S Flange)	717	"	Flange	0	0	0	0	0	0
718	11-02-2026	Manifold-2606 CDU-II SRN R/D-2606 line 1st/west (I/V D/S Flange)	718	"	Flange	0	0	0	0	0	0
719	11-02-2026	Manifold-2606 CDU-II SRN R/D-2606 line 1st/west (I/V Flange (Bonnet)	719	"	Flange	0	0	0	0	0	0

Sr.No.	Date	Location	Tag No.	Line Size	Componenet Type	Screening Value (PPM) before Repair	Emission Kg/Hr	Emission Kg/day	Screening Value (PPM) afterRepair	Emission Kg/Hr	Emission Kg/day
720	11-02-2026	Manifold-2606 CDU-II SRN R/D-2606 line 2nd/middle (I/V Gland)	720	"	Valve	0	0	0	0	0	0
721	11-02-2026	Manifold-2606 CDU-II SRN R/D-2606 line 2nd/middle (I/V U/S Flange)	721	"	Flange	0	0	0	0	0	0
722	11-02-2026	Manifold-2606 CDU-II SRN R/D-2606 line 2nd/middle (I/V D/S Flange)	722	"	Flange	0	0	0	0	0	0
723	11-02-2026	Manifold-2606 CDU-II SRN R/D-2606 line 2nd/middle (I/V Flange (Bonnet)	723	"	Flange	0	0	0	0	0	0
724	11-02-2026	Manifold-2606 CDU-II SRN R/D-2606 line 3rd/east (I/V Gland)	724	"	Valve	0	0	0	0	0	0
725	11-02-2026	Manifold-2606 CDU-II SRN R/D-2606 line 3rd/east (I/V U/S Flange)	725	"	Flange	0	0	0	0	0	0
726	11-02-2026	Manifold-2606 CDU-II SRN R/D-2606 line 3rd/east (I/V D/S Flange)	726	"	Flange	0	0	0	0	0	0
727	11-02-2026	Manifold-2606 CDU-II SRN R/D-2606 line 3rd/east (I/V Flange (Bonnet)	727	"	Flange	0	0	0	0	0	0
728	11-02-2026	Manifold-2606 M.A R/D-2606 line 1st/west (I/V Gland)	728	6 Inch	Valve	0	0	0	0	0	0
729	11-02-2026	Manifold-2606 M.A R/D-2606 line 1st/west (I/V U/S Flange)	729	"	Flange	0	0	0	0	0	0
730	11-02-2026	Manifold-2606 M.A R/D-2606 line 1st/west (I/V D/S Flange)	730	"	Flange	0	0	0	0	0	0
731	11-02-2026	Manifold-2606 M.A R/D-2606 line 1st/west (I/V Flange (Bonnet)	731	"	Flange	0	0	0	0	0	0
732	11-02-2026	Manifold-2606 M.A R/D-2606 line 2nd/middle (I/V Gland)	732	"	Valve	0	0	0	0	0	0
733	11-02-2026	Manifold-2606 M.A R/D-2606 line 2nd/middle (I/V U/S Flange)	733	"	Flange	0	0	0	0	0	0
734	11-02-2026	Manifold-2606 M.A R/D-2606 line 2nd/middle (I/V D/S Flange)	734	"	Flange	0	0	0	0	0	0
735	11-02-2026	Manifold-2606 M.A R/D-2606 line 2nd/middle (I/V Flange (Bonnet)	735	"	Flange	0	0	0	0	0	0
736	11-02-2026	Manifold-2606 M.A R/D-2606 line 3rd/east (I/V Gland)	736	"	Valve	0	0	0	0	0	0
737	11-02-2026	Manifold-2606 M.A R/D-2606 line 3rd/east (I/V U/S Flange)	737	"	Flange	0	0	0	0	0	0
738	11-02-2026	Manifold-2606 M.A R/D-2606 line 3rd/east (I/V D/S Flange)	738	"	Flange	0	0	0	0	0	0
739	11-02-2026	Manifold-2606 M.A R/D-2606 line 3rd/east (I/V Flange (Bonnet)	739	"	Flange	0	0	0	0	0	0
740	11-02-2026	Manifold-2606 CN R/D-2606 line 1st/west (I/V Gland)	740	3 Inch	Valve	0	0	0	0	0	0
741	11-02-2026	Manifold-2606 CN R/D-2606 line 1st/west (I/V U/S Flange)	741	"	Flange	0	0	0	0	0	0
742	11-02-2026	Manifold-2606 CN R/D-2606 line 1st/west (I/V D/S Flange)	742	"	Flange	0	0	0	0	0	0
743	11-02-2026	Manifold-2606 CN R/D-2606 line 1st/west (I/V Flange (Bonnet)	743	"	Flange	0	0	0	0	0	0
744	11-02-2026	Manifold-2606 CN R/D-2606 line 2nd/middle (I/V Gland)	744	"	Valve	0	0	0	0	0	0
745	11-02-2026	Manifold-2606 CN R/D-2606 line 2nd/middle (I/V U/S Flange)	745	"	Flange	0	0	0	0	0	0
746	11-02-2026	Manifold-2606 CN R/D-2606 line 2nd/middle (I/V D/S Flange)	746	"	Flange	0	0	0	0	0	0
747	11-02-2026	Manifold-2606 CN R/D-2606 line 2nd/middle (I/V Flange (Bonnet)	747	"	Flange	0	0	0	0	0	0
748	11-02-2026	Manifold-2606 CN R/D-2606 line 3rd/east (I/V Gland)	748	"	Valve	0	0	0	0	0	0
749	11-02-2026	Manifold-2606 CN R/D-2606 line 3rd/east (I/V U/S Flange)	749	"	Flange	0	0	0	0	0	0
750	11-02-2026	Manifold-2606 CN R/D-2606 line 3rd/east (I/V D/S Flange)	750	"	Flange	0	0	0	0	0	0
751	11-02-2026	Manifold-2606 CN R/D-2606 line 3rd/east (I/V Flange (Bonnet)	751	"	Flange	0	0	0	0	0	0
752	11-02-2026	Manifold-2606 JET MIXING-2606 line 1st/west (I/V Gland)	752	6 Inch	Valve	0	0	0	0	0	0
753	11-02-2026	Manifold-2606 JET MIXING-2606 line 1st/west (I/V U/S Flange)	753	"	Flange	0	0	0	0	0	0
754	11-02-2026	Manifold-2606 JET MIXING-2606 line 1st/west (I/V D/S Flange)	754	"	Flange	0	0	0	0	0	0
755	11-02-2026	Manifold-2606 JET MIXING-2606 line 1st/west (I/V Flange (Bonnet)	755	"	Flange	0	0	0	0	0	0
756	11-02-2026	Manifold-2606 JET MIXING-2606 line 2nd/middle (I/V Gland)	756	"	Valve	0	0	0	0	0	0
757	11-02-2026	Manifold-2606 JET MIXING-2606 line 2nd/middle (I/V U/S Flange)	757	"	Flange	0	0	0	0	0	0
758	11-02-2026	Manifold-2606 JET MIXING-2606 line 2nd/middle (I/V D/S Flange)	758	"	Flange	0	0	0	0	0	0
759	11-02-2026	Manifold-2606 JET MIXING-2606 line 2nd/middle (I/V Flange (Bonnet)	759	"	Flange	0	0	0	0	0	0

Sr.No.	Date	Location	Tag No.	Line Size	Componenet Type	Screening Value (PPM) before Repair	Emission Kg/Hr	Emission Kg/day	Screening Value (PPM) afterRepair	Emission Kg/Hr	Emission Kg/day
760	11-02-2026	Manifold-2606 JET MIXING-2606 line 3rd/east (I/V Gland)	760	"	Valve	0	0	0	0	0	0
761	11-02-2026	Manifold-2606 JET MIXING-2606 line 3rd/east (I/V U/S Flange)	761	"	Flange	0	0	0	0	0	0
762	11-02-2026	Manifold-2606 JET MIXING-2606 line 3rd/east (I/V D/S Flange)	762	"	Flange	0	0	0	0	0	0
763	11-02-2026	Manifold-2606 JET MIXING-2606 line 3rd/east (I/V Flange (Bonnet)	763	"	Flange	0	0	0	0	0	0
764	11-02-2026	47-MOV-1120 (C/V Gland)	764	16 Inch	Valve	0	0	0	0	0	0
765	11-02-2026	47-MOV-1120 (C/V U/S Flange)	765	"	Flange	0	0	0	0	0	0
766	11-02-2026	47-MOV-1120 (C/V D/S Flange)	766	"	Flange	0	0	0	0	0	0
767	11-02-2026	47-MOV-1120 (C/V Flange (Bonnet)	767	"	Flange	0	0	0	0	0	0
768	11-02-2026	47-MOV-1120 U/S line (I/V Gland)	768	"	Valve	0	0	0	0	0	0
769	11-02-2026	47-MOV-1120 U/S line (I/V U/S Flange)	769	"	Flange	0	0	0	0	0	0
770	11-02-2026	47-MOV-1120 U/S line (I/V D/S Flange)	770	"	Flange	0	0	0	0	0	0
771	11-02-2026	47-MOV-1120 U/S line (I/V Flange (Bonnet)	771	"	Flange	0	0	0	0	0	0
772	11-02-2026	47-MOV-1120 D/S line (I/V Gland)	772	"	Valve	0	0	0	0	0	0
773	11-02-2026	47-MOV-1120 D/S line (I/V U/S Flange)	773	"	Flange	0	0	0	0	0	0
774	11-02-2026	47-MOV-1120 D/S line (I/V D/S Flange)	774	"	Flange	0	0	0	0	0	0
775	11-02-2026	47-MOV-1120 D/S line (I/V Flange (Bonnet)	775	"	Flange	0	0	0	0	0	0
776	11-02-2026	47-MOV-1120 North side line 1st /east side I/V (South side of Pump Suction-2606 line) (MSQ Manifold-2606) (I/V Gland)	776	16 Inch	Valve	0	0	0	0	0	0
777	11-02-2026	47-MOV-1120 North side line 1st /east side I/V (South side of Pump Suction-2606 line) (MSQ Manifold-2606) (I/V U/S Flange)	777	"	Flange	0	0	0	0	0	0
778	11-02-2026	47-MOV-1120 North side line 1st /east side I/V (South side of Pump Suction-2606 line) (MSQ Manifold-2606) (I/V D/S Flange)	778	"	Flange	0	0	0	0	0	0
779	11-02-2026	47-MOV-1120 North side line 1st /east side I/V (South side of Pump Suction-2606 line) (MSQ Manifold-2606) (I/V Flange (Bonnet)	779	"	Flange	0	0	0	0	0	0
780	11-02-2026	47-MOV-1120 North side line 2nd /middle side I/V (South side of Pump Suction-2606 line) (MSQ Manifold-2606) (I/V Gland)	780	"	Valve	0	0	0	0	0	0
781	11-02-2026	47-MOV-1120 North side line 2nd /middle side I/V (South side of Pump Suction-2606 line) (MSQ Manifold-2606) (I/V U/S Flange)	781	"	Flange	0	0	0	0	0	0
782	11-02-2026	47-MOV-1120 North side line 2nd /middle side I/V (South side of Pump Suction-2606 line) (MSQ Manifold-2606) (I/V D/S Flange)	782	"	Flange	0	0	0	0	0	0
783	11-02-2026	47-MOV-1120 North side line 2nd /middle side I/V (South side of Pump Suction-2606 line) (MSQ Manifold-2606) (I/V Flange (Bonnet)	783	"	Flange	0	0	0	0	0	0
784	11-02-2026	47-MOV-1120 North side line 3rd /west side I/V (South side of Pump Suction-2606 line) (MSQ Manifold-2606) (I/V Gland)	784	"	Valve	0	0	0	0	0	0
785	11-02-2026	47-MOV-1120 North side line 3rd /west side I/V (South side of Pump Suction-2606 line) (MSQ Manifold-2606) (I/V U/S Flange)	785	"	Flange	0	0	0	0	0	0
786	11-02-2026	47-MOV-1120 North side line 3rd /west side I/V (South side of Pump Suction-2606 line) (MSQ Manifold-2606) (I/V D/S Flange)	786	"	Flange	0	0	0	0	0	0
787	11-02-2026	47-MOV-1120 North side line 3rd /west side I/V (South side of Pump Suction-2606 line) (MSQ Manifold-2606) (I/V Flange (Bonnet)	787	"	Flange	0	0	0	0	0	0
788	11-02-2026	MSQ Manifold-2605 Pump suction-47-P-106A/B From TK-2605 line 1st/west (I/V Gland)	788	6 Inch	Valve	0	0	0	0	0	0
789	11-02-2026	MSQ Manifold-2605 Pump suction-47-P-106A/B From TK-2605 line 1st/west (I/V U/S Flange)	789	"	Flange	0	0	0	0	0	0
790	11-02-2026	MSQ Manifold-2605 Pump suction-47-P-106A/B From TK-2605 line 1st/west (I/V D/S Flange)	790	"	Flange	0	0	0	0	0	0
791	11-02-2026	MSQ Manifold-2605 Pump suction-47-P-106A/B From TK-2605 line 1st/west (I/V Flange (Bonnet)	791	"	Flange	0	0	0	0	0	0
792	11-02-2026	MSQ Manifold-2605 Pump suction-47-P-106A/B From TK-2605 line 2nd/middle (I/V Gland)	792	"	Valve	0	0	0	0	0	0
793	11-02-2026	MSQ Manifold-2605 Pump suction-47-P-106A/B From TK-2605 line 2nd/middle (I/V U/S Flange)	793	"	Flange	0	0	0	0	0	0
794	11-02-2026	MSQ Manifold-2605 Pump suction-47-P-106A/B From TK-2605 line 2nd/middle (I/V D/S Flange)	794	"	Flange	0	0	0	0	0	0

Sr.No.	Date	Location	Tag No.	Line Size	Componenet Type	Screening Value (PPM) before Repair	Emission Kg/Hr	Emission Kg/day	Screening Value (PPM) afterRepair	Emission Kg/Hr	Emission Kg/day
795	11-02-2026	MSQ Manifold-2605 Pump suction-47-P-106A/B From TK-2605 line 2nd/middle (I/V Flange (Bonnet)	795	"	Flange	0	0	0	0	0	0
796	11-02-2026	MSQ Manifold-2605 Pump suction-47-P-106A/B From TK-2605 line 3rd/east (I/V Gland)	796	"	Valve	0	0	0	0	0	0
797	11-02-2026	MSQ Manifold-2605 Pump suction-47-P-106A/B From TK-2605 line 3rd/east (I/V U/S Flange)	797	"	Flange	0	0	0	0	0	0
798	11-02-2026	MSQ Manifold-2605 Pump suction-47-P-106A/B From TK-2605 line 3rd/east (I/V D/S Flange)	798	"	Flange	0	0	0	0	0	0
799	11-02-2026	MSQ Manifold-2605 Pump suction-47-P-106A/B From TK-2605 line 3rd/east (I/V Flange (Bonnet)	799	"	Flange	0	0	0	0	0	0
800	11-02-2026	MSQ Manifold-2605 Pump suction-47-P-107A/B From TK-2605 line 1st/west (I/V Gland)	800	"	Valve	0	0	0	0	0	0
801	11-02-2026	MSQ Manifold-2605 Pump suction-47-P-107A/B From TK-2605 line 1st/west (I/V U/S Flange)	801	"	Flange	0	0	0	0	0	0
802	11-02-2026	MSQ Manifold-2605 Pump suction-47-P-107A/B From TK-2605 line 1st/west (I/V D/S Flange)	802	"	Flange	0	0	0	0	0	0
803	11-02-2026	MSQ Manifold-2605 Pump suction-47-P-107A/B From TK-2605 line 1st/west (I/V Flange (Bonnet)	803	"	Flange	0	0	0	0	0	0
804	11-02-2026	MSQ Manifold-2605 Pump suction-47-P-107A/B From TK-2605 line 2nd/middle (I/V Gland)	804	"	Valve	0	0	0	0	0	0
805	11-02-2026	MSQ Manifold-2605 Pump suction-47-P-107A/B From TK-2605 line 2nd/middle (I/V U/S Flange)	805	"	Flange	0	0	0	0	0	0
806	11-02-2026	MSQ Manifold-2605 Pump suction-47-P-107A/B From TK-2605 line 2nd/middle (I/V D/S Flange)	806	"	Flange	0	0	0	0	0	0
807	11-02-2026	MSQ Manifold-2605 Pump suction-47-P-107A/B From TK-2605 line 2nd/middle (I/V Flange (Bonnet)	807	"	Flange	0	0	0	0	0	0
808	11-02-2026	MSQ Manifold-2605 Pump suction-47-P-107A/B From TK-2605 line 3rdd/east (I/V Gland)	808	"	Valve	0	0	0	0	0	0
809	11-02-2026	MSQ Manifold-2605 Pump suction-47-P-107A/B From TK-2605 line 3rdd/east (I/V U/S Flange)	809	"	Flange	0	0	0	0	0	0
810	11-02-2026	MSQ Manifold-2605 Pump suction-47-P-107A/B From TK-2605 line 3rdd/east (I/V D/S Flange)	810	"	Flange	0	0	0	0	0	0
811	11-02-2026	MSQ Manifold-2605 Pump suction-47-P-107A/B From TK-2605 line 3rdd/east (I/V Flange (Bonnet)	811	"	Flange	0	0	0	0	0	0
812	11-02-2026	MSQ Manifold-2605 Pump suction-2605 line north side 10 " line west (I/V Gland)	812	10 Inch	Valve	0	0	0	0	0	0
813	11-02-2026	MSQ Manifold-2605 Pump suction-2605 line north side 10 " line west (I/V U/S Flange)	813	"	Flange	0	0	0	0	0	0
814	11-02-2026	MSQ Manifold-2605 Pump suction-2605 line north side 10 " line west (I/V D/S Flange)	814	"	Flange	0	0	0	0	0	0
815	11-02-2026	MSQ Manifold-2605 Pump suction-2605 line north side 10 " line west (I/V Flange (Bonnet)	815	"	Flange	0	0	0	0	0	0
816	11-02-2026	MSQ Manifold-2605 Pump suction-2605 line north side 10 " line east (I/V Gland)	816	"	Valve	0	0	0	0	0	0
817	11-02-2026	MSQ Manifold-2605 Pump suction-2605 line north side 10 " line east (I/V U/S Flange)	817	"	Flange	0	0	0	0	0	0
818	11-02-2026	MSQ Manifold-2605 Pump suction-2605 line north side 10 " line east (I/V D/S Flange)	818	"	Flange	0	0	0	0	0	0
819	11-02-2026	MSQ Manifold-2605 Pump suction-2605 line north side 10 " line east (I/V Flange (Bonnet)	819	"	Flange	0	0	0	0	0	0
820	11-02-2026	MSQ Manifold-2605 WO Unloading From Pump-201A/B line 1st/west (I/V Gland)	820	10 Inch	Valve	0	0	0	0	0	0
821	11-02-2026	MSQ Manifold-2605 WO Unloading From Pump-201A/B line 1st/west (I/V U/S Flange)	821	"	Flange	0	0	0	0	0	0
822	11-02-2026	MSQ Manifold-2605 WO Unloading From Pump-201A/B line 1st/west (I/V D/S Flange)	822	"	Flange	0	0	0	0	0	0
823	11-02-2026	MSQ Manifold-2605 WO Unloading From Pump-201A/B line 1st/west (I/V Flange (Bonnet)	823	"	Flange	0	0	0	0	0	0
824	11-02-2026	MSQ Manifold-2605 WO Unloading From Pump-201A/B line 2nd/east (I/V Gland)	824	"	Valve	0	0	0	0	0	0
825	11-02-2026	MSQ Manifold-2605 WO Unloading From Pump-201A/B line 2nd/east (I/V U/S Flange)	825	"	Flange	0	0	0	0	0	0
826	11-02-2026	MSQ Manifold-2605 WO Unloading From Pump-201A/B line 2nd/east (I/V D/S Flange)	826	"	Flange	0	0	0	0	0	0
827	11-02-2026	MSQ Manifold-2605 WO Unloading From Pump-201A/B line 2nd/east (I/V Flange (Bonnet)	827	"	Flange	0	0	0	0	0	0
828	11-02-2026	MSQ Manifold-2605 E-IV MS R/D From MSQ To TK-2605 line 1st/west (I/V Gland)	828	4 Inch	Valve	0	0	0	0	0	0
829	11-02-2026	MSQ Manifold-2605 E-IV MS R/D From MSQ To TK-2605 line 1st/west (I/V U/S Flange)	829	"	Flange	0	0	0	0	0	0
830	11-02-2026	MSQ Manifold-2605 E-IV MS R/D From MSQ To TK-2605 line 1st/west (I/V D/S Flange)	830	"	Flange	0	0	0	0	0	0
831	11-02-2026	MSQ Manifold-2605 E-IV MS R/D From MSQ To TK-2605 line 1st/west (I/V Flange (Bonnet)	831	"	Flange	0	0	0	0	0	0
832	11-02-2026	MSQ Manifold-2605 E-IV MS R/D From MSQ To TK-2605 line 2nd/middle (I/V Gland)	832	"	Valve	0	0	0	0	0	0
833	11-02-2026	MSQ Manifold-2605 E-IV MS R/D From MSQ To TK-2605 line 2nd/middle (I/V U/S Flange)	833	"	Flange	0	0	0	0	0	0
834	11-02-2026	MSQ Manifold-2605 E-IV MS R/D From MSQ To TK-2605 line 2nd/middle (I/V D/S Flange)	834	"	Flange	0	0	0	0	0	0

Sr.No.	Date	Location	Tag No.	Line Size	Componenet Type	Screening Value (PPM) before Repair	Emission Kg/Hr	Emission Kg/day	Screening Value (PPM) afterRepair	Emission Kg/Hr	Emission Kg/day
835	11-02-2026	MSQ Manifold-2605 E-IV MS R/D From MSQ To TK-2605 line 2nd/middle (I/V Flange (Bonnet)	835	"	Flange	0	0	0	0	0	0
836	11-02-2026	MSQ Manifold-2605 E-IV MS R/D From MSQ To TK-2605 line 3rd/ east (I/V Gland)	836	"	Valve	0	0	0	0	0	0
837	11-02-2026	MSQ Manifold-2605 E-IV MS R/D From MSQ To TK-2605 line 3rd/ east (I/V U/S Flange)	837	"	Flange	0	0	0	0	0	0
838	11-02-2026	MSQ Manifold-2605 E-IV MS R/D From MSQ To TK-2605 line 3rd/ east (I/V D/S Flange)	838	"	Flange	0	0	0	0	0	0
839	11-02-2026	MSQ Manifold-2605 E-IV MS R/D From MSQ To TK-2605 line 3rd/ east (I/V Flange (Bonnet)	839	"	Flange	0	0	0	0	0	0
840	11-02-2026	MSQ Manifold-2605 MTBE From 47-P-106A/B To Tank-2605 line 1st/west (I/V Gland)	840	3 Inch	Valve	0	0	0	0	0	0
841	11-02-2026	MSQ Manifold-2605 MTBE From 47-P-106A/B To Tank-2605 line 1st/west (I/V U/S Flange)	841	"	Flange	0	0	0	0	0	0
842	11-02-2026	MSQ Manifold-2605 MTBE From 47-P-106A/B To Tank-2605 line 1st/west (I/V D/S Flange)	842	"	Flange	0	0	0	0	0	0
843	11-02-2026	MSQ Manifold-2605 MTBE From 47-P-106A/B To Tank-2605 line 1st/west (I/V Flange (Bonnet)	843	"	Flange	0	0	0	0	0	0
844	11-02-2026	MSQ Manifold-2605 MTBE From 47-P-106A/B To Tank-2605 line 2nd/middle (I/V Gland)	844	"	Valve	0	0	0	0	0	0
845	11-02-2026	MSQ Manifold-2605 MTBE From 47-P-106A/B To Tank-2605 line 2nd/middle (I/V U/S Flange)	845	"	Flange	0	0	0	0	0	0
846	11-02-2026	MSQ Manifold-2605 MTBE From 47-P-106A/B To Tank-2605 line 2nd/middle (I/V D/S Flange)	846	"	Flange	0	0	0	0	0	0
847	11-02-2026	MSQ Manifold-2605 MTBE From 47-P-106A/B To Tank-2605 line 2nd/middle (I/V Flange (Bonnet)	847	"	Flange	0	0	0	0	0	0
848	11-02-2026	MSQ Manifold-2605 MTBE From 47-P-106A/B To Tank-2605 line 3rd/east (I/V Gland)	848	"	Valve	0	0	0	0	0	0
849	11-02-2026	MSQ Manifold-2605 MTBE From 47-P-106A/B To Tank-2605 line 3rd/east (I/V U/S Flange)	849	"	Flange	0	0	0	0	0	0
850	11-02-2026	MSQ Manifold-2605 MTBE From 47-P-106A/B To Tank-2605 line 3rd/east (I/V D/S Flange)	850	"	Flange	0	0	0	0	0	0
851	11-02-2026	MSQ Manifold-2605 MTBE From 47-P-106A/B To Tank-2605 line 3rd/east (I/V Flange (Bonnet)	851	"	Flange	0	0	0	0	0	0
852	11-02-2026	MSQ Manifold-2605 E-III MS R/D From MSQ To TK-2605 line 1st/west (I/V Gland)	852	6 Inch	Valve	60.8	0.000121	0.002914	60.8	0.000121	0.002914
853	11-02-2026	MSQ Manifold-2605 E-III MS R/D From MSQ To TK-2605 line 1st/west (I/V U/S Flange)	853	"	Flange	0	0	0	0	0	0
854	11-02-2026	MSQ Manifold-2605 E-III MS R/D From MSQ To TK-2605 line 1st/west (I/V D/S Flange)	854	"	Flange	0	0	0	0	0	0
855	11-02-2026	MSQ Manifold-2605 E-III MS R/D From MSQ To TK-2605 line 1st/west (I/V Flange (Bonnet)	855	"	Flange	0	0	0	0	0	0
856	11-02-2026	MSQ Manifold-2605 E-III MS R/D From MSQ To TK-2605 line 2nd/middle (I/V Gland)	856	"	Valve	0	0	0	0	0	0
857	11-02-2026	MSQ Manifold-2605 E-III MS R/D From MSQ To TK-2605 line 2nd/middle (I/V U/S Flange)	857	"	Flange	0	0	0	0	0	0
858	11-02-2026	MSQ Manifold-2605 E-III MS R/D From MSQ To TK-2605 line 2nd/middle (I/V D/S Flange)	858	"	Flange	0	0	0	0	0	0
859	11-02-2026	MSQ Manifold-2605 E-III MS R/D From MSQ To TK-2605 line 2nd/middle (I/V Flange (Bonnet)	859	"	Flange	0	0	0	0	0	0
860	11-02-2026	MSQ Manifold-2605 E-III MS R/D From MSQ To TK-2605 line 3rd/east (I/V Gland)	860	"	Valve	0	0	0	0	0	0
861	11-02-2026	MSQ Manifold-2605 E-III MS R/D From MSQ To TK-2605 line 3rd/east (I/V U/S Flange)	861	"	Flange	0	0	0	0	0	0
862	11-02-2026	MSQ Manifold-2605 E-III MS R/D From MSQ To TK-2605 line 3rd/east (I/V D/S Flange)	862	"	Flange	0	0	0	0	0	0
863	11-02-2026	MSQ Manifold-2605 E-III MS R/D From MSQ To TK-2605 line 3rd/east (I/V Flange (Bonnet)	863	"	Flange	0	0	0	0	0	0
864	13-02-2026	MSQ Manifold-2603 Pump suction-47-P-106A/B From TK-2605 line 1st/east (I/V Gland)	864	6 Inch	Valve	0	0	0	0	0	0
865	13-02-2026	MSQ Manifold-2603 Pump suction-47-P-106A/B From TK-2605 line 1st/east (I/V U/S Flange)	865	"	Flange	0	0	0	0	0	0
866	13-02-2026	MSQ Manifold-2603 Pump suction-47-P-106A/B From TK-2605 line 1st/east (I/V D/S Flange)	866	"	Flange	0	0	0	0	0	0
867	13-02-2026	MSQ Manifold-2603 Pump suction-47-P-106A/B From TK-2605 line 1st/east (I/V Flange (Bonnet)	867	"	Flange	0	0	0	0	0	0
868	13-02-2026	MSQ Manifold-2603 Pump suction-47-P-106A/B From TK-2605 line 2nd/middle (I/V Gland)	868	"	Valve	0	0	0	0	0	0
869	13-02-2026	MSQ Manifold-2603 Pump suction-47-P-106A/B From TK-2605 line 2nd/middle (I/V U/S Flange)	869	"	Flange	0	0	0	0	0	0
870	13-02-2026	MSQ Manifold-2603 Pump suction-47-P-106A/B From TK-2605 line 2nd/middle (I/V D/S Flange)	870	"	Flange	0	0	0	0	0	0
871	13-02-2026	MSQ Manifold-2603 Pump suction-47-P-106A/B From TK-2605 line 2nd/middle (I/V Flange (Bonnet)	871	"	Flange	0	0	0	0	0	0
872	13-02-2026	MSQ Manifold-2603 Pump suction-47-P-106A/B From TK-2605 line 3rd/west (I/V Gland)	872	"	Valve	0	0	0	0	0	0
873	13-02-2026	MSQ Manifold-2603 Pump suction-47-P-106A/B From TK-2605 line 3rd/west (I/V U/S Flange)	873	"	Flange	0	0	0	0	0	0
874	13-02-2026	MSQ Manifold-2603 Pump suction-47-P-106A/B From TK-2605 line 3rd/west (I/V D/S Flange)	874	"	Flange	0	0	0	0	0	0

Sr.No.	Date	Location	Tag No.	Line Size	Componenet Type	Screening Value (PPM) before Repair	Emission Kg/Hr	Emission Kg/day	Screening Value (PPM) afterRepair	Emission Kg/Hr	Emission Kg/day
875	13-02-2026	MSQ Manifold-2603 Pump suction-47-P-106A/B From TK-2605 line 3rd/west (I/V Flange (Bonnet)	875	"	Flange	0	0	0	0	0	0
876	13-02-2026	MSQ Manifold-2603 MTBE From 47-P-108A/B From Tank-2603 line 1st/west (I/V Gland)	876	3 Inch	Valve	0	0	0	0	0	0
877	13-02-2026	MSQ Manifold-2603 MTBE From 47-P-108A/B From Tank-2603 line 1st/west (I/V U/S Flange)	877	"	Flange	0	0	0	0	0	0
878	13-02-2026	MSQ Manifold-2603 MTBE From 47-P-108A/B From Tank-2603 line 1st/west (I/V D/S Flange)	878	"	Flange	0	0	0	0	0	0
879	13-02-2026	MSQ Manifold-2603 MTBE From 47-P-108A/B From Tank-2603 line 1st/west (I/V Flange (Bonnet)	879	"	Flange	0	0	0	0	0	0
880	13-02-2026	MSQ Manifold-2603 MTBE From 47-P-108A/B From Tank-2603 line 2nd/middle (I/V Gland)	880	"	Valve	0	0	0	0	0	0
881	13-02-2026	MSQ Manifold-2603 MTBE From 47-P-108A/B From Tank-2603 line 2nd/middle (I/V U/S Flange)	881	"	Flange	0	0	0	0	0	0
882	13-02-2026	MSQ Manifold-2603 MTBE From 47-P-108A/B From Tank-2603 line 2nd/middle (I/V D/S Flange)	882	"	Flange	0	0	0	0	0	0
883	13-02-2026	MSQ Manifold-2603 MTBE From 47-P-108A/B From Tank-2603 line 2nd/middle (I/V Flange (Bonnet)	883	"	Flange	0	0	0	0	0	0
884	13-02-2026	MSQ Manifold-2603 MTBE From 47-P-108A/B From Tank-2603 line 3rd/east (I/V Gland)	884	"	Valve	0	0	0	0	0	0
885	13-02-2026	MSQ Manifold-2603 MTBE From 47-P-108A/B From Tank-2603 line 3rd/east (I/V U/S Flange)	885	"	Flange	0	0	0	0	0	0
886	13-02-2026	MSQ Manifold-2603 MTBE From 47-P-108A/B From Tank-2603 line 3rd/east (I/V D/S Flange)	886	"	Flange	0	0	0	0	0	0
887	13-02-2026	MSQ Manifold-2603 MTBE From 47-P-108A/B From Tank-2603 line 3rd/east (I/V Flange (Bonnet)	887	"	Flange	0	0	0	0	0	0
888	13-02-2026	MSQ Manifold-2603 E-IV MS R/D From MSQ To TK-2603 line 1st/west (I/V Gland)	888	6 Inch	Valve	0	0	0	0	0	0
889	13-02-2026	MSQ Manifold-2603 E-IV MS R/D From MSQ To TK-2603 line 1st/west (I/V U/S Flange)	889	"	Flange	0	0	0	0	0	0
890	13-02-2026	MSQ Manifold-2603 E-IV MS R/D From MSQ To TK-2603 line 1st/west (I/V D/S Flange)	890	"	Flange	0	0	0	0	0	0
891	13-02-2026	MSQ Manifold-2603 E-IV MS R/D From MSQ To TK-2603 line 1st/west (I/V Flange (Bonnet)	891	"	Flange	0	0	0	0	0	0
892	13-02-2026	MSQ Manifold-2603 E-IV MS R/D From MSQ To TK-2603 line 2nd/middle (I/V Gland)	892	"	Valve	0	0	0	0	0	0
893	13-02-2026	MSQ Manifold-2603 E-IV MS R/D From MSQ To TK-2603 line 2nd/middle (I/V U/S Flange)	893	"	Flange	0	0	0	0	0	0
894	13-02-2026	MSQ Manifold-2603 E-IV MS R/D From MSQ To TK-2603 line 2nd/middle (I/V D/S Flange)	894	"	Flange	0	0	0	0	0	0
895	13-02-2026	MSQ Manifold-2603 E-IV MS R/D From MSQ To TK-2603 line 2nd/middle (I/V Flange (Bonnet)	895	"	Flange	0	0	0	0	0	0
896	13-02-2026	MSQ Manifold-2603 E-IV MS R/D From MSQ To TK-2603 line 3rd/ east (I/V Gland)	896	"	Valve	0	0	0	0	0	0
897	13-02-2026	MSQ Manifold-2603 E-IV MS R/D From MSQ To TK-2603 line 3rd/ east (I/V U/S Flange)	897	"	Flange	0	0	0	0	0	0
898	13-02-2026	MSQ Manifold-2603 E-IV MS R/D From MSQ To TK-2603 line 3rd/ east (I/V D/S Flange)	898	"	Flange	0	0	0	0	0	0
899	13-02-2026	MSQ Manifold-2603 E-IV MS R/D From MSQ To TK-2603 line 3rd/ east (I/V Flange (Bonnet)	899	"	Flange	0	0	0	0	0	0
900	13-02-2026	MSQ Manifold-2603 E-III MS R/D From MSQ To TK-2603 line 1st/west (I/V Gland)	900	6 Inch	Valve	0	0	0	0	0	0
901	13-02-2026	MSQ Manifold-2603 E-III MS R/D From MSQ To TK-2603 line 1st/west (I/V U/S Flange)	901	"	Flange	0	0	0	0	0	0
902	13-02-2026	MSQ Manifold-2603 E-III MS R/D From MSQ To TK-2603 line 1st/west (I/V D/S Flange)	902	"	Flange	0	0	0	0	0	0
903	13-02-2026	MSQ Manifold-2603 E-III MS R/D From MSQ To TK-2603 line 1st/west (I/V Flange (Bonnet)	903	"	Flange	0	0	0	0	0	0
904	13-02-2026	MSQ Manifold-2603 E-III MS R/D From MSQ To TK-2603 line 2nd/middle (I/V Gland)	904	"	Valve	0	0	0	0	0	0
905	13-02-2026	MSQ Manifold-2603 E-III MS R/D From MSQ To TK-2603 line 2nd/middle (I/V U/S Flange)	905	"	Flange	0	0	0	0	0	0
906	13-02-2026	MSQ Manifold-2603 E-III MS R/D From MSQ To TK-2603 line 2nd/middle (I/V D/S Flange)	906	"	Flange	0	0	0	0	0	0
907	13-02-2026	MSQ Manifold-2603 E-III MS R/D From MSQ To TK-2603 line 2nd/middle (I/V Flange (Bonnet)	907	"	Flange	0	0	0	0	0	0
908	13-02-2026	MSQ Manifold-2603 E-III MS R/D From MSQ To TK-2603 line 3rd/east (I/V Gland)	908	"	Valve	4953	0.002047	0.049129	4953	0.002047	0.049129
909	13-02-2026	MSQ Manifold-2603 E-III MS R/D From MSQ To TK-2603 line 3rd/east (I/V U/S Flange)	909	"	Flange	0	0	0	0	0	0
910	13-02-2026	MSQ Manifold-2603 E-III MS R/D From MSQ To TK-2603 line 3rd/east (I/V D/S Flange)	910	"	Flange	0	0	0	0	0	0
911	13-02-2026	MSQ Manifold-2603 E-III MS R/D From MSQ To TK-2603 line 3rd/east (I/V Flange (Bonnet)	911	"	Flange	0	0	0	0	0	0
912	13-02-2026	MSQ Manifold-2603 Jet mixing line-2603 1st/west (I/V Gland)	912	"	Valve	0	0	0	0	0	0
913	13-02-2026	MSQ Manifold-2603 Jet mixing line-2603 1st/west (I/V U/S Flange)	913	"	Flange	0	0	0	0	0	0
914	13-02-2026	MSQ Manifold-2603 Jet mixing line-2603 1st/west (I/V D/S Flange)	914	"	Flange	0	0	0	0	0	0

Sr.No.	Date	Location	Tag No.	Line Size	Componenet Type	Screening Value (PPM) before Repair	Emission Kg/Hr	Emission Kg/day	Screening Value (PPM) afterRepair	Emission Kg/Hr	Emission Kg/day
915	13-02-2026	MSQ Manifold-2603 Jet mixing line-2603 1st/west (I/V Flange (Bonnet)	915	"	Flange	0	0	0	0	0	0
916	13-02-2026	MSQ Manifold-2603 Jet mixing line-2603 2nd/Middle (I/V Gland)	916	"	Valve	0	0	0	0	0	0
917	13-02-2026	MSQ Manifold-2603 Jet mixing line-2603 2nd/Middle (I/V U/S Flange)	917	"	Flange	0	0	0	0	0	0
918	13-02-2026	MSQ Manifold-2603 Jet mixing line-2603 2nd/Middle (I/V D/S Flange)	918	"	Flange	0	0	0	0	0	0
919	13-02-2026	MSQ Manifold-2603 Jet mixing line-2603 2nd/Middle (I/V Flange (Bonnet)	919	"	Flange	0	0	0	0	0	0
920	13-02-2026	MSQ Manifold-2603 Jet mixing line-2603 3rd/east (I/V Gland)	920	"	Valve	0	0	0	0	0	0
921	13-02-2026	MSQ Manifold-2603 Jet mixing line-2603 3rd/east (I/V U/S Flange)	921	"	Flange	0	0	0	0	0	0
922	13-02-2026	MSQ Manifold-2603 Jet mixing line-2603 3rd/east (I/V D/S Flange)	922	"	Flange	0	0	0	0	0	0
923	13-02-2026	MSQ Manifold-2603 Jet mixing line-2603 3rd/east (I/V Flange (Bonnet)	923	"	Flange	0	0	0	0	0	0
924	13-02-2026	MSQ Manifold-2603 C.N R/D 2603 line 1st/west (I/V Gland)	924	3 Inch	Valve	0	0	0	0	0	0
925	13-02-2026	MSQ Manifold-2603 C.N R/D 2603 line 1st/west (I/V U/S Flange)	925	"	Flange	0	0	0	0	0	0
926	13-02-2026	MSQ Manifold-2603 C.N R/D 2603 line 1st/west (I/V D/S Flange)	926	"	Flange	0	0	0	0	0	0
927	13-02-2026	MSQ Manifold-2603 C.N R/D 2603 line 1st/west (I/V Flange (Bonnet)	927	"	Flange	0	0	0	0	0	0
928	13-02-2026	MSQ Manifold-2603 C.N R/D 2603 line 2nd/middle (I/V Gland)	928	"	Valve	0	0	0	0	0	0
929	13-02-2026	MSQ Manifold-2603 C.N R/D 2603 line 2nd/middle (I/V U/S Flange)	929	"	Flange	0	0	0	0	0	0
930	13-02-2026	MSQ Manifold-2603 C.N R/D 2603 line 2nd/middle (I/V D/S Flange)	930	"	Flange	0	0	0	0	0	0
931	13-02-2026	MSQ Manifold-2603 C.N R/D 2603 line 2nd/middle (I/V Flange (Bonnet)	931	"	Flange	0	0	0	0	0	0
932	13-02-2026	MSQ Manifold-2603 C.N R/D 2603 line 3rd/east (I/V Gland)	932	"	Valve	0	0	0	0	0	0
933	13-02-2026	MSQ Manifold-2603 C.N R/D 2603 line 3rd/east (I/V U/S Flange)	933	"	Flange	0	0	0	0	0	0
934	13-02-2026	MSQ Manifold-2603 C.N R/D 2603 line 3rd/east (I/V D/S Flange)	934	"	Flange	0	0	0	0	0	0
935	13-02-2026	MSQ Manifold-2603 C.N R/D 2603 line 3rd/east (I/V Flange (Bonnet)	935	"	Flange	0	0	0	0	0	0
936	13-02-2026	MSQ Manifold-2603 M.A R/D-2603 line 1st/west (I/V Gland)	936	6 Inch	Valve	0	0	0	0	0	0
937	13-02-2026	MSQ Manifold-2603 M.A R/D-2603 line 1st/west (I/V U/S Flange)	937	"	Flange	0	0	0	0	0	0
938	13-02-2026	MSQ Manifold-2603 M.A R/D-2603 line 1st/west (I/V D/S Flange)	938	"	Flange	0	0	0	0	0	0
939	13-02-2026	MSQ Manifold-2603 M.A R/D-2603 line 1st/west (I/V Flange (Bonnet)	939	"	Flange	0	0	0	0	0	0
940	13-02-2026	MSQ Manifold-2603 M.A R/D-2603 line 2nd/middle (I/V Gland)	940	"	Valve	0	0	0	0	0	0
941	13-02-2026	MSQ Manifold-2603 M.A R/D-2603 line 2nd/middle (I/V U/S Flange)	941	"	Flange	0	0	0	0	0	0
942	13-02-2026	MSQ Manifold-2603 M.A R/D-2603 line 2nd/middle (I/V D/S Flange)	942	"	Flange	0	0	0	0	0	0
943	13-02-2026	MSQ Manifold-2603 M.A R/D-2603 line 2nd/middle (I/V Flange (Bonnet)	943	"	Flange	0	0	0	0	0	0
944	13-02-2026	MSQ Manifold-2603 M.A R/D-2603 line 3rd/est (I/V Gland)	944	"	Valve	0	0	0	0	0	0
945	13-02-2026	MSQ Manifold-2603 M.A R/D-2603 line 3rd/est (I/V U/S Flange)	945	"	Flange	0	0	0	0	0	0
946	13-02-2026	MSQ Manifold-2603 M.A R/D-2603 line 3rd/est (I/V D/S Flange)	946	"	Flange	0	0	0	0	0	0
947	13-02-2026	MSQ Manifold-2603 M.A R/D-2603 line 3rd/est (I/V Flange (Bonnet)	947	"	Flange	0	0	0	0	0	0
948	13-02-2026	MSQ Manifold-2603 CDU-II SRN R/D-2603 line 1st/west (I/V Gland)	948	6 Inch	Valve	0	0	0	0	0	0
949	13-02-2026	MSQ Manifold-2603 CDU-II SRN R/D-2603 line 1st/west (I/V U/S Flange)	949	"	Flange	0	0	0	0	0	0
950	13-02-2026	MSQ Manifold-2603 CDU-II SRN R/D-2603 line 1st/west (I/V D/S Flange)	950	"	Flange	0	0	0	0	0	0
951	13-02-2026	MSQ Manifold-2603 CDU-II SRN R/D-2603 line 1st/west (I/V Flange (Bonnet)	951	"	Flange	0	0	0	0	0	0
952	13-02-2026	MSQ Manifold-2603 CDU-II SRN R/D-2603 line 2nd/middle (I/V Gland)	952	"	Valve	0	0	0	0	0	0
953	13-02-2026	MSQ Manifold-2603 CDU-II SRN R/D-2603 line 2nd/middle (I/V U/S Flange)	953	"	Flange	0	0	0	0	0	0
954	13-02-2026	MSQ Manifold-2603 CDU-II SRN R/D-2603 line 2nd/middle (I/V D/S Flange)	954	"	Flange	0	0	0	0	0	0

Sr.No.	Date	Location	Tag No.	Line Size	Componenet Type	Screening Value (PPM) before Repair	Emission Kg/Hr	Emission Kg/day	Screening Value (PPM) afterRepair	Emission Kg/Hr	Emission Kg/day
955	13-02-2026	MSQ Manifold-2603 CDU-II SRN R/D-2603 line 2nd/middle (I/V Flange (Bonnet)	955	"	Flange	0	0	0	0	0	0
956	13-02-2026	MSQ Manifold-2603 CDU-II SRN R/D-2603 line 3rd/east (I/V Gland)	956	"	Valve	0	0	0	0	0	0
957	13-02-2026	MSQ Manifold-2603 CDU-II SRN R/D-2603 line 3rd/east (I/V U/S Flange)	957	"	Flange	0	0	0	0	0	0
958	13-02-2026	MSQ Manifold-2603 CDU-II SRN R/D-2603 line 3rd/east (I/V D/S Flange)	958	"	Flange	0	0	0	0	0	0
959	13-02-2026	MSQ Manifold-2603 CDU-II SRN R/D-2603 line 3rd/east (I/V Flange (Bonnet)	959	"	Flange	0	0	0	0	0	0
960	13-02-2026	MSQ Manifold-2603 CDU-I SRN R/D-2603 line 1st/West (I/V Gland)	960	4 Inch	Valve	0	0	0	0	0	0
961	13-02-2026	MSQ Manifold-2603 CDU-I SRN R/D-2603 line 1st/West (I/V U/S Flange)	961	"	Flange	0	0	0	0	0	0
962	13-02-2026	MSQ Manifold-2603 CDU-I SRN R/D-2603 line 1st/West (I/V D/S Flange)	962	"	Flange	0	0	0	0	0	0
963	13-02-2026	MSQ Manifold-2603 CDU-I SRN R/D-2603 line 1st/West (I/V Flange (Bonnet)	963	"	Flange	0	0	0	0	0	0
964	13-02-2026	MSQ Manifold-2603 CDU-I SRN R/D-2603 line 2nd/middle (I/V Gland)	964	"	Valve	0	0	0	0	0	0
965	13-02-2026	MSQ Manifold-2603 CDU-I SRN R/D-2603 line 2nd/middle (I/V U/S Flange)	965	"	Flange	0	0	0	0	0	0
966	13-02-2026	MSQ Manifold-2603 CDU-I SRN R/D-2603 line 2nd/middle (I/V D/S Flange)	966	"	Flange	0	0	0	0	0	0
967	13-02-2026	MSQ Manifold-2603 CDU-I SRN R/D-2603 line 2nd/middle (I/V Flange (Bonnet)	967	"	Flange	0	0	0	0	0	0
968	13-02-2026	MSQ Manifold-2603 CDU-I SRN R/D-2603 line 3rd/east (I/V Gland)	968	"	Valve	0	0	0	0	0	0
969	13-02-2026	MSQ Manifold-2603 CDU-I SRN R/D-2603 line 3rd/east (I/V U/S Flange)	969	"	Flange	0	0	0	0	0	0
970	13-02-2026	MSQ Manifold-2603 CDU-I SRN R/D-2603 line 3rd/east (I/V D/S Flange)	970	"	Flange	0	0	0	0	0	0
971	13-02-2026	MSQ Manifold-2603 CDU-I SRN R/D-2603 line 3rd/east (I/V Flange (Bonnet)	971	"	Flange	0	0	0	0	0	0
972	13-02-2026	MSQ Manifold-2603 GSPL-2603 line 1st /east (I/V Gland)	972	10 Inch	Valve	0	0	0	0	0	0
973	13-02-2026	MSQ Manifold-2603 GSPL-2603 line 1st /east (I/V U/S Flange)	973	"	Flange	0	0	0	0	0	0
974	13-02-2026	MSQ Manifold-2603 GSPL-2603 line 1st /east (I/V D/S Flange)	974	"	Flange	0	0	0	0	0	0
975	13-02-2026	MSQ Manifold-2603 GSPL-2603 line 1st /east (I/V Flange (Bonnet)	975	"	Flange	0	0	0	0	0	0
976	13-02-2026	MSQ Manifold-2603 GSPL-2603 line 2nd/middle (I/V Gland)	976	"	Valve	0	0	0	0	0	0
977	13-02-2026	MSQ Manifold-2603 GSPL-2603 line 2nd/middle (I/V U/S Flange)	977	"	Flange	0	0	0	0	0	0
978	13-02-2026	MSQ Manifold-2603 GSPL-2603 line 2nd/middle (I/V D/S Flange)	978	"	Flange	0	0	0	0	0	0
979	13-02-2026	MSQ Manifold-2603 GSPL-2603 line 2nd/middle (I/V Flange (Bonnet)	979	"	Flange	0	0	0	0	0	0
980	13-02-2026	MSQ Manifold-2603 GSPL-2603 line 3rd/west (I/V Gland)	980	"	Valve	0	0	0	0	0	0
981	13-02-2026	MSQ Manifold-2603 GSPL-2603 line 3rd/west (I/V U/S Flange)	981	"	Flange	0	0	0	0	0	0
982	13-02-2026	MSQ Manifold-2603 GSPL-2603 line 3rd/west (I/V D/S Flange)	982	"	Flange	0	0	0	0	0	0
983	13-02-2026	MSQ Manifold-2603 GSPL-2603 line 3rd/west (I/V Flange (Bonnet)	983	"	Flange	0	0	0	0	0	0
984	13-02-2026	MSQ Manifold-2603 Pump suction-2603 line 1st /east (I/V Gland)	984	6 Inch	Valve	0	0	0	0	0	0
985	13-02-2026	MSQ Manifold-2603 Pump suction-2603 line 1st /east (I/V U/S Flange)	985	"	Flange	0	0	0	0	0	0
986	13-02-2026	MSQ Manifold-2603 Pump suction-2603 line 1st /east (I/V D/S Flange)	986	"	Flange	0	0	0	0	0	0
987	13-02-2026	MSQ Manifold-2603 Pump suction-2603 line 1st /east (I/V Flange (Bonnet)	987	"	Flange	0	0	0	0	0	0
988	13-02-2026	MSQ Manifold-2603 Pump suction-2603 line 2nd /midle (I/V Gland)	988	"	Valve	0	0	0	0	0	0
989	13-02-2026	MSQ Manifold-2603 Pump suction-2603 line 2nd /midle (I/V U/S Flange)	989	"	Flange	0	0	0	0	0	0
990	13-02-2026	MSQ Manifold-2603 Pump suction-2603 line 2nd /midle (I/V D/S Flange)	990	"	Flange	0	0	0	0	0	0
991	13-02-2026	MSQ Manifold-2603 Pump suction-2603 line 2nd /midle (I/V Flange (Bonnet)	991	"	Flange	0	0	0	0	0	0
992	13-02-2026	MSQ Manifold-2603 Pump suction-2603 line 3rd/west (I/V Gland)	992	"	Valve	0	0	0	0	0	0
993	13-02-2026	MSQ Manifold-2603 Pump suction-2603 line 3rd/west (I/V U/S Flange)	993	"	Flange	0	0	0	0	0	0
994	13-02-2026	MSQ Manifold-2603 Pump suction-2603 line 3rd/west (I/V D/S Flange)	994	"	Flange	0	0	0	0	0	0

Sr.No.	Date	Location	Tag No.	Line Size	Componenet Type	Screening Value (PPM) before Repair	Emission Kg/Hr	Emission Kg/day	Screening Value (PPM) afterRepair	Emission Kg/Hr	Emission Kg/day
995	13-02-2026	MSQ Manifold-2603 Pump suction-2603 line 3rd/west (I/V Flange (Bonnet)	995	"	Flange	0	0	0	0	0	0
996	13-02-2026	MSQ Manifold-2603 SRN Pump suction-2604 line 1st /east (I/V Gland)	996	6 Inch	Valve	0	0	0	0	0	0
997	13-02-2026	MSQ Manifold-2603 SRN Pump suction-2604 line 1st /east (I/V U/S Flange)	997	"	Flange	0	0	0	0	0	0
998	13-02-2026	MSQ Manifold-2603 SRN Pump suction-2604 line 1st /east (I/V D/S Flange)	998	"	Flange	0	0	0	0	0	0
999	13-02-2026	MSQ Manifold-2603 SRN Pump suction-2604 line 1st /east (I/V Flange (Bonnet)	999	"	Flange	0	0	0	0	0	0
1000	13-02-2026	MSQ Manifold-2603 SRN Pump suction-2604 line 2nd/middle (I/V Gland)	1000	"	Valve	0	0	0	0	0	0
1001	13-02-2026	MSQ Manifold-2603 SRN Pump suction-2604 line 2nd/middle (I/V U/S Flange)	1001	"	Flange	0	0	0	0	0	0
1002	13-02-2026	MSQ Manifold-2603 SRN Pump suction-2604 line 2nd/middle (I/V D/S Flange)	1002	"	Flange	0	0	0	0	0	0
1003	13-02-2026	MSQ Manifold-2603 SRN Pump suction-2604 line 2nd/middle (I/V Flange (Bonnet)	1003	"	Flange	0	0	0	0	0	0
1004	13-02-2026	MSQ Manifold-2603 SRN Pump suction-2604 line 3rd/west (I/V Gland)	1004	"	Valve	0	0	0	0	0	0
1005	13-02-2026	MSQ Manifold-2603 SRN Pump suction-2604 line 3rd/west (I/V U/S Flange)	1005	"	Flange	0	0	0	0	0	0
1006	13-02-2026	MSQ Manifold-2603 SRN Pump suction-2604 line 3rd/west (I/V D/S Flange)	1006	"	Flange	0	0	0	0	0	0
1007	13-02-2026	MSQ Manifold-2603 SRN Pump suction-2604 line 3rd/west (I/V Flange (Bonnet)	1007	"	Flange	0	0	0	0	0	0
1008	13-02-2026	Manifold-2603 GSPL-2604 line 1st /East (I/V Gland)	1008	10 Inch	Valve	0	0	0	0	0	0
1009	13-02-2026	MSQ Manifold-2603 GSPL-2604 line 1st /East (I/V U/S Flange)	1009	"	Flange	0	0	0	0	0	0
1010	13-02-2026	MSQ Manifold-2603 GSPL-2604 line 1st /East (I/V D/S Flange)	1010	"	Flange	0	0	0	0	0	0
1011	13-02-2026	MSQ Manifold-2603 GSPL-2604 line 1st /East (I/V Flange (Bonnet)	1011	"	Flange	0	0	0	0	0	0
1012	13-02-2026	MSQ Manifold-2603 GSPL-2604 line 2nd/middle (I/V Gland)	1012	"	Valve	0	0	0	0	0	0
1013	13-02-2026	MSQ Manifold-2603 GSPL-2604 line 2nd/middle (I/V U/S Flange)	1013	"	Flange	0	0	0	0	0	0
1014	13-02-2026	MSQ Manifold-2603 GSPL-2604 line 2nd/middle (I/V D/S Flange)	1014	"	Flange	0	0	0	0	0	0
1015	13-02-2026	MSQ Manifold-2603 GSPL-2604 line 2nd/middle (I/V Flange (Bonnet)	1015	"	Flange	0	0	0	0	0	0
1016	13-02-2026	MSQ Manifold-2603 GSPL-2604 line 3rd/west (I/V Gland)	1016	"	Valve	0	0	0	0	0	0
1017	13-02-2026	MSQ Manifold-2603 GSPL-2604 line 3rd/west (I/V U/S Flange)	1017	"	Flange	0	0	0	0	0	0
1018	13-02-2026	MSQ Manifold-2603 GSPL-2604 line 3rd/west (I/V D/S Flange)	1018	"	Flange	0	0	0	0	0	0
1019	13-02-2026	MSQ Manifold-2603 GSPL-2604 line 3rd/west (I/V Flange (Bonnet)	1019	"	Flange	0	0	0	0	0	0
1020	13-02-2026	MSQ Manifold-2603 CDU-I SRN R/D-2604 line 1st/west (I/V Gland)	1020	4 Inch	Valve	0	0	0	0	0	0
1021	13-02-2026	MSQ Manifold-2603 CDU-I SRN R/D-2604 line 1st/west (I/V U/S Flange)	1021	"	Flange	0	0	0	0	0	0
1022	13-02-2026	MSQ Manifold-2603 CDU-I SRN R/D-2604 line 1st/west (I/V D/S Flange)	1022	"	Flange	0	0	0	0	0	0
1023	13-02-2026	MSQ Manifold-2603 CDU-I SRN R/D-2604 line 1st/west (I/V Flange (Bonnet)	1023	"	Flange	0	0	0	0	0	0
1024	13-02-2026	MSQ Manifold-2603 CDU-I SRN R/D-2604 line 2nd/middle (I/V Gland)	1024	"	Valve	0	0	0	0	0	0
1025	13-02-2026	MSQ Manifold-2603 CDU-I SRN R/D-2604 line 2nd/middle (I/V U/S Flange)	1025	"	Flange	0	0	0	0	0	0
1026	13-02-2026	MSQ Manifold-2603 CDU-I SRN R/D-2604 line 2nd/middle (I/V D/S Flange)	1026	"	Flange	0	0	0	0	0	0
1027	13-02-2026	MSQ Manifold-2603 CDU-I SRN R/D-2604 line 2nd/middle (I/V Flange (Bonnet)	1027	"	Flange	0	0	0	0	0	0
1028	13-02-2026	MSQ Manifold-2603 CDU-I SRN R/D-2604 line 3rd/east (I/V Gland)	1028	"	Valve	0	0	0	0	0	0
1029	13-02-2026	MSQ Manifold-2603 CDU-I SRN R/D-2604 line 3rd/east (I/V U/S Flange)	1029	"	Flange	0	0	0	0	0	0
1030	13-02-2026	MSQ Manifold-2603 CDU-I SRN R/D-2604 line 3rd/east (I/V D/S Flange)	1030	"	Flange	0	0	0	0	0	0
1031	13-02-2026	MSQ Manifold-2603 CDU-I SRN R/D-2604 line 3rd/east (I/V Flange (Bonnet)	1031	"	Flange	0	0	0	0	0	0
1032	13-02-2026	MSQ Manifold-2603 CDU-II SRN R/D-2604 line 1st/west (I/V Gland)	1032	6 Inch	Valve	0	0	0	0	0	0
1033	13-02-2026	MSQ Manifold-2603 CDU-II SRN R/D-2604 line 1st/west (I/V U/S Flange)	1033	"	Flange	0	0	0	0	0	0
1034	13-02-2026	MSQ Manifold-2603 CDU-II SRN R/D-2604 line 1st/west (I/V D/S Flange)	1034	"	Flange	0	0	0	0	0	0

Sr.No.	Date	Location	Tag No.	Line Size	Componenet Type	Screening Value (PPM) before Repair	Emission Kg/Hr	Emission Kg/day	Screening Value (PPM) afterRepair	Emission Kg/Hr	Emission Kg/day
1035	13-02-2026	MSQ Manifold-2603 CDU-II SRN R/D-2604 line 1st/west (I/V Flange (Bonnet)	1035	"	Flange	0	0	0	0	0	0
1036	13-02-2026	MSQ Manifold-2603 CDU-II SRN R/D-2604 line 2nd/middle (I/V Gland)	1036	"	Valve	0	0	0	0	0	0
1037	13-02-2026	MSQ Manifold-2603 CDU-II SRN R/D-2604 line 2nd/middle (I/V U/S Flange)	1037	"	Flange	0	0	0	0	0	0
1038	13-02-2026	MSQ Manifold-2603 CDU-II SRN R/D-2604 line 2nd/middle (I/V D/S Flange)	1038	"	Flange	0	0	0	0	0	0
1039	13-02-2026	MSQ Manifold-2603 CDU-II SRN R/D-2604 line 2nd/middle (I/V Flange (Bonnet)	1039	"	Flange	0	0	0	0	0	0
1040	13-02-2026	MSQ Manifold-2603 CDU-II SRN R/D-2604 line 3rd/east (I/V Gland)	1040	"	Valve	0	0	0	0	0	0
1041	13-02-2026	MSQ Manifold-2603 CDU-II SRN R/D-2604 line 3rd/east (I/V U/S Flange)	1041	"	Flange	0	0	0	0	0	0
1042	13-02-2026	MSQ Manifold-2603 CDU-II SRN R/D-2604 line 3rd/east (I/V D/S Flange)	1042	"	Flange	0	0	0	0	0	0
1043	13-02-2026	MSQ Manifold-2603 CDU-II SRN R/D-2604 line 3rd/east (I/V Flange (Bonnet)	1043	"	Flange	0	0	0	0	0	0
1044	13-02-2026	MSQ Manifold-2603 M.A R/D line 1st/west (I/V Gland)	1044	6 Inch	Valve	0	0	0	0	0	0
1045	13-02-2026	MSQ Manifold-2603 M.A R/D line 1st/west (I/V U/S Flange)	1045	"	Flange	0	0	0	0	0	0
1046	13-02-2026	MSQ Manifold-2603 M.A R/D line 1st/west (I/V D/S Flange)	1046	"	Flange	0	0	0	0	0	0
1047	13-02-2026	MSQ Manifold-2603 M.A R/D line 1st/west (I/V Flange (Bonnet)	1047	"	Flange	0	0	0	0	0	0
1048	13-02-2026	MSQ Manifold-2603 M.A R/D line 2nd/middle (I/V Gland)	1048	"	Valve	0	0	0	0	0	0
1049	13-02-2026	MSQ Manifold-2603 M.A R/D line 2nd/middle (I/V U/S Flange)	1049	"	Flange	0	0	0	0	0	0
1050	13-02-2026	MSQ Manifold-2603 M.A R/D line 2nd/middle (I/V D/S Flange)	1050	"	Flange	0	0	0	0	0	0
1051	13-02-2026	MSQ Manifold-2603 M.A R/D line 2nd/middle (I/V Flange (Bonnet)	1051	"	Flange	0	0	0	0	0	0
1052	13-02-2026	MSQ Manifold-2603 M.A R/D line 3rd/east (I/V Gland)	1052	"	Valve	0	0	0	0	0	0
1053	13-02-2026	MSQ Manifold-2603 M.A R/D line 3rd/east (I/V U/S Flange)	1053	"	Flange	0	0	0	0	0	0
1054	13-02-2026	MSQ Manifold-2603 M.A R/D line 3rd/east (I/V D/S Flange)	1054	"	Flange	0	0	0	0	0	0
1055	13-02-2026	MSQ Manifold-2603 M.A R/D line 3rd/east (I/V Flange (Bonnet)	1055	"	Flange	0	0	0	0	0	0
1056	13-02-2026	MSQ Manifold-2603 C.N R/D 2604 line 1st/west (I/V Gland)	1056	3 Inch	Valve	0	0	0	0	0	0
1057	13-02-2026	MSQ Manifold-2603 C.N R/D 2604 line 1st/west (I/V U/S Flange)	1057	"	Flange	0	0	0	0	0	0
1058	13-02-2026	MSQ Manifold-2603 C.N R/D 2604 line 1st/west (I/V D/S Flange)	1058	"	Flange	0	0	0	0	0	0
1059	13-02-2026	MSQ Manifold-2603 C.N R/D 2604 line 1st/west (I/V Flange (Bonnet)	1059	"	Flange	0	0	0	0	0	0
1060	13-02-2026	MSQ Manifold-2603 C.N R/D 2604 line 2nd/middle (I/V Gland)	1060	"	Valve	0	0	0	0	0	0
1061	13-02-2026	MSQ Manifold-2603 C.N R/D 2604 line 2nd/middle (I/V U/S Flange)	1061	"	Flange	0	0	0	0	0	0
1062	13-02-2026	MSQ Manifold-2603 C.N R/D 2604 line 2nd/middle (I/V D/S Flange)	1062	"	Flange	0	0	0	0	0	0
1063	13-02-2026	MSQ Manifold-2603 C.N R/D 2604 line 2nd/middle (I/V Flange (Bonnet)	1063	"	Flange	0	0	0	0	0	0
1064	13-02-2026	MSQ Manifold-2603 C.N R/D 2604 line 3rd/east (I/V Gland)	1064	"	Valve	0	0	0	0	0	0
1065	13-02-2026	MSQ Manifold-2603 C.N R/D 2604 line 3rd/east (I/V U/S Flange)	1065	"	Flange	0	0	0	0	0	0
1066	13-02-2026	MSQ Manifold-2603 C.N R/D 2604 line 3rd/east (I/V D/S Flange)	1066	"	Flange	0	0	0	0	0	0
1067	13-02-2026	MSQ Manifold-2603 C.N R/D 2604 line 3rd/east (I/V Flange (Bonnet)	1067	"	Flange	0	0	0	0	0	0
1068	13-02-2026	MSQ Manifold-2603 MS Pump suction-2604 line 1st /east (I/V Gland)	1068	"	Valve	0	0	0	0	0	0
1069	13-02-2026	MSQ Manifold-2603 MS Pump suction-2604 line 1st /east (I/V U/S Flange)	1069	16 Inch	Flange	0	0	0	0	0	0
1070	13-02-2026	MSQ Manifold-2603 MS Pump suction-2604 line 1st /east (I/V D/S Flange)	1070	"	Flange	0	0	0	0	0	0
1071	13-02-2026	MSQ Manifold-2603 MS Pump suction-2604 line 1st /east (I/V Flange (Bonnet)	1071	"	Flange	0	0	0	0	0	0
1072	13-02-2026	MSQ Manifold-2603 MS Pump suction-2604 line 2nd/middle (I/V Gland)	1072	"	Valve	0	0	0	0	0	0
1073	13-02-2026	MSQ Manifold-2603 MS Pump suction-2604 line 2nd/middle (I/V U/S Flange)	1073	"	Flange	0	0	0	0	0	0
1074	13-02-2026	MSQ Manifold-2603 MS Pump suction-2604 line 2nd/middle (I/V D/S Flange)	1074	"	Flange	0	0	0	0	0	0

Sr.No.	Date	Location	Tag No.	Line Size	Componenet Type	Screening Value (PPM) before Repair	Emission Kg/Hr	Emission Kg/day	Screening Value (PPM) afterRepair	Emission Kg/Hr	Emission Kg/day
1075	13-02-2026	MSQ Manifold-2603 MS Pump suction-2604 line 2nd/middle (I/V Flange (Bonnet)	1075	"	Flange	0	0	0	0	0	0
1076	13-02-2026	MSQ Manifold-2603 MS Pump suction-2604 line 3rd/west (I/V Gland)	1076	"	Valve	0	0	0	0	0	0
1077	13-02-2026	MSQ Manifold-2603 MS Pump suction-2604 line 3rd/west (I/V U/S Flange)	1077	"	Flange	0	0	0	0	0	0
1078	13-02-2026	MSQ Manifold-2603 MS Pump suction-2604 line 3rd/west (I/V D/S Flange)	1078	"	Flange	0	0	0	0	0	0
1079	13-02-2026	MSQ Manifold-2603 MS Pump suction-2604 line 3rd/west (I/V Flange (Bonnet)	1079	"	Flange	0	0	0	0	0	0
1080	13-02-2026	MSQ Manifold-2603 Jet mixing line-2604 1st/west (I/V Gland)	1080	6 Inch	Valve	0	0	0	0	0	0
1081	13-02-2026	MSQ Manifold-2603 Jet mixing line-2604 1st/west (I/V U/S Flange)	1081	"	Flange	0	0	0	0	0	0
1082	13-02-2026	MSQ Manifold-2603 Jet mixing line-2604 1st/west (I/V D/S Flange)	1082	"	Flange	0	0	0	0	0	0
1083	13-02-2026	MSQ Manifold-2603 Jet mixing line-2604 1st/west (I/V Flange (Bonnet)	1083	"	Flange	0	0	0	0	0	0
1084	13-02-2026	MSQ Manifold-2603 Jet mixing line-2604 2nd/middle (I/V Gland)	1084	"	Valve	0	0	0	0	0	0
1085	13-02-2026	MSQ Manifold-2603 Jet mixing line-2604 2nd/middle (I/V U/S Flange)	1085	"	Flange	0	0	0	0	0	0
1086	13-02-2026	MSQ Manifold-2603 Jet mixing line-2604 2nd/middle (I/V D/S Flange)	1086	"	Flange	0	0	0	0	0	0
1087	13-02-2026	MSQ Manifold-2603 Jet mixing line-2604 2nd/middle (I/V Flange (Bonnet)	1087	"	Flange	0	0	0	0	0	0
1088	13-02-2026	MSQ Manifold-2603 Jet mixing line-2604 3rd/east (I/V Gland)	1088	"	Valve	0	0	0	0	0	0
1089	13-02-2026	MSQ Manifold-2603 Jet mixing line-2604 3rd/east (I/V U/S Flange)	1089	"	Flange	0	0	0	0	0	0
1090	13-02-2026	MSQ Manifold-2603 Jet mixing line-2604 3rd/east (I/V D/S Flange)	1090	"	Flange	0	0	0	0	0	0
1091	13-02-2026	MSQ Manifold-2603 Jet mixing line-2604 3rd/east (I/V Flange (Bonnet)	1091	"	Flange	0	0	0	0	0	0
1092	13-02-2026	MSQ Manifold-2604 Pump suction-47-P-106A/B From TK-2604 line 1st/east (I/V Gland)	1092	6 Inch	Valve	0	0	0	0	0	0
1093	13-02-2026	MSQ Manifold-2604 Pump suction-47-P-106A/B From TK-2604 line 1st/east (I/V U/S Flange)	1093	"	Flange	0	0	0	0	0	0
1094	13-02-2026	MSQ Manifold-2604 Pump suction-47-P-106A/B From TK-2604 line 1st/east (I/V D/S Flange)	1094	"	Flange	0	0	0	0	0	0
1095	13-02-2026	MSQ Manifold-2604 Pump suction-47-P-106A/B From TK-2604 line 1st/east (I/V Flange (Bonnet)	1095	"	Flange	0	0	0	0	0	0
1096	13-02-2026	MSQ Manifold-2604 Pump suction-47-P-106A/B From TK-2604 line 2nd/middle (I/V Gland)	1096	"	Valve	0	0	0	0	0	0
1097	13-02-2026	MSQ Manifold-2604 Pump suction-47-P-106A/B From TK-2604 line 2nd/middle (I/V U/S Flange)	1097	"	Flange	0	0	0	0	0	0
1098	13-02-2026	MSQ Manifold-2604 Pump suction-47-P-106A/B From TK-2604 line 2nd/middle (I/V D/S Flange)	1098	"	Flange	0	0	0	0	0	0
1099	13-02-2026	MSQ Manifold-2604 Pump suction-47-P-106A/B From TK-2604 line 2nd/middle (I/V Flange (Bonnet)	1099	"	Flange	0	0	0	0	0	0
1100	13-02-2026	MSQ Manifold-2604 Pump suction-47-P-106A/B From TK-2604 line 3rd/west (I/V Gland)	1100	"	Valve	0	0	0	0	0	0
1101	13-02-2026	MSQ Manifold-2604 Pump suction-47-P-106A/B From TK-2604 line 3rd/west (I/V U/S Flange)	1101	"	Flange	0	0	0	0	0	0
1102	13-02-2026	MSQ Manifold-2604 Pump suction-47-P-106A/B From TK-2604 line 3rd/west (I/V D/S Flange)	1102	"	Flange	0	0	0	0	0	0
1103	13-02-2026	MSQ Manifold-2604 Pump suction-47-P-106A/B From TK-2604 line 3rd/west (I/V Flange (Bonnet)	1103	"	Flange	0	0	0	0	0	0
1104	13-02-2026	MSQ Manifold-2604 Pump suction-47-P-107A/B From TK-(2604) line 1st/east (I/V Gland)	1104	6 Inch	Valve	0	0	0	0	0	0
1105	13-02-2026	MSQ Manifold-2604 Pump suction-47-P-107A/B From TK-(2604) line 1st/east (I/V U/S Flange)	1105	"	Flange	0	0	0	0	0	0
1106	13-02-2026	MSQ Manifold-2604 Pump suction-47-P-107A/B From TK-(2604) line 1st/east (I/V D/S Flange)	1106	"	Flange	0	0	0	0	0	0
1107	13-02-2026	MSQ Manifold-2604 Pump suction-47-P-107A/B From TK-(2604) line 1st/east (I/V Flange (Bonnet)	1107	"	Flange	0	0	0	0	0	0
1108	13-02-2026	MSQ Manifold-2604 Pump suction-47-P-107A/B From TK-(2604) line 2nd/middle (I/V Gland)	1108	"	Valve	0	0	0	0	0	0
1109	13-02-2026	MSQ Manifold-2604 Pump suction-47-P-107A/B From TK-(2604) line 2nd/middle (I/V U/S Flange)	1109	"	Flange	0	0	0	0	0	0
1110	13-02-2026	MSQ Manifold-2604 Pump suction-47-P-107A/B From TK-(2604) line 2nd/middle (I/V D/S Flange)	1110	"	Flange	0	0	0	0	0	0
1111	13-02-2026	MSQ Manifold-2604 Pump suction-47-P-107A/B From TK-(2604) line 2nd/middle (I/V Flange (Bonnet)	1111	"	Flange	0	0	0	0	0	0
1112	13-02-2026	MSQ Manifold-2604 Pump suction-47-P-107A/B From TK-(2604) line 3rd/west (I/V Gland)	1112	"	Valve	0	0	0	0	0	0
1113	13-02-2026	MSQ Manifold-2604 Pump suction-47-P-107A/B From TK-(2604) line 3rd/west (I/V U/S Flange)	1113	"	Flange	0	0	0	0	0	0
1114	13-02-2026	MSQ Manifold-2604 Pump suction-47-P-107A/B From TK-(2604) line 3rd/west (I/V D/S Flange)	1114	"	Flange	0	0	0	0	0	0

Sr.No.	Date	Location	Tag No.	Line Size	Componenet Type	Screening Value (PPM) before Repair	Emission Kg/Hr	Emission Kg/day	Screening Value (PPM) afterRepair	Emission Kg/Hr	Emission Kg/day
1115	13-02-2026	MSQ Manifold-2604 Pump suction-47-P-107A/B From TK-(2604) line 3rd/west (I/V Flange (Bonnet)	1115	"	Flange	0	0	0	0	0	0
1116	13-02-2026	MSQ Manifold-2604 E-IV MS R/D From MSQ To TK-2604 line 1st/west (I/V Gland)	1116	4 Inch	Valve	0	0	0	0	0	0
1117	13-02-2026	MSQ Manifold-2604 E-IV MS R/D From MSQ To TK-2604 line 1st/west (I/V U/S Flange)	1117	"	Flange	0	0	0	0	0	0
1118	13-02-2026	MSQ Manifold-2604 E-IV MS R/D From MSQ To TK-2604 line 1st/west (I/V D/S Flange)	1118	"	Flange	0	0	0	0	0	0
1119	13-02-2026	MSQ Manifold-2604 E-IV MS R/D From MSQ To TK-2604 line 1st/west (I/V Flange (Bonnet)	1119	"	Flange	0	0	0	0	0	0
1120	13-02-2026	MSQ Manifold-2604 E-IV MS R/D From MSQ To TK-2604 line 2nd/middle (I/V Gland)	1120	"	Valve	0	0	0	0	0	0
1121	13-02-2026	MSQ Manifold-2604 E-IV MS R/D From MSQ To TK-2604 line 2nd/middle (I/V U/S Flange)	1121	"	Flange	0	0	0	0	0	0
1122	13-02-2026	MSQ Manifold-2604 E-IV MS R/D From MSQ To TK-2604 line 2nd/middle (I/V D/S Flange)	1122	"	Flange	0	0	0	0	0	0
1123	13-02-2026	MSQ Manifold-2604 E-IV MS R/D From MSQ To TK-2604 line 2nd/middle (I/V Flange (Bonnet)	1123	"	Flange	0	0	0	0	0	0
1124	13-02-2026	MSQ Manifold-2604 E-IV MS R/D From MSQ To TK-2604 line 3rd/east (I/V Gland)	1124	"	Valve	0	0	0	0	0	0
1125	13-02-2026	MSQ Manifold-2604 E-IV MS R/D From MSQ To TK-2604 line 3rd/east (I/V U/S Flange)	1125	"	Flange	0	0	0	0	0	0
1126	13-02-2026	MSQ Manifold-2604 E-IV MS R/D From MSQ To TK-2604 line 3rd/east (I/V D/S Flange)	1126	"	Flange	0	0	0	0	0	0
1127	13-02-2026	MSQ Manifold-2604 E-IV MS R/D From MSQ To TK-2604 line 3rd/east (I/V Flange (Bonnet)	1127	"	Flange	0	0	0	0	0	0
1128	13-02-2026	MSQ Manifold-2604 MTBE From 47-P-108A/B Tank-2604 line 1st/west (I/V Gland)	1128	3 Inch	Valve	0	0	0	0	0	0
1129	13-02-2026	MSQ Manifold-2604 MTBE From 47-P-108A/B Tank-2604 line 1st/west (I/V U/S Flange)	1129	"	Flange	0	0	0	0	0	0
1130	13-02-2026	MSQ Manifold-2604 MTBE From 47-P-108A/B Tank-2604 line 1st/west (I/V D/S Flange)	1130	"	Flange	0	0	0	0	0	0
1131	13-02-2026	MSQ Manifold-2604 MTBE From 47-P-108A/B Tank-2604 line 1st/west (I/V Flange (Bonnet)	1131	"	Flange	0	0	0	0	0	0
1132	13-02-2026	MSQ Manifold-2604 MTBE From 47-P-108A/B Tank-2604 line 2nd/middle (I/V Gland)	1132	"	Valve	0	0	0	0	0	0
1133	13-02-2026	MSQ Manifold-2604 MTBE From 47-P-108A/B Tank-2604 line 2nd/middle (I/V U/S Flange)	1133	"	Flange	0	0	0	0	0	0
1134	13-02-2026	MSQ Manifold-2604 MTBE From 47-P-108A/B Tank-2604 line 2nd/middle (I/V D/S Flange)	1134	"	Flange	0	0	0	0	0	0
1135	13-02-2026	MSQ Manifold-2604 MTBE From 47-P-108A/B Tank-2604 line 2nd/middle (I/V Flange (Bonnet)	1135	"	Flange	0	0	0	0	0	0
1136	13-02-2026	MSQ Manifold-2604 MTBE From 47-P-108A/B Tank-2604 line 3rd/east (I/V Gland)	1136	"	Valve	0	0	0	0	0	0
1137	13-02-2026	MSQ Manifold-2604 MTBE From 47-P-108A/B Tank-2604 line 3rd/east (I/V U/S Flange)	1137	"	Flange	0	0	0	0	0	0
1138	13-02-2026	MSQ Manifold-2604 MTBE From 47-P-108A/B Tank-2604 line 3rd/east (I/V D/S Flange)	1138	"	Flange	0	0	0	0	0	0
1139	13-02-2026	MSQ Manifold-2604 MTBE From 47-P-108A/B Tank-2604 line 3rd/east (I/V Flange (Bonnet)	1139	"	Flange	0	0	0	0	0	0
1140	13-02-2026	MSQ Manifold-2604 E-III MS R/D From MSQ TK-2604 line 1st/east (I/V Gland)	1140	6 Inch	Valve	0	0	0	0	0	0
1141	13-02-2026	MSQ Manifold-2604 E-III MS R/D From MSQ TK-2604 line 1st/east (I/V U/S Flange)	1141	"	Flange	0	0	0	0	0	0
1142	13-02-2026	MSQ Manifold-2604 E-III MS R/D From MSQ TK-2604 line 1st/east (I/V D/S Flange)	1142	"	Flange	0	0	0	0	0	0
1143	13-02-2026	MSQ Manifold-2604 E-III MS R/D From MSQ TK-2604 line 1st/east (I/V Flange (Bonnet)	1143	"	Flange	0	0	0	0	0	0
1144	13-02-2026	MSQ Manifold-2604 E-III MS R/D From MSQ TK-2604 line 2nd/middle (I/V Gland)	1144	"	Valve	0	0	0	0	0	0
1145	13-02-2026	MSQ Manifold-2604 E-III MS R/D From MSQ TK-2604 line 2nd/middle (I/V U/S Flange)	1145	"	Flange	0	0	0	0	0	0
1146	13-02-2026	MSQ Manifold-2604 E-III MS R/D From MSQ TK-2604 line 2nd/middle (I/V D/S Flange)	1146	"	Flange	0	0	0	0	0	0
1147	13-02-2026	MSQ Manifold-2604 E-III MS R/D From MSQ TK-2604 line 2nd/middle (I/V Flange (Bonnet)	1147	"	Flange	0	0	0	0	0	0
1148	13-02-2026	MSQ Manifold-2604 E-III MS R/D From MSQ TK-2604 line 3rd/west (I/V Gland)	1148	"	Valve	0	0	0	0	0	0
1149	13-02-2026	MSQ Manifold-2604 E-III MS R/D From MSQ TK-2604 line 3rd/west (I/V U/S Flange)	1149	"	Flange	0	0	0	0	0	0
1150	13-02-2026	MSQ Manifold-2604 E-III MS R/D From MSQ TK-2604 line 3rd/west (I/V D/S Flange)	1150	"	Flange	0	0	0	0	0	0
1151	13-02-2026	MSQ Manifold-2604 E-III MS R/D From MSQ TK-2604 line 3rd/west (I/V Flange (Bonnet)	1151	"	Flange	0	0	0	0	0	0
1152	13-02-2026	Manifold-2704 Pump Suction 25 A/B line 1st / west (I/V Gland)	1152	6 Inch	Valve	0	0	0	0	0	0
1153	13-02-2026	Manifold-2704 Pump Suction 25 A/B line 1st / west (I/V U/S Flange)	1153	"	Flange	0	0	0	0	0	0
1154	13-02-2026	Manifold-2704 Pump Suction 25 A/B line 1st / west (I/V D/S Flange)	1154	"	Flange	0	0	0	0	0	0

Sr.No.	Date	Location	Tag No.	Line Size	Componenet Type	Screening Value (PPM) before Repair	Emission Kg/Hr	Emission Kg/day	Screening Value (PPM) afterRepair	Emission Kg/Hr	Emission Kg/day
1155	13-02-2026	Manifold-2704 Pump Suction 25 A/B line 1st / west (I/V Flange (Bonnet)	1155	"	Flange	0	0	0	0	0	0
1156	13-02-2026	Manifold-2704 Pump Suction 25 A/B line 2nd / middle (I/V Gland)	1156	"	Valve	0	0	0	0	0	0
1157	13-02-2026	Manifold-2704 Pump Suction 25 A/B line 2nd / middle (I/V U/S Flange)	1157	"	Flange	0	0	0	0	0	0
1158	13-02-2026	Manifold-2704 Pump Suction 25 A/B line 2nd / middle (I/V D/S Flange)	1158	"	Flange	0	0	0	0	0	0
1159	13-02-2026	Manifold-2704 Pump Suction 25 A/B line 2nd / middle (I/V Flange (Bonnet)	1159	"	Flange	0	0	0	0	0	0
1160	13-02-2026	Manifold-2704 Pump Suction 25 A/B line 3rd/east (I/V Gland)	1160	"	Valve	0	0	0	0	0	0
1161	13-02-2026	Manifold-2704 Pump Suction 25 A/B line 3rd/east (I/V U/S Flange)	1161	"	Flange	0	0	0	0	0	0
1162	13-02-2026	Manifold-2704 Pump Suction 25 A/B line 3rd/east (I/V D/S Flange)	1162	"	Flange	0	0	0	0	0	0
1163	13-02-2026	Manifold-2704 Pump Suction 25 A/B line 3rd/east (I/V Flange (Bonnet)	1163	"	Flange	0	0	0	0	0	0
1164	13-02-2026	Manifold-2704 ST. Naph. Ex. DHDT -2704 1st / east (I/V Gland)	1164	3 Inch	Valve	0	0	0	0	0	0
1165	13-02-2026	Manifold-2704 ST. Naph. Ex. DHDT -2704 1st / east (I/V U/S Flange)	1165	"	Flange	0	0	0	0	0	0
1166	13-02-2026	Manifold-2704 ST. Naph. Ex. DHDT -2704 1st / east (I/V D/S Flange)	1166	"	Flange	0	0	0	0	0	0
1167	13-02-2026	Manifold-2704 ST. Naph. Ex. DHDT -2704 1st / east (I/V Flange (Bonnet)	1167	"	Flange	0	0	0	0	0	0
1168	13-02-2026	Manifold-2704 ST. Naph. Ex. DHDT -2704 2nd/middle (I/V Gland)	1168	"	Valve	0	0	0	0	0	0
1169	13-02-2026	Manifold-2704 ST. Naph. Ex. DHDT -2704 2nd/middle (I/V U/S Flange)	1169	"	Flange	0	0	0	0	0	0
1170	13-02-2026	Manifold-2704 ST. Naph. Ex. DHDT -2704 2nd/middle (I/V D/S Flange)	1170	"	Flange	0	0	0	0	0	0
1171	13-02-2026	Manifold-2704 ST. Naph. Ex. DHDT -2704 2nd/middle (I/V Flange (Bonnet)	1171	"	Flange	0	0	0	0	0	0
1172	13-02-2026	Manifold-2704 ST. Naph. Ex. DHDT -2704 3rd/west (I/V Gland)	1172	"	Valve	0	0	0	0	0	0
1173	13-02-2026	Manifold-2704 ST. Naph. Ex. DHDT -2704 3rd/west (I/V U/S Flange)	1173	"	Flange	0	0	0	0	0	0
1174	13-02-2026	Manifold-2704 ST. Naph. Ex. DHDT -2704 3rd/west (I/V D/S Flange)	1174	"	Flange	0	0	0	0	0	0
1175	13-02-2026	Manifold-2704 ST. Naph. Ex. DHDT -2704 3rd/west (I/V Flange (Bonnet)	1175	"	Flange	0	0	0	0	0	0
1176	13-02-2026	Manifold-2704 ST. Naph. Ex. DHDT -2704 (NRV Top Flange)	1176	"	Flange	0	0	0	0	0	0
1177	13-02-2026	Manifold-2704 ST. Naph. Ex. DHDT -2704 (NRV U/S Flange)	1177	"	Flange	0	0	0	0	0	0
1178	13-02-2026	Manifold-2704 ST. Naph. Ex. DHDT -2704 (NRV D/S Flange)	1178	"	Flange	0	0	0	0	0	0
1179	13-02-2026	Manifold-2704 M/S - E-III R/D From MSQ To TK-2704 1st / east (I/V Gland)	1179	6 Inch	Valve	0	0	0	0	0	0
1180	13-02-2026	Manifold-2704 M/S - E-III R/D From MSQ To TK-2704 1st / east (I/V U/S Flange)	1180	"	Flange	0	0	0	0	0	0
1181	13-02-2026	Manifold-2704 M/S - E-III R/D From MSQ To TK-2704 1st / east (I/V D/S Flange)	1181	"	Flange	0	0	0	0	0	0
1182	13-02-2026	Manifold-2704 M/S - E-III R/D From MSQ To TK-2704 1st / east (I/V Flange (Bonnet)	1182	"	Flange	0	0	0	0	0	0
1183	13-02-2026	Manifold-2704 M/S - E-III R/D From MSQ To TK-2704 2nd/middle (I/V Gland)	1183	"	Valve	0	0	0	0	0	0
1184	13-02-2026	Manifold-2704 M/S - E-III R/D From MSQ To TK-2704 2nd/middle (I/V U/S Flange)	1184	"	Flange	0	0	0	0	0	0
1185	13-02-2026	Manifold-2704 M/S - E-III R/D From MSQ To TK-2704 2nd/middle (I/V D/S Flange)	1185	"	Flange	0	0	0	0	0	0
1186	13-02-2026	Manifold-2704 M/S - E-III R/D From MSQ To TK-2704 2nd/middle (I/V Flange (Bonnet)	1186	"	Flange	0	0	0	0	0	0
1187	13-02-2026	Manifold-2704 M/S - E-III R/D From MSQ To TK-2704 3rd/west (I/V Gland)	1187	"	Valve	319.8	0.000352	0.008460	319.8	0.000352	0.008460
1188	13-02-2026	Manifold-2704 M/S - E-III R/D From MSQ To TK-2704 3rd/west (I/V U/S Flange)	1188	"	Flange	0	0	0	0	0	0
1189	13-02-2026	Manifold-2704 M/S - E-III R/D From MSQ To TK-2704 3rd/west (I/V D/S Flange)	1189	"	Flange	0	0	0	0	0	0
1190	13-02-2026	Manifold-2704 M/S - E-III R/D From MSQ To TK-2704 3rd/west (I/V Flange (Bonnet)	1190	"	Flange	0	0	0	0	0	0
1191	13-02-2026	Manifold-2704 Pump Suction-106 A/B line 1st / east (I/V Gland)	1191	3 Inch	Valve	0	0	0	0	0	0
1192	13-02-2026	Manifold-2704 Pump Suction-106 A/B line 1st / east (I/V U/S Flange)	1192	"	Flange	0	0	0	0	0	0
1193	13-02-2026	Manifold-2704 Pump Suction-106 A/B line 1st / east (I/V D/S Flange)	1193	"	Flange	0	0	0	0	0	0
1194	13-02-2026	Manifold-2704 Pump Suction-106 A/B line 1st / east (I/V Flange (Bonnet)	1194	"	Flange	0	0	0	0	0	0

Sr.No.	Date	Location	Tag No.	Line Size	Componenet Type	Screening Value (PPM) before Repair	Emission Kg/Hr	Emission Kg/day	Screening Value (PPM) afterRepair	Emission Kg/Hr	Emission Kg/day
1195	13-02-2026	Manifold-2704 Pump Suction-106 A/B line 2nd / middle (I/V Gland)	1195	"	Valve	0	0	0	0	0	0
1196	13-02-2026	Manifold-2704 Pump Suction-106 A/B line 2nd / middle (I/V U/S Flange)	1196	"	Flange	0	0	0	0	0	0
1197	13-02-2026	Manifold-2704 Pump Suction-106 A/B line 2nd / middle (I/V D/S Flange)	1197	"	Flange	0	0	0	0	0	0
1198	13-02-2026	Manifold-2704 Pump Suction-106 A/B line 2nd / middle (I/V Flange (Bonnet)	1198	"	Flange	0	0	0	0	0	0
1199	13-02-2026	Manifold-2704 Pump Suction-106 A/B line 23rd/west (I/V Gland)	1199	"	Valve	0	0	0	0	0	0
1200	13-02-2026	Manifold-2704 Pump Suction-106 A/B line 23rd/west (I/V U/S Flange)	1200	"	Flange	0	0	0	0	0	0
1201	13-02-2026	Manifold-2704 Pump Suction-106 A/B line 23rd/west (I/V D/S Flange)	1201	"	Flange	0	0	0	0	0	0
1202	13-02-2026	Manifold-2704 Pump Suction-106 A/B line 23rd/west (I/V Flange (Bonnet)	1202	"	Flange	0	0	0	0	0	0
1203	13-02-2026	Manifold-2704 Pump Suction-107 A/B - 2704 line 1st / west(I/V Gland)	1203	6 Inch	Valve	0	0	0	0	0	0
1204	13-02-2026	Manifold-2704 Pump Suction-107 A/B - 2704 line 1st / west(I/V U/S Flange)	1204	"	Flange	0	0	0	0	0	0
1205	13-02-2026	Manifold-2704 Pump Suction-107 A/B - 2704 line 1st / west(I/V D/S Flange)	1205	"	Flange	0	0	0	0	0	0
1206	13-02-2026	Manifold-2704 Pump Suction-107 A/B - 2704 line 1st / west(I/V Flange (Bonnet)	1206	"	Flange	0	0	0	0	0	0
1207	13-02-2026	Manifold-2704 Pump Suction-107 A/B - 2704 line 2nd /middle(I/V Gland)	1207	"	Valve	0	0	0	0	0	0
1208	13-02-2026	Manifold-2704 Pump Suction-107 A/B - 2704 line 2nd /middle(I/V U/S Flange)	1208	"	Flange	0	0	0	0	0	0
1209	13-02-2026	Manifold-2704 Pump Suction-107 A/B - 2704 line 2nd /middle(I/V D/S Flange)	1209	"	Flange	0	0	0	0	0	0
1210	13-02-2026	Manifold-2704 Pump Suction-107 A/B - 2704 line 2nd /middle(I/V Flange (Bonnet)	1210	"	Flange	0	0	0	0	0	0
1211	13-02-2026	Manifold-2704 Pump Suction-107 A/B - 2704 line 3rd/east(I/V Gland)	1211	"	Valve	0	0	0	0	0	0
1212	13-02-2026	Manifold-2704 Pump Suction-107 A/B - 2704 line 3rd/east(I/V U/S Flange)	1212	"	Flange	0	0	0	0	0	0
1213	13-02-2026	Manifold-2704 Pump Suction-107 A/B - 2704 line 3rd/east(I/V D/S Flange)	1213	"	Flange	0	0	0	0	0	0
1214	13-02-2026	Manifold-2704 Pump Suction-107 A/B - 2704 line 3rd/east(I/V Flange (Bonnet)	1214	"	Flange	0	0	0	0	0	0
1215	13-02-2026	Manifold-2704 MTBE From 108A/B-2704 line 1st / east(I/V Gland)	1215	3 Inch	Valve	0	0	0	0	0	0
1216	13-02-2026	Manifold-2704 MTBE From 108A/B-2704 line 1st / east(I/V U/S Flange)	1216	"	Flange	0	0	0	0	0	0
1217	13-02-2026	Manifold-2704 MTBE From 108A/B-2704 line 1st / east(I/V D/S Flange)	1217	"	Flange	0	0	0	0	0	0
1218	13-02-2026	Manifold-2704 MTBE From 108A/B-2704 line 1st / east(I/V Flange (Bonnet)	1218	"	Flange	0	0	0	0	0	0
1219	13-02-2026	Manifold-2704 MTBE From 108A/B-2704 line 2nd/midle(I/V Gland)	1219	"	Valve	0	0	0	0	0	0
1220	13-02-2026	Manifold-2704 MTBE From 108A/B-2704 line 2nd/midle(I/V U/S Flange)	1220	"	Flange	0	0	0	0	0	0
1221	13-02-2026	Manifold-2704 MTBE From 108A/B-2704 line 2nd/midle(I/V D/S Flange)	1221	"	Flange	0	0	0	0	0	0
1222	13-02-2026	Manifold-2704 MTBE From 108A/B-2704 line 2nd/midle(I/V Flange (Bonnet)	1222	"	Flange	0	0	0	0	0	0
1223	13-02-2026	Manifold-2704 MTBE From 108A/B-2704 line 3rd/west(I/V Gland)	1223	"	Valve	0	0	0	0	0	0
1224	13-02-2026	Manifold-2704 MTBE From 108A/B-2704 line 3rd/west(I/V U/S Flange)	1224	"	Flange	0	0	0	0	0	0
1225	13-02-2026	Manifold-2704 MTBE From 108A/B-2704 line 3rd/west(I/V D/S Flange)	1225	"	Flange	0	0	0	0	0	0
1226	13-02-2026	Manifold-2704 MTBE From 108A/B-2704 line 3rd/west(I/V Flange (Bonnet)	1226	"	Flange	0	0	0	0	0	0
1227	13-02-2026	Manifold-2704 M/S Pump Suction-2704 line 1st / east(I/V Gland)	1227	14 Inch	Valve	116.3	0.000184	0.004419	116.3	0.000184	0.004419
1228	13-02-2026	Manifold-2704 M/S Pump Suction-2704 line 1st / east(I/V U/S Flange)	1228	"	Flange	0	0	0	0	0	0
1229	13-02-2026	Manifold-2704 M/S Pump Suction-2704 line 1st / east(I/V D/S Flange)	1229	"	Flange	0	0	0	0	0	0
1230	13-02-2026	Manifold-2704 M/S Pump Suction-2704 line 1st / east(I/V Flange (Bonnet)	1230	"	Flange	0	0	0	0	0	0
1231	13-02-2026	Manifold-2704 M/S Pump Suction-2704 line 2nd/middle(I/V Gland)	1231	"	Valve	0	0	0	0	0	0
1232	13-02-2026	Manifold-2704 M/S Pump Suction-2704 line 2nd/middle(I/V U/S Flange)	1232	"	Flange	0	0	0	0	0	0
1233	13-02-2026	Manifold-2704 M/S Pump Suction-2704 line 2nd/middle(I/V D/S Flange)	1233	"	Flange	0	0	0	0	0	0
1234	13-02-2026	Manifold-2704 M/S Pump Suction-2704 line 2nd/middle(I/V Flange (Bonnet)	1234	"	Flange	0	0	0	0	0	0

Sr.No.	Date	Location	Tag No.	Line Size	Componenet Type	Screening Value (PPM) before Repair	Emission Kg/Hr	Emission Kg/day	Screening Value (PPM) afterRepair	Emission Kg/Hr	Emission Kg/day
1235	13-02-2026	Manifold-2704 M/S Pump Suction-2704 line 3rd/west(I/V Gland)	1235	"	Valve	0	0	0	0	0	0
1236	13-02-2026	Manifold-2704 M/S Pump Suction-2704 line 3rd/west(I/V U/S Flange)	1236	"	Flange	0	0	0	0	0	0
1237	13-02-2026	Manifold-2704 M/S Pump Suction-2704 line 3rd/west(I/V D/S Flange)	1237	"	Flange	0	0	0	0	0	0
1238	13-02-2026	Manifold-2704 M/S Pump Suction-2704 line 3rd/west(I/V Flange (Bonnet)	1238	"	Flange	0	0	0	0	0	0
1239	13-02-2026	Manifold-2704 Pipe line-2704 line 1st / west(I/V Gland)	1239	10 Inch	Valve	1472	0.000939	0.022544	1472	0.000939	0.022544
1240	13-02-2026	Manifold-2704 Pipe line-2704 line 1st / west(I/V U/S Flange)	1240	"	Flange	0	0	0	0	0	0
1241	13-02-2026	Manifold-2704 Pipe line-2704 line 1st / west(I/V D/S Flange)	1241	"	Flange	0	0	0	0	0	0
1242	13-02-2026	Manifold-2704 Pipe line-2704 line 1st / west(I/V Flange (Bonnet)	1242	"	Flange	0	0	0	0	0	0
1243	13-02-2026	Manifold-2704 Pipe line-2704 line 2nd/middle(I/V Gland)	1243	"	Valve	0	0	0	0	0	0
1244	13-02-2026	Manifold-2704 Pipe line-2704 line 2nd/middle(I/V U/S Flange)	1244	"	Flange	0	0	0	0	0	0
1245	13-02-2026	Manifold-2704 Pipe line-2704 line 2nd/middle(I/V D/S Flange)	1245	"	Flange	0	0	0	0	0	0
1246	13-02-2026	Manifold-2704 Pipe line-2704 line 2nd/middle(I/V Flange (Bonnet)	1246	"	Flange	0	0	0	0	0	0
1247	13-02-2026	Manifold-2704 Pipe line-2704 line 3rd/east(I/V Gland)	1247		Valve	167.7	0.000233	0.005590	167.7	0.000233	0.005590
1248	13-02-2026	Manifold-2704 Pipe line-2704 line 3rd/east(I/V U/S Flange)	1248	"	Flange	0	0	0	0	0	0
1249	13-02-2026	Manifold-2704 Pipe line-2704 line 3rd/east(I/V D/S Flange)	1249	"	Flange	0	0	0	0	0	0
1250	13-02-2026	Manifold-2704 Pipe line-2704 line 3rd/east(I/V Flange (Bonnet)	1250	"	Flange	0	0	0	0	0	0
1251	13-02-2026	Manifold-2704 M/S Unloding-2704 line 1st / east (I/V Gland)	1251	3 Inch	Valve	8661	0.002930	0.070331	8661	0.002930	0.070331
1252	13-02-2026	Manifold-2704 M/S Unloding-2704 line 1st / east (I/V U/S Flange)	1252	"	Flange	0	0	0	0	0	0
1253	13-02-2026	Manifold-2704 M/S Unloding-2704 line 1st / east (I/V D/S Flange)	1253	"	Flange	0	0	0	0	0	0
1254	13-02-2026	Manifold-2704 M/S Unloding-2704 line 1st / east (I/V Flange (Bonnet)	1254	"	Flange	0	0	0	0	0	0
1255	13-02-2026	Manifold-2704 M/S Unloding-2704 line 2nd/middle(I/V Gland)	1255	"	Valve	0	0	0	0	0	0
1256	13-02-2026	Manifold-2704 M/S Unloding-2704 line 2nd/middle(I/V U/S Flange)	1256	"	Flange	0	0	0	0	0	0
1257	13-02-2026	Manifold-2704 M/S Unloding-2704 line 2nd/middle(I/V D/S Flange)	1257	"	Flange	0	0	0	0	0	0
1258	13-02-2026	Manifold-2704 M/S Unloding-2704 line 2nd/middle(I/V Flange (Bonnet)	1258	"	Flange	0	0	0	0	0	0
1259	13-02-2026	Manifold-2704 M/S Unloding-2704 line 3rd/west(I/V Gland)	1259	"	Valve	1707	0.001033	0.024793	1707	0.001033	0.024793
1260	13-02-2026	Manifold-2704 M/S Unloding-2704 line 3rd/west(I/V U/S Flange)	1260	"	Flange	0	0	0	0	0	0
1261	13-02-2026	Manifold-2704 M/S Unloding-2704 line 3rd/west(I/V D/S Flange)	1261	"	Flange	0	0	0	0	0	0
1262	13-02-2026	Manifold-2704 M/S Unloding-2704 line 3rd/west(I/V Flange (Bonnet)	1262	"	Flange	0	0	0	0	0	0
1263	13-02-2026	Manifold-2704 SRN R/D-2704 line 1st / east(I/V Gland)	1263	4 Inch	Valve	0	0	0	0	0	0
1264	13-02-2026	Manifold-2704 SRN R/D-2704 line 1st / east(I/V U/S Flange)	1264	"	Flange	0	0	0	0	0	0
1265	13-02-2026	Manifold-2704 SRN R/D-2704 line 1st / east(I/V D/S Flange)	1265	"	Flange	0	0	0	0	0	0
1266	13-02-2026	Manifold-2704 SRN R/D-2704 line 1st / east(I/V Flange (Bonnet)	1266	"	Flange	0	0	0	0	0	0
1267	13-02-2026	Manifold-2704 SRN R/D-2704 line 2nd/middle(I/V Gland)	1267	"	Valve	0	0	0	0	0	0
1268	13-02-2026	Manifold-2704 SRN R/D-2704 line 2nd/middle(I/V U/S Flange)	1268	"	Flange	0	0	0	0	0	0
1269	13-02-2026	Manifold-2704 SRN R/D-2704 line 2nd/middle(I/V D/S Flange)	1269	"	Flange	0	0	0	0	0	0
1270	13-02-2026	Manifold-2704 SRN R/D-2704 line 2nd/middle(I/V Flange (Bonnet)	1270	"	Flange	0	0	0	0	0	0
1271	13-02-2026	Manifold-2704 SRN R/D-2704 line 3rd/west(I/V Gland)	1271	"	Valve	0	0	0	0	0	0
1272	13-02-2026	Manifold-2704 SRN R/D-2704 line 3rd/west(I/V U/S Flange)	1272	"	Flange	0	0	0	0	0	0
1273	13-02-2026	Manifold-2704 SRN R/D-2704 line 3rd/west(I/V D/S Flange)	1273	"	Flange	0	0	0	0	0	0
1274	13-02-2026	Manifold-2704 SRN R/D-2704 line 3rd/west(I/V Flange (Bonnet)	1274	"	Flange	0	0	0	0	0	0

Sr.No.	Date	Location	Tag No.	Line Size	Componenet Type	Screening Value (PPM) before Repair	Emission Kg/Hr	Emission Kg/day	Screening Value (PPM) afterRepair	Emission Kg/Hr	Emission Kg/day
1275	13-02-2026	Manifold-2704 M.A R/D - 2704 line 1st / east(I/V Gland)	1275	6 Inch	Valve	18.2	0.000056	0.001343	18.2	0.000056	0.001343
1276	13-02-2026	Manifold-2704 M.A R/D - 2704 line 1st / east(I/V U/S Flange)	1276	"	Flange	0	0	0	0	0	0
1277	13-02-2026	Manifold-2704 M.A R/D - 2704 line 1st / east(I/V D/S Flange)	1277	"	Flange	0	0	0	0	0	0
1278	13-02-2026	Manifold-2704 M.A R/D - 2704 line 1st / east(I/V Flange (Bonnet)	1278	"	Flange	0	0	0	0	0	0
1279	13-02-2026	Manifold-2704 M.A R/D - 2704 line 2nd/middle(I/V Gland)	1279	"	Valve	0	0	0	0	0	0
1280	13-02-2026	Manifold-2704 M.A R/D - 2704 line 2nd/middle(I/V U/S Flange)	1280	"	Flange	0	0	0	0	0	0
1281	13-02-2026	Manifold-2704 M.A R/D - 2704 line 2nd/middle(I/V D/S Flange)	1281	"	Flange	0	0	0	0	0	0
1282	13-02-2026	Manifold-2704 M.A R/D - 2704 line 2nd/middle(I/V Flange (Bonnet)	1282	"	Flange	0	0	0	0	0	0
1283	13-02-2026	Manifold-2704 M.A R/D - 2704 line 3rd/west(I/V Gland)	1283	"	Valve	0	0	0	0	0	0
1284	13-02-2026	Manifold-2704 M.A R/D - 2704 line 3rd/west(I/V U/S Flange)	1284	"	Flange	0	0	0	0	0	0
1285	13-02-2026	Manifold-2704 M.A R/D - 2704 line 3rd/west(I/V D/S Flange)	1285	"	Flange	0	0	0	0	0	0
1286	13-02-2026	Manifold-2704 M.A R/D - 2704 line 3rd/west(I/V Flange (Bonnet)	1286	"	Flange	0	0	0	0	0	0
1287	13-02-2026	Manifold-2704 Jet Mixing 2704 1st/south (I/V Gland)	1287	8 Inch	Valve	273.5	0.000319	0.007652	273.5	0.000319	0.007652
1288	13-02-2026	Manifold-2704 Jet Mixing 2704 1st/south (I/V U/S Flange)	1288	"	Flange	0	0	0	0	0	0
1289	13-02-2026	Manifold-2704 Jet Mixing 2704 1st/south (I/V D/S Flange)	1289	"	Flange	0	0	0	0	0	0
1290	13-02-2026	Manifold-2704 Jet Mixing 2704 1st/south (I/V Flange (Bonnet)	1290	"	Flange	0	0	0	0	0	0
1291	13-02-2026	Manifold-2704 Jet Mixing 2704 2nd/North (I/V Gland)	1291	"	Valve	0	0	0	0	0	0
1292	13-02-2026	Manifold-2704 Jet Mixing 2704 2nd/North (I/V U/S Flange)	1292	"	Flange	0	0	0	0	0	0
1293	13-02-2026	Manifold-2704 Jet Mixing 2704 2nd/North (I/V D/S Flange)	1293	"	Flange	0	0	0	0	0	0
1294	13-02-2026	Manifold-2704 Jet Mixing 2704 2nd/North (I/V Flange (Bonnet)	1294	"	Flange	0	0	0	0	0	0
1295	13-02-2026	47-MOV-1125 west side(I/V Gland)	1295	16 Inch	Valve	0	0	0	0	0	0
1296	13-02-2026	47-MOV-1125 west side(I/V U/S Flange)	1296	"	Flange	0	0	0	0	0	0
1297	13-02-2026	47-MOV-1125 west side(I/V D/S Flange)	1297	"	Flange	0	0	0	0	0	0
1298	13-02-2026	47-MOV-1125 west side(I/V Flange (Bonnet)	1298	"	Flange	0	0	0	0	0	0
1299	13-02-2026	47-MOV-1125 east side(I/V Gland)	1299	"	Valve	0	0	0	0	0	0
1300	13-02-2026	47-MOV-1125 east side(I/V U/S Flange)	1300	"	Flange	0	0	0	0	0	0
1301	13-02-2026	47-MOV-1125 east side(I/V D/S Flange)	1301	"	Flange	0	0	0	0	0	0
1302	13-02-2026	47-MOV-1125 east side(I/V Flange (Bonnet)	1302	"	Flange	0	0	0	0	0	0
1303	14-02-2026	Manifold-2601 CDU-I SRN R/D line 1st/West (I/V Gland)	1303	4 Inch	Valve	0	0	0	0	0	0
1304	14-02-2026	Manifold-2601 CDU-I SRN R/D line 1st/West (I/V U/S Flange)	1304	"	Flange	0	0	0	0	0	0
1305	14-02-2026	Manifold-2601 CDU-I SRN R/D line 1st/West (I/V D/S Flange)	1305	"	Flange	0	0	0	0	0	0
1306	14-02-2026	Manifold-2601 CDU-I SRN R/D line 1st/West (I/V Flange (Bonnet)	1306	"	Flange	0	0	0	0	0	0
1307	14-02-2026	Manifold-2601 CDU-I SRN R/D line 2nd/middle(I/V Gland)	1307	"	Valve	0	0	0	0	0	0
1308	14-02-2026	Manifold-2601 CDU-I SRN R/D line 2nd/middle(I/V U/S Flange)	1308	"	Flange	0	0	0	0	0	0
1309	14-02-2026	Manifold-2601 CDU-I SRN R/D line 2nd/middle(I/V D/S Flange)	1309	"	Flange	0	0	0	0	0	0
1310	14-02-2026	Manifold-2601 CDU-I SRN R/D line 2nd/middle(I/V Flange (Bonnet)	1310	"	Flange	0	0	0	0	0	0
1311	14-02-2026	Manifold-2601 CDU-I SRN R/D line 3rd/east (I/V Gland)	1311	"	Valve	0	0	0	0	0	0
1312	14-02-2026	Manifold-2601 CDU-I SRN R/D line 3rd/east (I/V U/S Flange)	1312	"	Flange	0	0	0	0	0	0
1313	14-02-2026	Manifold-2601 CDU-I SRN R/D line 3rd/east (I/V D/S Flange)	1313	"	Flange	0	0	0	0	0	0
1314	14-02-2026	Manifold-2601 CDU-I SRN R/D line 3rd/east (I/V Flange (Bonnet)	1314	"	Flange	0	0	0	0	0	0

Sr.No.	Date	Location	Tag No.	Line Size	Componenet Type	Screening Value (PPM) before Repair	Emission Kg/Hr	Emission Kg/day	Screening Value (PPM) afterRepair	Emission Kg/Hr	Emission Kg/day
1315	14-02-2026	Manifold-2602 CDU-I SRN R/D line 1st/west(I/V Gland)	1315	4 Inch	Valve	0	0	0	0	0	0
1316	14-02-2026	Manifold-2602 CDU-I SRN R/D line 1st/west(I/V U/S Flange)	1316	"	Flange	0	0	0	0	0	0
1317	14-02-2026	Manifold-2602 CDU-I SRN R/D line 1st/west(I/V D/S Flange)	1317	"	Flange	0	0	0	0	0	0
1318	14-02-2026	Manifold-2602 CDU-I SRN R/D line 1st/west(I/V Flange (Bonnet)	1318	"	Flange	0	0	0	0	0	0
1319	14-02-2026	Manifold-2602 CDU-I SRN R/D line 2nd/middle(I/V Gland)	1319	"	Valve	0	0	0	0	0	0
1320	14-02-2026	Manifold-2602 CDU-I SRN R/D line 2nd/middle(I/V U/S Flange)	1320	"	Flange	0	0	0	0	0	0
1321	14-02-2026	Manifold-2602 CDU-I SRN R/D line 2nd/middle(I/V D/S Flange)	1321	"	Flange	0	0	0	0	0	0
1322	14-02-2026	Manifold-2602 CDU-I SRN R/D line 2nd/middle(I/V Flange (Bonnet)	1322	"	Flange	0	0	0	0	0	0
1323	14-02-2026	Manifold-2602 CDU-I SRN R/D line 3rd/east(I/V Gland)	1323	"	Valve	0	0	0	0	0	0
1324	14-02-2026	Manifold-2602 CDU-I SRN R/D line 3rd/east(I/V U/S Flange)	1324	"	Flange	0	0	0	0	0	0
1325	14-02-2026	Manifold-2602 CDU-I SRN R/D line 3rd/east(I/V D/S Flange)	1325	"	Flange	0	0	0	0	0	0
1326	14-02-2026	Manifold-2602 CDU-I SRN R/D line 3rd/east(I/V Flange (Bonnet)	1326	"	Flange	0	0	0	0	0	0
1327	14-02-2026	Manifold - 2605 JET MIXING-2605 1st/west(I/V Gland)	1327	6 Inch	Valve	0	0	0	0	0	0
1328	14-02-2026	Manifold - 2605 JET MIXING-2605 1st/west(I/V U/S Flange)	1328	"	Flange	0	0	0	0	0	0
1329	14-02-2026	Manifold - 2605 JET MIXING-2605 1st/west(I/V D/S Flange)	1329	"	Flange	0	0	0	0	0	0
1330	14-02-2026	Manifold - 2605 JET MIXING-2605 1st/west(I/V Flange (Bonnet)	1330	"	Flange	0	0	0	0	0	0
1331	14-02-2026	Manifold - 2605 JET MIXING-2605 2nd/middle (I/V Gland)	1331	"	Valve	0	0	0	0	0	0
1332	14-02-2026	Manifold - 2605 JET MIXING-2605 2nd/middle (I/V U/S Flange)	1332	"	Flange	0	0	0	0	0	0
1333	14-02-2026	Manifold - 2605 JET MIXING-2605 2nd/middle (I/V D/S Flange)	1333	"	Flange	0	0	0	0	0	0
1334	14-02-2026	Manifold - 2605 JET MIXING-2605 2nd/middle (I/V Flange (Bonnet)	1334	"	Flange	0	0	0	0	0	0
1335	14-02-2026	Manifold - 2605 JET MIXING-2605 3rd/east (I/V Gland)	1335	"	Valve	0	0	0	0	0	0
1336	14-02-2026	Manifold - 2605 JET MIXING-2605 3rd/east (I/V U/S Flange)	1336	"	Flange	0	0	0	0	0	0
1337	14-02-2026	Manifold - 2605 JET MIXING-2605 3rd/east (I/V D/S Flange)	1337	"	Flange	0	0	0	0	0	0
1338	14-02-2026	Manifold - 2605 JET MIXING-2605 3rd/east (I/V Flange (Bonnet)	1338	"	Flange	0	0	0	0	0	0
1339	14-02-2026	Manifold - 2605 CN R/D-2605 1st/west (I/V Gland)	1339	3 Inch	Valve	0	0	0	0	0	0
1340	14-02-2026	Manifold - 2605 CN R/D-2605 1st/west (I/V U/S Flange)	1340	"	Flange	0	0	0	0	0	0
1341	14-02-2026	Manifold - 2605 CN R/D-2605 1st/west (I/V D/S Flange)	1341	"	Flange	0	0	0	0	0	0
1342	14-02-2026	Manifold - 2605 CN R/D-2605 1st/west (I/V Flange (Bonnet)	1342	"	Flange	0	0	0	0	0	0
1343	14-02-2026	Manifold - 2605 CN R/D-2605 2nd/middle (I/V Gland)	1343	"	Valve	0	0	0	0	0	0
1344	14-02-2026	Manifold - 2605 CN R/D-2605 2nd/middle (I/V U/S Flange)	1344	"	Flange	0	0	0	0	0	0
1345	14-02-2026	Manifold - 2605 CN R/D-2605 2nd/middle (I/V D/S Flange)	1345	"	Flange	0	0	0	0	0	0
1346	14-02-2026	Manifold - 2605 CN R/D-2605 2nd/middle (I/V Flange (Bonnet)	1346	"	Flange	0	0	0	0	0	0
1347	14-02-2026	Manifold - 2605 CN R/D-2605 3rd/east (I/V Gland)	1347	"	Valve	0	0	0	0	0	0
1348	14-02-2026	Manifold - 2605 CN R/D-2605 3rd/east (I/V U/S Flange)	1348	"	Flange	0	0	0	0	0	0
1349	14-02-2026	Manifold - 2605 CN R/D-2605 3rd/east (I/V D/S Flange)	1349	"	Flange	0	0	0	0	0	0
1350	14-02-2026	Manifold - 2605 CN R/D-2605 3rd/east (I/V Flange (Bonnet)	1350	"	Flange	0	0	0	0	0	0
1351	14-02-2026	Manifold - 2605 M.A R/D-2605 1st/west (I/V Gland)	1351	6 Inch	Valve	0	0	0	0	0	0
1352	14-02-2026	Manifold - 2605 M.A R/D-2605 1st/west (I/V U/S Flange)	1352	"	Flange	0	0	0	0	0	0
1353	14-02-2026	Manifold - 2605 M.A R/D-2605 1st/west (I/V D/S Flange)	1353	"	Flange	0	0	0	0	0	0
1354	14-02-2026	Manifold - 2605 M.A R/D-2605 1st/west (I/V Flange (Bonnet)	1354	"	Flange	0	0	0	0	0	0

Sr.No.	Date	Location	Tag No.	Line Size	Componenet Type	Screening Value (PPM) before Repair	Emission Kg/Hr	Emission Kg/day	Screening Value (PPM) afterRepair	Emission Kg/Hr	Emission Kg/day
1355	14-02-2026	Manifold - 2605 M.A R/D-2605 2nd/middle (I/V Gland)	1355	"	Valve	0	0	0	0	0	0
1356	14-02-2026	Manifold - 2605 M.A R/D-2605 2nd/middle (I/V U/S Flange)	1356	"	Flange	0	0	0	0	0	0
1357	14-02-2026	Manifold - 2605 M.A R/D-2605 2nd/middle (I/V D/S Flange)	1357	"	Flange	0	0	0	0	0	0
1358	14-02-2026	Manifold - 2605 M.A R/D-2605 2nd/middle (I/V Flange (Bonnet)	1358	"	Flange	0	0	0	0	0	0
1359	14-02-2026	Manifold - 2605 M.A R/D-2605 3rd/east (I/V Gland)	1359	"	Valve	0	0	0	0	0	0
1360	14-02-2026	Manifold - 2605 M.A R/D-2605 3rd/east (I/V U/S Flange)	1360	"	Flange	0	0	0	0	0	0
1361	14-02-2026	Manifold - 2605 M.A R/D-2605 3rd/east (I/V D/S Flange)	1361	"	Flange	0	0	0	0	0	0
1362	14-02-2026	Manifold - 2605 M.A R/D-2605 3rd/east (I/V Flange (Bonnet)	1362	"	Flange	0	0	0	0	0	0
1363	14-02-2026	Manifold - 2605 CDU-II SRN R/D-2605 1st/west (I/V Gland)	1363	6 Inch	Valve	0	0	0	0	0	0
1364	14-02-2026	Manifold - 2605 CDU-II SRN R/D-2605 1st/west (I/V U/S Flange)	1364	"	Flange	0	0	0	0	0	0
1365	14-02-2026	Manifold - 2605 CDU-II SRN R/D-2605 1st/west (I/V D/S Flange)	1365	"	Flange	0	0	0	0	0	0
1366	14-02-2026	Manifold - 2605 CDU-II SRN R/D-2605 1st/west (I/V Flange (Bonnet)	1366	"	Flange	0	0	0	0	0	0
1367	14-02-2026	Manifold - 2605 CDU-II SRN R/D-2605 2nd/middle (I/V Gland)	1367	"	Valve	0	0	0	0	0	0
1368	14-02-2026	Manifold - 2605 CDU-II SRN R/D-2605 2nd/middle (I/V U/S Flange)	1368	"	Flange	0	0	0	0	0	0
1369	14-02-2026	Manifold - 2605 CDU-II SRN R/D-2605 2nd/middle (I/V D/S Flange)	1369	"	Flange	0	0	0	0	0	0
1370	14-02-2026	Manifold - 2605 CDU-II SRN R/D-2605 2nd/middle (I/V Flange (Bonnet)	1370	"	Flange	0	0	0	0	0	0
1371	14-02-2026	Manifold - 2605 CDU-II SRN R/D-2605 3rd/east (I/V Gland)	1371	"	Valve	0	0	0	0	0	0
1372	14-02-2026	Manifold - 2605 CDU-II SRN R/D-2605 3rd/east (I/V U/S Flange)	1372	"	Flange	0	0	0	0	0	0
1373	14-02-2026	Manifold - 2605 CDU-II SRN R/D-2605 3rd/east (I/V D/S Flange)	1373	"	Flange	0	0	0	0	0	0
1374	14-02-2026	Manifold - 2605 CDU-II SRN R/D-2605 3rd/east (I/V Flange (Bonnet)	1374	"	Flange	0	0	0	0	0	0
1375	14-02-2026	Manifold - 2605 CDU-I SRN R/D-2605 1st/west (I/V Gland)	1375	4 Inch	Valve	0	0	0	0	0	0
1376	14-02-2026	Manifold - 2605 CDU-I SRN R/D-2605 1st/west (I/V U/S Flange)	1376	"	Flange	0	0	0	0	0	0
1377	14-02-2026	Manifold - 2605 CDU-I SRN R/D-2605 1st/west (I/V D/S Flange)	1377	"	Flange	0	0	0	0	0	0
1378	14-02-2026	Manifold - 2605 CDU-I SRN R/D-2605 1st/west (I/V Flange (Bonnet)	1378	"	Flange	0	0	0	0	0	0
1379	14-02-2026	Manifold - 2605 CDU-I SRN R/D-2605 2nd/middle (I/V Gland)	1379	"	Valve	0	0	0	0	0	0
1380	14-02-2026	Manifold - 2605 CDU-I SRN R/D-2605 2nd/middle (I/V U/S Flange)	1380	"	Flange	0	0	0	0	0	0
1381	14-02-2026	Manifold - 2605 CDU-I SRN R/D-2605 2nd/middle (I/V D/S Flange)	1381	"	Flange	0	0	0	0	0	0
1382	14-02-2026	Manifold - 2605 CDU-I SRN R/D-2605 2nd/middle (I/V Flange (Bonnet)	1382	"	Flange	0	0	0	0	0	0
1383	14-02-2026	Manifold - 2605 CDU-I SRN R/D-2605 3rd/east (I/V Gland)	1383	"	Valve	0	0	0	0	0	0
1384	14-02-2026	Manifold - 2605 CDU-I SRN R/D-2605 3rd/east (I/V U/S Flange)	1384	"	Flange	0	0	0	0	0	0
1385	14-02-2026	Manifold - 2605 CDU-I SRN R/D-2605 3rd/east (I/V D/S Flange)	1385	"	Flange	0	0	0	0	0	0
1386	14-02-2026	Manifold - 2605 CDU-I SRN R/D-2605 3rd/east (I/V Flange (Bonnet)	1386	"	Flange	0	0	0	0	0	0
1387	14-02-2026	Manifold - 2605 GSPL-2605 1st /east (I/V Gland)	1387	16 Inch	Valve	0	0	0	0	0	0
1388	14-02-2026	Manifold - 2605 GSPL-2605 1st /east (I/V U/S Flange)	1388	"	Flange	0	0	0	0	0	0
1389	14-02-2026	Manifold - 2605 GSPL-2605 1st /east (I/V D/S Flange)	1389	"	Flange	0	0	0	0	0	0
1390	14-02-2026	Manifold - 2605 GSPL-2605 1st /east (I/V Flange (Bonnet)	1390	"	Flange	0	0	0	0	0	0
1391	14-02-2026	Manifold - 2605 GSPL-2605 2nd/middle (I/V Gland)	1391	"	Valve	0	0	0	0	0	0
1392	14-02-2026	Manifold - 2605 GSPL-2605 2nd/middle (I/V U/S Flange)	1392	"	Flange	0	0	0	0	0	0
1393	14-02-2026	Manifold - 2605 GSPL-2605 2nd/middle (I/V D/S Flange)	1393	"	Flange	0	0	0	0	0	0
1394	14-02-2026	Manifold - 2605 GSPL-2605 2nd/middle (I/V Flange (Bonnet)	1394	"	Flange	0	0	0	0	0	0

Sr.No.	Date	Location	Tag No.	Line Size	Componenet Type	Screening Value (PPM) before Repair	Emission Kg/Hr	Emission Kg/day	Screening Value (PPM) afterRepair	Emission Kg/Hr	Emission Kg/day
1395	14-02-2026	Manifold - 2605 GSPL-2605 3rd/west (I/V Gland)	1395	"	Valve	0	0	0	0	0	0
1396	14-02-2026	Manifold - 2605 GSPL-2605 3rd/west (I/V U/S Flange)	1396	"	Flange	0	0	0	0	0	0
1397	14-02-2026	Manifold - 2605 GSPL-2605 3rd/west (I/V D/S Flange)	1397	"	Flange	0	0	0	0	0	0
1398	14-02-2026	Manifold - 2605 GSPL-2605 3rd/west (I/V Flange (Bonnet)	1398	"	Flange	0	0	0	0	0	0
1399	14-02-2026	Manifold - 2605 Pump suction-2505 1st/east (I/V Gland)	1399	16 Inch	Valve	0	0	0	0	0	0
1400	14-02-2026	Manifold - 2605 Pump suction-2505 1st/east (I/V U/S Flange)	1400	"	Flange	0	0	0	0	0	0
1401	14-02-2026	Manifold - 2605 Pump suction-2505 1st/east (I/V D/S Flange)	1401	"	Flange	0	0	0	0	0	0
1402	14-02-2026	Manifold - 2605 Pump suction-2505 1st/east (I/V Flange (Bonnet)	1402	"	Flange	0	0	0	0	0	0
1403	14-02-2026	Manifold - 2605 Pump suction-2505 2nd/middle (I/V Gland)	1403	"	Valve	0	0	0	0	0	0
1404	14-02-2026	Manifold - 2605 Pump suction-2505 2nd/middle (I/V U/S Flange)	1404	"	Flange	0	0	0	0	0	0
1405	14-02-2026	Manifold - 2605 Pump suction-2505 2nd/middle (I/V D/S Flange)	1405	"	Flange	0	0	0	0	0	0
1406	14-02-2026	Manifold - 2605 Pump suction-2505 2nd/middle (I/V Flange (Bonnet)	1406	"	Flange	0	0	0	0	0	0
1407	14-02-2026	Manifold - 2605 Pump suction-2505 3rd/west (I/V Gland)	1407	"	Valve	0	0	0	0	0	0
1408	14-02-2026	Manifold - 2605 Pump suction-2505 3rd/west (I/V U/S Flange)	1408	"	Flange	0	0	0	0	0	0
1409	14-02-2026	Manifold - 2605 Pump suction-2505 3rd/west (I/V D/S Flange)	1409	"	Flange	0	0	0	0	0	0
1410	14-02-2026	Manifold - 2605 Pump suction-2505 3rd/west (I/V Flange (Bonnet)	1410	"	Flange	0	0	0	0	0	0
1411	14-02-2026	Jet mixing line-2603 1st/west (I/V Gland)	1411	6 Inch	Valve	0	0	0	0	0	0
1412	14-02-2026	Jet mixing line-2603 1st/west (I/V U/S Flange)	1412	"	Flange	0	0	0	0	0	0
1413	14-02-2026	Jet mixing line-2603 1st/west (I/V D/S Flange)	1413	"	Flange	0	0	0	0	0	0
1414	14-02-2026	Jet mixing line-2603 1st/west (I/V Flange (Bonnet)	1414	"	Flange	0	0	0	0	0	0
1415	14-02-2026	Jet mixing line-2603 2nd/middle (I/V Gland)	1415	"	Valve	0	0	0	0	0	0
1416	14-02-2026	Jet mixing line-2603 2nd/middle (I/V U/S Flange)	1416	"	Flange	0	0	0	0	0	0
1417	14-02-2026	Jet mixing line-2603 2nd/middle (I/V D/S Flange)	1417	"	Flange	0	0	0	0	0	0
1418	14-02-2026	Jet mixing line-2603 2nd/middle (I/V Flange (Bonnet)	1418	"	Flange	0	0	0	0	0	0
1419	14-02-2026	Jet mixing line-2603 3rd/east (I/V Gland)	1419	"	Valve	0	0	0	0	0	0
1420	14-02-2026	Jet mixing line-2603 3rd/east (I/V U/S Flange)	1420	"	Flange	0	0	0	0	0	0
1421	14-02-2026	Jet mixing line-2603 3rd/east (I/V D/S Flange)	1421	"	Flange	0	0	0	0	0	0
1422	14-02-2026	Jet mixing line-2603 3rd/east (I/V Flange (Bonnet)	1422	"	Flange	0	0	0	0	0	0
1423	14-02-2026	C.N R/D 2603 1st/west (I/V Gland)	1423	3 Inch	Valve	0	0	0	0	0	0
1424	14-02-2026	C.N R/D 2603 1st/west (I/V U/S Flange)	1424	"	Flange	0	0	0	0	0	0
1425	14-02-2026	C.N R/D 2603 1st/west (I/V D/S Flange)	1425	"	Flange	0	0	0	0	0	0
1426	14-02-2026	C.N R/D 2603 1st/west (I/V Flange (Bonnet)	1426	"	Flange	0	0	0	0	0	0
1427	14-02-2026	C.N R/D 2603 2nd/middle (I/V Gland)	1427	"	Valve	0	0	0	0	0	0
1428	14-02-2026	C.N R/D 2603 2nd/middle (I/V U/S Flange)	1428	"	Flange	0	0	0	0	0	0
1429	14-02-2026	C.N R/D 2603 2nd/middle (I/V D/S Flange)	1429	"	Flange	0	0	0	0	0	0
1430	14-02-2026	C.N R/D 2603 2nd/middle (I/V Flange (Bonnet)	1430	"	Flange	0	0	0	0	0	0
1431	14-02-2026	C.N R/D 2603 3rd/east (I/V Gland)	1431	"	Valve	0	0	0	0	0	0
1432	14-02-2026	C.N R/D 2603 3rd/east (I/V U/S Flange)	1432	"	Flange	0	0	0	0	0	0
1433	14-02-2026	C.N R/D 2603 3rd/east (I/V D/S Flange)	1433	"	Flange	0	0	0	0	0	0
1434	14-02-2026	C.N R/D 2603 3rd/east (I/V Flange (Bonnet)	1434	"	Flange	0	0	0	0	0	0

Sr.No.	Date	Location	Tag No.	Line Size	Componenet Type	Screening Value (PPM) before Repair	Emission Kg/Hr	Emission Kg/day	Screening Value (PPM) afterRepair	Emission Kg/Hr	Emission Kg/day
1435	14-02-2026	M.A R/D-2603 1st/west (I/V Gland)	1435	6 Inch	Valve	0	0	0	0	0	0
1436	14-02-2026	M.A R/D-2603 1st/west (I/V U/S Flange)	1436	"	Flange	0	0	0	0	0	0
1437	14-02-2026	M.A R/D-2603 1st/west (I/V D/S Flange)	1437	"	Flange	0	0	0	0	0	0
1438	14-02-2026	M.A R/D-2603 1st/west (I/V Flange (Bonnet)	1438	"	Flange	0	0	0	0	0	0
1439	14-02-2026	M.A R/D-2603 2nd/middle (I/V Gland)	1439	"	Valve	0	0	0	0	0	0
1440	14-02-2026	M.A R/D-2603 2nd/middle (I/V U/S Flange)	1440	"	Flange	0	0	0	0	0	0
1441	14-02-2026	M.A R/D-2603 2nd/middle (I/V D/S Flange)	1441	"	Flange	0	0	0	0	0	0
1442	14-02-2026	M.A R/D-2603 2nd/middle (I/V Flange (Bonnet)	1442	"	Flange	0	0	0	0	0	0
1443	14-02-2026	M.A R/D-2603 3rd/east (I/V Gland)	1443	"	Valve	0	0	0	0	0	0
1444	14-02-2026	M.A R/D-2603 3rd/east (I/V U/S Flange)	1444	"	Flange	0	0	0	0	0	0
1445	14-02-2026	M.A R/D-2603 3rd/east (I/V D/S Flange)	1445	"	Flange	0	0	0	0	0	0
1446	14-02-2026	M.A R/D-2603 3rd/east (I/V Flange (Bonnet)	1446	"	Flange	0	0	0	0	0	0
1447	14-02-2026	CDU-II SRN R/D-2603 1st/west (I/V Gland)	1447	6 Inch	Valve	0	0	0	0	0	0
1448	14-02-2026	CDU-II SRN R/D-2603 1st/west (I/V U/S Flange)	1448	"	Flange	0	0	0	0	0	0
1449	14-02-2026	CDU-II SRN R/D-2603 1st/west (I/V D/S Flange)	1449	"	Flange	0	0	0	0	0	0
1450	14-02-2026	CDU-II SRN R/D-2603 1st/west (I/V Flange (Bonnet)	1450	"	Flange	0	0	0	0	0	0
1451	14-02-2026	CDU-II SRN R/D-2603 2nd/middle (I/V Gland)	1451	"	Valve	0	0	0	0	0	0
1452	14-02-2026	CDU-II SRN R/D-2603 2nd/middle (I/V U/S Flange)	1452	"	Flange	0	0	0	0	0	0
1453	14-02-2026	CDU-II SRN R/D-2603 2nd/middle (I/V D/S Flange)	1453	"	Flange	0	0	0	0	0	0
1454	14-02-2026	CDU-II SRN R/D-2603 2nd/middle (I/V Flange (Bonnet)	1454	"	Flange	0	0	0	0	0	0
1455	14-02-2026	CDU-II SRN R/D-2603 3rd/east (I/V Gland)	1455	"	Valve	0	0	0	0	0	0
1456	14-02-2026	CDU-II SRN R/D-2603 3rd/east (I/V U/S Flange)	1456	"	Flange	0	0	0	0	0	0
1457	14-02-2026	CDU-II SRN R/D-2603 3rd/east (I/V D/S Flange)	1457	"	Flange	0	0	0	0	0	0
1458	14-02-2026	CDU-II SRN R/D-2603 3rd/east (I/V Flange (Bonnet)	1458	"	Flange	0	0	0	0	0	0
1459	14-02-2026	CDU-I SRN R/D-2603 1st/west (I/V Gland)	1459	4 Inch	Valve	0	0	0	0	0	0
1460	14-02-2026	CDU-I SRN R/D-2603 1st/west (I/V U/S Flange)	1460	"	Flange	0	0	0	0	0	0
1461	14-02-2026	CDU-I SRN R/D-2603 1st/west (I/V D/S Flange)	1461	"	Flange	0	0	0	0	0	0
1462	14-02-2026	CDU-I SRN R/D-2603 1st/west (I/V Flange (Bonnet)	1462	"	Flange	0	0	0	0	0	0
1463	14-02-2026	CDU-I SRN R/D-2603 2nd/middle (I/V Gland)	1463	"	Valve	0	0	0	0	0	0
1464	14-02-2026	CDU-I SRN R/D-2603 2nd/middle (I/V U/S Flange)	1464	"	Flange	0	0	0	0	0	0
1465	14-02-2026	CDU-I SRN R/D-2603 2nd/middle (I/V D/S Flange)	1465	"	Flange	0	0	0	0	0	0
1466	14-02-2026	CDU-I SRN R/D-2603 2nd/middle (I/V Flange (Bonnet)	1466	"	Flange	0	0	0	0	0	0
1467	14-02-2026	CDU-I SRN R/D-2603 3rd/east (I/V Gland)	1467	"	Valve	0	0	0	0	0	0
1468	14-02-2026	CDU-I SRN R/D-2603 3rd/east (I/V U/S Flange)	1468	"	Flange	0	0	0	0	0	0
1469	14-02-2026	CDU-I SRN R/D-2603 3rd/east (I/V D/S Flange)	1469	"	Flange	0	0	0	0	0	0
1470	14-02-2026	CDU-I SRN R/D-2603 3rd/east (I/V Flange (Bonnet)	1470	"	Flange	0	0	0	0	0	0
1471	14-02-2026	GSPL-2603 line1st /east (I/V Gland)	1471	10 Inch	Valve	0	0	0	0	0	0
1472	14-02-2026	GSPL-2603 line1st /east (I/V U/S Flange)	1472	"	Flange	0	0	0	0	0	0
1473	14-02-2026	GSPL-2603 line1st /east (I/V D/S Flange)	1473	"	Flange	0	0	0	0	0	0
1474	14-02-2026	GSPL-2603 line1st /east (I/V Flange (Bonnet)	1474	"	Flange	0	0	0	0	0	0

Sr.No.	Date	Location	Tag No.	Line Size	Componenet Type	Screening Value (PPM) before Repair	Emission Kg/Hr	Emission Kg/day	Screening Value (PPM) afterRepair	Emission Kg/Hr	Emission Kg/day
1475	14-02-2026	GSPL-2603 line 2nd/middle (I/V Gland)	1475	"	Valve	0	0	0	0	0	0
1476	14-02-2026	GSPL-2603 line 2nd/middle (I/V U/S Flange)	1476	"	Flange	0	0	0	0	0	0
1477	14-02-2026	GSPL-2603 line 2nd/middle (I/V D/S Flange)	1477	"	Flange	0	0	0	0	0	0
1478	14-02-2026	GSPL-2603 line 2nd/middle (I/V Flange (Bonnet)	1478	"	Flange	0	0	0	0	0	0
1479	14-02-2026	GSPL-2603 line 3rd/west (I/V Gland)	1479	"	Valve	0	0	0	0	0	0
1480	14-02-2026	GSPL-2603 line 3rd/west (I/V U/S Flange)	1480	"	Flange	0	0	0	0	0	0
1481	14-02-2026	GSPL-2603 line 3rd/west (I/V D/S Flange)	1481	"	Flange	0	0	0	0	0	0
1482	14-02-2026	GSPL-2603 line 3rd/west (I/V Flange (Bonnet)	1482	"	Flange	0	0	0	0	0	0
1483	14-02-2026	Pupm suction-2603 line 1st /east (I/V Gland)	1483	6 Inch	Valve	0	0	0	0	0	0
1484	14-02-2026	Pupm suction-2603 line 1st /east (I/V U/S Flange)	1484	"	Flange	0	0	0	0	0	0
1485	14-02-2026	Pupm suction-2603 line 1st /east (I/V D/S Flange)	1485	"	Flange	0	0	0	0	0	0
1486	14-02-2026	Pupm suction-2603 line 1st /east (I/V Flange (Bonnet)	1486	"	Flange	0	0	0	0	0	0
1487	14-02-2026	Pupm suction-2603 line 2nd/middle (I/V Gland)	1487	"	Valve	0	0	0	0	0	0
1488	14-02-2026	Pupm suction-2603 line 2nd/middle (I/V U/S Flange)	1488	"	Flange	0	0	0	0	0	0
1489	14-02-2026	Pupm suction-2603 line 2nd/middle (I/V D/S Flange)	1489	"	Flange	0	0	0	0	0	0
1490	14-02-2026	Pupm suction-2603 line 2nd/middle (I/V Flange (Bonnet)	1490	"	Flange	0	0	0	0	0	0
1491	14-02-2026	Pupm suction-2603 line 3rd/west (I/V Gland)	1491	"	Valve	0	0	0	0	0	0
1492	14-02-2026	Pupm suction-2603 line 3rd/west (I/V U/S Flange)	1492	"	Flange	0	0	0	0	0	0
1493	14-02-2026	Pupm suction-2603 line 3rd/west (I/V D/S Flange)	1493	"	Flange	0	0	0	0	0	0
1494	14-02-2026	Pupm suction-2603 line 3rd/west (I/V Flange (Bonnet)	1494	"	Flange	0	0	0	0	0	0
1495	14-02-2026	SRN Pupm suction-2604 line 1st /east (I/V Gland)	1495	6 Inch	Valve	0	0	0	0	0	0
1496	14-02-2026	SRN Pupm suction-2604 line 1st /east (I/V U/S Flange)	1496	"	Flange	0	0	0	0	0	0
1497	14-02-2026	SRN Pupm suction-2604 line 1st /east (I/V D/S Flange)	1497	"	Flange	0	0	0	0	0	0
1498	14-02-2026	SRN Pupm suction-2604 line 1st /east (I/V Flange (Bonnet)	1498	"	Flange	0	0	0	0	0	0
1499	14-02-2026	SRN Pupm suction-2604 line 2nd/middle (I/V Gland)	1499	"	Valve	0	0	0	0	0	0
1500	14-02-2026	SRN Pupm suction-2604 line 2nd/middle (I/V U/S Flange)	1500	"	Flange	0	0	0	0	0	0
1501	14-02-2026	SRN Pupm suction-2604 line 2nd/middle (I/V D/S Flange)	1501	"	Flange	0	0	0	0	0	0
1502	14-02-2026	SRN Pupm suction-2604 line 2nd/middle (I/V Flange (Bonnet)	1502	"	Flange	0	0	0	0	0	0
1503	14-02-2026	SRN Pupm suction-2604 line 3rd/west (I/V Gland)	1503	"	Valve	0	0	0	0	0	0
1504	14-02-2026	SRN Pupm suction-2604 line 3rd/west (I/V U/S Flange)	1504	"	Flange	0	0	0	0	0	0
1505	14-02-2026	SRN Pupm suction-2604 line 3rd/west (I/V D/S Flange)	1505	"	Flange	0	0	0	0	0	0
1506	14-02-2026	SRN Pupm suction-2604 line 3rd/west (I/V Flange (Bonnet)	1506	"	Flange	0	0	0	0	0	0
1507	14-02-2026	GSPL-2604 line 1st /east (I/V Gland)	1507	10 Inch	Valve	0	0	0	0	0	0
1508	14-02-2026	GSPL-2604 line 1st /east (I/V U/S Flange)	1508	"	Flange	0	0	0	0	0	0
1509	14-02-2026	GSPL-2604 line 1st /east (I/V D/S Flange)	1509	"	Flange	0	0	0	0	0	0
1510	14-02-2026	GSPL-2604 line 1st /east (I/V Flange (Bonnet)	1510	"	Flange	0	0	0	0	0	0
1511	14-02-2026	GSPL-2604 line 2nd/middle (I/V Gland)	1511	"	Valve	0	0	0	0	0	0
1512	14-02-2026	GSPL-2604 line 2nd/middle (I/V U/S Flange)	1512	"	Flange	0	0	0	0	0	0
1513	14-02-2026	GSPL-2604 line 2nd/middle (I/V D/S Flange)	1513	"	Flange	0	0	0	0	0	0
1514	14-02-2026	GSPL-2604 line 2nd/middle (I/V Flange (Bonnet)	1514	"	Flange	0	0	0	0	0	0

Sr.No.	Date	Location	Tag No.	Line Size	Componenet Type	Screening Value (PPM) before Repair	Emission Kg/Hr	Emission Kg/day	Screening Value (PPM) afterRepair	Emission Kg/Hr	Emission Kg/day
1515	14-02-2026	GSPL-2604 line 3rd/west (I/V Gland)	1515	"	Valve	0	0	0	0	0	0
1516	14-02-2026	GSPL-2604 line 3rd/west (I/V U/S Flange)	1516	"	Flange	0	0	0	0	0	0
1517	14-02-2026	GSPL-2604 line 3rd/west (I/V D/S Flange)	1517	"	Flange	0	0	0	0	0	0
1518	14-02-2026	GSPL-2604 line 3rd/west (I/V Flange (Bonnet)	1518	"	Flange	0	0	0	0	0	0
1519	14-02-2026	CDU-I SRN R/D-2604 line 1st/west (I/V Gland)	1519	4 Inch	Valve	0	0	0	0	0	0
1520	14-02-2026	CDU-I SRN R/D-2604 line 1st/west (I/V U/S Flange)	1520	"	Flange	0	0	0	0	0	0
1521	14-02-2026	CDU-I SRN R/D-2604 line 1st/west (I/V D/S Flange)	1521	"	Flange	0	0	0	0	0	0
1522	14-02-2026	CDU-I SRN R/D-2604 line 1st/west (I/V Flange (Bonnet)	1522	"	Flange	0	0	0	0	0	0
1523	14-02-2026	CDU-I SRN R/D-2604 line 2nd/middle (I/V Gland)	1523	"	Valve	0	0	0	0	0	0
1524	14-02-2026	CDU-I SRN R/D-2604 line 2nd/middle (I/V U/S Flange)	1524	"	Flange	0	0	0	0	0	0
1525	14-02-2026	CDU-I SRN R/D-2604 line 2nd/middle (I/V D/S Flange)	1525	"	Flange	0	0	0	0	0	0
1526	14-02-2026	CDU-I SRN R/D-2604 line 2nd/middle (I/V Flange (Bonnet)	1526	"	Flange	0	0	0	0	0	0
1527	14-02-2026	CDU-I SRN R/D-2604 line 3rd/east (I/V Gland)	1527	"	Valve	0	0	0	0	0	0
1528	14-02-2026	CDU-I SRN R/D-2604 line 3rd/east (I/V U/S Flange)	1528	"	Flange	0	0	0	0	0	0
1529	14-02-2026	CDU-I SRN R/D-2604 line 3rd/east (I/V D/S Flange)	1529	"	Flange	0	0	0	0	0	0
1530	14-02-2026	CDU-I SRN R/D-2604 line 3rd/east (I/V Flange (Bonnet)	1530	"	Flange	0	0	0	0	0	0
1531	14-02-2026	CDU-II SRN R/D-2604 line 1st/west (I/V Gland)	1531	6 Inch	Valve	0	0	0	0	0	0
1532	14-02-2026	CDU-II SRN R/D-2604 line 1st/west (I/V U/S Flange)	1532	"	Flange	0	0	0	0	0	0
1533	14-02-2026	CDU-II SRN R/D-2604 line 1st/west (I/V D/S Flange)	1533	"	Flange	0	0	0	0	0	0
1534	14-02-2026	CDU-II SRN R/D-2604 line 1st/west (I/V Flange (Bonnet)	1534	"	Flange	0	0	0	0	0	0
1535	14-02-2026	CDU-II SRN R/D-2604 line 2nd/middle (I/V Gland)	1535	"	Valve	0	0	0	0	0	0
1536	14-02-2026	CDU-II SRN R/D-2604 line 2nd/middle (I/V U/S Flange)	1536	"	Flange	0	0	0	0	0	0
1537	14-02-2026	CDU-II SRN R/D-2604 line 2nd/middle (I/V D/S Flange)	1537	"	Flange	0	0	0	0	0	0
1538	14-02-2026	CDU-II SRN R/D-2604 line 2nd/middle (I/V Flange (Bonnet)	1538	"	Flange	0	0	0	0	0	0
1539	14-02-2026	CDU-II SRN R/D-2604 line 3rd/east (I/V Gland)	1539	"	Valve	0	0	0	0	0	0
1540	14-02-2026	CDU-II SRN R/D-2604 line 3rd/east (I/V U/S Flange)	1540	"	Flange	0	0	0	0	0	0
1541	14-02-2026	CDU-II SRN R/D-2604 line 3rd/east (I/V D/S Flange)	1541	"	Flange	0	0	0	0	0	0
1542	14-02-2026	CDU-II SRN R/D-2604 line 3rd/east (I/V Flange (Bonnet)	1542	"	Flange	0	0	0	0	0	0
1543	14-02-2026	M.A R/D line 1st/west (I/V Gland)	1543	6 Inch	Valve	258.9	0.000308	0.007387	258.9	0.000308	0.007387
1544	14-02-2026	M.A R/D line 1st/west (I/V U/S Flange)	1544	"	Flange	0	0	0	0	0	0
1545	14-02-2026	M.A R/D line 1st/west (I/V D/S Flange)	1545	"	Flange	0	0	0	0	0	0
1546	14-02-2026	M.A R/D line 1st/west (I/V Flange (Bonnet)	1546	"	Flange	0	0	0	0	0	0
1547	14-02-2026	M.A R/D line 2nd/middle (I/V Gland)	1547	"	Valve	0	0	0	0	0	0
1548	14-02-2026	M.A R/D line 2nd/middle (I/V U/S Flange)	1548	"	Flange	0	0	0	0	0	0
1549	14-02-2026	M.A R/D line 2nd/middle (I/V D/S Flange)	1549	"	Flange	0	0	0	0	0	0
1550	14-02-2026	M.A R/D line 2nd/middle (I/V Flange (Bonnet)	1550	"	Flange	0	0	0	0	0	0
1551	14-02-2026	M.A R/D line 3rd/east (I/V Gland)	1551	"	Valve	0	0	0	0	0	0
1552	14-02-2026	M.A R/D line 3rd/east (I/V U/S Flange)	1552	"	Flange	0	0	0	0	0	0
1553	14-02-2026	M.A R/D line 3rd/east (I/V D/S Flange)	1553	"	Flange	0	0	0	0	0	0
1554	14-02-2026	M.A R/D line 3rd/east (I/V Flange (Bonnet)	1554	"	Flange	0	0	0	0	0	0

Sr.No.	Date	Location	Tag No.	Line Size	Componenet Type	Screening Value (PPM) before Repair	Emission Kg/Hr	Emission Kg/day	Screening Value (PPM) afterRepair	Emission Kg/Hr	Emission Kg/day
1555	14-02-2026	C.N R/D 2604 line 1st/west (I/V Gland)	1555	3 Inch	Valve	0	0	0	0	0	0
1556	14-02-2026	C.N R/D 2604 line 1st/west (I/V U/S Flange)	1556	"	Flange	0	0	0	0	0	0
1557	14-02-2026	C.N R/D 2604 line 1st/west (I/V D/S Flange)	1557	"	Flange	0	0	0	0	0	0
1558	14-02-2026	C.N R/D 2604 line 1st/west (I/V Flange (Bonnet)	1558	"	Flange	0	0	0	0	0	0
1559	14-02-2026	C.N R/D 2604 line 2nd/middle (I/V Gland)	1559	"	Valve	0	0	0	0	0	0
1560	14-02-2026	C.N R/D 2604 line 2nd/middle (I/V U/S Flange)	1560	"	Flange	0	0	0	0	0	0
1561	14-02-2026	C.N R/D 2604 line 2nd/middle (I/V D/S Flange)	1561	"	Flange	0	0	0	0	0	0
1562	14-02-2026	C.N R/D 2604 line 2nd/middle (I/V Flange (Bonnet)	1562	"	Flange	0	0	0	0	0	0
1563	14-02-2026	C.N R/D 2604 line 3rd/east (I/V Gland)	1563	"	Valve	0	0	0	0	0	0
1564	14-02-2026	C.N R/D 2604 line 3rd/east (I/V U/S Flange)	1564	"	Flange	0	0	0	0	0	0
1565	14-02-2026	C.N R/D 2604 line 3rd/east (I/V D/S Flange)	1565	"	Flange	0	0	0	0	0	0
1566	14-02-2026	C.N R/D 2604 line 3rd/east (I/V Flange (Bonnet)	1566	"	Flange	0	0	0	0	0	0
1567	14-02-2026	MS pump suction-2604 line 1st /east (I/V Gland)	1567	16 Inch	Valve	0	0	0	0	0	0
1568	14-02-2026	MS pump suction-2604 line 1st /east (I/V U/S Flange)	1568	"	Flange	0	0	0	0	0	0
1569	14-02-2026	MS pump suction-2604 line 1st /east (I/V D/S Flange)	1569	"	Flange	0	0	0	0	0	0
1570	14-02-2026	MS pump suction-2604 line 1st /east (I/V Flange (Bonnet)	1570	"	Flange	0	0	0	0	0	0
1571	14-02-2026	MS pump suction-2604 line 2nd/middle (I/V Gland)	1571	"	Valve	0	0	0	0	0	0
1572	14-02-2026	MS pump suction-2604 line 2nd/middle (I/V U/S Flange)	1572	"	Flange	0	0	0	0	0	0
1573	14-02-2026	MS pump suction-2604 line 2nd/middle (I/V D/S Flange)	1573	"	Flange	0	0	0	0	0	0
1574	14-02-2026	MS pump suction-2604 line 2nd/middle (I/V Flange (Bonnet)	1574	"	Flange	0	0	0	0	0	0
1575	14-02-2026	MS pump suction-2604 line 3rd/west (I/V Gland)	1575	"	Valve	0	0	0	0	0	0
1576	14-02-2026	MS pump suction-2604 line 3rd/west (I/V U/S Flange)	1576	"	Flange	0	0	0	0	0	0
1577	14-02-2026	MS pump suction-2604 line 3rd/west (I/V D/S Flange)	1577	"	Flange	0	0	0	0	0	0
1578	14-02-2026	MS pump suction-2604 line 3rd/west (I/V Flange (Bonnet)	1578	"	Flange	0	0	0	0	0	0
1579	14-02-2026	Jet mixing line-2604 1st/west (I/V Gland)	1579	"	Valve	353.8	0.000376	0.009027	353.8	0.000376	0.009027
1580	14-02-2026	Jet mixing line-2604 1st/west (I/V U/S Flange)	1580	"	Flange	0	0	0	0	0	0
1581	14-02-2026	Jet mixing line-2604 1st/west (I/V D/S Flange)	1581	"	Flange	0	0	0	0	0	0
1582	14-02-2026	Jet mixing line-2604 1st/west (I/V Flange (Bonnet)	1582	"	Flange	0	0	0	0	0	0
1583	14-02-2026	Jet mixing line-2604 2nd/middle (I/V Gland)	1583	"	Valve	0	0	0	0	0	0
1584	14-02-2026	Jet mixing line-2604 2nd/middle (I/V U/S Flange)	1584	"	Flange	0	0	0	0	0	0
1585	14-02-2026	Jet mixing line-2604 2nd/middle (I/V D/S Flange)	1585	"	Flange	0	0	0	0	0	0
1586	14-02-2026	Jet mixing line-2604 2nd/middle (I/V Flange (Bonnet)	1586	"	Flange	0	0	0	0	0	0
1587	14-02-2026	Jet mixing line-2604 3rd/east (I/V Gland)	1587	"	Valve	0	0	0	0	0	0
1588	14-02-2026	Jet mixing line-2604 3rd/east (I/V U/S Flange)	1588	"	Flange	0	0	0	0	0	0
1589	14-02-2026	Jet mixing line-2604 3rd/east (I/V D/S Flange)	1589	"	Flange	0	0	0	0	0	0
1590	14-02-2026	Jet mixing line-2604 3rd/east (I/V Flange (Bonnet)	1590	"	Flange	0	0	0	0	0	0
1591	14-02-2026	MSQ Manifold-2606 Pump suction-47-P-106A/B TK-2606 1st/east(I/V Gland)	1591	6 Inch	Valve	0	0	0	0	0	0
1592	14-02-2026	MSQ Manifold-2606 Pump suction-47-P-106A/B TK-2606 1st/east(I/V U/S Flange)	1592	"	Flange	0	0	0	0	0	0
1593	14-02-2026	MSQ Manifold-2606 Pump suction-47-P-106A/B TK-2606 1st/east(I/V D/S Flange)	1593	"	Flange	0	0	0	0	0	0
1594	14-02-2026	MSQ Manifold-2606 Pump suction-47-P-106A/B TK-2606 1st/east(I/V Flange (Bonnet)	1594	"	Flange	0	0	0	0	0	0

Sr.No.	Date	Location	Tag No.	Line Size	Componenet Type	Screening Value (PPM) before Repair	Emission Kg/Hr	Emission Kg/day	Screening Value (PPM) afterRepair	Emission Kg/Hr	Emission Kg/day
1595	14-02-2026	MSQ Manifold-2606 Pump suction-47-P-106A/B TK-2606 2nd/middle (I/V Gland)	1595	"	Valve	0	0	0	0	0	0
1596	14-02-2026	MSQ Manifold-2606 Pump suction-47-P-106A/B TK-2606 2nd/middle (I/V U/S Flange)	1596	"	Flange	0	0	0	0	0	0
1597	14-02-2026	MSQ Manifold-2606 Pump suction-47-P-106A/B TK-2606 2nd/middle (I/V D/S Flange)	1597	"	Flange	0	0	0	0	0	0
1598	14-02-2026	MSQ Manifold-2606 Pump suction-47-P-106A/B TK-2606 2nd/middle (I/V Flange (Bonnet)	1598	"	Flange	0	0	0	0	0	0
1599	14-02-2026	MSQ Manifold-2606 Pump suction-47-P-106A/B TK-2606 3rd/west (I/V Gland)	1599	"	Valve	0	0	0	0	0	0
1600	14-02-2026	MSQ Manifold-2606 Pump suction-47-P-106A/B TK-2606 3rd/west (I/V U/S Flange)	1600	"	Flange	0	0	0	0	0	0
1601	14-02-2026	MSQ Manifold-2606 Pump suction-47-P-106A/B TK-2606 3rd/west (I/V D/S Flange)	1601	"	Flange	0	0	0	0	0	0
1602	14-02-2026	MSQ Manifold-2606 Pump suction-47-P-106A/B TK-2606 3rd/west (I/V Flange (Bonnet)	1602	"	Flange	0	0	0	0	0	0
1603	14-02-2026	MSQ Manifold-2606 MTBE To Tank-2606 1st/west(I/V Gland)	1603	3 Inch	Valve	0	0	0	0	0	0
1604	14-02-2026	MSQ Manifold-2606 MTBE To Tank-2606 1st/west(I/V U/S Flange)	1604	"	Flange	0	0	0	0	0	0
1605	14-02-2026	MSQ Manifold-2606 MTBE To Tank-2606 1st/west(I/V D/S Flange)	1605	"	Flange	0	0	0	0	0	0
1606	14-02-2026	MSQ Manifold-2606 MTBE To Tank-2606 1st/west(I/V Flange (Bonnet)	1606	"	Flange	0	0	0	0	0	0
1607	14-02-2026	MSQ Manifold-2606 MTBE To Tank-2606 2nd/middle (I/V Gland)	1607	"	Valve	0	0	0	0	0	0
1608	14-02-2026	MSQ Manifold-2606 MTBE To Tank-2606 2nd/middle (I/V U/S Flange)	1608	"	Flange	0	0	0	0	0	0
1609	14-02-2026	MSQ Manifold-2606 MTBE To Tank-2606 2nd/middle (I/V D/S Flange)	1609	"	Flange	0	0	0	0	0	0
1610	14-02-2026	MSQ Manifold-2606 MTBE To Tank-2606 2nd/middle (I/V Flange (Bonnet)	1610	"	Flange	0	0	0	0	0	0
1611	14-02-2026	MSQ Manifold-2606 MTBE To Tank-2606 3rd/east (I/V Gland)	1611	"	Valve	0	0	0	0	0	0
1612	14-02-2026	MSQ Manifold-2606 MTBE To Tank-2606 3rd/east (I/V U/S Flange)	1612	"	Flange	0	0	0	0	0	0
1613	14-02-2026	MSQ Manifold-2606 MTBE To Tank-2606 3rd/east (I/V D/S Flange)	1613	"	Flange	0	0	0	0	0	0
1614	14-02-2026	MSQ Manifold-2606 MTBE To Tank-2606 3rd/east (I/V Flange (Bonnet)	1614	"	Flange	0	0	0	0	0	0
1615	14-02-2026	MSQ Manifold-2606 MTBE To Tank-2606 1st/west(I/V Gland)	1615	3 Inch	Valve	0	0	0	0	0	0
1616	14-02-2026	MSQ Manifold-2606 MTBE To Tank-2606 1st/west(I/V U/S Flange)	1616	"	Flange	0	0	0	0	0	0
1617	14-02-2026	MSQ Manifold-2606 MTBE To Tank-2606 1st/west(I/V D/S Flange)	1617	"	Flange	0	0	0	0	0	0
1618	14-02-2026	MSQ Manifold-2606 MTBE To Tank-2606 1st/west(I/V Flange (Bonnet)	1618	"	Flange	0	0	0	0	0	0
1619	14-02-2026	MSQ Manifold-2606 MTBE To Tank-2606 2nd/middle (I/V Gland)	1619	"	Valve	0	0	0	0	0	0
1620	14-02-2026	MSQ Manifold-2606 MTBE To Tank-2606 2nd/middle (I/V U/S Flange)	1620	"	Flange	0	0	0	0	0	0
1621	14-02-2026	MSQ Manifold-2606 MTBE To Tank-2606 2nd/middle (I/V D/S Flange)	1621	"	Flange	0	0	0	0	0	0
1622	14-02-2026	MSQ Manifold-2606 MTBE To Tank-2606 2nd/middle (I/V Flange (Bonnet)	1622	"	Flange	0	0	0	0	0	0
1623	14-02-2026	MSQ Manifold-2606 MTBE To Tank-2606 3rd/west (I/V Gland)	1623	"	Valve	0	0	0	0	0	0
1624	14-02-2026	MSQ Manifold-2606 MTBE To Tank-2606 3rd/west (I/V U/S Flange)	1624	"	Flange	0	0	0	0	0	0
1625	14-02-2026	MSQ Manifold-2606 MTBE To Tank-2606 3rd/west (I/V D/S Flange)	1625	"	Flange	0	0	0	0	0	0
1626	14-02-2026	MSQ Manifold-2606 MTBE To Tank-2606 3rd/west (I/V Flange (Bonnet)	1626	"	Flange	0	0	0	0	0	0
1627	14-02-2026	MSQ Manifold-2606 E-IV MS R/D TK-2606 1st/west (I/V Gland)	1627	3 Inch	Valve	0	0	0	0	0	0
1628	14-02-2026	MSQ Manifold-2606 E-IV MS R/D TK-2606 1st/west (I/V U/S Flange)	1628	"	Flange	0	0	0	0	0	0
1629	14-02-2026	MSQ Manifold-2606 E-IV MS R/D TK-2606 1st/west (I/V D/S Flange)	1629	"	Flange	0	0	0	0	0	0
1630	14-02-2026	MSQ Manifold-2606 E-IV MS R/D TK-2606 1st/west (I/V Flange (Bonnet)	1630	"	Flange	0	0	0	0	0	0
1631	14-02-2026	MSQ Manifold-2606 E-IV MS R/D TK-2606 2nd/middle (I/V Gland)	1631	"	Valve	0	0	0	0	0	0
1632	14-02-2026	MSQ Manifold-2606 E-IV MS R/D TK-2606 2nd/middle (I/V U/S Flange)	1632	"	Flange	0	0	0	0	0	0
1633	14-02-2026	MSQ Manifold-2606 E-IV MS R/D TK-2606 2nd/middle (I/V D/S Flange)	1633	"	Flange	0	0	0	0	0	0
1634	14-02-2026	MSQ Manifold-2606 E-IV MS R/D TK-2606 2nd/middle (I/V Flange (Bonnet)	1634	"	Flange	0	0	0	0	0	0

Sr.No.	Date	Location	Tag No.	Line Size	Componenet Type	Screening Value (PPM) before Repair	Emission Kg/Hr	Emission Kg/day	Screening Value (PPM) afterRepair	Emission Kg/Hr	Emission Kg/day
1635	14-02-2026	MSQ Manifold-2606 E-IV MS R/D TK-2606 3rd/east (I/V Gland)	1635	"	Valve	0	0	0	0	0	0
1636	14-02-2026	MSQ Manifold-2606 E-IV MS R/D TK-2606 3rd/east (I/V U/S Flange)	1636	"	Flange	0	0	0	0	0	0
1637	14-02-2026	MSQ Manifold-2606 E-IV MS R/D TK-2606 3rd/east (I/V D/S Flange)	1637	"	Flange	0	0	0	0	0	0
1638	14-02-2026	MSQ Manifold-2606 E-IV MS R/D TK-2606 3rd/east (I/V Flange (Bonnet)	1638	"	Flange	0	0	0	0	0	0
1639	14-02-2026	MSQ Manifold-2606 Pump suction-47-P-107 TK-2606 1st/west(I/V Gland)	1639	6 Inch	Valve	0	0	0	0	0	0
1640	14-02-2026	MSQ Manifold-2606 Pump suction-47-P-107 TK-2606 1st/west(I/V U/S Flange)	1640	"	Flange	0	0	0	0	0	0
1641	14-02-2026	MSQ Manifold-2606 Pump suction-47-P-107 TK-2606 1st/west(I/V D/S Flange)	1641	"	Flange	0	0	0	0	0	0
1642	14-02-2026	MSQ Manifold-2606 Pump suction-47-P-107 TK-2606 1st/west(I/V Flange (Bonnet)	1642	"	Flange	0	0	0	0	0	0
1643	14-02-2026	MSQ Manifold-2606 Pump suction-47-P-107 TK-2606 2nd/middle (I/V Gland)	1643	"	Valve	0	0	0	0	0	0
1644	14-02-2026	MSQ Manifold-2606 Pump suction-47-P-107 TK-2606 2nd/middle (I/V U/S Flange)	1644	"	Flange	0	0	0	0	0	0
1645	14-02-2026	MSQ Manifold-2606 Pump suction-47-P-107 TK-2606 2nd/middle (I/V D/S Flange)	1645	"	Flange	0	0	0	0	0	0
1646	14-02-2026	MSQ Manifold-2606 Pump suction-47-P-107 TK-2606 2nd/middle (I/V Flange (Bonnet)	1646	"	Flange	0	0	0	0	0	0
1647	14-02-2026	MSQ Manifold-2606 Pump suction-47-P-107 TK-2606 3rd/east (I/V Gland)	1647	"	Valve	0	0	0	0	0	0
1648	14-02-2026	MSQ Manifold-2606 Pump suction-47-P-107 TK-2606 3rd/east (I/V U/S Flange)	1648	"	Flange	0	0	0	0	0	0
1649	14-02-2026	MSQ Manifold-2606 Pump suction-47-P-107 TK-2606 3rd/east (I/V D/S Flange)	1649	"	Flange	0	0	0	0	0	0
1650	14-02-2026	MSQ Manifold-2606 Pump suction-47-P-107 TK-2606 3rd/east (I/V Flange (Bonnet)	1650	"	Flange	0	0	0	0	0	0
1651	14-02-2026	MSQ Manifold-2606 E-III MS R/D TK-2606 1st/west(I/V Gland)	1651	6 Inch	Valve	0	0	0	0	0	0
1652	14-02-2026	MSQ Manifold-2606 E-III MS R/D TK-2606 1st/west(I/V U/S Flange)	1652	"	Flange	0	0	0	0	0	0
1653	14-02-2026	MSQ Manifold-2606 E-III MS R/D TK-2606 1st/west(I/V D/S Flange)	1653	"	Flange	0	0	0	0	0	0
1654	14-02-2026	MSQ Manifold-2606 E-III MS R/D TK-2606 1st/west(I/V Flange (Bonnet)	1654	"	Flange	0	0	0	0	0	0
1655	14-02-2026	MSQ Manifold-2606 E-III MS R/D TK-2606 2nd/middle (I/V Gland)	1655	"	Valve	0	0	0	0	0	0
1656	14-02-2026	MSQ Manifold-2606 E-III MS R/D TK-2606 2nd/middle (I/V U/S Flange)	1656	"	Flange	0	0	0	0	0	0
1657	14-02-2026	MSQ Manifold-2606 E-III MS R/D TK-2606 2nd/middle (I/V D/S Flange)	1657	"	Flange	0	0	0	0	0	0
1658	14-02-2026	MSQ Manifold-2606 E-III MS R/D TK-2606 2nd/middle (I/V Flange (Bonnet)	1658	"	Flange	0	0	0	0	0	0
1659	14-02-2026	MSQ Manifold-2606 E-III MS R/D TK-2606 3rd/east (I/V Gland)	1659	"	Valve	0	0	0	0	0	0
1660	14-02-2026	MSQ Manifold-2606 E-III MS R/D TK-2606 3rd/east (I/V U/S Flange)	1660	"	Flange	0	0	0	0	0	0
1661	14-02-2026	MSQ Manifold-2606 E-III MS R/D TK-2606 3rd/east (I/V D/S Flange)	1661	"	Flange	0	0	0	0	0	0
1662	14-02-2026	MSQ Manifold-2606 E-III MS R/D TK-2606 3rd/east (I/V Flange (Bonnet)	1662	"	Flange	0	0	0	0	0	0
1663	16-02-2026	Manifold - 2703 EURO-III R/D 1st / east(I/V Gland)	1663	4 Inch	Valve	0	0	0	0	0	0
1664	16-02-2026	Manifold - 2703 EURO-III R/D 1st / east(I/V U/S Flange)	1664	"	Flange	0	0	0	0	0	0
1665	16-02-2026	Manifold - 2703 EURO-III R/D 1st / east(I/V D/S Flange)	1665	"	Flange	0	0	0	0	0	0
1666	16-02-2026	Manifold - 2703 EURO-III R/D 1st / east(I/V Flange (Bonnet)	1666	"	Flange	0	0	0	0	0	0
1667	16-02-2026	Manifold - 2703 EURO-III R/D 2nd/middle (I/V Gland)	1667	"	Valve	0	0	0	0	0	0
1668	16-02-2026	Manifold - 2703 EURO-III R/D 2nd/middle (I/V U/S Flange)	1668	"	Flange	0	0	0	0	0	0
1669	16-02-2026	Manifold - 2703 EURO-III R/D 2nd/middle (I/V D/S Flange)	1669	"	Flange	0	0	0	0	0	0
1670	16-02-2026	Manifold - 2703 EURO-III R/D 2nd/middle (I/V Flange (Bonnet)	1670	"	Flange	0	0	0	0	0	0
1671	16-02-2026	Manifold - 2703 EURO-III R/D 3rd/west (I/V Gland)	1671	"	Valve	0	0	0	0	0	0
1672	16-02-2026	Manifold - 2703 EURO-III R/D 3rd/west (I/V U/S Flange)	1672	"	Flange	0	0	0	0	0	0
1673	16-02-2026	Manifold - 2703 EURO-III R/D 3rd/west (I/V D/S Flange)	1673	"	Flange	0	0	0	0	0	0
1674	16-02-2026	Manifold - 2703 EURO-III R/D 3rd/west (I/V Flange (Bonnet)	1674	"	Flange	0	0	0	0	0	0

Sr.No.	Date	Location	Tag No.	Line Size	Componenet Type	Screening Value (PPM) before Repair	Emission Kg/Hr	Emission Kg/day	Screening Value (PPM) afterRepair	Emission Kg/Hr	Emission Kg/day
1675	16-02-2026	Manifold - 2703 EURO-IV R/D 1st / east(I/V Gland)	1675	6 Inch	Valve	0	0	0	0	0	0
1676	16-02-2026	Manifold - 2703 EURO-IV R/D 1st / east(I/V U/S Flange)	1676	"	Flange	0	0	0	0	0	0
1677	16-02-2026	Manifold - 2703 EURO-IV R/D 1st / east(I/V D/S Flange)	1677	"	Flange	0	0	0	0	0	0
1678	16-02-2026	Manifold - 2703 EURO-IV R/D 1st / east(I/V Flange (Bonnet)	1678	"	Flange	0	0	0	0	0	0
1679	16-02-2026	Manifold - 2703 EURO-IV R/D 2nd/middle (I/V Gland)	1679	"	Valve	0	0	0	0	0	0
1680	16-02-2026	Manifold - 2703 EURO-IV R/D 2nd/middle (I/V U/S Flange)	1680	"	Flange	0	0	0	0	0	0
1681	16-02-2026	Manifold - 2703 EURO-IV R/D 2nd/middle (I/V D/S Flange)	1681	"	Flange	0	0	0	0	0	0
1682	16-02-2026	Manifold - 2703 EURO-IV R/D 2nd/middle (I/V Flange (Bonnet)	1682	"	Flange	0	0	0	0	0	0
1683	16-02-2026	Manifold - 2703 EURO-IV R/D 3rd/west (I/V Gland)	1683	"	Valve	0	0	0	0	0	0
1684	16-02-2026	Manifold - 2703 EURO-IV R/D 3rd/west (I/V U/S Flange)	1684	"	Flange	0	0	0	0	0	0
1685	16-02-2026	Manifold - 2703 EURO-IV R/D 3rd/west (I/V D/S Flange)	1685	"	Flange	0	0	0	0	0	0
1686	16-02-2026	Manifold - 2703 EURO-IV R/D 3rd/west (I/V Flange (Bonnet)	1686	"	Flange	0	0	0	0	0	0
1687	16-02-2026	Manifold - 2703 P-106 Suction 1st / west(I/V Gland)	1687	6 Inch	Valve	0	0	0	0	0	0
1688	16-02-2026	Manifold - 2703 P-106 Suction 1st / west(I/V U/S Flange)	1688	"	Flange	0	0	0	0	0	0
1689	16-02-2026	Manifold - 2703 P-106 Suction 1st / west(I/V D/S Flange)	1689	"	Flange	0	0	0	0	0	0
1690	16-02-2026	Manifold - 2703 P-106 Suction 1st / west(I/V Flange (Bonnet)	1690	"	Flange	0	0	0	0	0	0
1691	16-02-2026	Manifold - 2703 P-106 Suction 2nd/middle (I/V Gland)	1691	"	Valve	0	0	0	0	0	0
1692	16-02-2026	Manifold - 2703 P-106 Suction 2nd/middle (I/V U/S Flange)	1692	"	Flange	0	0	0	0	0	0
1693	16-02-2026	Manifold - 2703 P-106 Suction 2nd/middle (I/V D/S Flange)	1693	"	Flange	0	0	0	0	0	0
1694	16-02-2026	Manifold - 2703 P-106 Suction 2nd/middle (I/V Flange (Bonnet)	1694	"	Flange	0	0	0	0	0	0
1695	16-02-2026	Manifold - 2703 P-106 Suction 3rd/east (I/V Gland)	1695	"	Valve	0	0	0	0	0	0
1696	16-02-2026	Manifold - 2703 P-106 Suction 3rd/east (I/V U/S Flange)	1696	"	Flange	0	0	0	0	0	0
1697	16-02-2026	Manifold - 2703 P-106 Suction 3rd/east (I/V D/S Flange)	1697	"	Flange	0	0	0	0	0	0
1698	16-02-2026	Manifold - 2703 P-106 Suction 3rd/east (I/V Flange (Bonnet)	1698	"	Flange	0	0	0	0	0	0
1699	16-02-2026	Manifold - 2703 P-107 Suction 1st /west(I/V Gland)	1699	"	Valve	0	0	0	0	0	0
1700	16-02-2026	Manifold - 2703 P-107 Suction 1st /west(I/V U/S Flange)	1700	"	Flange	0	0	0	0	0	0
1701	16-02-2026	Manifold - 2703 P-107 Suction 1st /west(I/V D/S Flange)	1701	"	Flange	0	0	0	0	0	0
1702	16-02-2026	Manifold - 2703 P-107 Suction 1st /west(I/V Flange (Bonnet)	1702	"	Flange	0	0	0	0	0	0
1703	16-02-2026	Manifold - 2703 P-107 Suction 2nd/middle (I/V Gland)	1703	"	Valve	0	0	0	0	0	0
1704	16-02-2026	Manifold - 2703 P-107 Suction 2nd/middle (I/V U/S Flange)	1704	"	Flange	0	0	0	0	0	0
1705	16-02-2026	Manifold - 2703 P-107 Suction 2nd/middle (I/V D/S Flange)	1705	"	Flange	0	0	0	0	0	0
1706	16-02-2026	Manifold - 2703 P-107 Suction 2nd/middle (I/V Flange (Bonnet)	1706	"	Flange	0	0	0	0	0	0
1707	16-02-2026	Manifold - 2703 P-107 Suction 3rd/east (I/V Gland)	1707	"	Valve	0	0	0	0	0	0
1708	16-02-2026	Manifold - 2703 P-107 Suction 3rd/east (I/V U/S Flange)	1708	"	Flange	0	0	0	0	0	0
1709	16-02-2026	Manifold - 2703 P-107 Suction 3rd/east (I/V D/S Flange)	1709	"	Flange	0	0	0	0	0	0
1710	16-02-2026	Manifold - 2703 P-107 Suction 3rd/east (I/V Flange (Bonnet)	1710	"	Flange	0	0	0	0	0	0
1711	16-02-2026	Manifold - 2703 Pump Suction-2703 1st / west(I/V Gland)	1711	14 Inch	Valve	0	0	0	0	0	0
1712	16-02-2026	Manifold - 2703 Pump Suction-2703 1st / west(I/V U/S Flange)	1712	"	Flange	0	0	0	0	0	0
1713	16-02-2026	Manifold - 2703 Pump Suction-2703 1st / west(I/V D/S Flange)	1713	"	Flange	0	0	0	0	0	0
1714	16-02-2026	Manifold - 2703 Pump Suction-2703 1st / west(I/V Flange (Bonnet)	1714	"	Flange	0	0	0	0	0	0

Sr.No.	Date	Location	Tag No.	Line Size	Componenet Type	Screening Value (PPM) before Repair	Emission Kg/Hr	Emission Kg/day	Screening Value (PPM) afterRepair	Emission Kg/Hr	Emission Kg/day
1715	16-02-2026	Manifold - 2703 Pump Suction-2703 2nd/middle (I/V Gland)	1715	"	Valve	0	0	0	0	0	0
1716	16-02-2026	Manifold - 2703 Pump Suction-2703 2nd/middle (I/V U/S Flange)	1716	"	Flange	0	0	0	0	0	0
1717	16-02-2026	Manifold - 2703 Pump Suction-2703 2nd/middle (I/V D/S Flange)	1717	"	Flange	0	0	0	0	0	0
1718	16-02-2026	Manifold - 2703 Pump Suction-2703 2nd/middle (I/V Flange (Bonnet)	1718	"	Flange	0	0	0	0	0	0
1719	16-02-2026	Manifold - 2703 Pump Suction-2703 3rd/east (I/V Gland)	1719	"	Valve	6220	0.002369	0.056865	6220	0.002369	0.056865
1720	16-02-2026	Manifold - 2703 Pump Suction-2703 3rd/east (I/V U/S Flange)	1720	"	Flange	0	0	0	0	0	0
1721	16-02-2026	Manifold - 2703 Pump Suction-2703 3rd/east (I/V D/S Flange)	1721	"	Flange	0	0	0	0	0	0
1722	16-02-2026	Manifold - 2703 Pump Suction-2703 3rd/east (I/V Flange (Bonnet)	1722	"	Flange	0	0	0	0	0	0
1723	16-02-2026	Manifold - 2703 SN Ex - DHDT -2703 1st / east(I/V Gland)	1723	3 Inch	Valve	0	0	0	0	0	0
1724	16-02-2026	Manifold - 2703 SN Ex - DHDT -2703 1st / east(I/V U/S Flange)	1724	"	Flange	0	0	0	0	0	0
1725	16-02-2026	Manifold - 2703 SN Ex - DHDT -2703 1st / east(I/V D/S Flange)	1725	"	Flange	0	0	0	0	0	0
1726	16-02-2026	Manifold - 2703 SN Ex - DHDT -2703 1st / east(I/V Flange (Bonnet)	1726	"	Flange	0	0	0	0	0	0
1727	16-02-2026	Manifold - 2703 SN Ex - DHDT -2703 2nd/west (I/V Gland)	1727	"	Valve	0	0	0	0	0	0
1728	16-02-2026	Manifold - 2703 SN Ex - DHDT -2703 2nd/west (I/V U/S Flange)	1728	"	Flange	0	0	0	0	0	0
1729	16-02-2026	Manifold - 2703 SN Ex - DHDT -2703 2nd/west (I/V D/S Flange)	1729	"	Flange	0	0	0	0	0	0
1730	16-02-2026	Manifold - 2703 SN Ex - DHDT -2703 2nd/west (I/V Flange (Bonnet)	1730	"	Flange	0	0	0	0	0	0
1731	16-02-2026	Manifold - 2703 GSPL-2703 1st / west (I/V Gland)	1731	10 Inch	Valve	17.9	0.000055	0.001329	17.9	0.000055	0.001329
1732	16-02-2026	Manifold - 2703 GSPL-2703 1st / west (I/V U/S Flange)	1732	"	Flange	0	0	0	0	0	0
1733	16-02-2026	Manifold - 2703 GSPL-2703 1st / west (I/V D/S Flange)	1733	"	Flange	0	0	0	0	0	0
1734	16-02-2026	Manifold - 2703 GSPL-2703 1st / west (I/V Flange (Bonnet)	1734	"	Flange	0	0	0	0	0	0
1735	16-02-2026	Manifold - 2703 GSPL-2703 2nd/middle (I/V Gland)	1735	"	Valve	0	0	0	0	0	0
1736	16-02-2026	Manifold - 2703 GSPL-2703 2nd/middle (I/V U/S Flange)	1736	"	Flange	0	0	0	0	0	0
1737	16-02-2026	Manifold - 2703 GSPL-2703 2nd/middle (I/V D/S Flange)	1737	"	Flange	0	0	0	0	0	0
1738	16-02-2026	Manifold - 2703 GSPL-2703 2nd/middle (I/V Flange (Bonnet)	1738	"	Flange	0	0	0	0	0	0
1739	16-02-2026	Manifold - 2703 GSPL-2703 3rd/east (I/V Gland)	1739	"	Valve	163	0.000229	0.005489	163	0.000229	0.005489
1740	16-02-2026	Manifold - 2703 GSPL-2703 3rd/east (I/V U/S Flange)	1740	"	Flange	0	0	0	0	0	0
1741	16-02-2026	Manifold - 2703 GSPL-2703 3rd/east (I/V D/S Flange)	1741	"	Flange	0	0	0	0	0	0
1742	16-02-2026	Manifold - 2703 GSPL-2703 3rd/east (I/V Flange (Bonnet)	1742	"	Flange	0	0	0	0	0	0
1743	16-02-2026	Manifold - 2703 CN R/D-2703 1st /east(I/V Gland)	1743	3 Inch	Valve	4910	0.002036	0.048855	4910	0.002036	0.048855
1744	16-02-2026	Manifold - 2703 CN R/D-2703 1st /east(I/V U/S Flange)	1744	"	Flange	0	0	0	0	0	0
1745	16-02-2026	Manifold - 2703 CN R/D-2703 1st /east(I/V D/S Flange)	1745	"	Flange	0	0	0	0	0	0
1746	16-02-2026	Manifold - 2703 CN R/D-2703 1st /east(I/V Flange (Bonnet)	1746	"	Flange	0	0	0	0	0	0
1747	16-02-2026	Manifold - 2703 CN R/D-2703 2nd/middle (I/V Gland)	1747	"	Valve	0	0	0	0	0	0
1748	16-02-2026	Manifold - 2703 CN R/D-2703 2nd/middle (I/V U/S Flange)	1748	"	Flange	0	0	0	0	0	0
1749	16-02-2026	Manifold - 2703 CN R/D-2703 2nd/middle (I/V D/S Flange)	1749	"	Flange	0	0	0	0	0	0
1750	16-02-2026	Manifold - 2703 CN R/D-2703 2nd/middle (I/V Flange (Bonnet)	1750	"	Flange	0	0	0	0	0	0
1751	16-02-2026	Manifold - 2703 CN R/D-2703 3rd/west (I/V Gland)	1751	"	Valve	0	0	0	0	0	0
1752	16-02-2026	Manifold - 2703 CN R/D-2703 3rd/west (I/V U/S Flange)	1752	"	Flange	0	0	0	0	0	0
1753	16-02-2026	Manifold - 2703 CN R/D-2703 3rd/west (I/V D/S Flange)	1753	"	Flange	0	0	0	0	0	0
1754	16-02-2026	Manifold - 2703 CN R/D-2703 3rd/west (I/V Flange (Bonnet)	1754	"	Flange	0	0	0	0	0	0

Sr.No.	Date	Location	Tag No.	Line Size	Componenet Type	Screening Value (PPM) before Repair	Emission Kg/Hr	Emission Kg/day	Screening Value (PPM) afterRepair	Emission Kg/Hr	Emission Kg/day
1755	16-02-2026	Manifold - 2703 SRN R/D-2703 1st / east(I/V Gland)	1755	4 Inch	Valve	194.3	0.000256	0.006144	194.3	0.000256	0.006144
1756	16-02-2026	Manifold - 2703 SRN R/D-2703 1st / east(I/V U/S Flange)	1756	"	Flange	0	0	0	0	0	0
1757	16-02-2026	Manifold - 2703 SRN R/D-2703 1st / east(I/V D/S Flange)	1757	"	Flange	0	0	0	0	0	0
1758	16-02-2026	Manifold - 2703 SRN R/D-2703 1st / east(I/V Flange (Bonnet)	1758	"	Flange	0	0	0	0	0	0
1759	16-02-2026	Manifold - 2703 SRN R/D-2703 2nd/middle (I/V Gland)	1759	"	Valve	0	0	0	0	0	0
1760	16-02-2026	Manifold - 2703 SRN R/D-2703 2nd/middle (I/V U/S Flange)	1760	"	Flange	0	0	0	0	0	0
1761	16-02-2026	Manifold - 2703 SRN R/D-2703 2nd/middle (I/V D/S Flange)	1761	"	Flange	0	0	0	0	0	0
1762	16-02-2026	Manifold - 2703 SRN R/D-2703 2nd/middle (I/V Flange (Bonnet)	1762	"	Flange	0	0	0	0	0	0
1763	16-02-2026	Manifold - 2703 SRN R/D-2703 3rd/west (I/V Gland)	1763	"	Valve	0	0	0	0	0	0
1764	16-02-2026	Manifold - 2703 SRN R/D-2703 3rd/west (I/V U/S Flange)	1764	"	Flange	0	0	0	0	0	0
1765	16-02-2026	Manifold - 2703 SRN R/D-2703 3rd/west (I/V D/S Flange)	1765	"	Flange	0	0	0	0	0	0
1766	16-02-2026	Manifold - 2703 SRN R/D-2703 3rd/west (I/V Flange (Bonnet)	1766	"	Flange	0	0	0	0	0	0
1767	16-02-2026	Manifold - 2703 M.A R/D-2703 1st / east(I/V Gland)	1767	6 Inch	Valve	0	0	0	0	0	0
1768	16-02-2026	Manifold - 2703 M.A R/D-2703 1st / east(I/V U/S Flange)	1768	"	Flange	0	0	0	0	0	0
1769	16-02-2026	Manifold - 2703 M.A R/D-2703 1st / east(I/V D/S Flange)	1769	"	Flange	0	0	0	0	0	0
1770	16-02-2026	Manifold - 2703 M.A R/D-2703 1st / east(I/V Flange (Bonnet)	1770	"	Flange	0	0	0	0	0	0
1771	16-02-2026	Manifold - 2703 M.A R/D-2703 2nd/middle (I/V Gland)	1771	"	Valve	0	0	0	0	0	0
1772	16-02-2026	Manifold - 2703 M.A R/D-2703 2nd/middle (I/V U/S Flange)	1772	"	Flange	0	0	0	0	0	0
1773	16-02-2026	Manifold - 2703 M.A R/D-2703 2nd/middle (I/V D/S Flange)	1773	"	Flange	0	0	0	0	0	0
1774	16-02-2026	Manifold - 2703 M.A R/D-2703 2nd/middle (I/V Flange (Bonnet)	1774	"	Flange	0	0	0	0	0	0
1775	16-02-2026	Manifold - 2703 M.A R/D-2703 3rd/west (I/V Gland)	1775	"	Valve	0	0	0	0	0	0
1776	16-02-2026	Manifold - 2703 M.A R/D-2703 3rd/west (I/V U/S Flange)	1776	"	Flange	0	0	0	0	0	0
1777	16-02-2026	Manifold - 2703 M.A R/D-2703 3rd/west (I/V D/S Flange)	1777	"	Flange	0	0	0	0	0	0
1778	16-02-2026	Manifold - 2703 M.A R/D-2703 3rd/west (I/V Flange (Bonnet)	1778	"	Flange	0	0	0	0	0	0
1779	16-02-2026	Manifold - 2703 MHCN R/D-2703 1st / east(I/V Gland)	1779	6 Inch	Valve	0	0	0	0	0	0
1780	16-02-2026	Manifold - 2703 HCN R/D-2703 1st / east(I/V U/S Flange)	1780	"	Flange	0	0	0	0	0	0
1781	16-02-2026	Manifold - 2703 HCN R/D-2703 1st / east(I/V D/S Flange)	1781	"	Flange	0	0	0	0	0	0
1782	16-02-2026	Manifold - 2703 HCN R/D-2703 1st / east(I/V Flange (Bonnet)	1782	"	Flange	0	0	0	0	0	0
1783	16-02-2026	Manifold - 2703 HCN R/D-2703 2nd/middle (I/V Gland)	1783	"	Valve	0	0	0	0	0	0
1784	16-02-2026	Manifold - 2703 HCN R/D-2703 2nd/middle (I/V U/S Flange)	1784	"	Flange	0	0	0	0	0	0
1785	16-02-2026	Manifold - 2703 HCN R/D-2703 2nd/middle (I/V D/S Flange)	1785	"	Flange	0	0	0	0	0	0
1786	16-02-2026	Manifold - 2703 HCN R/D-2703 2nd/middle (I/V Flange (Bonnet)	1786	"	Flange	0	0	0	0	0	0
1787	16-02-2026	Manifold - 2703 HCN R/D-2703 3rd/west (I/V Gland)	1787	"	Valve	0	0	0	0	0	0
1788	16-02-2026	Manifold - 2703 HCN R/D-2703 3rd/west (I/V U/S Flange)	1788	"	Flange	0	0	0	0	0	0
1789	16-02-2026	Manifold - 2703 HCN R/D-2703 3rd/west (I/V D/S Flange)	1789	"	Flange	0	0	0	0	0	0
1790	16-02-2026	Manifold - 2703 HCN R/D-2703 3rd/west (I/V Flange (Bonnet)	1790	"	Flange	0	0	0	0	0	0
1791	16-02-2026	Manifold - 2503 DHDT R/D To TK-2503 1st/west(I/V Gland)	1791	8 Inch	Valve	0	0	0	0	0	0
1792	16-02-2026	Manifold - 2503 DHDT R/D To TK-2503 1st/west(I/V U/S Flange)	1792	"	Flange	0	0	0	0	0	0
1793	16-02-2026	Manifold - 2503 DHDT R/D To TK-2503 1st/west(I/V D/S Flange)	1793	"	Flange	0	0	0	0	0	0
1794	16-02-2026	Manifold - 2503 DHDT R/D To TK-2503 1st/west(I/V Flange (Bonnet)	1794	"	Flange	0	0	0	0	0	0

Sr.No.	Date	Location	Tag No.	Line Size	Componenet Type	Screening Value (PPM) before Repair	Emission Kg/Hr	Emission Kg/day	Screening Value (PPM) afterRepair	Emission Kg/Hr	Emission Kg/day
1795	16-02-2026	Manifold - 2503 DHDT R/D To TK-2503 2nd/east (I/V Gland)	1795	"	Valve	0	0	0	0	0	0
1796	16-02-2026	Manifold - 2503 DHDT R/D To TK-2503 2nd/east (I/V U/S Flange)	1796	"	Flange	0	0	0	0	0	0
1797	16-02-2026	Manifold - 2503 DHDT R/D To TK-2503 2nd/east (I/V D/S Flange)	1797	"	Flange	0	0	0	0	0	0
1798	16-02-2026	Manifold - 2503 DHDT R/D To TK-2503 2nd/east (I/V Flange (Bonnet)	1798	"	Flange	0	0	0	0	0	0
1799	16-02-2026	Manifold - 2503 DHDT R/D To TK-2503 line (NRV Top Flange)	1799	"	Valve	0	0	0	0	0	0
1800	16-02-2026	Manifold - 2503 DHDT R/D To TK-2503 line (NRV U/S Flange)	1800	"	Flange	0	0	0	0	0	0
1801	16-02-2026	Manifold - 2503 DHDT R/D To TK-2503 line (NRV D/S Flange)	1801	"	Flange	0	0	0	0	0	0
1802	16-02-2026	Manifold - 2503 DHDT R/D To TK-2501 1st/west (I/V Gland)	1802	8 Inch	Valve	0	0	0	0	0	0
1803	16-02-2026	Manifold - 2503 DHDT R/D To TK-2501 1st/west (I/V U/S Flange)	1803	"	Flange	0	0	0	0	0	0
1804	16-02-2026	Manifold - 2503 DHDT R/D To TK-2501 1st/west (I/V D/S Flange)	1804	"	Flange	0	0	0	0	0	0
1805	16-02-2026	Manifold - 2503 DHDT R/D To TK-2501 1st/west (I/V Flange (Bonnet)	1805	"	Flange	0	0	0	0	0	0
1806	16-02-2026	Manifold - 2503 DHDT R/D To TK-2501 2nd/east(I/V Gland)	1806	"	Valve	0	0	0	0	0	0
1807	16-02-2026	Manifold - 2503 DHDT R/D To TK-2501 2nd/east(I/V U/S Flange)	1807	"	Flange	0	0	0	0	0	0
1808	16-02-2026	Manifold - 2503 DHDT R/D To TK-2501 2nd/east(I/V D/S Flange)	1808	"	Flange	0	0	0	0	0	0
1809	16-02-2026	Manifold - 2503 DHDT R/D To TK-2501 2nd/east(I/V Flange (Bonnet)	1809	"	Flange	0	0	0	0	0	0
1810	16-02-2026	Manifold - 2503 PH#3 Suction EX. TK-2503 line 1st/west(I/V Gland)	1810	16 Inch	Valve	0	0	0	0	0	0
1811	16-02-2026	Manifold - 2503 PH#3 Suction EX. TK-2503 line 1st/west(I/V U/S Flange)	1811	"	Flange	0	0	0	0	0	0
1812	16-02-2026	Manifold - 2503 PH#3 Suction EX. TK-2503 line 1st/west(I/V D/S Flange)	1812	"	Flange	0	0	0	0	0	0
1813	16-02-2026	Manifold - 2503 PH#3 Suction EX. TK-2503 line 1st/west(I/V Flange (Bonnet)	1813	"	Flange	0	0	0	0	0	0
1814	16-02-2026	Manifold - 2503 PH#3 Suction EX. TK-2503 line 2nd/middle (I/V Gland)	1814	"	Valve	0	0	0	0	0	0
1815	16-02-2026	Manifold - 2503 PH#3 Suction EX. TK-2503 line 2nd/middle (I/V U/S Flange)	1815	"	Flange	0	0	0	0	0	0
1816	16-02-2026	Manifold - 2503 PH#3 Suction EX. TK-2503 line 2nd/middle (I/V D/S Flange)	1816	"	Flange	0	0	0	0	0	0
1817	16-02-2026	Manifold - 2503 PH#3 Suction EX. TK-2503 line 2nd/middle (I/V Flange (Bonnet)	1817	"	Flange	0	0	0	0	0	0
1818	16-02-2026	Manifold - 2503 PH#3 Suction EX. TK-2503 line 3rd/east (I/V Gland)	1818	"	Valve	0	0	0	0	0	0
1819	16-02-2026	Manifold - 2503 PH#3 Suction EX. TK-2503 line 3rd/east (I/V U/S Flange)	1819	"	Flange	0	0	0	0	0	0
1820	16-02-2026	Manifold - 2503 PH#3 Suction EX. TK-2503 line 3rd/east (I/V D/S Flange)	1820	"	Flange	0	0	0	0	0	0
1821	16-02-2026	Manifold - 2503 PH#3 Suction EX. TK-2503 line 3rd/east (I/V Flange (Bonnet)	1821	"	Flange	0	0	0	0	0	0
1822	16-02-2026	Manifold - 2503 PH#3 Suction EX. TK-2501 line 1st/west(I/V Gland)	1822	16 Inch	Valve	0	0	0	0	0	0
1823	16-02-2026	Manifold - 2503 PH#3 Suction EX. TK-2501 line 1st/west(I/V U/S Flange)	1823	"	Flange	0	0	0	0	0	0
1824	16-02-2026	Manifold - 2503 PH#3 Suction EX. TK-2501 line 1st/west(I/V D/S Flange)	1824	"	Flange	0	0	0	0	0	0
1825	16-02-2026	Manifold - 2503 PH#3 Suction EX. TK-2501 line 1st/west(I/V Flange (Bonnet)	1825	"	Flange	0	0	0	0	0	0
1826	16-02-2026	Manifold - 2503 PH#3 Suction EX. TK-2501 line 2nd/middle (I/V Gland)	1826	"	Valve	0	0	0	0	0	0
1827	16-02-2026	Manifold - 2503 PH#3 Suction EX. TK-2501 line 2nd/middle (I/V U/S Flange)	1827	"	Flange	0	0	0	0	0	0
1828	16-02-2026	Manifold - 2503 PH#3 Suction EX. TK-2501 line 2nd/middle (I/V D/S Flange)	1828	"	Flange	0	0	0	0	0	0
1829	16-02-2026	Manifold - 2503 PH#3 Suction EX. TK-2501 line 2nd/middle (I/V Flange (Bonnet)	1829	"	Flange	0	0	0	0	0	0
1830	16-02-2026	Manifold - 2503 PH#3 Suction EX. TK-2501 line 3rd/east (I/V Gland)	1830	"	Valve	0	0	0	0	0	0
1831	16-02-2026	Manifold - 2503 PH#3 Suction EX. TK-2501 line 3rd/east (I/V U/S Flange)	1831	"	Flange	0	0	0	0	0	0
1832	16-02-2026	Manifold - 2503 PH#3 Suction EX. TK-2501 line 3rd/east (I/V D/S Flange)	1832	"	Flange	0	0	0	0	0	0
1833	16-02-2026	Manifold - 2503 PH#3 Suction EX. TK-2501 line 3rd/east (I/V Flange (Bonnet)	1833	"	Flange	0	0	0	0	0	0
1834	16-02-2026	Manifold - 2503 LDO R/D EX. CDU-I line (I/V Gland)	1834	6 Inch	Valve	0	0	0	0	0	0

Sr.No.	Date	Location	Tag No.	Line Size	Componenet Type	Screening Value (PPM) before Repair	Emission Kg/Hr	Emission Kg/day	Screening Value (PPM) afterRepair	Emission Kg/Hr	Emission Kg/day
1835	16-02-2026	Manifold - 2503 LDO R/D EX. CDU-I line (I/V U/S Flange)	1835	"	Flange	0	0	0	0	0	0
1836	16-02-2026	Manifold - 2503 LDO R/D EX. CDU-I line (I/V D/S Flange)	1836	"	Flange	0	0	0	0	0	0
1837	16-02-2026	Manifold - 2503 LDO R/D EX. CDU-I line (I/V Flange (Bonnet)	1837	"	Flange	0	0	0	0	0	0
1838	16-02-2026	Manifold - 2503 K-I-II - Transfer To TK-2503 line 1st/west(I/V Gland)	1838	6 Inch	Valve	0	0	0	0	0	0
1839	16-02-2026	Manifold - 2503 K-I-II - Transfer To TK-2503 line 1st/west(I/V U/S Flange)	1839	"	Flange	0	0	0	0	0	0
1840	16-02-2026	Manifold - 2503 K-I-II - Transfer To TK-2503 line 1st/west(I/V D/S Flange)	1840	"	Flange	0	0	0	0	0	0
1841	16-02-2026	Manifold - 2503 K-I-II - Transfer To TK-2503 line 1st/west(I/V Flange (Bonnet)	1841	"	Flange	0	0	0	0	0	0
1842	16-02-2026	Manifold - 2503 K-I-II - Transfer To TK-2503 line 2nd/middle (I/V Gland)	1842	"	Valve	0	0	0	0	0	0
1843	16-02-2026	Manifold - 2503 K-I-II - Transfer To TK-2503 line 2nd/middle (I/V U/S Flange)	1843	"	Flange	0	0	0	0	0	0
1844	16-02-2026	Manifold - 2503 K-I-II - Transfer To TK-2503 line 2nd/middle (I/V D/S Flange)	1844	"	Flange	0	0	0	0	0	0
1845	16-02-2026	Manifold - 2503 K-I-II - Transfer To TK-2503 line 2nd/middle (I/V Flange (Bonnet)	1845	"	Flange	0	0	0	0	0	0
1846	16-02-2026	Manifold - 2503 K-I-II - Transfer To TK-2503 line 3rd/east (I/V Gland)	1846	"	Valve	0	0	0	0	0	0
1847	16-02-2026	Manifold - 2503 K-I-II - Transfer To TK-2503 line 3rd/east (I/V U/S Flange)	1847	"	Flange	0	0	0	0	0	0
1848	16-02-2026	Manifold - 2503 K-I-II - Transfer To TK-2503 line 3rd/east (I/V D/S Flange)	1848	"	Flange	0	0	0	0	0	0
1849	16-02-2026	Manifold - 2503 K-I-II - Transfer To TK-2503 line 3rd/east (I/V Flange (Bonnet)	1849	"	Flange	0	0	0	0	0	0
1850	16-02-2026	Manifold - 2503 K-I-II - Transfer To TK-2501 (I/V Gland)	1850	6 Inch	Valve	0	0	0	0	0	0
1851	16-02-2026	Manifold - 2503 K-I-II - Transfer To TK-2501 (I/V U/S Flange)	1851	"	Flange	0	0	0	0	0	0
1852	16-02-2026	Manifold - 2503 K-I-II - Transfer To TK-2501 (I/V D/S Flange)	1852	"	Flange	0	0	0	0	0	0
1853	16-02-2026	Manifold - 2503 K-I-II - Transfer To TK-2501 (I/V Flange (Bonnet)	1853	"	Flange	0	0	0	0	0	0
1854	16-02-2026	Manifold - 2503 SRGO From CDU-II To TK-2501 1st/west (I/V Gland)	1854	8 Inch	Valve	0	0	0	0	0	0
1855	16-02-2026	Manifold - 2503 SRGO From CDU-II To TK-2501 1st/west (I/V U/S Flange)	1855	"	Flange	0	0	0	0	0	0
1856	16-02-2026	Manifold - 2503 SRGO From CDU-II To TK-2501 1st/west (I/V D/S Flange)	1856	"	Flange	0	0	0	0	0	0
1857	16-02-2026	Manifold - 2503 SRGO From CDU-II To TK-2501 1st/west (I/V Flange (Bonnet)	1857	"	Flange	0	0	0	0	0	0
1858	16-02-2026	Manifold - 2503 SRGO From CDU-II To TK-2501 2nd/middle (I/V Gland)	1858	"	Valve	0	0	0	0	0	0
1859	16-02-2026	Manifold - 2503 SRGO From CDU-II To TK-2501 2nd/middle (I/V U/S Flange)	1859	"	Flange	0	0	0	0	0	0
1860	16-02-2026	Manifold - 2503 SRGO From CDU-II To TK-2501 2nd/middle (I/V D/S Flange)	1860	"	Flange	0	0	0	0	0	0
1861	16-02-2026	Manifold - 2503 SRGO From CDU-II To TK-2501 2nd/middle (I/V Flange (Bonnet)	1861	"	Flange	0	0	0	0	0	0
1862	16-02-2026	Manifold - 2503 SRGO From CDU-II To TK-2501 3rd/east (I/V Gland)	1862	8 Inch	Valve	0	0	0	0	0	0
1863	16-02-2026	Manifold - 2503 SRGO From CDU-II To TK-2501 3rd/east (I/V U/S Flange)	1863	"	Flange	0	0	0	0	0	0
1864	16-02-2026	Manifold - 2503 SRGO From CDU-II To TK-2501 3rd/east (I/V D/S Flange)	1864	"	Flange	0	0	0	0	0	0
1865	16-02-2026	Manifold - 2503 SRGO From CDU-II To TK-2501 3rd/east (I/V Flange (Bonnet)	1865	"	Flange	0	0	0	0	0	0
1866	16-02-2026	Manifold - 2503 SRGO From CDU-II To TK-2501/03 1st/west (I/V Gland)	1866	"	Valve	0	0	0	0	0	0
1867	16-02-2026	Manifold - 2503 SRGO From CDU-II To TK-2501/03 1st/west (I/V U/S Flange)	1867	"	Flange	0	0	0	0	0	0
1868	16-02-2026	Manifold - 2503 SRGO From CDU-II To TK-2501/03 1st/west (I/V D/S Flange)	1868	"	Flange	0	0	0	0	0	0
1869	16-02-2026	Manifold - 2503 SRGO From CDU-II To TK-2501/03 1st/west (I/V Flange (Bonnet)	1869	"	Flange	0	0	0	0	0	0
1870	16-02-2026	Manifold - 2503 SRGO From CDU-II To TK-2501/03 2nd/middle (I/V Gland)	1870	"	Valve	0	0	0	0	0	0
1871	16-02-2026	Manifold - 2503 SRGO From CDU-II To TK-2501/03 2nd/middle (I/V U/S Flange)	1871	"	Flange	0	0	0	0	0	0
1872	16-02-2026	Manifold - 2503 SRGO From CDU-II To TK-2501/03 2nd/middle (I/V D/S Flange)	1872	"	Flange	0	0	0	0	0	0
1873	16-02-2026	Manifold - 2503 SRGO From CDU-II To TK-2501/03 2nd/middle (I/V Flange (Bonnet)	1873	"	Flange	0	0	0	0	0	0
1874	16-02-2026	Manifold - 2503 SRGO From CDU-II To TK-2501/03 3rd/east (I/V Gland)	1874	"	Valve	0	0	0	0	0	0

Sr.No.	Date	Location	Tag No.	Line Size	Componenet Type	Screening Value (PPM) before Repair	Emission Kg/Hr	Emission Kg/day	Screening Value (PPM) afterRepair	Emission Kg/Hr	Emission Kg/day
1875	16-02-2026	Manifold - 2503 SRGO From CDU-II To TK-2501/03 3rd/east (I/V U/S Flange)	1875	"	Flange	0	0	0	0	0	0
1876	16-02-2026	Manifold - 2503 SRGO From CDU-II To TK-2501/03 3rd/east (I/V D/S Flange)	1876	"	Flange	0	0	0	0	0	0
1877	16-02-2026	Manifold - 2503 SRGO From CDU-II To TK-2501/03 3rd/east (I/V Flange (Bonnet)	1877	"	Flange	0	0	0	0	0	0
1878	16-02-2026	Manifold - 2503 HSD To PH#3 - 2503 1st/west (I/V Gland)	1878	12 Inch	Valve	0	0	0	0	0	0
1879	16-02-2026	Manifold - 2503 HSD To PH#3 - 2503 1st/west (I/V U/S Flange)	1879	"	Flange	0	0	0	0	0	0
1880	16-02-2026	Manifold - 2503 HSD To PH#3 - 2503 1st/west (I/V D/S Flange)	1880	"	Flange	0	0	0	0	0	0
1881	16-02-2026	Manifold - 2503 HSD To PH#3 - 2503 1st/west (I/V Flange (Bonnet)	1881	"	Flange	0	0	0	0	0	0
1882	16-02-2026	Manifold - 2503 HSD To PH#3 - 2503 2nd/middle (I/V Gland)	1882	"	Valve	0	0	0	0	0	0
1883	16-02-2026	Manifold - 2503 HSD To PH#3 - 2503 2nd/middle (I/V U/S Flange)	1883	"	Flange	0	0	0	0	0	0
1884	16-02-2026	Manifold - 2503 HSD To PH#3 - 2503 2nd/middle (I/V D/S Flange)	1884	"	Flange	0	0	0	0	0	0
1885	16-02-2026	Manifold - 2503 HSD To PH#3 - 2503 2nd/middle (I/V Flange (Bonnet)	1885	"	Flange	0	0	0	0	0	0
1886	16-02-2026	Manifold - 2503 HSD To PH#3 - 2503 3rd/east (I/V Gland)	1886	"	Valve	0	0	0	0	0	0
1887	16-02-2026	Manifold - 2503 HSD To PH#3 - 2503 3rd/east (I/V U/S Flange)	1887	"	Flange	0	0	0	0	0	0
1888	16-02-2026	Manifold - 2503 HSD To PH#3 - 2503 3rd/east (I/V D/S Flange)	1888	"	Flange	0	0	0	0	0	0
1889	16-02-2026	Manifold - 2503 HSD To PH#3 - 2503 3rd/east (I/V Flange (Bonnet)	1889	"	Flange	0	0	0	0	0	0
1890	16-02-2026	Manifold - 2503 SRGO From CDU-I TK-2503 1st/east(I/V Gland)	1890	6 Inch	Valve	0	0	0	0	0	0
1891	16-02-2026	Manifold - 2503 SRGO From CDU-I TK-2503 1st/east(I/V U/S Flange)	1891	"	Flange	0	0	0	0	0	0
1892	16-02-2026	Manifold - 2503 SRGO From CDU-I TK-2503 1st/east(I/V D/S Flange)	1892	"	Flange	0	0	0	0	0	0
1893	16-02-2026	Manifold - 2503 SRGO From CDU-I TK-2503 1st/east(I/V Flange (Bonnet)	1893	"	Flange	0	0	0	0	0	0
1894	16-02-2026	Manifold - 2503 SRGO From CDU-I TK-2503 2nd/middle (I/V Gland)	1894	"	Valve	0	0	0	0	0	0
1895	16-02-2026	Manifold - 2503 SRGO From CDU-I TK-2503 2nd/middle (I/V U/S Flange)	1895	"	Flange	0	0	0	0	0	0
1896	16-02-2026	Manifold - 2503 SRGO From CDU-I TK-2503 2nd/middle (I/V D/S Flange)	1896	"	Flange	0	0	0	0	0	0
1897	16-02-2026	Manifold - 2503 SRGO From CDU-I TK-2503 2nd/middle (I/V Flange (Bonnet)	1897	"	Flange	0	0	0	0	0	0
1898	16-02-2026	Manifold - 2503 SRGO From CDU-I TK-2503 3rd/west (I/V Gland)	1898	"	Valve	0	0	0	0	0	0
1899	16-02-2026	Manifold - 2503 SRGO From CDU-I TK-2503 3rd/west (I/V U/S Flange)	1899	"	Flange	0	0	0	0	0	0
1900	16-02-2026	Manifold - 2503 SRGO From CDU-I TK-2503 3rd/west (I/V D/S Flange)	1900	"	Flange	0	0	0	0	0	0
1901	16-02-2026	Manifold - 2503 SRGO From CDU-I TK-2503 3rd/west (I/V Flange (Bonnet)	1901	"	Flange	0	0	0	0	0	0
1902	16-02-2026	Manifold - 2503 IOC Pipe line from-2503 1st/east (I/V Gland)	1902	10 Inch	Valve	0	0	0	0	0	0
1903	16-02-2026	Manifold - 2503 IOC Pipe line from-2503 1st/east (I/V U/S Flange)	1903	"	Flange	0	0	0	0	0	0
1904	16-02-2026	Manifold - 2503 IOC Pipe line from-2503 1st/east (I/V D/S Flange)	1904	"	Flange	0	0	0	0	0	0
1905	16-02-2026	Manifold - 2503 IOC Pipe line from-2503 1st/east (I/V Flange (Bonnet)	1905	"	Flange	0	0	0	0	0	0
1906	16-02-2026	Manifold - 2503 IOC Pipe line from-2503 2nd/middle (I/V Gland)	1906	"	Valve	0	0	0	0	0	0
1907	16-02-2026	Manifold - 2503 IOC Pipe line from-2503 2nd/middle (I/V U/S Flange)	1907	"	Flange	0	0	0	0	0	0
1908	16-02-2026	Manifold - 2503 IOC Pipe line from-2503 2nd/middle (I/V D/S Flange)	1908	"	Flange	0	0	0	0	0	0
1909	16-02-2026	Manifold - 2503 IOC Pipe line from-2503 2nd/middle (I/V Flange (Bonnet)	1909	"	Flange	0	0	0	0	0	0
1910	16-02-2026	Manifold - 2503 IOC Pipe line from-2503 3rd/west (I/V Gland)	1910	"	Valve	13900	0.003970	0.095290	13900	0.003970	0.095290
1911	16-02-2026	Manifold - 2503 IOC Pipe line from-2503 3rd/west (I/V U/S Flange)	1911	"	Flange	0	0	0	0	0	0
1912	16-02-2026	Manifold - 2503 IOC Pipe line from-2503 3rd/west (I/V D/S Flange)	1912	"	Flange	0	0	0	0	0	0
1913	16-02-2026	Manifold - 2503 IOC Pipe line from-2503 3rd/west (I/V Flange (Bonnet)	1913	"	Flange	0	0	0	0	0	0
1914	16-02-2026	Manifold - 2503 HSD Recirculation TK-2503 1st/west(I/V Gland)	1914	6 Inch	Valve	0	0	0	0	0	0

Sr.No.	Date	Location	Tag No.	Line Size	Componenet Type	Screening Value (PPM) before Repair	Emission Kg/Hr	Emission Kg/day	Screening Value (PPM) afterRepair	Emission Kg/Hr	Emission Kg/day
1915	16-02-2026	Manifold - 2503 HSD Recirculation TK-2503 1st/west(I/V U/S Flange)	1915	"	Flange	0	0	0	0	0	0
1916	16-02-2026	Manifold - 2503 HSD Recirculation TK-2503 1st/west(I/V D/S Flange)	1916	"	Flange	0	0	0	0	0	0
1917	16-02-2026	Manifold - 2503 HSD Recirculation TK-2503 1st/west(I/V Flange (Bonnet)	1917	"	Flange	0	0	0	0	0	0
1918	16-02-2026	Manifold - 2503 HSD Recirculation TK-2503 2nd/middle (I/V Gland)	1918	"	Valve	0	0	0	0	0	0
1919	16-02-2026	Manifold - 2503 HSD Recirculation TK-2503 2nd/middle (I/V U/S Flange)	1919	"	Flange	0	0	0	0	0	0
1920	16-02-2026	Manifold - 2503 HSD Recirculation TK-2503 2nd/middle (I/V D/S Flange)	1920	"	Flange	0	0	0	0	0	0
1921	16-02-2026	Manifold - 2503 HSD Recirculation TK-2503 2nd/middle (I/V Flange (Bonnet)	1921	"	Flange	0	0	0	0	0	0
1922	16-02-2026	Manifold - 2503 HSD Recirculation TK-2503 3rd/east (I/V Gland)	1922	"	Valve	0	0	0	0	0	0
1923	16-02-2026	Manifold - 2503 HSD Recirculation TK-2503 3rd/east (I/V U/S Flange)	1923	"	Flange	0	0	0	0	0	0
1924	16-02-2026	Manifold - 2503 HSD Recirculation TK-2503 3rd/east (I/V D/S Flange)	1924	"	Flange	0	0	0	0	0	0
1925	16-02-2026	Manifold - 2503 HSD Recirculation TK-2503 3rd/east (I/V Flange (Bonnet)	1925	"	Flange	0	0	0	0	0	0
1926	16-02-2026	Manifold - 2503 HSD To PH # 3 TK-2501 1st/west(I/V Gland)	1926	6 Inch	Valve	0	0	0	0	0	0
1927	16-02-2026	Manifold - 2503 HSD To PH # 3 TK-2501 1st/west(I/V U/S Flange)	1927	"	Flange	0	0	0	0	0	0
1928	16-02-2026	Manifold - 2503 HSD To PH # 3 TK-2501 1st/west(I/V D/S Flange)	1928	"	Flange	0	0	0	0	0	0
1929	16-02-2026	Manifold - 2503 HSD To PH # 3 TK-2501 1st/west(I/V Flange (Bonnet)	1929	"	Flange	0	0	0	0	0	0
1930	16-02-2026	Manifold - 2503 HSD To PH # 3 TK-2501 2nd/middle (I/V Gland)	1930	"	Valve	0	0	0	0	0	0
1931	16-02-2026	Manifold - 2503 HSD To PH # 3 TK-2501 2nd/middle (I/V U/S Flange)	1931	"	Flange	0	0	0	0	0	0
1932	16-02-2026	Manifold - 2503 HSD To PH # 3 TK-2501 2nd/middle (I/V D/S Flange)	1932	"	Flange	0	0	0	0	0	0
1933	16-02-2026	Manifold - 2503 HSD To PH # 3 TK-2501 2nd/middle (I/V Flange (Bonnet)	1933	"	Flange	0	0	0	0	0	0
1934	16-02-2026	Manifold - 2503 HSD To PH # 3 TK-2501 3rd/east (I/V Gland)	1934	"	Valve	0	0	0	0	0	0
1935	16-02-2026	Manifold - 2503 HSD To PH # 3 TK-2501 3rd/east (I/V U/S Flange)	1935	"	Flange	0	0	0	0	0	0
1936	16-02-2026	Manifold - 2503 HSD To PH # 3 TK-2501 3rd/east (I/V D/S Flange)	1936	"	Flange	0	0	0	0	0	0
1937	16-02-2026	Manifold - 2503 HSD To PH # 3 TK-2501 3rd/east (I/V Flange (Bonnet)	1937	"	Flange	0	0	0	0	0	0
1938	16-02-2026	Manifold - 2503 SRGO From CDU-I TK-2501 1st/east(I/V Gland)	1938	6 Inch	Valve	0	0	0	0	0	0
1939	16-02-2026	Manifold - 2503 SRGO From CDU-I TK-2501 1st/east(I/V U/S Flange)	1939	"	Flange	0	0	0	0	0	0
1940	16-02-2026	Manifold - 2503 SRGO From CDU-I TK-2501 1st/east(I/V D/S Flange)	1940	"	Flange	0	0	0	0	0	0
1941	16-02-2026	Manifold - 2503 SRGO From CDU-I TK-2501 1st/east(I/V Flange (Bonnet)	1941	"	Flange	0	0	0	0	0	0
1942	16-02-2026	Manifold - 2503 SRGO From CDU-I TK-2501 2nd/middle (I/V Gland)	1942	"	Valve	0	0	0	0	0	0
1943	16-02-2026	Manifold - 2503 SRGO From CDU-I TK-2501 2nd/middle (I/V U/S Flange)	1943	"	Flange	0	0	0	0	0	0
1944	16-02-2026	Manifold - 2503 SRGO From CDU-I TK-2501 2nd/middle (I/V D/S Flange)	1944	"	Flange	0	0	0	0	0	0
1945	16-02-2026	Manifold - 2503 SRGO From CDU-I TK-2501 2nd/middle (I/V Flange (Bonnet)	1945	"	Flange	0	0	0	0	0	0
1946	16-02-2026	Manifold - 2503 SRGO From CDU-I TK-2501 3rd/west (I/V Gland)	1946	"	Valve	0	0	0	0	0	0
1947	16-02-2026	Manifold - 2503 SRGO From CDU-I TK-2501 3rd/west (I/V U/S Flange)	1947	"	Flange	0	0	0	0	0	0
1948	16-02-2026	Manifold - 2503 SRGO From CDU-I TK-2501 3rd/west (I/V D/S Flange)	1948	"	Flange	0	0	0	0	0	0
1949	16-02-2026	Manifold - 2503 SRGO From CDU-I TK-2501 3rd/west (I/V Flange (Bonnet)	1949	"	Flange	0	0	0	0	0	0
1950	16-02-2026	Manifold - 2503 HSD To GSPL Ex. TK-2501 1st/east (I/V Gland)	1950	6 Inch	Valve	0	0	0	0	0	0
1951	16-02-2026	Manifold - 2503 HSD To GSPL Ex. TK-2501 1st/east (I/V U/S Flange)	1951	"	Flange	0	0	0	0	0	0
1952	16-02-2026	Manifold - 2503 HSD To GSPL Ex. TK-2501 1st/east (I/V D/S Flange)	1952	"	Flange	0	0	0	0	0	0
1953	16-02-2026	Manifold - 2503 HSD To GSPL Ex. TK-2501 1st/east (I/V Flange (Bonnet)	1953	"	Flange	0	0	0	0	0	0
1954	16-02-2026	Manifold - 2503 HSD To GSPL Ex. TK-2501 2nd/middle (I/V Gland)	1954	"	Valve	0	0	0	0	0	0

Sr.No.	Date	Location	Tag No.	Line Size	Componenet Type	Screening Value (PPM) before Repair	Emission Kg/Hr	Emission Kg/day	Screening Value (PPM) afterRepair	Emission Kg/Hr	Emission Kg/day
1955	16-02-2026	Manifold - 2503 HSD To GSPL Ex. TK-2501 2nd/middle (I/V U/S Flange)	1955	"	Flange	0	0	0	0	0	0
1956	16-02-2026	Manifold - 2503 HSD To GSPL Ex. TK-2501 2nd/middle (I/V D/S Flange)	1956	"	Flange	0	0	0	0	0	0
1957	16-02-2026	Manifold - 2503 HSD To GSPL Ex. TK-2501 2nd/middle (I/V Flange (Bonnet)	1957	"	Flange	0	0	0	0	0	0
1958	16-02-2026	Manifold - 2503 HSD To GSPL Ex. TK-2501 3rd/west (I/V Gland)	1958	"	Valve	0	0	0	0	0	0
1959	16-02-2026	Manifold - 2503 HSD To GSPL Ex. TK-2501 3rd/west (I/V U/S Flange)	1959	"	Flange	0	0	0	0	0	0
1960	16-02-2026	Manifold - 2503 HSD To GSPL Ex. TK-2501 3rd/west (I/V D/S Flange)	1960	"	Flange	0	0	0	0	0	0
1961	16-02-2026	Manifold - 2503 HSD To GSPL Ex. TK-2501 3rd/west (I/V Flange (Bonnet)	1961	"	Flange	0	0	0	0	0	0
1962	16-02-2026	Manifold - 2505 HSD From-2501/03 PH#3 Loading line 1st/west (I/V Gland)	1962	16 Inch	Valve	0	0	0	0	0	0
1963	16-02-2026	Manifold - 2505 HSD From-2501/03 PH#3 Loading line 1st/west (I/V U/S Flange)	1963	"	Flange	0	0	0	0	0	0
1964	16-02-2026	Manifold - 2505 HSD From-2501/03 PH#3 Loading line 1st/west (I/V D/S Flange)	1964	"	Flange	0	0	0	0	0	0
1965	16-02-2026	Manifold - 2505 HSD From-2501/03 PH#3 Loading line 1st/west (I/V Flange (Bonnet)	1965	"	Flange	0	0	0	0	0	0
1966	16-02-2026	Manifold - 2505 HSD From-2501/03 PH#3 Loading line 2nd/east (I/V Gland)	1966	"	Valve	0	0	0	0	0	0
1967	16-02-2026	Manifold - 2505 HSD From-2501/03 PH#3 Loading line 2nd/east (I/V U/S Flange)	1967	"	Flange	0	0	0	0	0	0
1968	16-02-2026	Manifold - 2505 HSD From-2501/03 PH#3 Loading line 2nd/east (I/V D/S Flange)	1968	"	Flange	0	0	0	0	0	0
1969	16-02-2026	Manifold - 2505 HSD From-2501/03 PH#3 Loading line 2nd/east (I/V Flange (Bonnet)	1969	"	Flange	0	0	0	0	0	0
1970	16-02-2026	Manifold - 2505 HSD-2505 To PH#3 line (I/V Gland)	1970	16 Inch	Valve	0	0	0	0	0	0
1971	16-02-2026	Manifold - 2505 HSD-2505 To PH#3 line (I/V U/S Flange)	1971	"	Flange	0	0	0	0	0	0
1972	16-02-2026	Manifold - 2505 HSD-2505 To PH#3 line (I/V D/S Flange)	1972	"	Flange	0	0	0	0	0	0
1973	16-02-2026	Manifold - 2505 HSD-2505 To PH#3 line (I/V Flange (Bonnet)	1973	"	Flange	0	0	0	0	0	0
1974	16-02-2026	Manifold - 2505 SRGO From CDU-II TO TK-2505 line 1st/west (I/V Gland)	1974	8 Inch	Valve	0	0	0	0	0	0
1975	16-02-2026	Manifold - 2505 SRGO From CDU-II TO TK-2505 line 1st/west (I/V U/S Flange)	1975	"	Flange	0	0	0	0	0	0
1976	16-02-2026	Manifold - 2505 SRGO From CDU-II TO TK-2505 line 1st/west (I/V D/S Flange)	1976	"	Flange	0	0	0	0	0	0
1977	16-02-2026	Manifold - 2505 SRGO From CDU-II TO TK-2505 line 1st/west (I/V Flange (Bonnet)	1977	"	Flange	0	0	0	0	0	0
1978	16-02-2026	Manifold - 2505 SRGO From CDU-II TO TK-2505 line 2nd/middle (I/V Gland)	1978	"	Valve	0	0	0	0	0	0
1979	16-02-2026	Manifold - 2505 SRGO From CDU-II TO TK-2505 line 2nd/middle (I/V U/S Flange)	1979	"	Flange	0	0	0	0	0	0
1980	16-02-2026	Manifold - 2505 SRGO From CDU-II TO TK-2505 line 2nd/middle (I/V D/S Flange)	1980	"	Flange	0	0	0	0	0	0
1981	16-02-2026	Manifold - 2505 SRGO From CDU-II TO TK-2505 line 2nd/middle (I/V Flange (Bonnet)	1981	"	Flange	0	0	0	0	0	0
1982	16-02-2026	Manifold - 2505 SRGO From CDU-II TO TK-2505 line 3rd/east (I/V Gland)	1982	"	Valve	0	0	0	0	0	0
1983	16-02-2026	Manifold - 2505 SRGO From CDU-II TO TK-2505 line 3rd/east (I/V U/S Flange)	1983	"	Flange	0	0	0	0	0	0
1984	16-02-2026	Manifold - 2505 SRGO From CDU-II TO TK-2505 line 3rd/east (I/V D/S Flange)	1984	"	Flange	0	0	0	0	0	0
1985	16-02-2026	Manifold - 2505 SRGO From CDU-II TO TK-2505 line 3rd/east (I/V Flange (Bonnet)	1985	"	Flange	0	0	0	0	0	0
1986	16-02-2026	Manifold - 2505 K-I/K-II Transfer To TK-2505 line To SRGO From CDU-II To TK-2505 line (I/V Gland)	1986	6 Inch	Valve	0	0	0	0	0	0
1987	16-02-2026	Manifold - 2505 K-I/K-II Transfer To TK-2505 line To SRGO From CDU-II To TK-2505 line (I/V U/S Flange)	1987	"	Flange	0	0	0	0	0	0
1988	16-02-2026	Manifold - 2505 K-I/K-II Transfer To TK-2505 line To SRGO From CDU-II To TK-2505 line (I/V D/S Flange)	1988	"	Flange	0	0	0	0	0	0
1989	16-02-2026	Manifold - 2505 K-I/K-II Transfer To TK-2505 line To SRGO From CDU-II To TK-2505 line (I/V Flange (Bonnet)	1989	"	Flange	0	0	0	0	0	0
1990	16-02-2026	Manifold - 2505 HSD TO PH#3 TK-2505 line 1st/east (I/V Gland)	1990	16 Inch	Valve	0	0	0	0	0	0
1991	16-02-2026	Manifold - 2505 HSD TO PH#3 TK-2505 line 1st/east (I/V U/S Flange)	1991	"	Flange	0	0	0	0	0	0
1992	16-02-2026	Manifold - 2505 HSD TO PH#3 TK-2505 line 1st/east (I/V D/S Flange)	1992	"	Flange	0	0	0	0	0	0
1993	16-02-2026	Manifold - 2505 HSD TO PH#3 TK-2505 line 1st/east (I/V Flange (Bonnet)	1993	"	Flange	0	0	0	0	0	0

Sr.No.	Date	Location	Tag No.	Line Size	Componenet Type	Screening Value (PPM) before Repair	Emission Kg/Hr	Emission Kg/day	Screening Value (PPM) afterRepair	Emission Kg/Hr	Emission Kg/day
1994	16-02-2026	Manifold - 2505 HSD TO PH#3 TK-2505 line 2nd/middle (I/V Gland)	1994	"	Valve	0	0	0	0	0	0
1995	16-02-2026	Manifold - 2505 HSD TO PH#3 TK-2505 line 2nd/middle (I/V U/S Flange)	1995	"	Flange	0	0	0	0	0	0
1996	16-02-2026	Manifold - 2505 HSD TO PH#3 TK-2505 line 2nd/middle (I/V D/S Flange)	1996	"	Flange	0	0	0	0	0	0
1997	16-02-2026	Manifold - 2505 HSD TO PH#3 TK-2505 line 2nd/middle (I/V Flange (Bonnet)	1997	"	Flange	0	0	0	0	0	0
1998	16-02-2026	Manifold - 2505 HSD TO PH#3 TK-2505 line 3rd/west (I/V Gland)	1998	"	Valve	0	0	0	0	0	0
1999	16-02-2026	Manifold - 2505 HSD TO PH#3 TK-2505 line 3rd/west (I/V U/S Flange)	1999	"	Flange	0	0	0	0	0	0
2000	16-02-2026	Manifold - 2505 HSD TO PH#3 TK-2505 line 3rd/west (I/V D/S Flange)	2000	"	Flange	0	0	0	0	0	0
2001	16-02-2026	Manifold - 2505 HSD TO PH#3 TK-2505 line 3rd/west (I/V Flange (Bonnet)	2001	"	Flange	0	0	0	0	0	0
2002	16-02-2026	Manifold - 2505 HSD GSPL To TK-2505 line 1st/west (I/V Gland)	2002	16 Inch	Valve	0	0	0	0	0	0
2003	16-02-2026	Manifold - 2505 HSD GSPL To TK-2505 line 1st/west (I/V U/S Flange)	2003	"	Flange	0	0	0	0	0	0
2004	16-02-2026	Manifold - 2505 HSD GSPL To TK-2505 line 1st/west (I/V D/S Flange)	2004	"	Flange	0	0	0	0	0	0
2005	16-02-2026	Manifold - 2505 HSD GSPL To TK-2505 line 1st/west (I/V Flange (Bonnet)	2005	"	Flange	0	0	0	0	0	0
2006	16-02-2026	Manifold - 2505 HSD GSPL To TK-2505 line 2nd/middle (I/V Gland)	2006	"	Valve	0	0	0	0	0	0
2007	16-02-2026	Manifold - 2505 HSD GSPL To TK-2505 line 2nd/middle (I/V U/S Flange)	2007	"	Flange	0	0	0	0	0	0
2008	16-02-2026	Manifold - 2505 HSD GSPL To TK-2505 line 2nd/middle (I/V D/S Flange)	2008	"	Flange	0	0	0	0	0	0
2009	16-02-2026	Manifold - 2505 HSD GSPL To TK-2505 line 2nd/middle (I/V Flange (Bonnet)	2009	"	Flange	0	0	0	0	0	0
2010	16-02-2026	Manifold - 2505 HSD GSPL To TK-2505 line 3rd/east (I/V Gland)	2010	"	Valve	0	0	0	0	0	0
2011	16-02-2026	Manifold - 2505 HSD GSPL To TK-2505 line 3rd/east (I/V U/S Flange)	2011	"	Flange	0	0	0	0	0	0
2012	16-02-2026	Manifold - 2505 HSD GSPL To TK-2505 line 3rd/east (I/V D/S Flange)	2012	"	Flange	0	0	0	0	0	0
2013	16-02-2026	Manifold - 2505 HSD GSPL To TK-2505 line 3rd/east (I/V Flange (Bonnet)	2013	"	Flange	0	0	0	0	0	0
2014	16-02-2026	Manifold - 2505 CDU-I SRGO R/D TO TK-2505 line 1st/east (I/V Gland)	2014	8 Inch	Valve	0	0	0	0	0	0
2015	16-02-2026	Manifold - 2505 CDU-I SRGO R/D TO TK-2505 line 1st/east (I/V U/S Flange)	2015	"	Flange	0	0	0	0	0	0
2016	16-02-2026	Manifold - 2505 CDU-I SRGO R/D TO TK-2505 line 1st/east (I/V D/S Flange)	2016	"	Flange	0	0	0	0	0	0
2017	16-02-2026	Manifold - 2505 CDU-I SRGO R/D TO TK-2505 line 1st/east (I/V Flange (Bonnet)	2017	"	Flange	0	0	0	0	0	0
2018	16-02-2026	Manifold - 2505 CDU-I SRGO R/D TO TK-2505 line 2nd/middle (I/V Gland)	2018	"	Valve	0	0	0	0	0	0
2019	16-02-2026	Manifold - 2505 CDU-I SRGO R/D TO TK-2505 line 2nd/middle (I/V U/S Flange)	2019	"	Flange	0	0	0	0	0	0
2020	16-02-2026	Manifold - 2505 CDU-I SRGO R/D TO TK-2505 line 2nd/middle (I/V D/S Flange)	2020	"	Flange	0	0	0	0	0	0
2021	16-02-2026	Manifold - 2505 CDU-I SRGO R/D TO TK-2505 line 2nd/middle (I/V Flange (Bonnet)	2021	"	Flange	0	0	0	0	0	0
2022	16-02-2026	Manifold - 2505 CDU-I SRGO R/D TO TK-2505 line 3rd/west (I/V Gland)	2022	"	Valve	0	0	0	0	0	0
2023	16-02-2026	Manifold - 2505 CDU-I SRGO R/D TO TK-2505 line 3rd/west (I/V U/S Flange)	2023	"	Flange	0	0	0	0	0	0
2024	16-02-2026	Manifold - 2505 CDU-I SRGO R/D TO TK-2505 line 3rd/west (I/V D/S Flange)	2024	"	Flange	0	0	0	0	0	0
2025	16-02-2026	Manifold - 2505 CDU-I SRGO R/D TO TK-2505 line 3rd/west (I/V Flange (Bonnet)	2025	"	Flange	0	0	0	0	0	0
2026	16-02-2026	Manifold - 2505 DHDT R/D -2505 line 1st/east (I/V Gland)	2026	8 Inch	Valve	0	0	0	0	0	0
2027	16-02-2026	Manifold - 2505 DHDT R/D -2505 line 1st/east (I/V U/S Flange)	2027	"	Flange	0	0	0	0	0	0
2028	16-02-2026	Manifold - 2505 DHDT R/D -2505 line 1st/east (I/V D/S Flange)	2028	"	Flange	0	0	0	0	0	0
2029	16-02-2026	Manifold - 2505 DHDT R/D -2505 line 1st/east (I/V Flange (Bonnet)	2029	"	Flange	0	0	0	0	0	0
2030	16-02-2026	Manifold - 2505 DHDT R/D -2505 line 2nd/west (I/V Gland)	2030	"	Valve	0	0	0	0	0	0
2031	16-02-2026	Manifold - 2505 DHDT R/D -2505 line 2nd/west (I/V U/S Flange)	2031	"	Flange	0	0	0	0	0	0
2032	16-02-2026	Manifold - 2505 DHDT R/D -2505 line 2nd/west (I/V D/S Flange)	2032	"	Flange	0	0	0	0	0	0
2033	16-02-2026	Manifold - 2505 DHDT R/D -2505 line 2nd/west (I/V Flange (Bonnet)	2033	"	Flange	0	0	0	0	0	0

Sr.No.	Date	Location	Tag No.	Line Size	Componenet Type	Screening Value (PPM) before Repair	Emission Kg/Hr	Emission Kg/day	Screening Value (PPM) afterRepair	Emission Kg/Hr	Emission Kg/day
2034	16-02-2026	Manifold - 2505 HSD Reciculation To Tk-2505 line 1st/east (I/V Gland)	2034	6 Inch	Valve	0	0	0	0	0	0
2035	16-02-2026	Manifold - 2505 HSD Reciculation To Tk-2505 line 1st/east (I/V U/S Flange)	2035	"	Flange	0	0	0	0	0	0
2036	16-02-2026	Manifold - 2505 HSD Reciculation To Tk-2505 line 1st/east (I/V D/S Flange)	2036	"	Flange	0	0	0	0	0	0
2037	16-02-2026	Manifold - 2505 HSD Reciculation To Tk-2505 line 1st/east (I/V Flange (Bonnet)	2037	"	Flange	0	0	0	0	0	0
2038	16-02-2026	Manifold - 2505 HSD Reciculation To Tk-2505 line 2nd/middle (I/V Gland)	2038	"	Valve	0	0	0	0	0	0
2039	16-02-2026	Manifold - 2505 HSD Reciculation To Tk-2505 line 2nd/middle (I/V U/S Flange)	2039	"	Flange	0	0	0	0	0	0
2040	16-02-2026	Manifold - 2505 HSD Reciculation To Tk-2505 line 2nd/middle (I/V D/S Flange)	2040	"	Flange	0	0	0	0	0	0
2041	16-02-2026	Manifold - 2505 HSD Reciculation To Tk-2505 line 2nd/middle (I/V Flange (Bonnet)	2041	"	Flange	0	0	0	0	0	0
2042	16-02-2026	Manifold - 2505 HSD Reciculation To Tk-2505 line 3rd/west (I/V Gland)	2042	"	Valve	0	0	0	0	0	0
2043	16-02-2026	Manifold - 2505 HSD Reciculation To Tk-2505 line 3rd/west (I/V U/S Flange)	2043	"	Flange	0	0	0	0	0	0
2044	16-02-2026	Manifold - 2505 HSD Reciculation To Tk-2505 line 3rd/west (I/V D/S Flange)	2044	"	Flange	0	0	0	0	0	0
2045	16-02-2026	Manifold - 2505 HSD Reciculation To Tk-2505 line 3rd/west (I/V Flange (Bonnet)	2045	"	Flange	0	0	0	0	0	0
2046	16-02-2026	Manifold - 2505 47-MOV-1115 (C/V U/S Flange)	2046	16 Inch	Flange	0	0	0	0	0	0
2047	16-02-2026	Manifold - 2505 47-MOV-1115 (C/V D/S Flange)	2047	"	Flange	0	0	0	0	0	0
2048	16-02-2026	Manifold - 2505 47-MOV-1115 U/S line (I/V Gland)	2048	6 Inch	Valve	0	0	0	0	0	0
2049	16-02-2026	Manifold - 2505 47-MOV-1115 U/S line (I/V U/S Flange)	2049	"	Flange	0	0	0	0	0	0
2050	16-02-2026	Manifold - 2505 47-MOV-1115 U/S line (I/V D/S Flange)	2050	"	Flange	0	0	0	0	0	0
2051	16-02-2026	Manifold - 2505 47-MOV-1115 U/S line (I/V Flange (Bonnet)	2051	"	Flange	0	0	0	0	0	0
2052	16-02-2026	Manifold - 2505 47-MOV-1115 D/S line (I/V Gland)	2052	"	Valve	0	0	0	0	0	0
2053	16-02-2026	Manifold - 2505 47-MOV-1115 D/S line (I/V U/S Flange)	2053	"	Flange	0	0	0	0	0	0
2054	16-02-2026	Manifold - 2505 47-MOV-1115 D/S line (I/V D/S Flange)	2054	"	Flange	0	0	0	0	0	0
2055	16-02-2026	Manifold - 2505 47-MOV-1115 D/S line (I/V Flange (Bonnet)	2055	"	Flange	0	0	0	0	0	0
2056	16-02-2026	Manifold - 2505 47-MOV-1119 (C/V U/S Flange)	2056	16 Inch	Flange	0	0	0	0	0	0
2057	16-02-2026	Manifold - 2505 47-MOV-1119 (C/V D/S Flange)	2057	"	Flange	0	0	0	0	0	0
2058	16-02-2026	Manifold - 2505 47-MOV-1119 U/S line (I/V Gland)	2058	"	Valve	0	0	0	0	0	0
2059	16-02-2026	Manifold - 2505 47-MOV-1119 U/S line (I/V U/S Flange)	2059	"	Flange	0	0	0	0	0	0
2060	16-02-2026	Manifold - 2505 47-MOV-1119 U/S line (I/V D/S Flange)	2060	"	Flange	0	0	0	0	0	0
2061	16-02-2026	Manifold - 2505 47-MOV-1119 U/S line (I/V Flange (Bonnet)	2061	"	Flange	0	0	0	0	0	0
2062	16-02-2026	Manifold - 2505 47-MOV-1119 D/S line (I/V Gland)	2062	"	Valve	0	0	0	0	0	0
2063	16-02-2026	Manifold - 2505 47-MOV-1119 D/S line (I/V U/S Flange)	2063	"	Flange	0	0	0	0	0	0
2064	16-02-2026	Manifold - 2505 47-MOV-1119 D/S line (I/V D/S Flange)	2064	"	Flange	0	0	0	0	0	0
2065	16-02-2026	Manifold - 2505 47-MOV-1119 D/S line (I/V Flange (Bonnet)	2065	"	Flange	0	0	0	0	0	0
2066	17-02-2026	Manifold-2701 P-107 Suction 1st / west (I/V Gland)	2066	6 Inch	Valve	0	0	0	0	0	0
2067	17-02-2026	Manifold-2701 P-107 Suction 1st / west (I/V U/S Flange)	2067	"	Flange	0	0	0	0	0	0
2068	17-02-2026	Manifold-2701 P-107 Suction 1st / west (I/V D/S Flange)	2068	"	Flange	0	0	0	0	0	0
2069	17-02-2026	Manifold-2701 P-107 Suction 1st / west (I/V Flange (Bonnet)	2069	"	Flange	0	0	0	0	0	0
2070	17-02-2026	Manifold-2701 P-107 Suction 2nd/middle (I/V Gland)	2070	"	Valve	0	0	0	0	0	0
2071	17-02-2026	Manifold-2701 P-107 Suction 2nd/middle (I/V U/S Flange)	2071	"	Flange	0	0	0	0	0	0
2072	17-02-2026	Manifold-2701 P-107 Suction 2nd/middle (I/V D/S Flange)	2072	"	Flange	0	0	0	0	0	0
2073	17-02-2026	Manifold-2701 P-107 Suction 2nd/middle (I/V Flange (Bonnet)	2073	"	Flange	0	0	0	0	0	0

Sr.No.	Date	Location	Tag No.	Line Size	Componenet Type	Screening Value (PPM) before Repair	Emission Kg/Hr	Emission Kg/day	Screening Value (PPM) afterRepair	Emission Kg/Hr	Emission Kg/day
2074	17-02-2026	Manifold-2701 P-107 Suction 3rd/east(I/V Gland)	2074	"	Valve	0	0	0	0	0	0
2075	17-02-2026	Manifold-2701 P-107 Suction 3rd/east(I/V U/S Flange)	2075	"	Flange	0	0	0	0	0	0
2076	17-02-2026	Manifold-2701 P-107 Suction 3rd/east(I/V D/S Flange)	2076	"	Flange	0	0	0	0	0	0
2077	17-02-2026	Manifold-2701 P-107 Suction 3rd/east(I/V Flange (Bonnet)	2077	"	Flange	0	0	0	0	0	0
2078	17-02-2026	Manifold-2701 EURO-IV R/D 1st / west (I/V Gland)	2078	"	Valve	476.4	0.000455	0.010927	476.4	0.000455	0.010927
2079	17-02-2026	Manifold-2701 EURO-IV R/D 1st / west (I/V U/S Flange)	2079	"	Flange	0	0	0	0	0	0
2080	17-02-2026	Manifold-2701 EURO-IV R/D 1st / west (I/V D/S Flange)	2080	"	Flange	0	0	0	0	0	0
2081	17-02-2026	Manifold-2701 EURO-IV R/D 1st / west (I/V Flange (Bonnet)	2081	"	Flange	0	0	0	0	0	0
2082	17-02-2026	Manifold-2701 EURO-IV R/D 2nd/middle (I/V Gland)	2082	"	Valve	0	0	0	0	0	0
2083	17-02-2026	Manifold-2701 EURO-IV R/D 2nd/middle (I/V U/S Flange)	2083	"	Flange	0	0	0	0	0	0
2084	17-02-2026	Manifold-2701 EURO-IV R/D 2nd/middle (I/V D/S Flange)	2084	"	Flange	0	0	0	0	0	0
2085	17-02-2026	Manifold-2701 EURO-IV R/D 2nd/middle (I/V Flange (Bonnet)	2085	"	Flange	0	0	0	0	0	0
2086	17-02-2026	Manifold-2701 EURO-IV R/D 3rd/east (I/V Gland)	2086	"	Valve	0	0	0	0	0	0
2087	17-02-2026	Manifold-2701 EURO-IV R/D 3rd/east (I/V U/S Flange)	2087	"	Flange	0	0	0	0	0	0
2088	17-02-2026	Manifold-2701 EURO-IV R/D 3rd/east (I/V D/S Flange)	2088	"	Flange	0	0	0	0	0	0
2089	17-02-2026	Manifold-2701 EURO-IV R/D 3rd/east (I/V Flange (Bonnet)	2089	"	Flange	0	0	0	0	0	0
2090	17-02-2026	Manifold-2701 EURO-III MS R/D 1st / east(I/V Gland)	2090	"	Valve	0	0	0	0	0	0
2091	17-02-2026	Manifold-2701 EURO-III MS R/D 1st / east(I/V U/S Flange)	2091	"	Flange	0	0	0	0	0	0
2092	17-02-2026	Manifold-2701 EURO-III MS R/D 1st / east(I/V D/S Flange)	2092	"	Flange	0	0	0	0	0	0
2093	17-02-2026	Manifold-2701 EURO-III MS R/D 1st / east(I/V Flange (Bonnet)	2093	"	Flange	0	0	0	0	0	0
2094	17-02-2026	Manifold-2701 EURO-III MS R/D 2nd/middle (I/V Gland)	2094	"	Valve	0	0	0	0	0	0
2095	17-02-2026	Manifold-2701 EURO-III MS R/D 2nd/middle (I/V U/S Flange)	2095	"	Flange	0	0	0	0	0	0
2096	17-02-2026	Manifold-2701 EURO-III MS R/D 2nd/middle (I/V D/S Flange)	2096	"	Flange	0	0	0	0	0	0
2097	17-02-2026	Manifold-2701 EURO-III MS R/D 2nd/middle (I/V Flange (Bonnet)	2097	"	Flange	0	0	0	0	0	0
2098	17-02-2026	Manifold-2701 EURO-III MS R/D 3rd/west(I/V Gland)	2098	"	Valve	0	0	0	0	0	0
2099	17-02-2026	Manifold-2701 EURO-III MS R/D 3rd/west(I/V U/S Flange)	2099	"	Flange	0	0	0	0	0	0
2100	17-02-2026	Manifold-2701 EURO-III MS R/D 3rd/west(I/V D/S Flange)	2100	"	Flange	0	0	0	0	0	0
2101	17-02-2026	Manifold-2701 EURO-III MS R/D 3rd/west(I/V Flange (Bonnet)	2101	"	Flange	0	0	0	0	0	0
2102	17-02-2026	M.A R/D-2701 line 1st / west (I/V Gland)	2102	6 Inch	Valve	69.6	0.000132	0.003178	69.6	0.000132	0.003178
2103	17-02-2026	M.A R/D-2701 line 1st / west (I/V U/S Flange)	2103		Flange	0	0	0	0	0	0
2104	17-02-2026	M.A R/D-2701 line 1st / west (I/V D/S Flange)	2104	"	Flange	0	0	0	0	0	0
2105	17-02-2026	M.A R/D-2701 line 1st / west (I/V Flange/Bonnet)	2105	"	Flange	0	0	0	0	0	0
2106	17-02-2026	M.A R/D-2701 line 2nd / middle (I/V Gland)	2106		Valve	0	0	0	0	0	0
2107	17-02-2026	M.A R/D-2701 line 2nd / middle (I/V U/S Flange)	2107	"	Flange	0	0	0	0	0	0
2108	17-02-2026	M.A R/D-2701 line 2nd / middle (I/V D/S Flange)	2108	"	Flange	0	0	0	0	0	0
2109	17-02-2026	M.A R/D-2701 line 2nd / middle (I/V Flange/Bonnet)	2109	"	Flange	0	0	0	0	0	0
2110	17-02-2026	M.A R/D-2701 line 3rd / east (I/V Gland)	2110		Valve	0	0	0	0	0	0
2111	17-02-2026	M.A R/D-2701 line 3rd / east (I/V U/S Flange)	2111	"	Flange	0	0	0	0	0	0
2112	17-02-2026	M.A R/D-2701 line 3rd / east (I/V D/S Flange)	2112	"	Flange	0	0	0	0	0	0
2113	17-02-2026	M.A R/D-2701 line 3rd / east (I/V Flange/Bonnet)	2113	"	Flange	0	0	0	0	0	0

Sr.No.	Date	Location	Tag No.	Line Size	Componenet Type	Screening Value (PPM) before Repair	Emission Kg/Hr	Emission Kg/day	Screening Value (PPM) afterRepair	Emission Kg/Hr	Emission Kg/day
2114	17-02-2026	Heavy Cokeer Na. DHDT-2701 line 1st / east (I/V Gland)	2114	2 Inch	Valve	0	0	0	0	0	0
2115	17-02-2026	Heavy Cokeer Na. DHDT-2701 line 1st / east (I/V U/S Flange)	2115	"	Flange	0	0	0	0	0	0
2116	17-02-2026	Heavy Cokeer Na. DHDT-2701 line 1st / east (I/V D/S Flange)	2116	"	Flange	125.7	0.000194	0.004645	125.7	0.000194	0.004645
2117	17-02-2026	Heavy Cokeer Na. DHDT-2701 line 1st / east (I/V Flange/Bonnet)	2117	"	Flange	3582	0.000146	0.003512	3582	0.000146	0.003512
2118	17-02-2026	Heavy Cokeer Na. DHDT-2701 line 2nd / middle (I/V Gland)	2118	"	Valve	0	0	0	0	0	0
2119	17-02-2026	Heavy Cokeer Na. DHDT-2701 line 2nd / middle (I/V U/S Flange)	2119	"	Flange	0	0	0	0	0	0
2120	17-02-2026	Heavy Cokeer Na. DHDT-2701 line 2nd / middle (I/V D/S Flange)	2120		Flange	0	0	0	0	0	0
2121	17-02-2026	Heavy Cokeer Na. DHDT-2701 line 2nd / middle (I/V Flange/Bonnet)	2121	"	Flange	0	0	0	0	0	0
2122	17-02-2026	Heavy Cokeer Na. DHDT-2701 line 3rd / west (I/V Gland)	2122	"	Valve	0	0	0	0	0	0
2123	17-02-2026	Heavy Cokeer Na. DHDT-2701 line 3rd / west (I/V U/S Flange)	2123		Flange	0	0	0	0	0	0
2124	17-02-2026	Heavy Cokeer Na. DHDT-2701 line 3rd / west (I/V D/S Flange)	2124	"	Flange	0	0	0	0	0	0
2125	17-02-2026	Heavy Cokeer Na. DHDT-2701 line 3rd / west (I/V Flange/Bonnet)	2125	"	Flange	0	0	0	0	0	0
2126	17-02-2026	SRN R/D - 2701 line 1st / east (I/V Gland)	2126	4 Inch	Valve	437.5	0.000431	0.010345	437.5	0.000431	0.010345
2127	17-02-2026	SRN R/D - 2701 line 1st / east (I/V U/S Flange)	2127	"	Flange	0	0	0	0	0	0
2128	17-02-2026	SRN R/D - 2701 line 1st / east (I/V D/S Flange)	2128		Flange	0	0	0	0	0	0
2129	17-02-2026	SRN R/D - 2701 line 1st / east (I/V Flange/Bonnet)	2129	"	Flange	0	0	0	0	0	0
2130	17-02-2026	SRN R/D - 2701 line 2nd / middle (I/V Gland)	2130	"	Valve	0	0	0	0	0	0
2131	17-02-2026	SRN R/D - 2701 line 2nd / middle (I/V U/S Flange)	2131		Flange	0	0	0	0	0	0
2132	17-02-2026	SRN R/D - 2701 line 2nd / middle (I/V D/S Flange)	2132	"	Flange	0	0	0	0	0	0
2133	17-02-2026	SRN R/D - 2701 line 2nd / middle (I/V Flange/Bonnet)	2133	"	Flange	0	0	0	0	0	0
2134	17-02-2026	SRN R/D - 2701 line 3rd / west (I/V Gland)	2134	"	Valve	0	0	0	0	0	0
2135	17-02-2026	SRN R/D - 2701 line 3rd / west (I/V U/S Flange)	2135		Flange	0	0	0	0	0	0
2136	17-02-2026	SRN R/D - 2701 line 3rd / west (I/V D/S Flange)	2136	"	Flange	0	0	0	0	0	0
2137	17-02-2026	SRN R/D - 2701 line 3rd / west (I/V Flange/Bonnet)	2137	"	Flange	0	0	0	0	0	0
2138	17-02-2026	CN R/D 2701 line 1st / east (I/V Gland)	2138	4 Inch	Valve	0	0	0	0	0	0
2139	17-02-2026	CN R/D 2701 line 1st / east (I/V U/S Flange)	2139	"	Flange	0	0	0	0	0	0
2140	17-02-2026	CN R/D 2701 line 1st / east (I/V D/S Flange)	2140	"	Flange	0	0	0	0	0	0
2141	17-02-2026	CN R/D 2701 line 1st / east (I/V Flange/Bonnet)	2141	"	Flange	0	0	0	0	0	0
2142	17-02-2026	CN R/D 2701 line 2nd / middle (I/V Gland)	2142	"	Valve	0	0	0	0	0	0
2143	17-02-2026	CN R/D 2701 line 2nd / middle (I/V U/S Flange)	2143		Flange	0	0	0	0	0	0
2144	17-02-2026	CN R/D 2701 line 2nd / middle (I/V D/S Flange)	2144	"	Flange	0	0	0	0	0	0
2145	17-02-2026	CN R/D 2701 line 2nd / middle (I/V Flange/Bonnet)	2145	"	Flange	0	0	0	0	0	0
2146	17-02-2026	CN R/D 2701 line 3rd / west (I/V Gland)	2146		Valve	0	0	0	0	0	0
2147	17-02-2026	CN R/D 2701 line 3rd / west (I/V U/S Flange)	2147	"	Flange	0	0	0	0	0	0
2148	17-02-2026	CN R/D 2701 line 3rd / west (I/V D/S Flange)	2148	"	Flange	0	0	0	0	0	0
2149	17-02-2026	CN R/D 2701 line 3rd / west (I/V Flange/Bonnet)	2149	"	Flange	0	0	0	0	0	0
2150	17-02-2026	Pipe line-2701 line 1st / west (I/V Gland)	2150	10 Inch	Valve	0	0	0	0	0	0
2151	17-02-2026	Pipe line-2701 line 1st / west (I/V U/S Flange)	2151	"	Flange	0	0	0	0	0	0
2152	17-02-2026	Pipe line-2701 line 1st / west (I/V D/S Flange)	2152	"	Flange	0	0	0	0	0	0
2153	17-02-2026	Pipe line-2701 line 1st / west (I/V Flange/Bonnet)	2153	"	Flange	0	0	0	0	0	0

Sr.No.	Date	Location	Tag No.	Line Size	Componenet Type	Screening Value (PPM) before Repair	Emission Kg/Hr	Emission Kg/day	Screening Value (PPM) afterRepair	Emission Kg/Hr	Emission Kg/day
2154	17-02-2026	Pipe line-2701 line 2nd / middle (I/V Gland)	2154	"	Valve	0	0	0	0	0	0
2155	17-02-2026	Pipe line-2701 line 2nd / middle (I/V U/S Flange)	2155		Flange	0	0	0	0	0	0
2156	17-02-2026	Pipe line-2701 line 2nd / middle (I/V D/S Flange)	2156	"	Flange	0	0	0	0	0	0
2157	17-02-2026	Pipe line-2701 line 2nd / middle (I/V Flange/Bonnet)	2157	"	Flange	0	0	0	0	0	0
2158	17-02-2026	Pipe line-2701 line 3rd / east (I/V Gland)	2158	"	Valve	0	0	0	0	0	0
2159	17-02-2026	Pipe line-2701 line 3rd / east (I/V U/S Flange)	2159	"	Flange	0	0	0	0	0	0
2160	17-02-2026	Pipe line-2701 line 3rd / east (I/V D/S Flange)	2160	"	Flange	0	0	0	0	0	0
2161	17-02-2026	Pipe line-2701 line 3rd / east (I/V Flange/Bonnet)	2161	"	Flange	0	0	0	0	0	0
2162	17-02-2026	Pump Suction-2701 line 1st / west (I/V Gland)	2162	14 Inch	Valve	0	0	0	0	0	0
2163	17-02-2026	Pump Suction-2701 line 1st / west (I/V U/S Flange)	2163	"	Flange	0	0	0	0	0	0
2164	17-02-2026	Pump Suction-2701 line 1st / west (I/V D/S Flange)	2164	"	Flange	0	0	0	0	0	0
2165	17-02-2026	Pump Suction-2701 line 1st / west (I/V Flange/Bonnet)	2165	"	Flange	0	0	0	0	0	0
2166	17-02-2026	Pump Suction-2701 line 2nd / middle (I/V Gland)	2166	"	Valve	0	0	0	0	0	0
2167	17-02-2026	Pump Suction-2701 line 2nd / middle (I/V U/S Flange)	2167	"	Flange	0	0	0	0	0	0
2168	17-02-2026	Pump Suction-2701 line 2nd / middle (I/V D/S Flange)	2168	"	Flange	0	0	0	0	0	0
2169	17-02-2026	Pump Suction-2701 line 2nd / middle (I/V Flange/Bonnet)	2169	"	Flange	0	0	0	0	0	0
2170	17-02-2026	Pump Suction-2701 line 3rd / east (I/V Gland)	2170	"	Valve	620.3	0.000539	0.012944	620.3	0.000539	0.012944
2171	17-02-2026	Pump Suction-2701 line 3rd / east (I/V U/S Flange)	2171	"	Flange	0	0	0	0	0	0
2172	17-02-2026	Pump Suction-2701 line 3rd / east (I/V D/S Flange)	2172	"	Flange	0	0	0	0	0	0
2173	17-02-2026	Pump Suction-2701 line 3rd / east (I/V Flange/Bonnet)	2173	"	Flange	0	0	0	0	0	0
2174	17-02-2026	ST. Naph. Ex. DHDT -2701 line 1st / east (I/V Gland)	2174	3 Inch	Valve	0	0	0	0	0	0
2175	17-02-2026	ST. Naph. Ex. DHDT -2701 line 1st / east (I/V U/S Flange)	2175	"	Flange	0	0	0	0	0	0
2176	17-02-2026	ST. Naph. Ex. DHDT -2701 line 1st / east (I/V D/S Flange)	2176	"	Flange	0	0	0	0	0	0
2177	17-02-2026	ST. Naph. Ex. DHDT -2701 line 1st / east (I/V Flange/Bonnet)	2177	"	Flange	0	0	0	0	0	0
2178	17-02-2026	ST. Naph. Ex. DHDT -2701 line (NRV Top Flange)	2178	"	Flange	0	0	0	0	0	0
2179	17-02-2026	ST. Naph. Ex. DHDT -2701 line (NRV U/S Flange)	2179	"	Flange	0	0	0	0	0	0
2180	17-02-2026	ST. Naph. Ex. DHDT -2701 line (NRV D/S Flange)	2180	"	Flange	0	0	0	0	0	0
2181	17-02-2026	ST. Naph. Ex. DHDT -2701 line 2nd/west (I/V Gland)	2181	"	Valve	0	0	0	0	0	0
2182	17-02-2026	ST. Naph. Ex. DHDT -2701 line 2nd/west (I/V U/S Flange)	2182	"	Flange	0	0	0	0	0	0
2183	17-02-2026	ST. Naph. Ex. DHDT -2701 line 2nd/west (I/V D/S Flange)	2183	"	Flange	0	0	0	0	0	0
2184	17-02-2026	ST. Naph. Ex. DHDT -2701 line 2nd/west (I/V Flange/Bonnet)	2184	"	Flange	0	0	0	0	0	0
2185	17-02-2026	M.S Pump Suction -2706 line 1st / west (I/V Gland)	2185	"	Valve	0	0	0	0	0	0
2186	17-02-2026	M.S Pump Suction -2706 line 1st / west (I/V U/S Flange)	2186	"	Flange	0	0	0	0	0	0
2187	17-02-2026	M.S Pump Suction -2706 line 1st / west (I/V D/S Flange)	2187	"	Flange	0	0	0	0	0	0
2188	17-02-2026	M.S Pump Suction -2706 line 1st / west (I/V Flange/Bonnet)	2188	"	Flange	0	0	0	0	0	0
2189	17-02-2026	M.S Pump Suction -2706 line 2nd / middle (I/V Gland)	2189	"	Valve	0	0	0	0	0	0
2190	17-02-2026	M.S Pump Suction -2706 line 2nd / middle (I/V U/S Flange)	2190	"	Flange	0	0	0	0	0	0
2191	17-02-2026	M.S Pump Suction -2706 line 2nd / middle (I/V D/S Flange)	2191	"	Flange	0	0	0	0	0	0
2192	17-02-2026	M.S Pump Suction -2706 line 2nd / middle (I/V Flange/Bonnet)	2192	"	Flange	0	0	0	0	0	0
2193	17-02-2026	M.S Pump Suction -2706 line 3rd / east (I/V Gland)	2193	"	Valve	1169	0.000810	0.019443	1169	0.000810	0.019443

Sr.No.	Date	Location	Tag No.	Line Size	Componenet Type	Screening Value (PPM) before Repair	Emission Kg/Hr	Emission Kg/day	Screening Value (PPM) afterRepair	Emission Kg/Hr	Emission Kg/day
2194	17-02-2026	M.S Pump Suction -2706 line 3rd / east (I/V U/S Flange)	2194	"	Flange	0	0	0	0	0	0
2195	17-02-2026	M.S Pump Suction -2706 line 3rd / east (I/V D/S Flange)	2195	"	Flange	0	0	0	0	0	0
2196	17-02-2026	M.S Pump Suction -2706 line 3rd / east (I/V Flange/Bonnet)	2196	"	Flange	0	0	0	0	0	0
2197	17-02-2026	Pipe Line -2706 line 1st / west (I/V Gland)	2197	10 Inch	Valve	0	0	0	0	0	0
2198	17-02-2026	Pipe Line -2706 line 1st / west (I/V U/S Flange)	2198		Flange	0	0	0	0	0	0
2199	17-02-2026	Pipe Line -2706 line 1st / west (I/V D/S Flange)	2199	"	Flange	0	0	0	0	0	0
2200	17-02-2026	Pipe Line -2706 line 1st / west (I/V Flange/Bonnet)	2200	"	Flange	0	0	0	0	0	0
2201	17-02-2026	Pipe Line -2706 line 2nd / middle (I/V Gland)	2201	"	Valve	0	0	0	0	0	0
2202	17-02-2026	Pipe Line -2706 line 2nd / middle (I/V U/S Flange)	2202		Flange	0	0	0	0	0	0
2203	17-02-2026	Pipe Line -2706 line 2nd / middle (I/V D/S Flange)	2203	"	Flange	0	0	0	0	0	0
2204	17-02-2026	Pipe Line -2706 line 2nd / middle (I/V Flange/Bonnet)	2204	"	Flange	0	0	0	0	0	0
2205	17-02-2026	Pipe Line -2706 line 3rd / east (I/V Gland)	2205		Valve	501.8	0.000471	0.011297	501.8	0.000471	0.011297
2206	17-02-2026	Pipe Line -2706 line 3rd / east (I/V U/S Flange)	2206	"	Flange	0	0	0	0	0	0
2207	17-02-2026	Pipe Line -2706 line 3rd / east (I/V D/S Flange)	2207	"	Flange	0	0	0	0	0	0
2208	17-02-2026	Pipe Line -2706 line 3rd / east (I/V Flange/Bonnet)	2208	"	Flange	0	0	0	0	0	0
2209	17-02-2026	M.S Unloading From Truck -2706 Line 1st / east (I/V Gland)	2209	3 Inch	Valve	0	0	0	0	0	0
2210	17-02-2026	M.S Unloading From Truck -2706 Line 1st / east (I/V U/S Flange)	2210	"	Flange	0	0	0	0	0	0
2211	17-02-2026	M.S Unloading From Truck -2706 Line 1st / east (I/V D/S Flange)	2211	"	Flange	0	0	0	0	0	0
2212	17-02-2026	M.S Unloading From Truck -2706 Line 1st / east (I/V Flange/Bonnet)	2212	"	Flange	0	0	0	0	0	0
2213	17-02-2026	M.S Unloading From Truck -2706 line 2nd / middle (I/V Gland)	2213	"	Valve	0	0	0	0	0	0
2214	17-02-2026	M.S Unloading From Truck -2706 line 2nd / middle (I/V U/S Flange)	2214	"	Flange	0	0	0	0	0	0
2215	17-02-2026	M.S Unloading From Truck -2706 line 2nd / middle (I/V D/S Flange)	2215	"	Flange	0	0	0	0	0	0
2216	17-02-2026	M.S Unloading From Truck -2706 line 2nd / middle (I/V Flange/Bonnet)	2216	"	Flange	0	0	0	0	0	0
2217	17-02-2026	M.S Unloading From Truck -2706 line 3rd / west (I/V Gland)	2217	"	Valve	0	0	0	0	0	0
2218	17-02-2026	M.S Unloading From Truck -2706 line 3rd / west (I/V U/S Flange)	2218	"	Flange	0	0	0	0	0	0
2219	17-02-2026	M.S Unloading From Truck -2706 line 3rd / west (I/V D/S Flange)	2219	"	Flange	0	0	0	0	0	0
2220	17-02-2026	M.S Unloading From Truck -2706 line 3rd / west (I/V Flange/Bonnet)	2220	"	Flange	0	0	0	0	0	0
2221	17-02-2026	SRN R/D To TK-2706 line 1st / east (I/V Gland)	2221	4 Inch	Valve	0	0	0	0	0	0
2222	17-02-2026	SRN R/D To TK-2706 line 1st / east (I/V U/S Flange)	2222	"	Flange	0	0	0	0	0	0
2223	17-02-2026	SRN R/D To TK-2706 line 1st / east (I/V D/S Flange)	2223	"	Flange	0	0	0	0	0	0
2224	17-02-2026	SRN R/D To TK-2706 line 1st / east (I/V Flange/Bonnet)	2224	"	Flange	0	0	0	0	0	0
2225	17-02-2026	SRN R/D To TK-2706 line 2nd / middle (I/V Gland)	2225	"	Valve	0	0	0	0	0	0
2226	17-02-2026	SRN R/D To TK-2706 line 2nd / middle (I/V U/S Flange)	2226	"	Flange	0	0	0	0	0	0
2227	17-02-2026	SRN R/D To TK-2706 line 2nd / middle (I/V D/S Flange)	2227	"	Flange	0	0	0	0	0	0
2228	17-02-2026	SRN R/D To TK-2706 line 2nd / middle (I/V Flange/Bonnet)	2228	"	Flange	0	0	0	0	0	0
2229	17-02-2026	SRN R/D To TK-2706 line 3rd / west (I/V Gland)	2229	"	Valve	0	0	0	0	0	0
2230	17-02-2026	SRN R/D To TK-2706 line 3rd / west (I/V U/S Flange)	2230	"	Flange	0	0	0	0	0	0
2231	17-02-2026	SRN R/D To TK-2706 line 3rd / west (I/V D/S Flange)	2231	"	Flange	0	0	0	0	0	0
2232	17-02-2026	SRN R/D To TK-2706 line 3rd / west (I/V Flange/Bonnet)	2232	"	Flange	0	0	0	0	0	0
2233	17-02-2026	M.A R/D To TK-2706 line 1st / east (I/V Gland)	2233	6 Inch	Valve	0	0	0	0	0	0

Sr.No.	Date	Location	Tag No.	Line Size	Componenet Type	Screening Value (PPM) before Repair	Emission Kg/Hr	Emission Kg/day	Screening Value (PPM) afterRepair	Emission Kg/Hr	Emission Kg/day
2234	17-02-2026	M.A R/D To TK-2706 line 1st / east (I/V U/S Flange)	2234	"	Flange	0	0	0	0	0	0
2235	17-02-2026	M.A R/D To TK-2706 line 1st / east (I/V D/S Flange)	2235	"	Flange	0	0	0	0	0	0
2236	17-02-2026	M.A R/D To TK-2706 line 1st / east (I/V Flange/Bonnet)	2236	"	Flange	0	0	0	0	0	0
2237	17-02-2026	M.A R/D To TK-2706 line 2nd / middle (I/V Gland)	2237	"	Valve	0	0	0	0	0	0
2238	17-02-2026	M.A R/D To TK-2706 line 2nd / middle (I/V U/S Flange)	2238	"	Flange	0	0	0	0	0	0
2239	17-02-2026	M.A R/D To TK-2706 line 2nd / middle (I/V D/S Flange)	2239	"	Flange	0	0	0	0	0	0
2240	17-02-2026	M.A R/D To TK-2706 line 2nd / middle (I/V Flange/Bonnet)	2240	"	Flange	0	0	0	0	0	0
2241	17-02-2026	M.A R/D To TK-2706 line 3rd / west (I/V Gland)	2241	"	Valve	0	0	0	0	0	0
2242	17-02-2026	M.A R/D To TK-2706 line 3rd / west (I/V U/S Flange)	2242		Flange	0	0	0	0	0	0
2243	17-02-2026	M.A R/D To TK-2706 line 3rd / west (I/V D/S Flange)	2243	"	Flange	0	0	0	0	0	0
2244	17-02-2026	M.A R/D To TK-2706 line 3rd / west (I/V Flange/Bonnet)	2244	"	Flange	0	0	0	0	0	0
2245	17-02-2026	Pump Suction-106 A/B line 1st / west (I/V Gland)	2245	6 Inch	Valve	0	0	0	0	0	0
2246	17-02-2026	Pump Suction-106 A/B line 1st / west (I/V U/S Flange)	2246	"	Flange	0	0	0	0	0	0
2247	17-02-2026	Pump Suction-106 A/B line 1st / west (I/V D/S Flange)	2247	"	Flange	0	0	0	0	0	0
2248	17-02-2026	Pump Suction-106 A/B line 1st / west (I/V Flange/Bonnet)	2248	"	Flange	0	0	0	0	0	0
2249	17-02-2026	Pump Suction-106 A/B line 2nd/middle (I/V Gland)	2249	"	Valve	0	0	0	0	0	0
2250	17-02-2026	Pump Suction-106 A/B line 2nd/middle (I/V U/S Flange)	2250	"	Flange	0	0	0	0	0	0
2251	17-02-2026	Pump Suction-106 A/B line 2nd/middle (I/V D/S Flange)	2251	"	Flange	0	0	0	0	0	0
2252	17-02-2026	Pump Suction-106 A/B line 2nd/middle (I/V Flange/Bonnet)	2252	"	Flange	0	0	0	0	0	0
2253	17-02-2026	Pump Suction-106 A/B line 3rd/east (I/V Gland)	2253	"	Valve	0	0	0	0	0	0
2254	17-02-2026	Pump Suction-106 A/B line 3rd/east (I/V U/S Flange)	2254	"	Flange	0	0	0	0	0	0
2255	17-02-2026	Pump Suction-106 A/B line 3rd/east (I/V D/S Flange)	2255	"	Flange	0	0	0	0	0	0
2256	17-02-2026	Pump Suction-106 A/B line 3rd/east (I/V Flange/Bonnet)	2256	"	Flange	0	0	0	0	0	0
2257	17-02-2026	M.S EURO-III R/D -2706 Line 1st / east (I/V Gland)	2257	6 Inch	Valve	0	0	0	0	0	0
2258	17-02-2026	M.S EURO-III R/D -2706 Line 1st / east (I/V U/S Flange)	2258	"	Flange	0	0	0	0	0	0
2259	17-02-2026	M.S EURO-III R/D -2706 Line 1st / east (I/V D/S Flange)	2259	"	Flange	0	0	0	0	0	0
2260	17-02-2026	M.S EURO-III R/D -2706 Line 1st / east (I/V Flange/Bonnet)	2260	"	Flange	0	0	0	0	0	0
2261	17-02-2026	M.S EURO-III R/D -2706 line 2nd/middle (I/V Gland)	2261	"	Valve	0	0	0	0	0	0
2262	17-02-2026	M.S EURO-III R/D -2706 line 2nd/middle (I/V U/S Flange)	2262	"	Flange	0	0	0	0	0	0
2263	17-02-2026	M.S EURO-III R/D -2706 line 2nd/middle (I/V D/S Flange)	2263	"	Flange	0	0	0	0	0	0
2264	17-02-2026	M.S EURO-III R/D -2706 line 2nd/middle (I/V Flange/Bonnet)	2264	"	Flange	0	0	0	0	0	0
2265	17-02-2026	M.S EURO-III R/D -2706 line 3rd/west (I/V Gland)	2265	"	Valve	65.2	0.000127	0.003048	65.2	0.000127	0.003048
2266	17-02-2026	M.S EURO-III R/D -2706 line 3rd/west (I/V U/S Flange)	2266	"	Flange	0	0	0	0	0	0
2267	17-02-2026	M.S EURO-III R/D -2706 line 3rd/west (I/V D/S Flange)	2267	"	Flange	0	0	0	0	0	0
2268	17-02-2026	M.S EURO-III R/D -2706 line 3rd/west (I/V Flange/Bonnet)	2268	"	Flange	0	0	0	0	0	0
2269	17-02-2026	MTBE From 108 A/B 2706 line 1st / east (I/V Gland)	2269	3 Inch	Valve	0	0	0	0	0	0
2270	17-02-2026	MTBE From 108 A/B 2706 line 1st / east (I/V U/S Flange)	2270	"	Flange	0	0	0	0	0	0
2271	17-02-2026	MTBE From 108 A/B 2706 line 1st / east (I/V D/S Flange)	2271	"	Flange	0	0	0	0	0	0
2272	17-02-2026	MTBE From 108 A/B 2706 line 1st / east (I/V Flange/Bonnet)	2272	"	Flange	0	0	0	0	0	0
2273	17-02-2026	MTBE From 108 A/B 2706 line 2nd/middle (I/V Gland)	2273	"	Valve	0	0	0	0	0	0

Sr.No.	Date	Location	Tag No.	Line Size	Componenet Type	Screening Value (PPM) before Repair	Emission Kg/Hr	Emission Kg/day	Screening Value (PPM) afterRepair	Emission Kg/Hr	Emission Kg/day
2274	17-02-2026	MTBE From 108 A/B 2706 line 2nd/middle (I/V U/S Flange)	2274	"	Flange	0	0	0	0	0	0
2275	17-02-2026	MTBE From 108 A/B 2706 line 2nd/middle (I/V D/S Flange)	2275	"	Flange	0	0	0	0	0	0
2276	17-02-2026	MTBE From 108 A/B 2706 line 2nd/middle (I/V Flange/Bonnet)	2276	"	Flange	0	0	0	0	0	0
2277	17-02-2026	MTBE From 108 A/B 2706 line 3rd/west (I/V Gland)	2277	"	Valve	3855	0.001743	0.041827	3855	0.001743	0.041827
2278	17-02-2026	MTBE From 108 A/B 2706 line 3rd/west (I/V U/S Flange)	2278	"	Flange	6825	0.000231	0.005536	6825	0.000231	0.005536
2279	17-02-2026	MTBE From 108 A/B 2706 line 3rd/west (I/V D/S Flange)	2279	"	Flange	0	0	0	0	0	0
2280	17-02-2026	MTBE From 108 A/B 2706 line 3rd/west (I/V Flange/Bonnet)	2280	"	Flange	0	0	0	0	0	0
2281	17-02-2026	Pump Suction-107 A/B line 1st / west (I/V Gland)	2281	6 Inch	Valve	0	0	0	0	0	0
2282	17-02-2026	Pump Suction-107 A/B line 1st / west (I/V U/S Flange)	2282	"	Flange	0	0	0	0	0	0
2283	17-02-2026	Pump Suction-107 A/B line 1st / west (I/V D/S Flange)	2283	"	Flange	0	0	0	0	0	0
2284	17-02-2026	Pump Suction-107 A/B line 1st / west (I/V Flange/Bonnet)	2284	"	Flange	0	0	0	0	0	0
2285	17-02-2026	Pump Suction-107 A/B line 2nd/middle (I/V Gland)	2285	"	Valve	0	0	0	0	0	0
2286	17-02-2026	Pump Suction-107 A/B line 2nd/middle (I/V U/S Flange)	2286	"	Flange	0	0	0	0	0	0
2287	17-02-2026	Pump Suction-107 A/B line 2nd/middle (I/V D/S Flange)	2287	"	Flange	0	0	0	0	0	0
2288	17-02-2026	Pump Suction-107 A/B line 2nd/middle (I/V Flange/Bonnet)	2288	"	Flange	0	0	0	0	0	0
2289	17-02-2026	Pump Suction-107 A/B line 3rd/east (I/V Gland)	2289	"	Valve	0	0	0	0	0	0
2290	17-02-2026	Pump Suction-107 A/B line 3rd/east (I/V U/S Flange)	2290	"	Flange	0	0	0	0	0	0
2291	17-02-2026	Pump Suction-107 A/B line 3rd/east (I/V D/S Flange)	2291	"	Flange	0	0	0	0	0	0
2292	17-02-2026	Pump Suction-107 A/B line 3rd/east (I/V Flange/Bonnet)	2292	"	Flange	0	0	0	0	0	0
2293	17-02-2026	M.S EURO-IV R/D -2706 line 1st / east (I/V Gland)	2293	4 Inch	Valve	0	0	0	0	0	0
2294	17-02-2026	M.S EURO-IV R/D -2706 line 1st / east (I/V U/S Flange)	2294	"	Flange	0	0	0	0	0	0
2295	17-02-2026	M.S EURO-IV R/D -2706 line 1st / east (I/V D/S Flange)	2295	"	Flange	0	0	0	0	0	0
2296	17-02-2026	M.S EURO-IV R/D -2706 line 1st / east (I/V Flange/Bonnet)	2296	"	Flange	0	0	0	0	0	0
2297	17-02-2026	M.S EURO-IV R/D -2706 line 2nd/middle (I/V Gland)	2297	"	Valve	0	0	0	0	0	0
2298	17-02-2026	M.S EURO-IV R/D -2706 line 2nd/middle (I/V U/S Flange)	2298	"	Flange	0	0	0	0	0	0
2299	17-02-2026	M.S EURO-IV R/D -2706 line 2nd/middle (I/V D/S Flange)	2299	"	Flange	0	0	0	0	0	0
2300	17-02-2026	M.S EURO-IV R/D -2706 line 2nd/middle (I/V Flange/Bonnet)	2300	"	Flange	0	0	0	0	0	0
2301	17-02-2026	M.S EURO-IV R/D -2706 line 3rd/west (I/V Gland)	2301	"	Valve	0	0	0	0	0	0
2302	17-02-2026	M.S EURO-IV R/D -2706 line 3rd/west (I/V U/S Flange)	2302	"	Flange	0	0	0	0	0	0
2303	17-02-2026	M.S EURO-IV R/D -2706 line 3rd/west (I/V D/S Flange)	2303	"	Flange	0	0	0	0	0	0
2304	17-02-2026	M.S EURO-IV R/D -2706 line 3rd/west (I/V Flange/Bonnet)	2304	"	Flange	0	0	0	0	0	0
2305	17-02-2026	ST. Naph. Ex. DHDT -2706 line 1st / east (I/V Gland)	2305	3 Inch	Valve	0	0	0	0	0	0
2306	17-02-2026	ST. Naph. Ex. DHDT -2706 line 1st / east (I/V U/S Flange)	2306	"	Flange	0	0	0	0	0	0
2307	17-02-2026	ST. Naph. Ex. DHDT -2706 line 1st / east (I/V D/S Flange)	2307	"	Flange	0	0	0	0	0	0
2308	17-02-2026	ST. Naph. Ex. DHDT -2706 line 1st / east (I/V Flange/Bonnet)	2308	"	Flange	0	0	0	0	0	0
2309	17-02-2026	ST. Naph. Ex. DHDT -2706 line 2nd/west (I/V Gland)	2309	"	Valve	0	0	0	0	0	0
2310	17-02-2026	ST. Naph. Ex. DHDT -2706 line 2nd/west (I/V U/S Flange)	2310	"	Flange	0	0	0	0	0	0
2311	17-02-2026	ST. Naph. Ex. DHDT -2706 line 2nd/west (I/V D/S Flange)	2311	"	Flange	0	0	0	0	0	0
2312	17-02-2026	ST. Naph. Ex. DHDT -2706 line 2nd/west (I/V Flange/Bonnet)	2312	"	Flange	0	0	0	0	0	0
2313	17-02-2026	ST. Naph. Ex. DHDT -2706 line (NRV Top Flange)	2313	"	Flange	0	0	0	0	0	0

Sr.No.	Date	Location	Tag No.	Line Size	Componenet Type	Screening Value (PPM) before Repair	Emission Kg/Hr	Emission Kg/day	Screening Value (PPM) afterRepair	Emission Kg/Hr	Emission Kg/day
2314	17-02-2026	ST. Naph. Ex. DHDT -2706 line (NRV U/S Flange)	2314	"	Flange	0	0	0	0	0	0
2315	17-02-2026	ST. Naph. Ex. DHDT -2706 line (NRV D/S Flange)	2315	"	Flange	0	0	0	0	0	0
2316	17-02-2026	Reformer Unloding line -2706 1st / west (I/V Gland)	2316	10 Inch	Valve	0	0	0	0	0	0
2317	17-02-2026	Reformer Unloding line -2706 1st / west (I/V U/S Flange)	2317	"	Flange	0	0	0	0	0	0
2318	17-02-2026	Reformer Unloding line -2706 1st / west (I/V D/S Flange)	2318	"	Flange	0	0	0	0	0	0
2319	17-02-2026	Reformer Unloding line -2706 1st / west (I/V Flange/Bonnet)	2319	"	Flange	0	0	0	0	0	0
2320	17-02-2026	Reformer Unloding line -2706 2nd/east (I/V Gland)	2320	"	Valve	0	0	0	0	0	0
2321	17-02-2026	Reformer Unloding line -2706 2nd/east (I/V U/S Flange)	2321	"	Flange	0	0	0	0	0	0
2322	17-02-2026	Reformer Unloding line -2706 2nd/east (I/V D/S Flange)	2322	"	Flange	0	0	0	0	0	0
2323	17-02-2026	Reformer Unloding line -2706 2nd/east (I/V Flange/Bonnet)	2323	"	Flange	0	0	0	0	0	0
2324	17-02-2026	Tank-1108 Manhole	2324	N/A	Manhole	0	0	0	0	0	0
2325	17-02-2026	Tank-1108 In/out line upper (I/V Gland)	2325	6 Inch	Valve	0	0	0	0	0	0
2326	17-02-2026	Tank-1108 In/out line upper (I/V U/S Flange)	2326	"	Flange	0	0	0	0	0	0
2327	17-02-2026	Tank-1108 In/out line upper (I/V D/S Flange)	2327	"	Flange	0	0	0	0	0	0
2328	17-02-2026	Tank-1108 In/out line upper (I/V Flange (Bonnet)	2328	"	Flange	0	0	0	0	0	0
2329	17-02-2026	Tank-1108 In/out line lower (I/V Gland)	2329	"	Valve	0	0	0	0	0	0
2330	17-02-2026	Tank-1108 In/out line lower (I/V U/S Flange)	2330	"	Flange	0	0	0	0	0	0
2331	17-02-2026	Tank-1108 In/out line lower (I/V D/S Flange)	2331	"	Flange	0	0	0	0	0	0
2332	17-02-2026	Tank-1108 In/out line lower (I/V Flange (Bonnet)	2332	"	Flange	0	0	0	0	0	0
2333	17-02-2026	Tank-1108 Pump Suction line (I/V Gland)	2333	6 Inch	Valve	0	0	0	0	0	0
2334	17-02-2026	Tank-1108 Pump Suction line (I/V U/S Flange)	2334	"	Flange	0	0	0	0	0	0
2335	17-02-2026	Tank-1108 Pump Suction line (I/V D/S Flange)	2335	"	Flange	0	0	0	0	0	0
2336	17-02-2026	Tank-1108 Pump Suction line (I/V Flange (Bonnet)	2336	"	Flange	0	0	0	0	0	0
2337	17-02-2026	Tank-1108 CDU-I/II K-I line line (I/V Gland)	2337	"	Valve	0	0	0	0	0	0
2338	17-02-2026	Tank-1108 CDU-I/II K-I line line (I/V U/S Flange)	2338	"	Flange	0	0	0	0	0	0
2339	17-02-2026	Tank-1108 CDU-I/II K-I line line (I/V D/S Flange)	2339	"	Flange	0	0	0	0	0	0
2340	17-02-2026	Tank-1108 CDU-I/II K-I line line (I/V Flange (Bonnet)	2340	"	Flange	0	0	0	0	0	0
2341	17-02-2026	Tank-1108 In/Out line / CDU-I K-I line (I/V Gland)	2341	3 Inch	Valve	0	0	0	0	0	0
2342	17-02-2026	Tank-1108 In/Out line / CDU-I K-I line (I/V U/S Flange)	2342	"	Flange	0	0	0	0	0	0
2343	17-02-2026	Tank-1108 In/Out line / CDU-I K-I line (I/V D/S Flange)	2343	"	Flange	0	0	0	0	0	0
2344	17-02-2026	Tank-1108 In/Out line / CDU-I K-I line (I/V Flange (Bonnet)	2344	"	Flange	0	0	0	0	0	0
2345	17-02-2026	Tank-1108 In/Out line to drain line (I/V Gland)	2345	"	Valve	0	0	0	0	0	0
2346	17-02-2026	Tank-1108 In/Out line to drain line (I/V U/S Flange)	2346	"	Flange	0	0	0	0	0	0
2347	17-02-2026	Tank-1108 In/Out line to drain line (I/V D/S Flange)	2347	"	Flange	0	0	0	0	0	0
2348	17-02-2026	Tank-1108 In/Out line to drain line (I/V Flange (Bonnet)	2348	"	Flange	0	0	0	0	0	0
2349	17-02-2026	Tank-1108 Drain line 1st (I/V Gland)	2349	3 Inch	Valve	0	0	0	0	0	0
2350	17-02-2026	Tank-1108 Drain line 1st (I/V U/S Flange)	2350	"	Flange	0	0	0	0	0	0
2351	17-02-2026	Tank-1108 Drain line 1st (I/V D/S Flange)	2351	"	Flange	0	0	0	0	0	0
2352	17-02-2026	Tank-1108 Drain line 1st (I/V Flange (Bonnet)	2352	"	Flange	0	0	0	0	0	0
2353	17-02-2026	Tank-1108 Drain line 2nd (I/V Gland)	2353	"	Valve	0	0	0	0	0	0

Sr.No.	Date	Location	Tag No.	Line Size	Componenet Type	Screening Value (PPM) before Repair	Emission Kg/Hr	Emission Kg/day	Screening Value (PPM) afterRepair	Emission Kg/Hr	Emission Kg/day
2354	17-02-2026	Tank-1108 Drain line 2nd (I/V U/S Flange)	2354	"	Flange	0	0	0	0	0	0
2355	17-02-2026	Tank-1108 Drain line 2nd (I/V D/S Flange)	2355	"	Flange	0	0	0	0	0	0
2356	17-02-2026	Tank-1108 Drain line 2nd (I/V Flange (Bonnet)	2356	"	Flange	0	0	0	0	0	0
2357	17-02-2026	Tank-1107 Manhole	2357	N/A	Manhole	0	0	0	0	0	0
2358	17-02-2026	Tank-1107 In/out line upper (I/V Gland)	2358	6 Inch	Valve	0	0	0	0	0	0
2359	17-02-2026	Tank-1107 In/out line upper (I/V U/S Flange)	2359	"	Flange	0	0	0	0	0	0
2360	17-02-2026	Tank-1107 In/out line upper (I/V D/S Flange)	2360	"	Flange	0	0	0	0	0	0
2361	17-02-2026	Tank-1107 In/out line upper (I/V Flange (Bonnet)	2361	"	Flange	0	0	0	0	0	0
2362	17-02-2026	Tank-1107 In/out line lower (I/V Gland)	2362	3 Inch	Valve	0	0	0	0	0	0
2363	17-02-2026	Tank-1107 In/out line lower (I/V U/S Flange)	2363	"	Flange	0	0	0	0	0	0
2364	17-02-2026	Tank-1107 In/out line lower (I/V D/S Flange)	2364	"	Flange	0	0	0	0	0	0
2365	17-02-2026	Tank-1107 In/out line lower (I/V Flange (Bonnet)	2365	"	Flange	0	0	0	0	0	0
2366	17-02-2026	Tank-1107 Pump Suction line (I/V Gland)	2366	6 Inch	Valve	0	0	0	0	0	0
2367	17-02-2026	Tank-1107 Pump Suction line (I/V U/S Flange)	2367	"	Flange	0	0	0	0	0	0
2368	17-02-2026	Tank-1107 Pump Suction line (I/V D/S Flange)	2368	"	Flange	0	0	0	0	0	0
2369	17-02-2026	Tank-1107 Pump Suction line (I/V Flange (Bonnet)	2369	"	Flange	0	0	0	0	0	0
2370	17-02-2026	Tank-1107 Pump Suction/Upper line to drain line (I/V Gland)	2370	3 Inch	Valve	0	0	0	0	0	0
2371	17-02-2026	Tank-1107 Pump Suction/Upper line to drain line (I/V U/S Flange)	2371	"	Flange	0	0	0	0	0	0
2372	17-02-2026	Tank-1107 Pump Suction/Upper line to drain line (I/V D/S Flange)	2372	"	Flange	0	0	0	0	0	0
2373	17-02-2026	Tank-1107 Pump Suction/Upper line to drain line (I/V Flange (Bonnet)	2373	"	Flange	0	0	0	0	0	0
2374	17-02-2026	Tank-1107 CDU-I/II K-I line line (I/V Gland)	2374	6 Inch	Valve	0	0	0	0	0	0
2375	17-02-2026	Tank-1107 CDU-I/II K-I line line (I/V U/S Flange)	2375	"	Flange	0	0	0	0	0	0
2376	17-02-2026	Tank-1107 CDU-I/II K-I line line (I/V D/S Flange)	2376	"	Flange	0	0	0	0	0	0
2377	17-02-2026	Tank-1107 CDU-I/II K-I line line (I/V Flange (Bonnet)	2377	"	Flange	0	0	0	0	0	0
2378	17-02-2026	Tank-1107 Drain line 1st (I/V Gland)	2378	3 Inch	Valve	0	0	0	0	0	0
2379	17-02-2026	Tank-1107 Drain line 1st (I/V U/S Flange)	2379	"	Flange	0	0	0	0	0	0
2380	17-02-2026	Tank-1107 Drain line 1st (I/V D/S Flange)	2380	"	Flange	0	0	0	0	0	0
2381	17-02-2026	Tank-1107 Drain line 1st (I/V Flange (Bonnet)	2381	"	Flange	0	0	0	0	0	0
2382	17-02-2026	Tank-1107 Drain line 2nd (I/V Gland)	2382	"	Valve	0	0	0	0	0	0
2383	17-02-2026	Tank-1107 Drain line 2nd (I/V U/S Flange)	2383	"	Flange	0	0	0	0	0	0
2384	17-02-2026	Tank-1107 Drain line 2nd (I/V D/S Flange)	2384	"	Flange	0	0	0	0	0	0
2385	17-02-2026	Tank-1107 Drain line 2nd (I/V Flange (Bonnet)	2385	"	Flange	0	0	0	0	0	0
2386	17-02-2026	Tank-1104 Manhole	2386	N/A	Manhole	0	0	0	0	0	0
2387	17-02-2026	Tank-1104 In/out line upper (I/V Gland)	2387	6 Inch	Valve	0	0	0	0	0	0
2388	17-02-2026	Tank-1104 In/out line upper (I/V U/S Flange)	2388	"	Flange	0	0	0	0	0	0
2389	17-02-2026	Tank-1104 In/out line upper (I/V D/S Flange)	2389	"	Flange	0	0	0	0	0	0
2390	17-02-2026	Tank-1104 In/out line upper (I/V Flange (Bonnet)	2390	"	Flange	0	0	0	0	0	0
2391	17-02-2026	Tank-1104 In/out line lower (I/V Gland)	2391	3 Inch	Valve	0	0	0	0	0	0
2392	17-02-2026	Tank-1104 In/out line lower (I/V U/S Flange)	2392	"	Flange	0	0	0	0	0	0
2393	17-02-2026	Tank-1104 In/out line lower (I/V D/S Flange)	2393	"	Flange	0	0	0	0	0	0

Sr.No.	Date	Location	Tag No.	Line Size	Componenet Type	Screening Value (PPM) before Repair	Emission Kg/Hr	Emission Kg/day	Screening Value (PPM) afterRepair	Emission Kg/Hr	Emission Kg/day
2394	17-02-2026	Tank-1104 In/out line lower (I/V Flange (Bonnet)	2394	"	Flange	0	0	0	0	0	0
2395	17-02-2026	Tank-1104 Pump Suction line (I/V Gland)	2395	6 Inch	Valve	0	0	0	0	0	0
2396	17-02-2026	Tank-1104 Pump Suction line (I/V U/S Flange)	2396	"	Flange	0	0	0	0	0	0
2397	17-02-2026	Tank-1104 Pump Suction line (I/V D/S Flange)	2397	"	Flange	0	0	0	0	0	0
2398	17-02-2026	Tank-1104 Pump Suction line (I/V Flange (Bonnet)	2398	"	Flange	0	0	0	0	0	0
2399	17-02-2026	Tank-1104 CDU-I/II K-II line to drain line (I/V Gland)	2399	3 Inch	Valve	0	0	0	0	0	0
2400	17-02-2026	Tank-1104 CDU-I/II K-II line to drain line (I/V U/S Flange)	2400	"	Flange	0	0	0	0	0	0
2401	17-02-2026	Tank-1104 CDU-I/II K-II line to drain line (I/V D/S Flange)	2401	"	Flange	0	0	0	0	0	0
2402	17-02-2026	Tank-1104 CDU-I/II K-II line to drain line (I/V Flange (Bonnet)	2402	"	Flange	0	0	0	0	0	0
2403	17-02-2026	Tank-1104 CDU-I/II K-II line (I/V Gland)	2403	"	Valve	0	0	0	0	0	0
2404	17-02-2026	Tank-1104 CDU-I/II K-II line (I/V U/S Flange)	2404	"	Flange	0	0	0	0	0	0
2405	17-02-2026	Tank-1104 CDU-I/II K-II line (I/V D/S Flange)	2405	"	Flange	0	0	0	0	0	0
2406	17-02-2026	Tank-1104 CDU-I/II K-II line (I/V Flange (Bonnet)	2406	"	Flange	0	0	0	0	0	0
2407	17-02-2026	Tank-1104 Drain line 1st (I/V Gland)	2407	3 Inch	Valve	0	0	0	0	0	0
2408	17-02-2026	Tank-1104 Drain line 1st (I/V U/S Flange)	2408	"	Flange	0	0	0	0	0	0
2409	17-02-2026	Tank-1104 Drain line 1st (I/V D/S Flange)	2409	"	Flange	0	0	0	0	0	0
2410	17-02-2026	Tank-1104 Drain line 1st (I/V Flange (Bonnet)	2410	"	Flange	0	0	0	0	0	0
2411	17-02-2026	Tank-1104 Drain line 2nd (I/V Gland)	2411	"	Valve	0	0	0	0	0	0
2412	17-02-2026	Tank-1104 Drain line 2nd (I/V U/S Flange)	2412	"	Flange	0	0	0	0	0	0
2413	17-02-2026	Tank-1104 Drain line 2nd (I/V D/S Flange)	2413	"	Flange	0	0	0	0	0	0
2414	17-02-2026	Tank-1104 Drain line 2nd (I/V Flange (Bonnet)	2414	"	Flange	0	0	0	0	0	0
2415	17-02-2026	Tank-1103 Manhole	2415	N/A	Manhole	0	0	0	0	0	0
2416	17-02-2026	Tank-1103 In/out line upper (I/V Gland)	2416	6 Inch	Valve	0	0	0	0	0	0
2417	17-02-2026	Tank-1103 In/out line upper (I/V U/S Flange)	2417	"	Flange	0	0	0	0	0	0
2418	17-02-2026	Tank-1103 In/out line upper (I/V D/S Flange)	2418	"	Flange	0	0	0	0	0	0
2419	17-02-2026	Tank-1103 In/out line upper (I/V Flange (Bonnet)	2419	"	Flange	0	0	0	0	0	0
2420	17-02-2026	Tank-1103 In/out line lower (I/V Gland)	2420	3 Inch	Valve	0	0	0	0	0	0
2421	17-02-2026	Tank-1103 In/out line lower (I/V U/S Flange)	2421	"	Flange	0	0	0	0	0	0
2422	17-02-2026	Tank-1103 In/out line lower (I/V D/S Flange)	2422	"	Flange	0	0	0	0	0	0
2423	17-02-2026	Tank-1103 In/out line lower (I/V Flange (Bonnet)	2423	"	Flange	0	0	0	0	0	0
2424	17-02-2026	Tank-1103 Pump Suction line (I/V Gland)	2424	6 Inch	Valve	0	0	0	0	0	0
2425	17-02-2026	Tank-1103 Pump Suction line (I/V U/S Flange)	2425	"	Flange	0	0	0	0	0	0
2426	17-02-2026	Tank-1103 Pump Suction line (I/V D/S Flange)	2426	"	Flange	0	0	0	0	0	0
2427	17-02-2026	Tank-1103 Pump Suction line (I/V Flange (Bonnet)	2427	"	Flange	0	0	0	0	0	0
2428	17-02-2026	Tank-1103 In/Out lower / CDU-I/II K-II line to drain line (I/V Gland)	2428	3 Inch	Valve	0	0	0	0	0	0
2429	17-02-2026	Tank-1103 In/Out lower / CDU-I/II K-II line to drain line (I/V U/S Flange)	2429	"	Flange	0	0	0	0	0	0
2430	17-02-2026	Tank-1103 In/Out lower / CDU-I/II K-II line to drain line (I/V D/S Flange)	2430	"	Flange	0	0	0	0	0	0
2431	17-02-2026	Tank-1103 In/Out lower / CDU-I/II K-II line to drain line (I/V Flange (Bonnet)	2431	"	Flange	0	0	0	0	0	0
2432	17-02-2026	Tank-1103 CDU-I/II K-II line (I/V Gland)	2432	6 Inch	Valve	0	0	0	0	0	0
2433	17-02-2026	Tank-1103 CDU-I/II K-II line (I/V U/S Flange)	2433	"	Flange	0	0	0	0	0	0

Sr.No.	Date	Location	Tag No.	Line Size	Componenet Type	Screening Value (PPM) before Repair	Emission Kg/Hr	Emission Kg/day	Screening Value (PPM) afterRepair	Emission Kg/Hr	Emission Kg/day
2434	17-02-2026	Tank-1103 CDU-I/II K-II line (I/V D/S Flange)	2434	"	Flange	0	0	0	0	0	0
2435	17-02-2026	Tank-1103 CDU-I/II K-II line (I/V Flange (Bonnet)	2435	"	Flange	0	0	0	0	0	0
2436	17-02-2026	Tank-1103 Drain line 1st (I/V Gland)	2436	3 Inch	Valve	0	0	0	0	0	0
2437	17-02-2026	Tank-1103 Drain line 1st (I/V U/S Flange)	2437	"	Flange	0	0	0	0	0	0
2438	17-02-2026	Tank-1103 Drain line 1st (I/V D/S Flange)	2438	"	Flange	0	0	0	0	0	0
2439	17-02-2026	Tank-1103 Drain line 1st (I/V Flange (Bonnet)	2439	"	Flange	0	0	0	0	0	0
2440	17-02-2026	Tank-1103 Drain line 2nd (I/V Gland)	2440	"	Valve	0	0	0	0	0	0
2441	17-02-2026	Tank-1103 Drain line 2nd (I/V U/S Flange)	2441	"	Flange	0	0	0	0	0	0
2442	17-02-2026	Tank-1103 Drain line 2nd (I/V D/S Flange)	2442	"	Flange	0	0	0	0	0	0
2443	17-02-2026	Tank-1103 Drain line 2nd (I/V Flange (Bonnet)	2443	"	Flange	0	0	0	0	0	0
2444	17-02-2026	Tank-1105 Manhole	2444	N/A	Manhole	0	0	0	0	0	0
2445	17-02-2026	Tank-1105 In/out line upper (I/V Gland)	2445	6 Inch	Valve	0	0	0	0	0	0
2446	17-02-2026	Tank-1105 In/out line upper (I/V U/S Flange)	2446	"	Flange	0	0	0	0	0	0
2447	17-02-2026	Tank-1105 In/out line upper (I/V D/S Flange)	2447	"	Flange	0	0	0	0	0	0
2448	17-02-2026	Tank-1105 In/out line upper (I/V Flange (Bonnet)	2448	"	Flange	0	0	0	0	0	0
2449	17-02-2026	Tank-1105 In/out line lower (I/V Gland)	2449	3 Inch	Valve	0	0	0	0	0	0
2450	17-02-2026	Tank-1105 In/out line lower (I/V U/S Flange)	2450	"	Flange	0	0	0	0	0	0
2451	17-02-2026	Tank-1105 In/out line lower (I/V D/S Flange)	2451	"	Flange	0	0	0	0	0	0
2452	17-02-2026	Tank-1105 In/out line lower (I/V Flange (Bonnet)	2452	"	Flange	0	0	0	0	0	0
2453	17-02-2026	Tank-1105 Pump Suction line (I/V Gland)	2453	6 Inch	Valve	0	0	0	0	0	0
2454	17-02-2026	Tank-1105 Pump Suction line (I/V U/S Flange)	2454	"	Flange	0	0	0	0	0	0
2455	17-02-2026	Tank-1105 Pump Suction line (I/V D/S Flange)	2455	"	Flange	0	0	0	0	0	0
2456	17-02-2026	Tank-1105 Pump Suction line (I/V Flange (Bonnet)	2456	"	Flange	0	0	0	0	0	0
2457	17-02-2026	Tank-1105 In/Out lower / CDU-I/II K-II line to drain line (I/V Gland)	2457	3 Inch	Valve	0	0	0	0	0	0
2458	17-02-2026	Tank-1105 In/Out lower / CDU-I/II K-II line to drain line (I/V U/S Flange)	2458	"	Flange	0	0	0	0	0	0
2459	17-02-2026	Tank-1105 In/Out lower / CDU-I/II K-II line to drain line (I/V D/S Flange)	2459	"	Flange	0	0	0	0	0	0
2460	17-02-2026	Tank-1105 In/Out lower / CDU-I/II K-II line to drain line (I/V Flange (Bonnet)	2460	"	Flange	0	0	0	0	0	0
2461	17-02-2026	Tank-1105 CDU-I/II K-II line (I/V Gland)	2461	6 Inch	Valve	0	0	0	0	0	0
2462	17-02-2026	Tank-1105 CDU-I/II K-II line (I/V U/S Flange)	2462	"	Flange	0	0	0	0	0	0
2463	17-02-2026	Tank-1105 CDU-I/II K-II line (I/V D/S Flange)	2463	"	Flange	0	0	0	0	0	0
2464	17-02-2026	Tank-1105 CDU-I/II K-II line (I/V Flange (Bonnet)	2464	"	Flange	0	0	0	0	0	0
2465	17-02-2026	Tank-1105 Drain line 1st (I/V Gland)	2465	3 Inch	Valve	0	0	0	0	0	0
2466	17-02-2026	Tank-1105 Drain line 1st (I/V U/S Flange)	2466	"	Flange	0	0	0	0	0	0
2467	17-02-2026	Tank-1105 Drain line 1st (I/V D/S Flange)	2467	"	Flange	0	0	0	0	0	0
2468	17-02-2026	Tank-1105 Drain line 1st (I/V Flange (Bonnet)	2468	"	Flange	0	0	0	0	0	0
2469	17-02-2026	Tank-1105 Drain line 2nd (I/V Gland)	2469	"	Valve	0	0	0	0	0	0
2470	17-02-2026	Tank-1105 Drain line 2nd (I/V U/S Flange)	2470	"	Flange	0	0	0	0	0	0
2471	17-02-2026	Tank-1105 Drain line 2nd (I/V D/S Flange)	2471	"	Flange	0	0	0	0	0	0
2472	17-02-2026	Tank-1105 Drain line 2nd (I/V Flange (Bonnet)	2472	"	Flange	0	0	0	0	0	0
2473	17-02-2026	Tank-1106 Manhole	2473	N/A	Manhole	0	0	0	0	0	0

Sr.No.	Date	Location	Tag No.	Line Size	Componenet Type	Screening Value (PPM) before Repair	Emission Kg/Hr	Emission Kg/day	Screening Value (PPM) afterRepair	Emission Kg/Hr	Emission Kg/day
2474	17-02-2026	Tank-1106 In/out line upper (I/V Gland)	2474	6 Inch	Valve	0	0	0	0	0	0
2475	17-02-2026	Tank-1106 In/out line upper (I/V U/S Flange)	2475	"	Flange	0	0	0	0	0	0
2476	17-02-2026	Tank-1106 In/out line upper (I/V D/S Flange)	2476	"	Flange	0	0	0	0	0	0
2477	17-02-2026	Tank-1106 In/out line upper (I/V Flange (Bonnet)	2477	"	Flange	0	0	0	0	0	0
2478	17-02-2026	Tank-1106 In/out line lower/CDU-1 K-1 line (I/V Gland)	2478	3 Inch	Valve	0	0	0	0	0	0
2479	17-02-2026	Tank-1106 In/out line lower /CDU-1 K-1 line(I/V U/S Flange)	2479	"	Flange	0	0	0	0	0	0
2480	17-02-2026	Tank-1106 In/out line lower/CDU-1 K-1 line (I/V D/S Flange)	2480	"	Flange	0	0	0	0	0	0
2481	17-02-2026	Tank-1106 In/out line lower/CDU-1 K-1 line (I/V Flange (Bonnet)	2481	"	Flange	0	0	0	0	0	0
2482	17-02-2026	Tank-1106 Pump Suction line (I/V Gland)	2482	6 Inch	Valve	0	0	0	0	0	0
2483	17-02-2026	Tank-1106 Pump Suction line (I/V U/S Flange)	2483	"	Flange	0	0	0	0	0	0
2484	17-02-2026	Tank-1106 Pump Suction line (I/V D/S Flange)	2484	"	Flange	0	0	0	0	0	0
2485	17-02-2026	Tank-1106 Pump Suction line (I/V Flange (Bonnet)	2485	"	Flange	0	0	0	0	0	0
2486	17-02-2026	Tank-1106 In/Out upper line to drain line (I/V Gland)	2486	3 Inch	Valve	0	0	0	0	0	0
2487	17-02-2026	Tank-1106 In/Out upper line to drain line (I/V U/S Flange)	2487	"	Flange	0	0	0	0	0	0
2488	17-02-2026	Tank-1106 In/Out upper line to drain line (I/V D/S Flange)	2488	"	Flange	0	0	0	0	0	0
2489	17-02-2026	Tank-1106 In/Out upper line to drain line (I/V Flange (Bonnet)	2489	"	Flange	0	0	0	0	0	0
2490	17-02-2026	Tank-1106 Drain line 1st (I/V Gland)	2490	3 Inch	Valve	0	0	0	0	0	0
2491	17-02-2026	Tank-1106 Drain line 1st (I/V U/S Flange)	2491	"	Flange	0	0	0	0	0	0
2492	17-02-2026	Tank-1106 Drain line 1st (I/V D/S Flange)	2492	"	Flange	0	0	0	0	0	0
2493	17-02-2026	Tank-1106 Drain line 1st (I/V Flange (Bonnet)	2493	"	Flange	0	0	0	0	0	0
2494	17-02-2026	Tank-1106 Drain line 2nd (I/V Gland)	2494	"	Valve	0	0	0	0	0	0
2495	17-02-2026	Tank-1106 Drain line 2nd (I/V U/S Flange)	2495	"	Flange	0	0	0	0	0	0
2496	17-02-2026	Tank-1106 Drain line 2nd (I/V D/S Flange)	2496	"	Flange	0	0	0	0	0	0
2497	18-02-2026	RFN R/D From CDU-I To TK-1712 (I/V Gland)	2497	4 Inch	Valve	29.8	0.000077	0.001844	29.8	0.000077	0.001844
2498	18-02-2026	RFN R/D From CDU-I To TK-1712 (I/V U/S Flange)	2498	"	Flange	0	0	0	0	0	0
2499	18-02-2026	RFN R/D From CDU-I To TK-1712 (I/V D/S Flange)	2499	"	Flange	0	0	0	0	0	0
2500	18-02-2026	RFN R/D From CDU-I To TK-1712 (I/V Flange (Bonnet)	2500	"	Flange	0	0	0	0	0	0
2501	18-02-2026	RFN From GSPL To TK-1709 line (I/V Gland)	2501	8 Inch	Valve	0	0	0	0	0	0
2502	18-02-2026	RFN From GSPL To TK-1709 line (I/V U/S Flange)	2502	"	Flange	0	0	0	0	0	0
2503	18-02-2026	RFN From GSPL To TK-1709 line (I/V D/S Flange)	2503	"	Flange	0	0	0	0	0	0
2504	18-02-2026	RFN From GSPL To TK-1709 line (I/V Flange (Bonnet)	2504	"	Flange	0	0	0	0	0	0
2505	18-02-2026	RFN From GSPL To TK-1710 line (I/V Gland)	2505	"	Valve	0	0	0	0	0	0
2506	18-02-2026	RFN From GSPL To TK-1710 line (I/V U/S Flange)	2506	"	Flange	0	0	0	0	0	0
2507	18-02-2026	RFN From GSPL To TK-1710 line (I/V D/S Flange)	2507	"	Flange	0	0	0	0	0	0
2508	18-02-2026	RFN From GSPL To TK-1710 line (I/V Flange (Bonnet)	2508	"	Flange	0	0	0	0	0	0
2509	18-02-2026	RFN Suction Tk-1710 line 1st (I/V Gland)	2509	8 Inch	Valve	158.7	0.000225	0.005395	158.7	0.000225	0.005395
2510	18-02-2026	RFN Suction Tk-1710 line 1st (I/V U/S Flange)	2510	"	Flange	0	0	0	0	0	0
2511	18-02-2026	RFN Suction Tk-1710 line 1st (I/V D/S Flange)	2511	"	Flange	0	0	0	0	0	0
2512	18-02-2026	RFN Suction Tk-1710 line 1st (I/V Flange (Bonnet)	2512	"	Flange	0	0	0	0	0	0
2513	18-02-2026	RFN Suction Tk-1710 line 2nd (I/V Gland)	2513	"	Valve	397	0.000405	0.009720	397	0.000405	0.009720

Sr.No.	Date	Location	Tag No.	Line Size	Componenet Type	Screening Value (PPM) before Repair	Emission Kg/Hr	Emission Kg/day	Screening Value (PPM) afterRepair	Emission Kg/Hr	Emission Kg/day
2514	18-02-2026	RFN Suction Tk-1710 line 2nd (I/V U/S Flange)	2514	"	Flange	0	0	0	0	0	0
2515	18-02-2026	RFN Suction Tk-1710 line 2nd (I/V D/S Flange)	2515	"	Flange	0	0	0	0	0	0
2516	18-02-2026	RFN Suction Tk-1710 line 2nd (I/V Flange (Bonnet)	2516	"	Flange	0	0	0	0	0	0
2517	18-02-2026	RFN From GSPL line 1st (I/V Gland)	2517	8 Inch	Valve	247	0.000299	0.007167	247	0.000299	0.007167
2518	18-02-2026	RFN From GSPL line 1st (I/V U/S Flange)	2518	"	Flange	0	0	0	0	0	0
2519	18-02-2026	RFN From GSPL line 1st (I/V D/S Flange)	2519	"	Flange	0	0	0	0	0	0
2520	18-02-2026	RFN From GSPL line 1st (I/V Flange (Bonnet)	2520	"	Flange	0	0	0	0	0	0
2521	18-02-2026	RFN From GSPL line 2nd (I/V Gland)	2521	"	Valve	55.3	0.000114	0.002742	55.3	0.000114	0.002742
2522	18-02-2026	RFN From GSPL line 2nd (I/V U/S Flange)	2522	"	Flange	0	0	0	0	0	0
2523	18-02-2026	RFN From GSPL line 2nd (I/V D/S Flange)	2523	"	Flange	0	0	0	0	0	0
2524	18-02-2026	RFN From GSPL line 2nd (I/V Flange (Bonnet)	2524	"	Flange	0	0	0	0	0	0
2525	18-02-2026	Tank-3201(Top) Manhole No. 1	2525	N/A	Manhole	0	0	0	0	0	0
2526	18-02-2026	Tank-3201(Top) Manhole No. 2	2526	"	Manhole	0	0	0	0	0	0
2527	18-02-2026	Tank-3201(Top) Seal 1 (North)	2527	"	Seal	0	0	0	0	0	0
2528	18-02-2026	Tank-3201(Top) Seal 2 (North)	2528	"	Seal	0	0	0	0	0	0
2529	18-02-2026	Tank-3201(Top) Seal 3 (South)	2529	"	Seal	0	0	0	0	0	0
2530	18-02-2026	Tank-3201(Top) Seal 4 (South)	2530	"	Seal	0	0	0	0	0	0
2531	18-02-2026	Tank-3201(Top) Seal 5 (East)	2531	"	Seal	0	0	0	0	0	0
2532	18-02-2026	Tank-3201(Top) Seal 6 (East)	2532	"	Seal	0	0	0	0	0	0
2533	18-02-2026	Tank-3201(Top) Seal 7 (West)	2533	"	Seal	0	0	0	0	0	0
2534	18-02-2026	Tank-3201(Top) Seal 8 (West)	2534	"	Seal	0	0	0	0	0	0
2535	18-02-2026	Tank-3201(Top) Emargence drain no.1	2535	"	D.Point	0	0	0	0	0	0
2536	18-02-2026	Tank-3201(Top) Emargence drain no.2	2536	"	D.Point	0	0	0	0	0	0
2537	18-02-2026	Tank-3201(Ground) Manhole No. 1	2537	N/A	Manhole	0	0	0	0	0	0
2538	18-02-2026	Tank-3201(Ground) Manhole No. 2	2538	"	Manhole	0	0	0	0	0	0
2539	18-02-2026	Tank-3201(Ground) Drain line 1st (I/V Gland)	2539	4 Inch	Valve	0	0	0	0	0	0
2540	18-02-2026	Tank-3201(Ground) Drain line 1st (I/V U/S Flange)	2540	"	Flange	0	0	0	0	0	0
2541	18-02-2026	Tank-3201(Ground) Drain line 1st (I/V D/S Flange)	2541	"	Flange	0	0	0	0	0	0
2542	18-02-2026	Tank-3201(Ground) Drain line 1st (I/V Flange (Bonnet)	2542	"	Flange	0	0	0	0	0	0
2543	18-02-2026	Tank-3201(Ground) Drain line 2nd (I/V Gland)	2543	"	Valve	0	0	0	0	0	0
2544	18-02-2026	Tank-3201(Ground) Drain line 2nd (I/V U/S Flange)	2544	"	Flange	0	0	0	0	0	0
2545	18-02-2026	Tank-3201(Ground) Drain line 2nd (I/V D/S Flange)	2545	"	Flange	0	0	0	0	0	0
2546	18-02-2026	Tank-3201(Ground) Drain line 2nd (I/V Flange (Bonnet)	2546	"	Flange	0	0	0	0	0	0
2547	18-02-2026	Tank-3201(Ground) Blue SKO Circulation line (I/V Gland)	2547	18 Inch	Valve	0	0	0	0	0	0
2548	18-02-2026	Tank-3201(Ground) Blue SKO Circulation line (I/V U/S Flange)	2548	"	Flange	0	0	0	0	0	0
2549	18-02-2026	Tank-3201(Ground) Blue SKO Circulation line (I/V D/S Flange)	2549	"	Flange	0	0	0	0	0	0
2550	18-02-2026	Tank-3201(Ground) Blue SKO Circulation line (I/V Flange (Bonnet)	2550	"	Flange	0	0	0	0	0	0
2551	18-02-2026	Tank-3201(Ground) SKO-3201 line upper (I/V Gland)	2551	"	Valve	0	0	0	0	0	0
2552	18-02-2026	Tank-3201(Ground) SKO-3201 line upper (I/V U/S Flange)	2552	"	Flange	0	0	0	0	0	0
2553	18-02-2026	Tank-3201(Ground) SKO-3201 line upper (I/V D/S Flange)	2553	"	Flange	0	0	0	0	0	0

Sr.No.	Date	Location	Tag No.	Line Size	Componenet Type	Screening Value (PPM) before Repair	Emission Kg/Hr	Emission Kg/day	Screening Value (PPM) afterRepair	Emission Kg/Hr	Emission Kg/day
2554	18-02-2026	Tank-3201(Ground) SKO-3201 line upper (I/V Flange (Bonnet)	2554	"	Flange	0	0	0	0	0	0
2555	18-02-2026	Tank-3201(Ground) SKO-3201 line lower (I/V Gland)	2555	"	Valve	0	0	0	0	0	0
2556	18-02-2026	Tank-3201(Ground) SKO-3201 line lower (I/V U/S Flange)	2556	"	Flange	0	0	0	0	0	0
2557	18-02-2026	Tank-3201(Ground) SKO-3201 line lower (I/V D/S Flange)	2557	"	Flange	0	0	0	0	0	0
2558	18-02-2026	Tank-3201(Ground) SKO-3201 line lower (I/V Flange (Bonnet)	2558	"	Flange	0	0	0	0	0	0
2559	18-02-2026	Tank-2708 (Top) Manhole No. 1	2559	N/A	Manhole	0	0	0	0	0	0
2560	18-02-2026	Tank-2708 (Top) Manhole No. 2	2560	"	Manhole	0	0	0	0	0	0
2561	18-02-2026	Tank-2708 (Top) Seal 1 (North)	2561	"	Seal	0	0	0	0	0	0
2562	18-02-2026	Tank-2708 (Top) Seal 2 (North)	2562	"	Seal	0	0	0	0	0	0
2563	18-02-2026	Tank-2708 (Top) Seal 3 (South)	2563	"	Seal	0	0	0	0	0	0
2564	18-02-2026	Tank-2708 (Top) Seal 4 (South)	2564	"	Seal	0	0	0	0	0	0
2565	18-02-2026	Tank-2708 (Top) Seal 5 (East)	2565	"	Seal	0	0	0	0	0	0
2566	18-02-2026	Tank-2708 (Top) Seal 6 (East)	2566	"	Seal	0	0	0	0	0	0
2567	18-02-2026	Tank-2708 (Top) Seal 7 (West)	2567	"	Seal	0	0	0	0	0	0
2568	18-02-2026	Tank-2708 (Top) Seal 8 (West)	2568	"	Seal	0	0	0	0	0	0
2569	18-02-2026	Tank-2708 (Top) Emargence drain no.1	2569	"	D.Point	0	0	0	0	0	0
2570	18-02-2026	Tank-2708 (Top) Emargence drain no.2	2570	"	D.Point	0	0	0	0	0	0
2571	18-02-2026	Tank-2708 (Ground) Manhole No. 1	2571	N/A	Manhole	0	0	0	0	0	0
2572	18-02-2026	Tank-2708 (Ground) Manhole No. 2	2572	"	Manhole	0	0	0	0	0	0
2573	18-02-2026	Tank-2708 (Ground) HSD Recirculation tank-2708 line (I/V Gland)	2573	6 Inch	Valve	0	0	0	0	0	0
2574	18-02-2026	Tank-2708 (Ground) HSD Recirculation tank-2708 line (I/V U/S Flange)	2574	"	Flange	0	0	0	0	0	0
2575	18-02-2026	Tank-2708 (Ground) HSD Recirculation tank-2708 line (I/V D/S Flange)	2575	"	Flange	0	0	0	0	0	0
2576	18-02-2026	Tank-2708 (Ground) HSD Recirculation tank-2708 line (I/V Flange (Bonnet)	2576	"	Flange	0	0	0	0	0	0
2577	18-02-2026	Tank-2708 (Ground) HSD Suction tank-2708 line upper (I/V Gland)	2577	14 Inch	Valve	0	0	0	0	0	0
2578	18-02-2026	Tank-2708 (Ground) HSD Suction tank-2708 line upper (I/V U/S Flange)	2578	"	Flange	0	0	0	0	0	0
2579	18-02-2026	Tank-2708 (Ground) HSD Suction tank-2708 line upper (I/V D/S Flange)	2579	"	Flange	0	0	0	0	0	0
2580	18-02-2026	Tank-2708 (Ground) HSD Suction tank-2708 line upper (I/V Flange (Bonnet)	2580	"	Flange	0	0	0	0	0	0
2581	18-02-2026	Tank-2708 (Ground) HSD Suction tank-2708 line lower (I/V Gland)	2581	"	Valve	0	0	0	0	0	0
2582	18-02-2026	Tank-2708 (Ground) HSD Suction tank-2708 line lower (I/V U/S Flange)	2582	"	Flange	0	0	0	0	0	0
2583	18-02-2026	Tank-2708 (Ground) HSD Suction tank-2708 line lower (I/V D/S Flange)	2583	"	Flange	0	0	0	0	0	0
2584	18-02-2026	Tank-2708 (Ground) HSD Suction tank-2708 line lower (I/V Flange (Bonnet)	2584	"	Flange	0	0	0	0	0	0
2585	18-02-2026	Tank-2710 (Top) Manhole No. 1	2585	N/A	Manhole	0	0	0	0	0	0
2586	18-02-2026	Tank-2710 (Top) Manhole No. 2	2586	"	Manhole	0	0	0	0	0	0
2587	18-02-2026	Tank-2710 (Top) Seal 1 (North)	2587	"	Seal	0	0	0	0	0	0
2588	18-02-2026	Tank-2710 (Top) Seal 2 (North)	2588	"	Seal	0	0	0	0	0	0
2589	18-02-2026	Tank-2710 (Top) Seal 3 (South)	2589	"	Seal	0	0	0	0	0	0
2590	18-02-2026	Tank-2710 (Top) Seal 4 (South)	2590	"	Seal	0	0	0	0	0	0
2591	18-02-2026	Tank-2710 (Top) Seal 5 (East)	2591	"	Seal	0	0	0	0	0	0
2592	18-02-2026	Tank-2710 (Top) Seal 6 (East)	2592	"	Seal	0	0	0	0	0	0
2593	18-02-2026	Tank-2710 (Top) Seal 7 (West)	2593	"	Seal	0	0	0	0	0	0

Sr.No.	Date	Location	Tag No.	Line Size	Componenet Type	Screening Value (PPM) before Repair	Emission Kg/Hr	Emission Kg/day	Screening Value (PPM) afterRepair	Emission Kg/Hr	Emission Kg/day
2594	18-02-2026	Tank-2710 (Top) Seal 8 (West)	2594	"	Seal	0	0	0	0	0	0
2595	18-02-2026	Tank-2710 (Top) Emargence drain no.1	2595	"	D.Point	0	0	0	0	0	0
2596	18-02-2026	Tank-2710 (Top) Emargence drain no.2	2596	"	D.Point	0	0	0	0	0	0
2597	18-02-2026	Tank-2710 (Ground) Manhole No. 1	2597	N/A	Manhole	0	0	0	0	0	0
2598	18-02-2026	Tank-2710 (Ground) HSD Recirculation line (I/V Gland)	2598	6 Inch	Valve	0	0	0	0	0	0
2599	18-02-2026	Tank-2710 (Ground) HSD Recirculation line (I/V U/S Flange)	2599	"	Flange	0	0	0	0	0	0
2600	18-02-2026	Tank-2710 (Ground) HSD Recirculation line (I/V D/S Flange)	2600	"	Flange	0	0	0	0	0	0
2601	18-02-2026	Tank-2710 (Ground) HSD Recirculation line (I/V Flange (Bonnet)	2601	"	Flange	0	0	0	0	0	0
2602	18-02-2026	Tank-2710 (Ground) HSD Suction tank-2710 line upper (I/V Gland)	2602	16 Inch	Valve	0	0	0	0	0	0
2603	18-02-2026	Tank-2710 (Ground) HSD Suction tank-2710 line upper (I/V U/S Flange)	2603	"	Flange	0	0	0	0	0	0
2604	18-02-2026	Tank-2710 (Ground) HSD Suction tank-2710 line upper (I/V D/S Flange)	2604	"	Flange	0	0	0	0	0	0
2605	18-02-2026	Tank-2710 (Ground) HSD Suction tank-2710 line upper (I/V Flange (Bonnet)	2605	"	Flange	0	0	0	0	0	0
2606	18-02-2026	Tank-2710 (Ground) HSD Suction tank-2710 line lower (I/V Gland)	2606	"	Valve	0	0	0	0	0	0
2607	18-02-2026	Tank-2710 (Ground) HSD Suction tank-2710 line lower (I/V U/S Flange)	2607	"	Flange	0	0	0	0	0	0
2608	18-02-2026	Tank-2710 (Ground) HSD Suction tank-2710 line lower (I/V D/S Flange)	2608	"	Flange	0	0	0	0	0	0
2609	18-02-2026	Tank-2710 (Ground) HSD Suction tank-2710 line lower (I/V Flange (Bonnet)	2609	"	Flange	0	0	0	0	0	0
2610	18-02-2026	Tank-2704 (Ground) In/Out line Upper(I/V Gland)	2610	14 Inch	Valve	37.5	0.000089	0.002137	37.5	0.000089	0.002137
2611	18-02-2026	Tank-2704 (Ground) In/Out line Upper(I/V U/S Flange)	2611	"	Flange	0	0	0	0	0	0
2612	18-02-2026	Tank-2704 (Ground) In/Out line Upper(I/V D/S Flange)	2612	"	Flange	0	0	0	0	0	0
2613	18-02-2026	Tank-2704 (Ground) In/Out line Upper(I/V Flange (Bonnet)	2613	"	Flange	0	0	0	0	0	0
2614	18-02-2026	Tank-2704 (Ground) In/Out line lower (I/V Gland)	2614	8 Inch	Valve	78.3	0.000143	0.003428	78.3	0.000143	0.003428
2615	18-02-2026	Tank-2704 (Ground) In/Out line lower (I/V U/S Flange)	2615	"	Flange	0	0	0	0	0	0
2616	18-02-2026	Tank-2704 (Ground) In/Out line lower (I/V D/S Flange)	2616	"	Flange	0	0	0	0	0	0
2617	18-02-2026	Tank-2704 (Ground) In/Out line lower (I/V Flange (Bonnet)	2617	"	Flange	0	0	0	0	0	0
2618	18-02-2026	Tank-2706 (Ground) In/Out line Upper(I/V Gland)	2618	14 Inch	Valve	0	0	0	0	0	0
2619	18-02-2026	Tank-2706 (Ground) In/Out line Upper(I/V U/S Flange)	2619	"	Flange	0	0	0	0	0	0
2620	18-02-2026	Tank-2706 (Ground) In/Out line Upper(I/V D/S Flange)	2620	"	Flange	0	0	0	0	0	0
2621	18-02-2026	Tank-2706 (Ground) In/Out line Upper(I/V Flange (Bonnet)	2621	"	Flange	0	0	0	0	0	0
2622	18-02-2026	Tank-2706 (Ground) In/Out line lower (I/V Gland)	2622	8 Inch	Valve	89.2	0.000155	0.003727	89.2	0.000155	0.003727
2623	18-02-2026	Tank-2706 (Ground) In/Out line lower (I/V U/S Flange)	2623	"	Flange	0	0	0	0	0	0
2624	18-02-2026	Tank-2706 (Ground) In/Out line lower (I/V D/S Flange)	2624	"	Flange	0	0	0	0	0	0
2625	18-02-2026	Tank-2706 (Ground) In/Out line lower (I/V Flange (Bonnet)	2625	"	Flange	0	0	0	0	0	0
2626	18-02-2026	Tank-2701 (Ground) In/Out line Upper(I/V Gland)	2626	14 Inch	Valve	0	0	0	0	0	0
2627	18-02-2026	Tank-2701 (Ground) In/Out line Upper(I/V U/S Flange)	2627	"	Flange	0	0	0	0	0	0
2628	18-02-2026	Tank-2701 (Ground) In/Out line Upper(I/V D/S Flange)	2628	"	Flange	0	0	0	0	0	0
2629	18-02-2026	Tank-2701 (Ground) In/Out line Upper(I/V Flange (Bonnet)	2629	"	Flange	0	0	0	0	0	0
2630	18-02-2026	Tank-2701 (Ground) In/Out line lower (I/V Gland)	2630	"	Valve	123.9	0.000192	0.004602	123.9	0.000192	0.004602
2631	18-02-2026	Tank-2701 (Ground) In/Out line lower (I/V U/S Flange)	2631	"	Flange	0	0	0	0	0	0
2632	18-02-2026	Tank-2701 (Ground) In/Out line lower (I/V D/S Flange)	2632	"	Flange	0	0	0	0	0	0
2633	18-02-2026	Tank-2701 (Ground) In/Out line lower (I/V Flange (Bonnet)	2633	"	Flange	0	0	0	0	0	0

Sr.No.	Date	Location	Tag No.	Line Size	Componenet Type	Screening Value (PPM) before Repair	Emission Kg/Hr	Emission Kg/day	Screening Value (PPM) afterRepair	Emission Kg/Hr	Emission Kg/day
2634	18-02-2026	HSRN R/D Tank - 1728 line 1st/south (I/V Gland)	2634	4 Inch	Valve	0	0	0	0	0	0
2635	18-02-2026	HSRN R/D Tank - 1728 line 1st/south (I/V U/S Flange)	2635	"	Flange	0	0	0	0	0	0
2636	18-02-2026	HSRN R/D Tank - 1728 line 1st/south (I/V D/S Flange)	2636	"	Flange	0	0	0	0	0	0
2637	18-02-2026	HSRN R/D Tank - 1728 line 1st/south (I/V Flange (Bonnet)	2637	"	Flange	0	0	0	0	0	0
2638	18-02-2026	HSRN R/D Tank - 1728 line 2nd/middle (I/V Gland)	2638	"	Valve	0	0	0	0	0	0
2639	18-02-2026	HSRN R/D Tank - 1728 line 2nd/middle (I/V U/S Flange)	2639	"	Flange	0	0	0	0	0	0
2640	18-02-2026	HSRN R/D Tank - 1728 line 2nd/middle (I/V D/S Flange)	2640	"	Flange	0	0	0	0	0	0
2641	18-02-2026	HSRN R/D Tank - 1728 line 2nd/middle (I/V Flange (Bonnet)	2641	"	Flange	0	0	0	0	0	0
2642	18-02-2026	HSRN R/D Tank - 1728 line 3rd/north (I/V Gland)	2642	"	Valve	1353	0.000890	0.021356	1353	0.000890	0.021356
2643	18-02-2026	HSRN R/D Tank - 1728 line 3rd/north (I/V U/S Flange)	2643	"	Flange	0	0	0	0	0	0
2644	18-02-2026	HSRN R/D Tank - 1728 line 3rd/north (I/V D/S Flange)	2644	"	Flange	0	0	0	0	0	0
2645	18-02-2026	HSRN R/D Tank - 1728 line 3rd/north (I/V Flange (Bonnet)	2645	"	Flange	0	0	0	0	0	0
2646	18-02-2026	HSRN R/D line 1st/south (I/V Gland)	2646	3 Inch	Valve	0	0	0	0	0	0
2647	18-02-2026	HSRN R/D line 1st/south (I/V U/S Flange)	2647	"	Flange	0	0	0	0	0	0
2648	18-02-2026	HSRN R/D line 1st/south (I/V D/S Flange)	2648	"	Flange	0	0	0	0	0	0
2649	18-02-2026	HSRN R/D line 1st/south (I/V Flange (Bonnet)	2649	"	Flange	0	0	0	0	0	0
2650	18-02-2026	HSRN R/D line 2nd/middle (I/V Gland)	2650	"	Valve	0	0	0	0	0	0
2651	18-02-2026	HSRN R/D line 2nd/middle (I/V U/S Flange)	2651	"	Flange	0	0	0	0	0	0
2652	18-02-2026	HSRN R/D line 2nd/middle (I/V D/S Flange)	2652	"	Flange	0	0	0	0	0	0
2653	18-02-2026	HSRN R/D line 2nd/middle (I/V Flange (Bonnet)	2653	"	Flange	0	0	0	0	0	0
2654	18-02-2026	HSRN R/D line 3rd/north (I/V Gland)	2654	"	Valve	12802	0.003766	0.090386	12802	0.003766	0.090386
2655	18-02-2026	HSRN R/D line 3rd/north (I/V U/S Flange)	2655	"	Flange	0	0	0	0	0	0
2656	18-02-2026	HSRN R/D line 3rd/north (I/V D/S Flange)	2656	"	Flange	0	0	0	0	0	0
2657	18-02-2026	HSRN R/D line 3rd/north (I/V Flange (Bonnet)	2657	"	Flange	0	0	0	0	0	0

Sr.No.	Date	Location	Tag No.	Line Size	Componenet Type	Screening Value (PPM) before Repair	Emission Kg/Hr	Emission Kg/day	Screening Value (PPM) afterRepair	Emission Kg/Hr	Emission Kg/day
WLG											
1	19-02-2026	47-FV-1210 (C/V Gland)	1	3 Inch	Valve	202.8	0.000263	0.006315	202.8	0.000263	0.006315
2	19-02-2026	47-FV-1210 (C/V U/S Flange)	2	"	Flange	0	0	0	0	0	0
3	19-02-2026	47-FV-1210 (C/V D/S Flange)	3	"	Flange	0	0	0	0	0	0
4	19-02-2026	47-FV-1210 (C/V Flange (Bonnet)	4	"	Flange	0	0	0	0	0	0
5	19-02-2026	47-FV-1210 U/S line (I/V Gland)	5	4 Inch	Valve	187.3	0.000250	0.006001	187.3	0.000250	0.006001
6	19-02-2026	47-FV-1210 U/S line (I/V U/S Flange)	6	"	Flange	0	0	0	0	0	0
7	19-02-2026	47-FV-1210 U/S line (I/V D/S Flange)	7	"	Flange	0	0	0	0	0	0
8	19-02-2026	47-FV-1210 U/S line (I/V Flange (Bonnet)	8	"	Flange	0	0	0	0	0	0
9	19-02-2026	47-FV-1210 D/S line (I/V Gland)	9	"	Valve	0	0	0	0	0	0
10	19-02-2026	47-FV-1210 D/S line (I/V U/S Flange)	10	"	Flange	0	0	0	0	0	0
11	19-02-2026	47-FV-1210 D/S line (I/V D/S Flange)	11	"	Flange	0	0	0	0	0	0
12	19-02-2026	47-FV-1210 D/S line (I/V Flange (Bonnet)	12	"	Flange	0	0	0	0	0	0
13	19-02-2026	47-FV-1210 Bypass line (I/V Gland)	13	"	Valve	0	0	0	0	0	0
14	19-02-2026	47-FV-1210 Bypass line (I/V U/S Flange)	14	"	Flange	0	0	0	0	0	0
15	19-02-2026	47-FV-1210 Bypass line (I/V D/S Flange)	15	"	Flange	0	0	0	0	0	0
16	19-02-2026	47-FV-1210 Bypass line (I/V Flange (Bonnet)	16	"	Flange	0	0	0	0	0	0
17	19-02-2026	47-FV-1210 Drain line (I/V Gland)	17	0.5 Inch	Valve	0	0	0	0	0	0
18	19-02-2026	47-FV-1210 Drain line (I/V Flange (Bonnet)	18	"	Flange	0	0	0	0	0	0
19	19-02-2026	47-FV-1210 Drain line (End Flange)	19	"	Flange	0	0	0	0	0	0
20	19-02-2026	47-P-25B Suction line (I/V Gland)	20	6 Inch	Valve	42.8	0.000097	0.002326	42.8	0.000097	0.002326
21	19-02-2026	47-P-25B Suction line (I/V U/S Flange)	21	"	Flange	0	0	0	0	0	0
22	19-02-2026	47-P-25B Suction line (I/V D/S Flange)	22	"	Flange	0	0	0	0	0	0
23	19-02-2026	47-P-25B Suction line (I/V Flange (Bonnet)	23	"	Flange	0	0	0	0	0	0
24	19-02-2026	47-P-25B Discharge line (I/V Gland)	24	3 Inch	Valve	234.6	0.000289	0.006934	234.6	0.000289	0.006934
25	19-02-2026	47-P-25B Discharge line (I/V U/S Flange)	25	"	Flange	0	0	0	0	0	0
26	19-02-2026	47-P-25B Discharge line (I/V D/S Flange)	26	"	Flange	0	0	0	0	0	0
27	19-02-2026	47-P-25B Discharge line (I/V Flange (Bonnet)	27	"	Flange	0	0	0	0	0	0
28	19-02-2026	47-P-25B Discharge line (NRVTop Flange)	28	"	Flange	0	0	0	0	0	0
29	19-02-2026	47-P-25B Discharge line (NRV U/S Flange)	29	"	Flange	0	0	0	0	0	0
30	19-02-2026	47-P-25B Discharge line (NRV D/S Flange)	30	"	Flange	0	0	0	0	0	0
31	19-02-2026	47-P-25B Discharge line To M.S line (I/V Gland)	31	"	Valve	0	0	0	0	0	0
32	19-02-2026	47-P-25B Discharge line To M.S line (I/V U/S Flange)	32	"	Flange	0	0	0	0	0	0
33	19-02-2026	47-P-25B Discharge line To M.S line (I/V D/S Flange)	33	"	Flange	0	0	0	0	0	0
34	19-02-2026	47-P-25B Discharge line To M.S line (I/V Flange (Bonnet)	34	"	Flange	0	0	0	0	0	0
35	19-02-2026	47-P-25B Discharge line To ABABDONED line (I/V Gland)	35	2 Inch	Valve	0	0	0	0	0	0
36	19-02-2026	47-P-25B Discharge line To ABABDONED line (I/V U/S Flange)	36	"	Flange	0	0	0	0	0	0
37	19-02-2026	47-P-25B Discharge line To ABABDONED line (I/V D/S Flange)	37	"	Flange	0	0	0	0	0	0
38	19-02-2026	47-P-25B Discharge line To ABABDONED line (I/V Flange (Bonnet)	38	"	Flange	0	0	0	0	0	0
39	19-02-2026	47-P-25B Discharge line TO M.S/ABANDONED Common line (I/V Gland)	39	3 Inch	Valve	983.9	0.000725	0.017406	983.9	0.000725	0.017406

Sr.No.	Date	Location	Tag No.	Line Size	Componenet Type	Screening Value (PPM) before Repair	Emission Kg/Hr	Emission Kg/day	Screening Value (PPM) afterRepair	Emission Kg/Hr	Emission Kg/day
40	19-02-2026	47-P-25B Discharge line TO M.S/ABANDONED Common line (I/V U/S Flange)	40	"	Flange	0	0	0	0	0	0
41	19-02-2026	47-P-25B Discharge line TO M.S/ABANDONED Common line (I/V D/S Flange)	41	"	Flange	0	0	0	0	0	0
42	19-02-2026	47-P-25B Discharge line TO M.S/ABANDONED Common line (I/V Flange (Bonnet)	42	"	Flange	0	0	0	0	0	0
43	19-02-2026	47-P-25B Discharge line To M.S T/L Loading line (I/V Gland)	43	"	Valve	0	0	0	0	0	0
44	19-02-2026	47-P-25B Discharge line To M.S T/L Loading line (I/V U/S Flange)	44	"	Flange	0	0	0	0	0	0
45	19-02-2026	47-P-25B Discharge line To M.S T/L Loading line (I/V D/S Flange)	45	"	Flange	0	0	0	0	0	0
46	19-02-2026	47-P-25B Discharge line To M.S T/L Loading line (I/V Flange (Bonnet)	46	"	Flange	0	0	0	0	0	0
47	19-02-2026	47-P-25A Suction line (I/V Gland)	47	6 Inch	Valve	22.7	0.000065	0.001548	22.7	0.000065	0.001548
48	19-02-2026	47-P-25A Suction line (I/V U/S Flange)	48	"	Flange	0	0	0	0	0	0
49	19-02-2026	47-P-25A Suction line (I/V D/S Flange)	49	"	Flange	0	0	0	0	0	0
50	19-02-2026	47-P-25A Suction line (I/V Flange (Bonnet)	50	"	Flange	0	0	0	0	0	0
51	19-02-2026	47-P-25A Discharge line (I/V Gland)	51	3 Inch	Valve	495	0.000467	0.011199	495	0.000467	0.011199
52	19-02-2026	47-P-25A Discharge line (I/V U/S Flange)	52	"	Flange	0	0	0	0	0	0
53	19-02-2026	47-P-25A Discharge line (I/V D/S Flange)	53	"	Flange	0	0	0	0	0	0
54	19-02-2026	47-P-25A Discharge line (I/V Flange (Bonnet)	54	"	Flange	0	0	0	0	0	0
55	19-02-2026	47-P-25A Discharge line (NRV Top Flange)	55	"	Flange	0	0	0	0	0	0
56	19-02-2026	47-P-25A Discharge line (NRV U/S Flange)	56	"	Flange	0	0	0	0	0	0
57	19-02-2026	47-P-25A Discharge line (NRV D/S Flange)	57	"	Flange	0	0	0	0	0	0
58	19-02-2026	47-P-25A Discharge line To M.S line (I/V Gland)	58	"	Valve	0	0	0	0	0	0
59	19-02-2026	47-P-25A Discharge line To M.S line (I/V U/S Flange)	59	"	Flange	0	0	0	0	0	0
60	19-02-2026	47-P-25A Discharge line To M.S line (I/V D/S Flange)	60	"	Flange	0	0	0	0	0	0
61	19-02-2026	47-P-25A Discharge line To M.S line (I/V Flange (Bonnet)	61	"	Flange	0	0	0	0	0	0
62	19-02-2026	47-P-25A T/L Discharge line (I/V Gland)	62	"	Valve	0	0	0	0	0	0
63	19-02-2026	47-P-25A T/L Discharge line (I/V U/S Flange)	63	"	Flange	0	0	0	0	0	0
64	19-02-2026	47-P-25A T/L Discharge line (I/V D/S Flange)	64	"	Flange	0	0	0	0	0	0
65	19-02-2026	47-P-25A T/L Discharge line (I/V Flange (Bonnet)	65	"	Flange	0	0	0	0	0	0
66	19-02-2026	47-P-26B Suction line (I/V Gland)	66	14 Inch	Valve	0	0	0	0	0	0
67	19-02-2026	47-P-26B Suction line (I/V U/S Flange)	67	"	Flange	0	0	0	0	0	0
68	19-02-2026	47-P-26B Suction line (I/V D/S Flange)	68	"	Flange	0	0	0	0	0	0
69	19-02-2026	47-P-26B Suction line (I/V Flange (Bonnet)	69	"	Flange	0	0	0	0	0	0
70	19-02-2026	47-P-26B Dicharge line To Jet mixing line (I/V Gland)	70	8 Inch	Valve	0	0	0	0	0	0
71	19-02-2026	47-P-26B Dicharge line To Jet mixing line (I/V U/S Flange)	71	"	Flange	0	0	0	0	0	0
72	19-02-2026	47-P-26B Dicharge line To Jet mixing line (I/V D/S Flange)	72	"	Flange	0	0	0	0	0	0
73	19-02-2026	47-P-26B Dicharge line To Jet mixing line (I/V Flange (Bonnet)	73	"	Flange	0	0	0	0	0	0
74	19-02-2026	47-P-26B Discharge line (NRV Top Flange)	74	"	Flange	0	0	0	0	0	0
75	19-02-2026	47-P-26B Discharge line (NRV U/S Flange)	75	"	Flange	0	0	0	0	0	0
76	19-02-2026	47-P-26B Discharge line (NRV D/S Flange)	76	"	Flange	0	0	0	0	0	0
77	19-02-2026	47-P-26B Dicharge line To Top Up TK-2702 line (I/V Gland)	77	6 Inch	Valve	482.5	0.000459	0.011016	482.5	0.000459	0.011016
78	19-02-2026	47-P-26B Dicharge line To Top Up TK-2702 line (I/V U/S Flange)	78	"	Flange	0	0	0	0	0	0
79	19-02-2026	47-P-26B Dicharge line To Top Up TK-2702 line (I/V D/S Flange)	79	"	Flange	0	0	0	0	0	0

Sr.No.	Date	Location	Tag No.	Line Size	Componenet Type	Screening Value (PPM) before Repair	Emission Kg/Hr	Emission Kg/day	Screening Value (PPM) afterRepair	Emission Kg/Hr	Emission Kg/day
80	19-02-2026	47-P-26B Dicharge line To Top Up TK-2702 line (I/V Flange (Bonnet)	80	"	Flange	0	0	0	0	0	0
81	19-02-2026	47-P-26B M.S Discharge For TLG/WLG line (I/V Gland)	81	8 Inch	Valve	0	0	0	0	0	0
82	19-02-2026	47-P-26B M.S Discharge For TLG/WLG line (I/V U/S Flange)	82	"	Flange	0	0	0	0	0	0
83	19-02-2026	47-P-26B M.S Discharge For TLG/WLG line (I/V D/S Flange)	83	"	Flange	0	0	0	0	0	0
84	19-02-2026	47-P-26B M.S Discharge For TLG/WLG line (I/V Flange (Bonnet)	84	"	Flange	0	0	0	0	0	0
85	19-02-2026	47-P-26A Suction line (I/V Gland)	85	14 Inch	Valve	48.6	0.000105	0.002524	48.6	0.000105	0.002524
86	19-02-2026	47-P-26A Suction line (I/V U/S Flange)	86	"	Flange	0	0	0	0	0	0
87	19-02-2026	47-P-26A Suction line (I/V D/S Flange)	87	"	Flange	0	0	0	0	0	0
88	19-02-2026	47-P-26A Suction line (I/V Flange (Bonnet)	88	"	Flange	0	0	0	0	0	0
89	19-02-2026	47-P-26A Dicharge line To Jet mixing line (I/V Gland)	89	8 Inch	Valve	69.2	0.000132	0.003166	69.2	0.000132	0.003166
90	19-02-2026	47-P-26A Dicharge line To Jet mixing line (I/V U/S Flange)	90	"	Flange	0	0	0	0	0	0
91	19-02-2026	47-P-26A Dicharge line To Jet mixing line (I/V D/S Flange)	91	"	Flange	0	0	0	0	0	0
92	19-02-2026	47-P-26A Dicharge line To Jet mixing line (I/V Flange (Bonnet)	92	"	Flange	0	0	0	0	0	0
93	19-02-2026	47-P-26A Discharge line (NRV Top Flange)	93	"	Flange	0	0	0	0	0	0
94	19-02-2026	47-P-26A Discharge line (NRV U/S Flange)	94	"	Flange	0	0	0	0	0	0
95	19-02-2026	47-P-26A Discharge line (NRV D/S Flange)	95	"	Flange	0	0	0	0	0	0
96	19-02-2026	47-P-26A M.S Discharge For TLG/WLG line (I/V Gland)	96	"	Valve	0	0	0	0	0	0
97	19-02-2026	47-P-26A M.S Discharge For TLG/WLG line (I/V U/S Flange)	97	"	Flange	0	0	0	0	0	0
98	19-02-2026	47-P-26A M.S Discharge For TLG/WLG line (I/V D/S Flange)	98	"	Flange	0	0	0	0	0	0
99	19-02-2026	47-P-26A M.S Discharge For TLG/WLG line (I/V Flange (Bonnet)	99	"	Flange	0	0	0	0	0	0
100	19-02-2026	47-P-26A Discharge line 1st/ To Tank line (I/V Gland)	100	3 Inch	Valve	0	0	0	0	0	0
101	19-02-2026	47-P-26A Discharge line 1st/ To Tank line (I/V U/S Flange)	101	"	Flange	0	0	0	0	0	0
102	19-02-2026	47-P-26A Discharge line 1st/ To Tank line (I/V D/S Flange)	102	"	Flange	0	0	0	0	0	0
103	19-02-2026	47-P-26A Discharge line 1st/ To Tank line (I/V Flange (Bonnet)	103	"	Flange	0	0	0	0	0	0
104	19-02-2026	47-P-107A Suction line (I/V Gland)	104	6 Inch	Valve	0	0	0	0	0	0
105	19-02-2026	47-P-107A Suction line (I/V U/S Flange)	105	"	Flange	0	0	0	0	0	0
106	19-02-2026	47-P-107A Suction line (I/V D/S Flange)	106	"	Flange	0	0	0	0	0	0
107	19-02-2026	47-P-107A Suction line (I/V Flange (Bonnet)	107	"	Flange	0	0	0	0	0	0
108	19-02-2026	47-P-107A Discharge line (I/V Gland)	108	3 Inch	Valve	0	0	0	0	0	0
109	19-02-2026	47-P-107A Discharge line (I/V U/S Flange)	109	"	Flange	0	0	0	0	0	0
110	19-02-2026	47-P-107A Discharge line (I/V D/S Flange)	110	"	Flange	0	0	0	0	0	0
111	19-02-2026	47-P-107A Discharge line (I/V Flange (Bonnet)	111	"	Flange	0	0	0	0	0	0
112	19-02-2026	47-P-107A Discharge line (NRV Top Flange)	112	"	Flange	0	0	0	0	0	0
113	19-02-2026	47-P-107A Discharge line (NRV U/S Flange)	113	"	Flange	0	0	0	0	0	0
114	19-02-2026	47-P-107A Discharge line (NRV D/S Flange)	114	"	Flange	0	0	0	0	0	0
115	19-02-2026	47-P-107B Suction line (I/V Gland)	115	6 Inch	Valve	0	0	0	0	0	0
116	19-02-2026	47-P-107B Suction line (I/V U/S Flange)	116	"	Flange	0	0	0	0	0	0
117	19-02-2026	47-P-107B Suction line (I/V D/S Flange)	117	"	Flange	0	0	0	0	0	0
118	19-02-2026	47-P-107B Suction line (I/V Flange (Bonnet)	118	"	Flange	0	0	0	0	0	0
119	19-02-2026	47-P-107B Discharge line (I/V Gland)	119	3 Inch	Valve	0	0	0	0	0	0

Sr.No.	Date	Location	Tag No.	Line Size	Componenet Type	Screening Value (PPM) before Repair	Emission Kg/Hr	Emission Kg/day	Screening Value (PPM) afterRepair	Emission Kg/Hr	Emission Kg/day
120	19-02-2026	47-P-107B Discharge line (I/V U/S Flange)	120	"	Flange	0	0	0	0	0	0
121	19-02-2026	47-P-107B Discharge line (I/V D/S Flange)	121	"	Flange	0	0	0	0	0	0
122	19-02-2026	47-P-107B Discharge line (I/V Flange (Bonnet)	122	"	Flange	0	0	0	0	0	0
123	19-02-2026	47-P-107B Discharge line (NRV Top Flange)	123	"	Flange	0	0	0	0	0	0
124	19-02-2026	47-P-107B Discharge line (NRV U/S Flange)	124	"	Flange	0	0	0	0	0	0
125	19-02-2026	47-P-107B Discharge line (NRV D/S Flange)	125	"	Flange	0	0	0	0	0	0
126	19-02-2026	47-P-106A Suction line (I/V Gland)	126	6 Inch	Valve	0	0	0	0	0	0
127	19-02-2026	47-P-106A Suction line (I/V U/S Flange)	127	"	Flange	0	0	0	0	0	0
128	19-02-2026	47-P-106A Suction line (I/V D/S Flange)	128	"	Flange	0	0	0	0	0	0
129	19-02-2026	47-P-106A Suction line (I/V Flange (Bonnet)	129	"	Flange	0	0	0	0	0	0
130	19-02-2026	47-P-106A Discharge line/M.S To MSQ line (I/V Gland)	130	4 Inch	Valve	0	0	0	0	0	0
131	19-02-2026	47-P-106A Discharge line/M.S To MSQ line (I/V U/S Flange)	131	"	Flange	0	0	0	0	0	0
132	19-02-2026	47-P-106A Discharge line/M.S To MSQ line (I/V D/S Flange)	132	"	Flange	0	0	0	0	0	0
133	19-02-2026	47-P-106A Discharge line/M.S To MSQ line (I/V Flange (Bonnet)	133	"	Flange	0	0	0	0	0	0
134	19-02-2026	47-P-106A Discharge line (NRV Top Flange)	134	"	Flange	0	0	0	0	0	0
135	19-02-2026	47-P-106A Discharge line (NRV U/S Flange)	135	"	Flange	0	0	0	0	0	0
136	19-02-2026	47-P-106A Discharge line (NRV D/S Flange)	136	"	Flange	0	0	0	0	0	0
137	19-02-2026	47-P-106A M.S To TLG line (I/V Gland)	137	"	Valve	0	0	0	0	0	0
138	19-02-2026	47-P-106A M.S To TLG line (I/V U/S Flange)	138	"	Flange	0	0	0	0	0	0
139	19-02-2026	47-P-106A M.S To TLG line (I/V D/S Flange)	139	"	Flange	0	0	0	0	0	0
140	19-02-2026	47-P-106A M.S To TLG line (I/V Flange (Bonnet)	140	"	Flange	0	0	0	0	0	0
141	19-02-2026	47-P-106B Suction line (I/V Gland)	141	6 Inch	Valve	0	0	0	0	0	0
142	19-02-2026	47-P-106B Suction line (I/V U/S Flange)	142	"	Flange	0	0	0	0	0	0
143	19-02-2026	47-P-106B Suction line (I/V D/S Flange)	143	"	Flange	0	0	0	0	0	0
144	19-02-2026	47-P-106B Suction line (I/V Flange (Bonnet)	144	"	Flange	0	0	0	0	0	0
145	19-02-2026	47-P-106B Discharge line/M.S To MSQ line (I/V Gland)	145	4 Inch	Valve	0	0	0	0	0	0
146	19-02-2026	47-P-106B Discharge line/M.S To MSQ line (I/V U/S Flange)	146	"	Flange	0	0	0	0	0	0
147	19-02-2026	47-P-106B Discharge line/M.S To MSQ line (I/V D/S Flange)	147	"	Flange	0	0	0	0	0	0
148	19-02-2026	47-P-106B Discharge line/M.S To MSQ line (I/V Flange (Bonnet)	148	"	Flange	0	0	0	0	0	0
149	19-02-2026	47-P-106B Discharge line (Top Flange)	149	"	Flange	0	0	0	0	0	0
150	19-02-2026	47-P-106B Discharge line (U/S Flange)	150	"	Flange	0	0	0	0	0	0
151	19-02-2026	47-P-106B Discharge line (D/S Flange)	151	"	Flange	0	0	0	0	0	0
152	19-02-2026	47-P-106B M.S To TLG line (I/V Gland)	152	"	Valve	0	0	0	0	0	0
153	19-02-2026	47-P-106B M.S To TLG line (I/V U/S Flange)	153	"	Flange	0	0	0	0	0	0
154	19-02-2026	47-P-106B M.S To TLG line (I/V D/S Flange)	154	"	Flange	0	0	0	0	0	0
155	19-02-2026	47-P-106B M.S To TLG line (I/V Flange (Bonnet)	155	"	Flange	0	0	0	0	0	0
156	19-02-2026	Before Basket Strainer (P#3) (I/V Gland)	156	8 Inch	Valve	0	0	0	0	0	0
157	19-02-2026	Before Basket Strainer (P#3) (I/V U/S Flange)	157	"	Flange	0	0	0	0	0	0
158	19-02-2026	Before Basket Strainer (P#3) (I/V D/S Flange)	158	"	Flange	0	0	0	0	0	0
159	19-02-2026	Before Basket Strainer (P#3) (I/V Flange (Bonnet)	159	"	Flange	0	0	0	0	0	0

Sr.No.	Date	Location	Tag No.	Line Size	Componenet Type	Screening Value (PPM) before Repair	Emission Kg/Hr	Emission Kg/day	Screening Value (PPM) afterRepair	Emission Kg/Hr	Emission Kg/day
160	19-02-2026	MS To TLG line upper I/V (Near North Basket Straniner/PH#3) (I/V Gland)	160	3 Inch	Valve	0	0	0	0	0	0
161	19-02-2026	MS To TLG line upper I/V (Near North Basket Straniner/PH#3) (I/V U/S Flange)	161	"	Flange	0	0	0	0	0	0
162	19-02-2026	MS To TLG line upper I/V (Near North Basket Straniner/PH#3) (I/V D/S Flange)	162	"	Flange	0	0	0	0	0	0
163	19-02-2026	MS To TLG line upper I/V (Near North Basket Straniner/PH#3) (I/V Flange (Bonnet)	163	"	Flange	0	0	0	0	0	0
164	19-02-2026	BTPN-1 MS/MRN line (B/V Gland)	164	3 Inch	Valve	0	0	0	0	0	0
165	19-02-2026	BTPN-1 MS/MRN line (B/V U/S Flange)	165	"	Flange	0	0	0	0	0	0
166	19-02-2026	BTPN-1 MS/MRN line (B/V D/S Flange)	166	"	Flange	0	0	0	0	0	0
167	19-02-2026	BTPN-1 SRN line (B/V Gland)	167	"	Valve	0	0	0	0	0	0
168	19-02-2026	BTPN-1 SRN line (B/V U/S Flange)	168	"	Flange	0	0	0	0	0	0
169	19-02-2026	BTPN-1 SRN line (B/V D/S Flange)	169	"	Flange	0	0	0	0	0	0
170	19-02-2026	BTPN-1 MS/MRN & SRN Common pipe line (Swivel Joint)	170	"	Joint	0	0	0	0	0	0
171	19-02-2026	BTPN-1 MS/MRN & SRN Common pipe line (Swivel U/S Flange)	171	"	Flange	0	0	0	0	0	0
172	19-02-2026	BTPN-1 MS/MRN & SRN Common pipe line (Swivel D/S Flange)	172	"	Flange	0	0	0	0	0	0
173	19-02-2026	BTPN-1 HSD line (B/V Gland)	173	"	Valve	0	0	0	0	0	0
174	19-02-2026	BTPN-1 HSD line (B/V U/S Flange)	174	"	Flange	0	0	0	0	0	0
175	19-02-2026	BTPN-1 HSD line (B/V D/S Flange)	175	"	Flange	0	0	0	0	0	0
176	19-02-2026	BTPN-1 SKO line (B/V Gland)	176	"	Valve	0	0	0	0	0	0
177	19-02-2026	BTPN-1 SKO line (B/V U/S Flange)	177	"	Flange	0	0	0	0	0	0
178	19-02-2026	BTPN-1 SKO line (B/V D/S Flange)	178	"	Flange	0	0	0	0	0	0
179	19-02-2026	BTPN-1 HSD/ SKO Common pipe line (Swivel Joint)	179	"	Joint	0	0	0	0	0	0
180	19-02-2026	BTPN-1 HSD/ SKO Common pipe line (Swivel U/S Flange)	180	"	Flange	0	0	0	0	0	0
181	19-02-2026	BTPN-1 HSD/ SKO Common pipe line (Swivel D/S Flange)	181	"	Flange	0	0	0	0	0	0
182	19-02-2026	BTPN-2 MS/MRN line (B/V Gland)	182	3 Inch	Valve	0	0	0	0	0	0
183	19-02-2026	BTPN-2 MS/MRN line (B/V U/S Flange)	183	"	Flange	0	0	0	0	0	0
184	19-02-2026	BTPN-2 MS/MRN line (B/V D/S Flange)	184	"	Flange	0	0	0	0	0	0
185	19-02-2026	BTPN-2 SRN line (B/V Gland)	185	"	Valve	0	0	0	0	0	0
186	19-02-2026	BTPN-2 SRN line (B/V U/S Flange)	186	"	Flange	0	0	0	0	0	0
187	19-02-2026	BTPN-2 SRN line (B/V D/S Flange)	187	"	Flange	0	0	0	0	0	0
188	19-02-2026	BTPN-2 MS/MRN & SRN Common pipe line (Swivel Joint)	188	"	Joint	0	0	0	0	0	0
189	19-02-2026	BTPN-2 MS/MRN & SRN Common pipe line (Swivel U/S Flange)	189	"	Flange	0	0	0	0	0	0
190	19-02-2026	BTPN-2 MS/MRN & SRN Common pipe line (Swivel D/S Flange)	190	"	Flange	0	0	0	0	0	0
191	19-02-2026	BTPN-2 HSD line (B/V Gland)	191	"	Valve	0	0	0	0	0	0
192	19-02-2026	BTPN-2 HSD line (B/V U/S Flange)	192	"	Flange	0	0	0	0	0	0
193	19-02-2026	BTPN-2 HSD line (B/V D/S Flange)	193	"	Flange	0	0	0	0	0	0
194	19-02-2026	BTPN-2 SKO line (B/V Gland)	194	"	Valve	0	0	0	0	0	0
195	19-02-2026	BTPN-2 SKO line (B/V U/S Flange)	195	"	Flange	0	0	0	0	0	0
196	19-02-2026	BTPN-2 SKO line (B/V D/S Flange)	196	"	Flange	0	0	0	0	0	0
197	19-02-2026	BTPN-2 HSD/ SKO Common pipe line (Swivel Joint)	197	"	Joint	0	0	0	0	0	0
198	19-02-2026	BTPN-2 HSD/ SKO Common pipe line (Swivel U/S Flange)	198	"	Flange	0	0	0	0	0	0
199	19-02-2026	BTPN-2 HSD/ SKO Common pipe line (Swivel D/S Flange)	199	"	Flange	0	0	0	0	0	0

Sr.No.	Date	Location	Tag No.	Line Size	Componenet Type	Screening Value (PPM) before Repair	Emission Kg/Hr	Emission Kg/day	Screening Value (PPM) afterRepair	Emission Kg/Hr	Emission Kg/day
200	19-02-2026	BTPN-2 HSD/ SKO Common pipe line valve passing	200	"	V/P	0	0	0	0	0	0
201	19-02-2026	BTPN-3 MS/MRN line (B/V Gland)	201	3 Inch	Valve	0	0	0	0	0	0
202	19-02-2026	BTPN-3 MS/MRN line (B/V U/S Flange)	202	"	Flange	0	0	0	0	0	0
203	19-02-2026	BTPN-3 MS/MRN line (B/V D/S Flange)	203	"	Flange	0	0	0	0	0	0
204	19-02-2026	BTPN-3 SRN line (B/V Gland)	204	"	Valve	0	0	0	0	0	0
205	19-02-2026	BTPN-3 SRN line (B/V U/S Flange)	205	"	Flange	0	0	0	0	0	0
206	19-02-2026	BTPN-3 SRN line (B/V D/S Flange)	206	"	Flange	0	0	0	0	0	0
207	19-02-2026	BTPN-3 MS/MRN & SRN Common pipe line (Swivel Joint)	207	"	Joint	0	0	0	0	0	0
208	19-02-2026	BTPN-3 MS/MRN & SRN Common pipe line (Swivel U/S Flange)	208	"	Flange	0	0	0	0	0	0
209	19-02-2026	BTPN-3 MS/MRN & SRN Common pipe line (Swivel D/S Flange)	209	"	Flange	0	0	0	0	0	0
210	19-02-2026	BTPN-3 HSD line (B/V Gland)	210	"	Valve	0	0	0	0	0	0
211	19-02-2026	BTPN-3 HSD line (B/V U/S Flange)	211	"	Flange	0	0	0	0	0	0
212	19-02-2026	BTPN-3 HSD line (B/V D/S Flange)	212	"	Flange	0	0	0	0	0	0
213	19-02-2026	BTPN-3 SKO line (B/V Gland)	213	"	Valve	0	0	0	0	0	0
214	19-02-2026	BTPN-3 SKO line (B/V U/S Flange)	214	"	Flange	0	0	0	0	0	0
215	19-02-2026	BTPN-3 SKO line (B/V D/S Flange)	215	"	Flange	0	0	0	0	0	0
216	19-02-2026	BTPN-3 HSD/ SKO Common pipe line (Swivel Joint)	216	"	Joint	0	0	0	0	0	0
217	19-02-2026	BTPN-3 HSD/ SKO Common pipe line (Swivel U/S Flange)	217	"	Flange	0	0	0	0	0	0
218	19-02-2026	BTPN-3 HSD/ SKO Common pipe line (Swivel D/S Flange)	218	"	Flange	0	0	0	0	0	0
219	19-02-2026	BTPN-3 HSD/ SKO Common pipe line valve passing	219	"	V/P	0	0	0	0	0	0
220	19-02-2026	BTPN-4 MS/MRN line (B/V Gland)	220	3 Inch	Valve	0	0	0	0	0	0
221	19-02-2026	BTPN-4 MS/MRN line (B/V U/S Flange)	221	"	Flange	0	0	0	0	0	0
222	19-02-2026	BTPN-4 MS/MRN line (B/V D/S Flange)	222	"	Flange	0	0	0	0	0	0
223	19-02-2026	BTPN-4 SRN line (B/V Gland)	223	"	Valve	0	0	0	0	0	0
224	19-02-2026	BTPN-4 SRN line (B/V U/S Flange)	224	"	Flange	0	0	0	0	0	0
225	19-02-2026	BTPN-4 SRN line (B/V D/S Flange)	225	"	Flange	0	0	0	0	0	0
226	19-02-2026	BTPN-4 MS/MRN & SRN Common pipe line (Swivel Joint)	226	"	Joint	0	0	0	0	0	0
227	19-02-2026	BTPN-4 MS/MRN & SRN Common pipe line (Swivel U/S Flange)	227	"	Flange	0	0	0	0	0	0
228	19-02-2026	BTPN-4 MS/MRN & SRN Common pipe line (Swivel D/S Flange)	228	"	Flange	0	0	0	0	0	0
229	19-02-2026	BTPN-4 HSD line (B/V Gland)	229	"	Valve	0	0	0	0	0	0
230	19-02-2026	BTPN-4 HSD line (B/V U/S Flange)	230	"	Flange	0	0	0	0	0	0
231	19-02-2026	BTPN-4 HSD line (B/V D/S Flange)	231	"	Flange	0	0	0	0	0	0
232	19-02-2026	BTPN-4 SKO line (B/V Gland)	232	"	Valve	0	0	0	0	0	0
233	19-02-2026	BTPN-4 SKO line (B/V U/S Flange)	233	"	Flange	0	0	0	0	0	0
234	19-02-2026	BTPN-4 SKO line (B/V D/S Flange)	234	"	Flange	0	0	0	0	0	0
235	19-02-2026	BTPN-4 HSD/ SKO Common pipe line (Swivel Joint)	235	"	Joint	0	0	0	0	0	0
236	19-02-2026	BTPN-4 HSD/ SKO Common pipe line (Swivel U/S Flange)	236	"	Flange	0	0	0	0	0	0
237	19-02-2026	BTPN-4 HSD/ SKO Common pipe line (Swivel D/S Flange)	237	"	Flange	0	0	0	0	0	0
238	19-02-2026	BTPN-5 MS/MRN line (B/V Gland)	238	3 Inch	Valve	0	0	0	0	0	0
239	19-02-2026	BTPN-5 MS/MRN line (B/V U/S Flange)	239	"	Flange	0	0	0	0	0	0

Sr.No.	Date	Location	Tag No.	Line Size	Componenet Type	Screening Value (PPM) before Repair	Emission Kg/Hr	Emission Kg/day	Screening Value (PPM) afterRepair	Emission Kg/Hr	Emission Kg/day
240	19-02-2026	BTPN-5 MS/MRN line (B/V D/S Flange)	240	"	Flange	0	0	0	0	0	0
241	19-02-2026	BTPN-5 SRN line (B/V Gland)	241	"	Valve	0	0	0	0	0	0
242	19-02-2026	BTPN-5 SRN line (B/V U/S Flange)	242	"	Flange	0	0	0	0	0	0
243	19-02-2026	BTPN-5 SRN line (B/V D/S Flange)	243	"	Flange	0	0	0	0	0	0
244	19-02-2026	BTPN-5 MS/MRN & SRN Common pipe line (Swivel Joint)	244	"	Joint	0	0	0	0	0	0
245	19-02-2026	BTPN-5 MS/MRN & SRN Common pipe line (Swivel U/S Flange)	245	"	Flange	0	0	0	0	0	0
246	19-02-2026	BTPN-5 MS/MRN & SRN Common pipe line (Swivel D/S Flange)	246	"	Flange	0	0	0	0	0	0
247	19-02-2026	BTPN-5 HSD line (B/V Gland)	247	"	Valve	0	0	0	0	0	0
248	19-02-2026	BTPN-5 HSD line (B/V U/S Flange)	248	"	Flange	0	0	0	0	0	0
249	19-02-2026	BTPN-5 HSD line (B/V D/S Flange)	249	"	Flange	0	0	0	0	0	0
250	19-02-2026	BTPN-5 SKO line (B/V Gland)	250	"	Valve	0	0	0	0	0	0
251	19-02-2026	BTPN-5 SKO line (B/V U/S Flange)	251	"	Flange	0	0	0	0	0	0
252	19-02-2026	BTPN-5 SKO line (B/V D/S Flange)	252	"	Flange	0	0	0	0	0	0
253	19-02-2026	BTPN-5 HSD/ SKO Common pipe line (Swivel Joint)	253	"	Joint	0	0	0	0	0	0
254	19-02-2026	BTPN-5 HSD/ SKO Common pipe line (Swivel U/S Flange)	254	"	Flange	0	0	0	0	0	0
255	19-02-2026	BTPN-5 HSD/ SKO Common pipe line (Swivel D/S Flange)	255	"	Flange	0	0	0	0	0	0
256	19-02-2026	BTPN-5 HSD/ SKO Common pipe line valve passing	256	"	V/P	0	0	0	0	0	0
257	19-02-2026	BTPN-6 MS/MRN line (B/V Gland)	257	3 Inch	Valve	0	0	0	0	0	0
258	19-02-2026	BTPN-6 MS/MRN line (B/V U/S Flange)	258	"	Flange	0	0	0	0	0	0
259	19-02-2026	BTPN-6 MS/MRN line (B/V D/S Flange)	259	"	Flange	0	0	0	0	0	0
260	19-02-2026	BTPN-6 SRN line (B/V Gland)	260	"	Valve	0	0	0	0	0	0
261	19-02-2026	BTPN-6 SRN line (B/V U/S Flange)	261	"	Flange	0	0	0	0	0	0
262	19-02-2026	BTPN-6 SRN line (B/V D/S Flange)	262	"	Flange	0	0	0	0	0	0
263	19-02-2026	BTPN-6 MS/MRN & SRN Common pipe line (Swivel Joint)	263	"	Joint	0	0	0	0	0	0
264	19-02-2026	BTPN-6 MS/MRN & SRN Common pipe line (Swivel U/S Flange)	264	"	Flange	0	0	0	0	0	0
265	19-02-2026	BTPN-6 MS/MRN & SRN Common pipe line (Swivel D/S Flange)	265	"	Flange	0	0	0	0	0	0
266	19-02-2026	BTPN-6 HSD line (B/V Gland)	266	"	Valve	0	0	0	0	0	0
267	19-02-2026	BTPN-6 HSD line (B/V U/S Flange)	267	"	Flange	0	0	0	0	0	0
268	19-02-2026	BTPN-6 HSD line (B/V D/S Flange)	268	"	Flange	0	0	0	0	0	0
269	19-02-2026	BTPN-6 SKO line (B/V Gland)	269	"	Valve	0	0	0	0	0	0
270	19-02-2026	BTPN-6 SKO line (B/V U/S Flange)	270	"	Flange	0	0	0	0	0	0
271	19-02-2026	BTPN-6 SKO line (B/V D/S Flange)	271	"	Flange	0	0	0	0	0	0
272	19-02-2026	BTPN-6 HSD/ SKO Common pipe line (Swivel Joint)	272	"	Joint	0	0	0	0	0	0
273	19-02-2026	BTPN-6 HSD/ SKO Common pipe line (Swivel U/S Flange)	273	"	Flange	0	0	0	0	0	0
274	19-02-2026	BTPN-6 HSD/ SKO Common pipe line (Swivel D/S Flange)	274	"	Flange	0	0	0	0	0	0
275	19-02-2026	BTPN-7 MS/MRN line (B/V Gland)	275	3 Inch	Valve	0	0	0	0	0	0
276	19-02-2026	BTPN-7 MS/MRN line (B/V U/S Flange)	276	"	Flange	0	0	0	0	0	0
277	19-02-2026	BTPN-7 MS/MRN line (B/V D/S Flange)	277	"	Flange	0	0	0	0	0	0
278	19-02-2026	BTPN-7 SRN line (B/V Gland)	278	"	Valve	0	0	0	0	0	0
279	19-02-2026	BTPN-7 SRN line (B/V U/S Flange)	279	"	Flange	0	0	0	0	0	0

Sr.No.	Date	Location	Tag No.	Line Size	Componenet Type	Screening Value (PPM) before Repair	Emission Kg/Hr	Emission Kg/day	Screening Value (PPM) afterRepair	Emission Kg/Hr	Emission Kg/day
280	19-02-2026	BTPN-7 SRN line (B/V D/S Flange)	280	"	Flange	0	0	0	0	0	0
281	19-02-2026	BTPN-7 MS/MRN & SRN Common pipe line (Swivel Joint)	281	"	Joint	0	0	0	0	0	0
282	19-02-2026	BTPN-7 MS/MRN & SRN Common pipe line (Swivel U/S Flange)	282	"	Flange	0	0	0	0	0	0
283	19-02-2026	BTPN-7 MS/MRN & SRN Common pipe line (Swivel D/S Flange)	283	"	Flange	0	0	0	0	0	0
284	19-02-2026	BTPN-7 HSD line (B/V Gland)	284	"	Valve	0	0	0	0	0	0
285	19-02-2026	BTPN-7 HSD line (B/V U/S Flange)	285	"	Flange	0	0	0	0	0	0
286	19-02-2026	BTPN-7 HSD line (B/V D/S Flange)	286	"	Flange	0	0	0	0	0	0
287	19-02-2026	BTPN-7 SKO line (B/V Gland)	287	"	Valve	0	0	0	0	0	0
288	19-02-2026	BTPN-7 SKO line (B/V U/S Flange)	288	"	Flange	0	0	0	0	0	0
289	19-02-2026	BTPN-7 SKO line (B/V D/S Flange)	289	"	Flange	0	0	0	0	0	0
290	19-02-2026	BTPN-7 HSD/ SKO Common pipe line (Swivel Joint)	290	"	Joint	0	0	0	0	0	0
291	19-02-2026	BTPN-7 HSD/ SKO Common pipe line (Swivel U/S Flange)	291	"	Flange	0	0	0	0	0	0
292	19-02-2026	BTPN-7 HSD/ SKO Common pipe line (Swivel D/S Flange)	292	"	Flange	0	0	0	0	0	0
293	19-02-2026	BTPN-8 MS/MRN line (B/V Gland)	293	3 Inch	Valve	0	0	0	0	0	0
294	19-02-2026	BTPN-8 MS/MRN line (B/V U/S Flange)	294	"	Flange	0	0	0	0	0	0
295	19-02-2026	BTPN-8 MS/MRN line (B/V D/S Flange)	295	"	Flange	725.3	0.000474	0.011374	725.3	0.000474	0.011374
296	19-02-2026	BTPN-8 SRN line (B/V Gland)	296	"	Valve	0	0	0	0	0	0
297	19-02-2026	BTPN-8 SRN line (B/V U/S Flange)	297	"	Flange	0	0	0	0	0	0
298	19-02-2026	BTPN-8 SRN line (B/V D/S Flange)	298	"	Flange	0	0	0	0	0	0
299	19-02-2026	BTPN-8 MS/MRN & SRN Common pipe line (Swivel Joint)	299	"	Joint	0	0	0	0	0	0
300	19-02-2026	BTPN-8 MS/MRN & SRN Common pipe line (Swivel U/S Flange)	300	"	Flange	0	0	0	0	0	0
301	19-02-2026	BTPN-8 MS/MRN & SRN Common pipe line (Swivel D/S Flange)	301	"	Flange	0	0	0	0	0	0
302	19-02-2026	BTPN-8 HSD line (B/V Gland)	302	"	Valve	0	0	0	0	0	0
303	19-02-2026	BTPN-8 HSD line (B/V U/S Flange)	303	"	Flange	0	0	0	0	0	0
304	19-02-2026	BTPN-8 HSD line (B/V D/S Flange)	304	"	Flange	0	0	0	0	0	0
305	19-02-2026	BTPN-8 SKO line (B/V Gland)	305	"	Valve	0	0	0	0	0	0
306	19-02-2026	BTPN-8 SKO line (B/V U/S Flange)	306	"	Flange	0	0	0	0	0	0
307	19-02-2026	BTPN-8 SKO line (B/V D/S Flange)	307	"	Flange	0	0	0	0	0	0
308	19-02-2026	BTPN-8 HSD/ SKO Common pipe line (Swivel Joint)	308	"	Joint	0	0	0	0	0	0
309	19-02-2026	BTPN-8 HSD/ SKO Common pipe line (Swivel U/S Flange)	309	"	Flange	0	0	0	0	0	0
310	19-02-2026	BTPN-8 HSD/ SKO Common pipe line (Swivel D/S Flange)	310	"	Flange	0	0	0	0	0	0
311	19-02-2026	BTPN-9 MS/MRN line (B/V Gland)	311	3 Inch	Valve	0	0	0	0	0	0
312	19-02-2026	BTPN-9 MS/MRN line (B/V U/S Flange)	312	"	Flange	0	0	0	0	0	0
313	19-02-2026	BTPN-9 MS/MRN line (B/V D/S Flange)	313	"	Flange	0	0	0	0	0	0
314	19-02-2026	BTPN-9 SRN line (B/V Gland)	314	"	Valve	0	0	0	0	0	0
315	19-02-2026	BTPN-9 SRN line (B/V U/S Flange)	315	"	Flange	0	0	0	0	0	0
316	19-02-2026	BTPN-9 SRN line (B/V D/S Flange)	316	"	Flange	0	0	0	0	0	0
317	19-02-2026	BTPN-9 MS/MRN & SRN Common pipe line (Swivel Joint)	317	"	Joint	0	0	0	0	0	0
318	19-02-2026	BTPN-9 MS/MRN & SRN Common pipe line (Swivel U/S Flange)	318	"	Flange	0	0	0	0	0	0
319	19-02-2026	BTPN-9 MS/MRN & SRN Common pipe line (Swivel D/S Flange)	319	"	Flange	0	0	0	0	0	0

Sr.No.	Date	Location	Tag No.	Line Size	Componenet Type	Screening Value (PPM) before Repair	Emission Kg/Hr	Emission Kg/day	Screening Value (PPM) afterRepair	Emission Kg/Hr	Emission Kg/day
320	19-02-2026	BTPN-9 HSD line (B/V Gland)	320	"	Valve	0	0	0	0	0	0
321	19-02-2026	BTPN-9 HSD line (B/V U/S Flange)	321	"	Flange	0	0	0	0	0	0
322	19-02-2026	BTPN-9 HSD line (B/V D/S Flange)	322	"	Flange	0	0	0	0	0	0
323	19-02-2026	BTPN-9 SKO line (B/V Gland)	323	"	Valve	0	0	0	0	0	0
324	19-02-2026	BTPN-9 SKO line (B/V U/S Flange)	324	"	Flange	0	0	0	0	0	0
325	19-02-2026	BTPN-9 SKO line (B/V D/S Flange)	325	"	Flange	0	0	0	0	0	0
326	19-02-2026	BTPN-9 HSD/ SKO Common pipe line (Swivel Joint)	326	"	Joint	0	0	0	0	0	0
327	19-02-2026	BTPN-9 HSD/ SKO Common pipe line (Swivel U/S Flange)	327	"	Flange	0	0	0	0	0	0
328	19-02-2026	BTPN-9 HSD/ SKO Common pipe line (Swivel D/S Flange)	328	"	Flange	0	0	0	0	0	0
329	19-02-2026	BTPN-10 MS/MRN line (B/V Gland)	329	3 Inch	Valve	0	0	0	0	0	0
330	19-02-2026	BTPN-10 MS/MRN line (B/V U/S Flange)	330	"	Flange	0	0	0	0	0	0
331	19-02-2026	BTPN-10 MS/MRN line (B/V D/S Flange)	331	"	Flange	0	0	0	0	0	0
332	19-02-2026	BTPN-10 SRN line (B/V Gland)	332	"	Valve	0	0	0	0	0	0
333	19-02-2026	BTPN-10 SRN line (B/V U/S Flange)	333	"	Flange	0	0	0	0	0	0
334	19-02-2026	BTPN-10 SRN line (B/V D/S Flange)	334	"	Flange	0	0	0	0	0	0
335	19-02-2026	BTPN-10 MS/MRN & SRN Common pipe line (Swivel Joint)	335	"	Joint	0	0	0	0	0	0
336	19-02-2026	BTPN-10 MS/MRN & SRN Common pipe line (Swivel U/S Flange)	336	"	Flange	0	0	0	0	0	0
337	19-02-2026	BTPN-10 MS/MRN & SRN Common pipe line (Swivel D/S Flange)	337	"	Flange	0	0	0	0	0	0
338	19-02-2026	BTPN-10 HSD line (B/V Gland)	338	"	Valve	0	0	0	0	0	0
339	19-02-2026	BTPN-10 HSD line (B/V U/S Flange)	339	"	Flange	0	0	0	0	0	0
340	19-02-2026	BTPN-10 HSD line (B/V D/S Flange)	340	"	Flange	0	0	0	0	0	0
341	19-02-2026	BTPN-10 SKO line (B/V Gland)	341	"	Valve	0	0	0	0	0	0
342	19-02-2026	BTPN-10 SKO line (B/V U/S Flange)	342	"	Flange	0	0	0	0	0	0
343	19-02-2026	BTPN-10 SKO line (B/V D/S Flange)	343	"	Flange	0	0	0	0	0	0
344	19-02-2026	BTPN-10 HSD/ SKO Common pipe line (Swivel Joint)	344	"	Joint	0	0	0	0	0	0
345	19-02-2026	BTPN-10 HSD/ SKO Common pipe line (Swivel U/S Flange)	345	"	Flange	0	0	0	0	0	0
346	19-02-2026	BTPN-10 HSD/ SKO Common pipe line (Swivel D/S Flange)	346	"	Flange	0	0	0	0	0	0
347	19-02-2026	BTPN-10 HSD/ SKO Common pipe line valve passing	347	"	V/P	0	0	0	0	0	0
348	19-02-2026	BTPN-11 MS/MRN line (B/V Gland)	348	3 Inch	Valve	0	0	0	0	0	0
349	19-02-2026	BTPN-11 MS/MRN line (B/V U/S Flange)	349	"	Flange	0	0	0	0	0	0
350	19-02-2026	BTPN-11 MS/MRN line (B/V D/S Flange)	350	"	Flange	0	0	0	0	0	0
351	19-02-2026	BTPN-11 SRN line (B/V Gland)	351	"	Valve	0	0	0	0	0	0
352	19-02-2026	BTPN-11 SRN line (B/V U/S Flange)	352	"	Flange	0	0	0	0	0	0
353	19-02-2026	BTPN-11 SRN line (B/V D/S Flange)	353	"	Flange	0	0	0	0	0	0
354	19-02-2026	BTPN-11 MS/MRN & SRN Common pipe line (Swivel Joint)	354	"	Joint	0	0	0	0	0	0
355	19-02-2026	BTPN-11 MS/MRN & SRN Common pipe line (Swivel U/S Flange)	355	"	Flange	0	0	0	0	0	0
356	19-02-2026	BTPN-11 MS/MRN & SRN Common pipe line (Swivel D/S Flange)	356	"	Flange	0	0	0	0	0	0
357	19-02-2026	BTPN-11 HSD line (B/V Gland)	357	"	Valve	0	0	0	0	0	0
358	19-02-2026	BTPN-11 HSD line (B/V U/S Flange)	358	"	Flange	0	0	0	0	0	0
359	19-02-2026	BTPN-11 HSD line (B/V D/S Flange)	359	"	Flange	0	0	0	0	0	0

Sr.No.	Date	Location	Tag No.	Line Size	Componenet Type	Screening Value (PPM) before Repair	Emission Kg/Hr	Emission Kg/day	Screening Value (PPM) afterRepair	Emission Kg/Hr	Emission Kg/day
360	19-02-2026	BTPN-11 SKO line (B/V Gland)	360	"	Valve	0	0	0	0	0	0
361	19-02-2026	BTPN-11 SKO line (B/V U/S Flange)	361	"	Flange	0	0	0	0	0	0
362	19-02-2026	BTPN-11 SKO line (B/V D/S Flange)	362	"	Flange	0	0	0	0	0	0
363	19-02-2026	BTPN-11 HSD/ SKO Common pipe line (Swivel Joint)	363	"	Joint	0	0	0	0	0	0
364	19-02-2026	BTPN-11 HSD/ SKO Common pipe line (Swivel U/S Flange)	364	"	Flange	0	0	0	0	0	0
365	19-02-2026	BTPN-11 HSD/ SKO Common pipe line (Swivel D/S Flange)	365	"	Flange	0	0	0	0	0	0
366	19-02-2026	BTPN-12 MS/MRN line (B/V Gland)	366	3 Inch	Valve	0	0	0	0	0	0
367	19-02-2026	BTPN-12 MS/MRN line (B/V U/S Flange)	367	"	Flange	0	0	0	0	0	0
368	19-02-2026	BTPN-12 MS/MRN line (B/V D/S Flange)	368	"	Flange	0	0	0	0	0	0
369	19-02-2026	BTPN-12 SRN line (B/V Gland)	369	"	Valve	0	0	0	0	0	0
370	19-02-2026	BTPN-12 SRN line (B/V U/S Flange)	370	"	Flange	0	0	0	0	0	0
371	19-02-2026	BTPN-12 SRN line (B/V D/S Flange)	371	"	Flange	0	0	0	0	0	0
372	19-02-2026	BTPN-12 MS/MRN & SRN Common pipe line (Swivel Joint)	372	"	Joint	0	0	0	0	0	0
373	19-02-2026	BTPN-12 MS/MRN & SRN Common pipe line (Swivel U/S Flange)	373	"	Flange	0	0	0	0	0	0
374	19-02-2026	BTPN-12 MS/MRN & SRN Common pipe line (Swivel D/S Flange)	374	"	Flange	0	0	0	0	0	0
375	19-02-2026	BTPN-12 HSD line (B/V Gland)	375	"	Valve	0	0	0	0	0	0
376	19-02-2026	BTPN-12 HSD line (B/V U/S Flange)	376	"	Flange	21.6	0.000395	0.009484	21.6	0.000395	0.009484
377	19-02-2026	BTPN-12 HSD line (B/V D/S Flange)	377	"	Flange	0	0	0	0	0	0
378	19-02-2026	BTPN-12 SKO line (B/V Gland)	378	"	Valve	0	0	0	0	0	0
379	19-02-2026	BTPN-12 SKO line (B/V U/S Flange)	379	"	Flange	0	0	0	0	0	0
380	19-02-2026	BTPN-12 SKO line (B/V D/S Flange)	380	"	Flange	0	0	0	0	0	0
381	19-02-2026	BTPN-12 HSD/ SKO Common pipe line (Swivel Joint)	381	"	Joint	0	0	0	0	0	0
382	19-02-2026	BTPN-12 HSD/ SKO Common pipe line (Swivel U/S Flange)	382	"	Flange	0	0	0	0	0	0
383	19-02-2026	BTPN-12 HSD/ SKO Common pipe line (Swivel D/S Flange)	383	"	Flange	0	0	0	0	0	0
384	19-02-2026	BTPN-12 HSD/ SKO Common pipe line valve passing	384	"	V/P	0	0	0	0	0	0
385	20-02-2026	BTPN-13 MS/MRN line (B/V Gland)	385	3 Inch	Valve	0	0	0	0	0	0
386	20-02-2026	BTPN-13 MS/MRN line (B/V U/S Flange)	386	"	Flange	0	0	0	0	0	0
387	20-02-2026	BTPN-13 MS/MRN line (B/V D/S Flange)	387	"	Flange	0	0	0	0	0	0
388	20-02-2026	BTPN-13 SRN line (B/V Gland)	388	"	Valve	0	0	0	0	0	0
389	20-02-2026	BTPN-13 SRN line (B/V U/S Flange)	389	"	Flange	0	0	0	0	0	0
390	20-02-2026	BTPN-13 SRN line (B/V D/S Flange)	390	"	Flange	0	0	0	0	0	0
391	20-02-2026	BTPN-13 MS/MRN & SRN Common pipe line (Swivel Joint)	391	"	Joint	0	0	0	0	0	0
392	20-02-2026	BTPN-13 MS/MRN & SRN Common pipe line (Swivel U/S Flange)	392	"	Flange	0	0	0	0	0	0
393	20-02-2026	BTPN-13 MS/MRN & SRN Common pipe line (Swivel D/S Flange)	393	"	Flange	0	0	0	0	0	0
394	20-02-2026	BTPN-13 HSD line (B/V Gland)	394	"	Valve	0	0	0	0	0	0
395	20-02-2026	BTPN-13 HSD line (B/V U/S Flange)	395	"	Flange	0	0	0	0	0	0
396	20-02-2026	BTPN-13 HSD line (B/V D/S Flange)	396	"	Flange	0	0	0	0	0	0
397	20-02-2026	BTPN-13 SKO line (B/V Gland)	397	"	Valve	0	0	0	0	0	0
398	20-02-2026	BTPN-13 SKO line (B/V U/S Flange)	398	"	Flange	0	0	0	0	0	0
399	20-02-2026	BTPN-13 SKO line (B/V D/S Flange)	399	"	Flange	0	0	0	0	0	0

Sr.No.	Date	Location	Tag No.	Line Size	Componenet Type	Screening Value (PPM) before Repair	Emission Kg/Hr	Emission Kg/day	Screening Value (PPM) afterRepair	Emission Kg/Hr	Emission Kg/day
400	20-02-2026	BTPN-13 HSD/ SKO Common pipe line (Swivel Joint)	400	"	Joint	0	0	0	0	0	0
401	20-02-2026	BTPN-13 HSD/ SKO Common pipe line (Swivel U/S Flange)	401	"	Flange	0	0	0	0	0	0
402	20-02-2026	BTPN-13 HSD/ SKO Common pipe line (Swivel D/S Flange)	402	"	Flange	0	0	0	0	0	0
403	20-02-2026	BTPN-14 MS/MRN line (B/V Gland)	403	3 Inch	Valve	0	0	0	0	0	0
404	20-02-2026	BTPN-14 MS/MRN line (B/V U/S Flange)	404	"	Flange	0	0	0	0	0	0
405	20-02-2026	BTPN-14 MS/MRN line (B/V D/S Flange)	405	"	Flange	0	0	0	0	0	0
406	20-02-2026	BTPN-14 SRN line (B/V Gland)	406	"	Valve	0	0	0	0	0	0
407	20-02-2026	BTPN-14 SRN line (B/V U/S Flange)	407	"	Flange	0	0	0	0	0	0
408	20-02-2026	BTPN-14 SRN line (B/V D/S Flange)	408	"	Flange	0	0	0	0	0	0
409	20-02-2026	BTPN-14 MS/MRN & SRN Common pipe line (Swivel Joint)	409	"	Joint	0	0	0	0	0	0
410	20-02-2026	BTPN-14 MS/MRN & SRN Common pipe line (Swivel U/S Flange)	410	"	Flange	0	0	0	0	0	0
411	20-02-2026	BTPN-14 MS/MRN & SRN Common pipe line (Swivel D/S Flange)	411	"	Flange	0	0	0	0	0	0
412	20-02-2026	BTPN-14 HSD line (B/V Gland)	412	"	Valve	0	0	0	0	0	0
413	20-02-2026	BTPN-14 HSD line (B/V U/S Flange)	413	"	Flange	0	0	0	0	0	0
414	20-02-2026	BTPN-14 HSD line (B/V D/S Flange)	414	"	Flange	0	0	0	0	0	0
415	20-02-2026	BTPN-14 SKO line (B/V Gland)	415	"	Valve	0	0	0	0	0	0
416	20-02-2026	BTPN-14 SKO line (B/V U/S Flange)	416	"	Flange	0	0	0	0	0	0
417	20-02-2026	BTPN-14 SKO line (B/V D/S Flange)	417	"	Flange	0	0	0	0	0	0
418	20-02-2026	BTPN-14 HSD/ SKO Common pipe line (Swivel Joint)	418	"	Joint	0	0	0	0	0	0
419	20-02-2026	BTPN-14 HSD/ SKO Common pipe line (Swivel U/S Flange)	419	"	Flange	0	0	0	0	0	0
420	20-02-2026	BTPN-14 HSD/ SKO Common pipe line (Swivel D/S Flange)	420	"	Flange	0	0	0	0	0	0
421	20-02-2026	BTPN-15 MS/MRN line (B/V Gland)	421	3 Inch	Valve	0	0	0	0	0	0
422	20-02-2026	BTPN-15 MS/MRN line (B/V U/S Flange)	422	"	Flange	0	0	0	0	0	0
423	20-02-2026	BTPN-15 MS/MRN line (B/V D/S Flange)	423	"	Flange	0	0	0	0	0	0
424	20-02-2026	BTPN-15 SRN line (B/V Gland)	424	"	Valve	0	0	0	0	0	0
425	20-02-2026	BTPN-15 SRN line (B/V U/S Flange)	425	"	Flange	0	0	0	0	0	0
426	20-02-2026	BTPN-15 SRN line (B/V D/S Flange)	426	"	Flange	0	0	0	0	0	0
427	20-02-2026	BTPN-15 MS/MRN & SRN Common pipe line (Swivel Joint)	427	"	Joint	0	0	0	0	0	0
428	20-02-2026	BTPN-15 MS/MRN & SRN Common pipe line (Swivel U/S Flange)	428	"	Flange	0	0	0	0	0	0
429	20-02-2026	BTPN-15 MS/MRN & SRN Common pipe line (Swivel D/S Flange)	429	"	Flange	0	0	0	0	0	0
430	20-02-2026	BTPN-15 HSD line (B/V Gland)	430	"	Valve	0	0	0	0	0	0
431	20-02-2026	BTPN-15 HSD line (B/V U/S Flange)	431	"	Flange	0	0	0	0	0	0
432	20-02-2026	BTPN-15 HSD line (B/V D/S Flange)	432	"	Flange	0	0	0	0	0	0
433	20-02-2026	BTPN-15 SKO line (B/V Gland)	433	"	Valve	0	0	0	0	0	0
434	20-02-2026	BTPN-15 SKO line (B/V U/S Flange)	434	"	Flange	0	0	0	0	0	0
435	20-02-2026	BTPN-15 SKO line (B/V D/S Flange)	435	"	Flange	0	0	0	0	0	0
436	20-02-2026	BTPN-15 HSD/ SKO Common pipe line (Swivel Joint)	436	"	Joint	0	0	0	0	0	0
437	20-02-2026	BTPN-15 HSD/ SKO Common pipe line (Swivel U/S Flange)	437	"	Flange	0	0	0	0	0	0
438	20-02-2026	BTPN-15 HSD/ SKO Common pipe line (Swivel D/S Flange)	438	"	Flange	0	0	0	0	0	0
439	20-02-2026	BTPN-15 HSD/ SKO Common pipe line valve passing	439	"	V/P	0	0	0	0	0	0

Sr.No.	Date	Location	Tag No.	Line Size	Componenet Type	Screening Value (PPM) before Repair	Emission Kg/Hr	Emission Kg/day	Screening Value (PPM) afterRepair	Emission Kg/Hr	Emission Kg/day
440	20-02-2026	BTPN-16 MS/MRN line (B/V Gland)	440	3 Inch	Valve	0	0	0	0	0	0
441	20-02-2026	BTPN-16 MS/MRN line (B/V U/S Flange)	441	"	Flange	0	0	0	0	0	0
442	20-02-2026	BTPN-16 MS/MRN line (B/V D/S Flange)	442	"	Flange	0	0	0	0	0	0
443	20-02-2026	BTPN-16 SRN line (B/V Gland)	443	"	Valve	18.2	0.000056	0.001343	18.2	0.000056	0.001343
444	20-02-2026	BTPN-16 SRN line (B/V U/S Flange)	444	"	Flange	0	0	0	0	0	0
445	20-02-2026	BTPN-16 SRN line (B/V D/S Flange)	445	"	Flange	0	0	0	0	0	0
446	20-02-2026	BTPN-16 MS/MRN & SRN Common pipe line (Swivel Joint)	446	"	Joint	0	0	0	0	0	0
447	20-02-2026	BTPN-16 MS/MRN & SRN Common pipe line (Swivel U/S Flange)	447	"	Flange	0	0	0	0	0	0
448	20-02-2026	BTPN-16 MS/MRN & SRN Common pipe line (Swivel D/S Flange)	448	"	Flange	0	0	0	0	0	0
449	20-02-2026	BTPN-16 HSD line (B/V Gland)	449	"	Valve	0	0	0	0	0	0
450	20-02-2026	BTPN-16 HSD line (B/V U/S Flange)	450	"	Flange	0	0	0	0	0	0
451	20-02-2026	BTPN-16 HSD line (B/V D/S Flange)	451	"	Flange	0	0	0	0	0	0
452	20-02-2026	BTPN-16 SKO line (B/V Gland)	452	"	Valve	0	0	0	0	0	0
453	20-02-2026	BTPN-16 SKO line (B/V U/S Flange)	453	"	Flange	0	0	0	0	0	0
454	20-02-2026	BTPN-16 SKO line (B/V D/S Flange)	454	"	Flange	0	0	0	0	0	0
455	20-02-2026	BTPN-16 HSD/ SKO Common pipe line (Swivel Joint)	455	"	Joint	0	0	0	0	0	0
456	20-02-2026	BTPN-16 HSD/ SKO Common pipe line (Swivel U/S Flange)	456	"	Flange	0	0	0	0	0	0
457	20-02-2026	BTPN-16 HSD/ SKO Common pipe line (Swivel D/S Flange)	457	"	Flange	0	0	0	0	0	0
458	20-02-2026	BTPN-17 MS/MRN line (B/V Gland)	458	3 Inch	Valve	0	0	0	0	0	0
459	20-02-2026	BTPN-17 MS/MRN line (B/V U/S Flange)	459	"	Flange	0	0	0	0	0	0
460	20-02-2026	BTPN-17 MS/MRN line (B/V D/S Flange)	460	"	Flange	0	0	0	0	0	0
461	20-02-2026	BTPN-17 SRN line (B/V Gland)	461	"	Valve	0	0	0	0	0	0
462	20-02-2026	BTPN-17 SRN line (B/V U/S Flange)	462	"	Flange	0	0	0	0	0	0
463	20-02-2026	BTPN-17 SRN line (B/V D/S Flange)	463	"	Flange	0	0	0	0	0	0
464	20-02-2026	BTPN-17 MS/MRN & SRN Common pipe line (Swivel Joint)	464	"	Joint	0	0	0	0	0	0
465	20-02-2026	BTPN-17 MS/MRN & SRN Common pipe line (Swivel U/S Flange)	465	"	Flange	0	0	0	0	0	0
466	20-02-2026	BTPN-17 MS/MRN & SRN Common pipe line (Swivel D/S Flange)	466	"	Flange	0	0	0	0	0	0
467	20-02-2026	BTPN-17 HSD line (B/V Gland)	467	"	Valve	0	0	0	0	0	0
468	20-02-2026	BTPN-17 HSD line (B/V U/S Flange)	468	"	Flange	0	0	0	0	0	0
469	20-02-2026	BTPN-17 HSD line (B/V D/S Flange)	469	"	Flange	0	0	0	0	0	0
470	20-02-2026	BTPN-17 SKO line (B/V Gland)	470	"	Valve	0	0	0	0	0	0
471	20-02-2026	BTPN-17 SKO line (B/V U/S Flange)	471	"	Flange	0	0	0	0	0	0
472	20-02-2026	BTPN-17 SKO line (B/V D/S Flange)	472	"	Flange	0	0	0	0	0	0
473	20-02-2026	BTPN-17 HSD/ SKO Common pipe line (Swivel Joint)	473	"	Joint	0	0	0	0	0	0
474	20-02-2026	BTPN-17 HSD/ SKO Common pipe line (Swivel U/S Flange)	474	"	Flange	0	0	0	0	0	0
475	20-02-2026	BTPN-17 HSD/ SKO Common pipe line (Swivel D/S Flange)	475	"	Flange	0	0	0	0	0	0
476	20-02-2026	BTPN-18 MS/MRN line (B/V Gland)	476	3 Inch	Valve	0	0	0	0	0	0
477	20-02-2026	BTPN-18 MS/MRN line (B/V U/S Flange)	477	"	Flange	0	0	0	0	0	0
478	20-02-2026	BTPN-18 MS/MRN line (B/V D/S Flange)	478	"	Flange	0	0	0	0	0	0
479	20-02-2026	BTPN-18 SRN line (B/V Gland)	479	"	Valve	0	0	0	0	0	0

Sr.No.	Date	Location	Tag No.	Line Size	Componenet Type	Screening Value (PPM) before Repair	Emission Kg/Hr	Emission Kg/day	Screening Value (PPM) afterRepair	Emission Kg/Hr	Emission Kg/day
480	20-02-2026	BTPN-18 SRN line (B/V U/S Flange)	480	"	Flange	0	0	0	0	0	0
481	20-02-2026	BTPN-18 SRN line (B/V D/S Flange)	481	"	Flange	0	0	0	0	0	0
482	20-02-2026	BTPN-18 MS/MRN & SRN Common pipe line (Swivel Joint)	482	"	Joint	0	0	0	0	0	0
483	20-02-2026	BTPN-18 MS/MRN & SRN Common pipe line (Swivel U/S Flange)	483	"	Flange	0	0	0	0	0	0
484	20-02-2026	BTPN-18 MS/MRN & SRN Common pipe line (Swivel D/S Flange)	484	"	Flange	0	0	0	0	0	0
485	20-02-2026	BTPN-18 HSD line (B/V Gland)	485	"	Valve	0	0	0	0	0	0
486	20-02-2026	BTPN-18 HSD line (B/V U/S Flange)	486	"	Flange	0	0	0	0	0	0
487	20-02-2026	BTPN-18 HSD line (B/V D/S Flange)	487	"	Flange	0	0	0	0	0	0
488	20-02-2026	BTPN-18 SKO line (B/V Gland)	488	"	Valve	0	0	0	0	0	0
489	20-02-2026	BTPN-18 SKO line (B/V U/S Flange)	489	"	Flange	0	0	0	0	0	0
490	20-02-2026	BTPN-18 SKO line (B/V D/S Flange)	490	"	Flange	0	0	0	0	0	0
491	20-02-2026	BTPN-18 HSD/ SKO Common pipe line (Swivel Joint)	491	"	Joint	0	0	0	0	0	0
492	20-02-2026	BTPN-18 HSD/ SKO Common pipe line (Swivel U/S Flange)	492	"	Flange	0	0	0	0	0	0
493	20-02-2026	BTPN-18 HSD/ SKO Common pipe line (Swivel D/S Flange)	493	"	Flange	0	0	0	0	0	0
494	20-02-2026	BTPN-19 MS/MRN line (B/V Gland)	494	3 Inch	Valve	0	0	0	0	0	0
495	20-02-2026	BTPN-19 MS/MRN line (B/V U/S Flange)	495	"	Flange	0	0	0	0	0	0
496	20-02-2026	BTPN-19 MS/MRN line (B/V D/S Flange)	496	"	Flange	0	0	0	0	0	0
497	20-02-2026	BTPN-19 SRN line (B/V Gland)	497	"	Valve	0	0	0	0	0	0
498	20-02-2026	BTPN-19 SRN line (B/V U/S Flange)	498	"	Flange	0	0	0	0	0	0
499	20-02-2026	BTPN-19 SRN line (B/V D/S Flange)	499	"	Flange	0	0	0	0	0	0
500	20-02-2026	BTPN-19 MS/MRN & SRN Common pipe line (Swivel Joint)	500	"	Joint	0	0	0	0	0	0
501	20-02-2026	BTPN-19 MS/MRN & SRN Common pipe line (Swivel U/S Flange)	501	"	Flange	0	0	0	0	0	0
502	20-02-2026	BTPN-19 MS/MRN & SRN Common pipe line (Swivel D/S Flange)	502	"	Flange	0	0	0	0	0	0
503	20-02-2026	BTPN-19 HSD line (B/V Gland)	503	"	Valve	0	0	0	0	0	0
504	20-02-2026	BTPN-19 HSD line (B/V U/S Flange)	504	"	Flange	0	0	0	0	0	0
505	20-02-2026	BTPN-19 HSD line (B/V D/S Flange)	505	"	Flange	0	0	0	0	0	0
506	20-02-2026	BTPN-19 SKO line (B/V Gland)	506	"	Valve	0	0	0	0	0	0
507	20-02-2026	BTPN-19 SKO line (B/V U/S Flange)	507	"	Flange	0	0	0	0	0	0
508	20-02-2026	BTPN-19 SKO line (B/V D/S Flange)	508	"	Flange	0	0	0	0	0	0
509	20-02-2026	BTPN-19 HSD/ SKO Common pipe line (Swivel Joint)	509	"	Joint	0	0	0	0	0	0
510	20-02-2026	BTPN-19 HSD/ SKO Common pipe line (Swivel U/S Flange)	510	"	Flange	0	0	0	0	0	0
511	20-02-2026	BTPN-19 HSD/ SKO Common pipe line (Swivel D/S Flange)	511	"	Flange	0	0	0	0	0	0
512	20-02-2026	BTPN-20 MS/MRN line (B/V Gland)	512	3 Inch	Valve	0	0	0	0	0	0
513	20-02-2026	BTPN-20 MS/MRN line (B/V U/S Flange)	513	"	Flange	0	0	0	0	0	0
514	20-02-2026	BTPN-20 MS/MRN line (B/V D/S Flange)	514	"	Flange	0	0	0	0	0	0
515	20-02-2026	BTPN-20 SRN line (B/V Gland)	515	"	Valve	0	0	0	0	0	0
516	20-02-2026	BTPN-20 SRN line (B/V U/S Flange)	516	"	Flange	0	0	0	0	0	0
517	20-02-2026	BTPN-20 SRN line (B/V D/S Flange)	517	"	Flange	0	0	0	0	0	0
518	20-02-2026	BTPN-20 MS/MRN & SRN Common pipe line (Swivel Joint)	518	"	Joint	0	0	0	0	0	0
519	20-02-2026	BTPN-20 MS/MRN & SRN Common pipe line (Swivel U/S Flange)	519	"	Flange	0	0	0	0	0	0

Sr.No.	Date	Location	Tag No.	Line Size	Componenet Type	Screening Value (PPM) before Repair	Emission Kg/Hr	Emission Kg/day	Screening Value (PPM) afterRepair	Emission Kg/Hr	Emission Kg/day
520	20-02-2026	BTPN-20 MS/MRN & SRN Common pipe line (Swivel D/S Flange)	520	"	Flange	0	0	0	0	0	0
521	20-02-2026	BTPN-20 HSD line (B/V Gland)	521	"	Valve	0	0	0	0	0	0
522	20-02-2026	BTPN-20 HSD line (B/V U/S Flange)	522	"	Flange	0	0	0	0	0	0
523	20-02-2026	BTPN-20 HSD line (B/V D/S Flange)	523	"	Flange	0	0	0	0	0	0
524	20-02-2026	BTPN-20 SKO line (B/V Gland)	524	"	Valve	0	0	0	0	0	0
525	20-02-2026	BTPN-20 SKO line (B/V U/S Flange)	525	"	Flange	0	0	0	0	0	0
526	20-02-2026	BTPN-20 SKO line (B/V D/S Flange)	526	"	Flange	0	0	0	0	0	0
527	20-02-2026	BTPN-20 HSD/ SKO Common pipe line (Swivel Joint)	527	"	Joint	0	0	0	0	0	0
528	20-02-2026	BTPN-20 HSD/ SKO Common pipe line (Swivel U/S Flange)	528	"	Flange	0	0	0	0	0	0
529	20-02-2026	BTPN-20 HSD/ SKO Common pipe line (Swivel D/S Flange)	529	"	Flange	0	0	0	0	0	0
530	20-02-2026	BTPN-21 MS/MRN line (B/V Gland)	530	3 Inch	Valve	0	0	0	0	0	0
531	20-02-2026	BTPN-21 MS/MRN line (B/V U/S Flange)	531	"	Flange	0	0	0	0	0	0
532	20-02-2026	BTPN-21 MS/MRN line (B/V D/S Flange)	532	"	Flange	0	0	0	0	0	0
533	20-02-2026	BTPN-21 SRN line (B/V Gland)	533	"	Valve	0	0	0	0	0	0
534	20-02-2026	BTPN-21 SRN line (B/V U/S Flange)	534	"	Flange	0	0	0	0	0	0
535	20-02-2026	BTPN-21 SRN line (B/V D/S Flange)	535	"	Flange	0	0	0	0	0	0
536	20-02-2026	BTPN-21 MS/MRN & SRN Common pipe line (Swivel Joint)	536	"	Joint	0	0	0	0	0	0
537	20-02-2026	BTPN-21 MS/MRN & SRN Common pipe line (Swivel U/S Flange)	537	"	Flange	0	0	0	0	0	0
538	20-02-2026	BTPN-21 MS/MRN & SRN Common pipe line (Swivel D/S Flange)	538	"	Flange	0	0	0	0	0	0
539	20-02-2026	BTPN-21 HSD line (B/V Gland)	539	"	Valve	0	0	0	0	0	0
540	20-02-2026	BTPN-21 HSD line (B/V U/S Flange)	540	"	Flange	0	0	0	0	0	0
541	20-02-2026	BTPN-21 HSD line (B/V D/S Flange)	541	"	Flange	0	0	0	0	0	0
542	20-02-2026	BTPN-21 SKO line (B/V Gland)	542	"	Valve	0	0	0	0	0	0
543	20-02-2026	BTPN-21 SKO line (B/V U/S Flange)	543	"	Flange	0	0	0	0	0	0
544	20-02-2026	BTPN-21 SKO line (B/V D/S Flange)	544	"	Flange	0	0	0	0	0	0
545	20-02-2026	BTPN-21 HSD/ SKO Common pipe line (Swivel Joint)	545	"	Joint	0	0	0	0	0	0
546	20-02-2026	BTPN-21 HSD/ SKO Common pipe line (Swivel U/S Flange)	546	"	Flange	0	0	0	0	0	0
547	20-02-2026	BTPN-21 HSD/ SKO Common pipe line (Swivel D/S Flange)	547	"	Flange	0	0	0	0	0	0
548	20-02-2026	BTPN-21 HSD/ SKO Common pipe line valve passing	548	"	V/P	0	0	0	0	0	0
549	20-02-2026	BTPN-22 MS/MRN line (B/V Gland)	549	3 Inch	Valve	0	0	0	0	0	0
550	20-02-2026	BTPN-22 MS/MRN line (B/V U/S Flange)	550	"	Flange	0	0	0	0	0	0
551	20-02-2026	BTPN-22 MS/MRN line (B/V D/S Flange)	551	"	Flange	0	0	0	0	0	0
552	20-02-2026	BTPN-22 SRN line (B/V Gland)	552	"	Valve	0	0	0	0	0	0
553	20-02-2026	BTPN-22 SRN line (B/V U/S Flange)	553	"	Flange	0	0	0	0	0	0
554	20-02-2026	BTPN-22 SRN line (B/V D/S Flange)	554	"	Flange	0	0	0	0	0	0
555	20-02-2026	BTPN-22 MS/MRN & SRN Common pipe line (Swivel Joint)	555	"	Joint	0	0	0	0	0	0
556	20-02-2026	BTPN-22 MS/MRN & SRN Common pipe line (Swivel U/S Flange)	556	"	Flange	0	0	0	0	0	0
557	20-02-2026	BTPN-22 MS/MRN & SRN Common pipe line (Swivel D/S Flange)	557	"	Flange	0	0	0	0	0	0
558	20-02-2026	BTPN-22 HSD line (B/V Gland)	558	"	Valve	0	0	0	0	0	0
559	20-02-2026	BTPN-22 HSD line (B/V U/S Flange)	559	"	Flange	0	0	0	0	0	0

Sr.No.	Date	Location	Tag No.	Line Size	Componenet Type	Screening Value (PPM) before Repair	Emission Kg/Hr	Emission Kg/day	Screening Value (PPM) afterRepair	Emission Kg/Hr	Emission Kg/day
560	20-02-2026	BTPN-22 HSD line (B/V D/S Flange)	560	"	Flange	0	0	0	0	0	0
561	20-02-2026	BTPN-22 SKO line (B/V Gland)	561	"	Valve	0	0	0	0	0	0
562	20-02-2026	BTPN-22 SKO line (B/V U/S Flange)	562	"	Flange	0	0	0	0	0	0
563	20-02-2026	BTPN-22 SKO line (B/V D/S Flange)	563	"	Flange	0	0	0	0	0	0
564	20-02-2026	BTPN-22 HSD/ SKO Common pipe line (Swivel Joint)	564	"	Joint	0	0	0	0	0	0
565	20-02-2026	BTPN-22 HSD/ SKO Common pipe line (Swivel U/S Flange)	565	"	Flange	0	0	0	0	0	0
566	20-02-2026	BTPN-22 HSD/ SKO Common pipe line (Swivel D/S Flange)	566	"	Flange	0	0	0	0	0	0
567	20-02-2026	BTPN-23 MS/MRN line (B/V Gland)	567	3 Inch	Valve	0	0	0	0	0	0
568	20-02-2026	BTPN-23 MS/MRN line (B/V U/S Flange)	568	"	Flange	0	0	0	0	0	0
569	20-02-2026	BTPN-23 MS/MRN line (B/V D/S Flange)	569	"	Flange	0	0	0	0	0	0
570	20-02-2026	BTPN-23 SRN line (B/V Gland)	570	"	Valve	0	0	0	0	0	0
571	20-02-2026	BTPN-23 SRN line (B/V U/S Flange)	571	"	Flange	0	0	0	0	0	0
572	20-02-2026	BTPN-23 SRN line (B/V D/S Flange)	572	"	Flange	0	0	0	0	0	0
573	20-02-2026	BTPN-23 MS/MRN & SRN Common pipe line (Swivel Joint)	573	"	Joint	0	0	0	0	0	0
574	20-02-2026	BTPN-23 MS/MRN & SRN Common pipe line (Swivel U/S Flange)	574	"	Flange	0	0	0	0	0	0
575	20-02-2026	BTPN-23 MS/MRN & SRN Common pipe line (Swivel D/S Flange)	575	"	Flange	0	0	0	0	0	0
576	20-02-2026	BTPN-23 HSD line (B/V Gland)	576	"	Valve	0	0	0	0	0	0
577	20-02-2026	BTPN-23 HSD line (B/V U/S Flange)	577	"	Flange	0	0	0	0	0	0
578	20-02-2026	BTPN-23 HSD line (B/V D/S Flange)	578	"	Flange	0	0	0	0	0	0
579	20-02-2026	BTPN-23 SKO line (B/V Gland)	579	"	Valve	0	0	0	0	0	0
580	20-02-2026	BTPN-23 SKO line (B/V U/S Flange)	580	"	Flange	0	0	0	0	0	0
581	20-02-2026	BTPN-23 SKO line (B/V D/S Flange)	581	"	Flange	0	0	0	0	0	0
582	20-02-2026	BTPN-23 HSD/ SKO Common pipe line (Swivel Joint)	582	"	Joint	0	0	0	0	0	0
583	20-02-2026	BTPN-23 HSD/ SKO Common pipe line (Swivel U/S Flange)	583	"	Flange	0	0	0	0	0	0
584	20-02-2026	BTPN-23 HSD/ SKO Common pipe line (Swivel D/S Flange)	584	"	Flange	0	0	0	0	0	0
585	20-02-2026	BTPN-24 MS/MRN line (B/V Gland)	585	3 Inch	Valve	0	0	0	0	0	0
586	20-02-2026	BTPN-24 MS/MRN line (B/V U/S Flange)	586	"	Flange	0	0	0	0	0	0
587	20-02-2026	BTPN-24 MS/MRN line (B/V D/S Flange)	587	"	Flange	0	0	0	0	0	0
588	20-02-2026	BTPN-24 SRN line (B/V Gland)	588	"	Valve	0	0	0	0	0	0
589	20-02-2026	BTPN-24 SRN line (B/V U/S Flange)	589	"	Flange	0	0	0	0	0	0
590	20-02-2026	BTPN-24 SRN line (B/V D/S Flange)	590	"	Flange	0	0	0	0	0	0
591	20-02-2026	BTPN-24 MS/MRN & SRN Common pipe line (Swivel Joint)	591	"	Joint	0	0	0	0	0	0
592	20-02-2026	BTPN-24 MS/MRN & SRN Common pipe line (Swivel U/S Flange)	592	"	Flange	0	0	0	0	0	0
593	20-02-2026	BTPN-24 MS/MRN & SRN Common pipe line (Swivel D/S Flange)	593	"	Flange	0	0	0	0	0	0
594	20-02-2026	BTPN-24 HSD line (B/V Gland)	594	"	Valve	0	0	0	0	0	0
595	20-02-2026	BTPN-24 HSD line (B/V U/S Flange)	595	"	Flange	0	0	0	0	0	0
596	20-02-2026	BTPN-24 HSD line (B/V D/S Flange)	596	"	Flange	0	0	0	0	0	0
597	20-02-2026	BTPN-24 SKO line (B/V Gland)	597	"	Valve	0	0	0	0	0	0
598	20-02-2026	BTPN-24 SKO line (B/V U/S Flange)	598	"	Flange	0	0	0	0	0	0
599	20-02-2026	BTPN-24 SKO line (B/V D/S Flange)	599	"	Flange	0	0	0	0	0	0

Sr.No.	Date	Location	Tag No.	Line Size	Componenet Type	Screening Value (PPM) before Repair	Emission Kg/Hr	Emission Kg/day	Screening Value (PPM) afterRepair	Emission Kg/Hr	Emission Kg/day
600	20-02-2026	BTPN-24 HSD/ SKO Common pipe line (Swivel Joint)	600	"	Joint	0	0	0	0	0	0
601	20-02-2026	BTPN-24 HSD/ SKO Common pipe line (Swivel U/S Flange)	601	"	Flange	0	0	0	0	0	0
602	20-02-2026	BTPN-24 HSD/ SKO Common pipe line (Swivel D/S Flange)	602	"	Flange	0	0	0	0	0	0
603	20-02-2026	BTPN-25 MS/MRN line (B/V Gland)	603	3 Inch	Valve	0	0	0	0	0	0
604	20-02-2026	BTPN-25 MS/MRN line (B/V U/S Flange)	604	"	Flange	0	0	0	0	0	0
605	20-02-2026	BTPN-25 MS/MRN line (B/V D/S Flange)	605	"	Flange	0	0	0	0	0	0
606	20-02-2026	BTPN-25 SRN line (B/V Gland)	606	"	Valve	0	0	0	0	0	0
607	20-02-2026	BTPN-25 SRN line (B/V U/S Flange)	607	"	Flange	0	0	0	0	0	0
608	20-02-2026	BTPN-25 SRN line (B/V D/S Flange)	608	"	Flange	0	0	0	0	0	0
609	20-02-2026	BTPN-25 MS/MRN & SRN Common pipe line (Swivel Joint)	609	"	Joint	0	0	0	0	0	0
610	20-02-2026	BTPN-25 MS/MRN & SRN Common pipe line (Swivel U/S Flange)	610	"	Flange	0	0	0	0	0	0
611	20-02-2026	BTPN-25 MS/MRN & SRN Common pipe line (Swivel D/S Flange)	611	"	Flange	0	0	0	0	0	0
612	20-02-2026	BTPN-25 HSD line (B/V Gland)	612	"	Valve	0	0	0	0	0	0
613	20-02-2026	BTPN-25 HSD line (B/V U/S Flange)	613	"	Flange	0	0	0	0	0	0
614	20-02-2026	BTPN-25 HSD line (B/V D/S Flange)	614	"	Flange	0	0	0	0	0	0
615	20-02-2026	BTPN-25 SKO line (B/V Gland)	615	"	Valve	0	0	0	0	0	0
616	20-02-2026	BTPN-25 SKO line (B/V U/S Flange)	616	"	Flange	0	0	0	0	0	0
617	20-02-2026	BTPN-25 SKO line (B/V D/S Flange)	617	"	Flange	0	0	0	0	0	0
618	20-02-2026	BTPN-25 HSD/ SKO Common pipe line (Swivel Joint)	618	"	Joint	0	0	0	0	0	0
619	20-02-2026	BTPN-25 HSD/ SKO Common pipe line (Swivel U/S Flange)	619	"	Flange	0	0	0	0	0	0
620	20-02-2026	BTPN-25 HSD/ SKO Common pipe line (Swivel D/S Flange)	620	"	Flange	0	0	0	0	0	0
621	20-02-2026	BTPN-26 MS/MRN line (B/V Gland)	621	3 Inch	Valve	0	0	0	0	0	0
622	20-02-2026	BTPN-26 MS/MRN line (B/V U/S Flange)	622	"	Flange	0	0	0	0	0	0
623	20-02-2026	BTPN-26 MS/MRN line (B/V D/S Flange)	623	"	Flange	0	0	0	0	0	0
624	20-02-2026	BTPN-26 SRN line (B/V Gland)	624	"	Valve	0	0	0	0	0	0
625	20-02-2026	BTPN-26 SRN line (B/V U/S Flange)	625	"	Flange	0	0	0	0	0	0
626	20-02-2026	BTPN-26 SRN line (B/V D/S Flange)	626	"	Flange	0	0	0	0	0	0
627	20-02-2026	BTPN-26 MS/MRN & SRN Common pipe line (Swivel Joint)	627	"	Joint	0	0	0	0	0	0
628	20-02-2026	BTPN-26 MS/MRN & SRN Common pipe line (Swivel U/S Flange)	628	"	Flange	0	0	0	0	0	0
629	20-02-2026	BTPN-26 MS/MRN & SRN Common pipe line (Swivel D/S Flange)	629	"	Flange	0	0	0	0	0	0
630	20-02-2026	BTPN-26A MS/MRN line (B/V Gland)	630	3 Inch	Valve	0	0	0	0	0	0
631	20-02-2026	BTPN-26A MS/MRN line (B/V U/S Flange)	631	"	Flange	0	0	0	0	0	0
632	20-02-2026	BTPN-26A MS/MRN line (B/V D/S Flange)	632	"	Flange	0	0	0	0	0	0
633	20-02-2026	BTPN-26A SRN line (B/V Gland)	633	"	Valve	0	0	0	0	0	0
634	20-02-2026	BTPN-26A SRN line (B/V U/S Flange)	634	"	Flange	0	0	0	0	0	0
635	20-02-2026	BTPN-26A SRN line (B/V D/S Flange)	635	"	Flange	0	0	0	0	0	0
636	20-02-2026	BTPN-26A HSD line (B/V Gland)	636	"	Valve	0	0	0	0	0	0
637	20-02-2026	BTPN-26A HSD line (B/V U/S Flange)	637	"	Flange	0	0	0	0	0	0
638	20-02-2026	BTPN-26A HSD line (B/V D/S Flange)	638	"	Flange	0	0	0	0	0	0
639	20-02-2026	BTPN-26A SKO line (B/V Gland)	639	"	Valve	0	0	0	0	0	0

Sr.No.	Date	Location	Tag No.	Line Size	Componenet Type	Screening Value (PPM) before Repair	Emission Kg/Hr	Emission Kg/day	Screening Value (PPM) afterRepair	Emission Kg/Hr	Emission Kg/day
640	20-02-2026	BTPN-26A SKO line (B/V U/S Flange)	640	"	Flange	0	0	0	0	0	0
641	20-02-2026	BTPN-26A SKO line (B/V D/S Flange)	641	"	Flange	0	0	0	0	0	0
642	20-02-2026	BTPN-27 MS/MRN line (B/V Gland)	642	3 Inch	Valve	0	0	0	0	0	0
643	20-02-2026	BTPN-27 MS/MRN line (B/V U/S Flange)	643	"	Flange	0	0	0	0	0	0
644	20-02-2026	BTPN-27 MS/MRN line (B/V D/S Flange)	644	"	Flange	0	0	0	0	0	0
645	20-02-2026	BTPN-27 SRN line (B/V Gland)	645	"	Valve	0	0	0	0	0	0
646	20-02-2026	BTPN-27 SRN line (B/V U/S Flange)	646	"	Flange	0	0	0	0	0	0
647	20-02-2026	BTPN-27 SRN line (B/V D/S Flange)	647	"	Flange	0	0	0	0	0	0
648	20-02-2026	BTPN-27 MS/MRN & SRN Common pipe line (Swivel Joint)	648	"	Joint	0	0	0	0	0	0
649	20-02-2026	BTPN-27 MS/MRN & SRN Common pipe line (Swivel U/S Flange)	649	"	Flange	0	0	0	0	0	0
650	20-02-2026	BTPN-27 MS/MRN & SRN Common pipe line (Swivel D/S Flange)	650	"	Flange	0	0	0	0	0	0
651	20-02-2026	BTPN-27 HSD line (B/V Gland)	651	"	Valve	0	0	0	0	0	0
652	20-02-2026	BTPN-27 HSD line (B/V U/S Flange)	652	"	Flange	0	0	0	0	0	0
653	20-02-2026	BTPN-27 HSD line (B/V D/S Flange)	653	"	Flange	0	0	0	0	0	0
654	20-02-2026	BTPN-27 SKO line (B/V Gland)	654	"	Valve	0	0	0	0	0	0
655	20-02-2026	BTPN-27 SKO line (B/V U/S Flange)	655	"	Flange	0	0	0	0	0	0
656	20-02-2026	BTPN-27 SKO line (B/V D/S Flange)	656	"	Flange	0	0	0	0	0	0
657	20-02-2026	BTPN-27 HSD/ SKO Common pipe line (Swivel Joint)	657	"	Joint	0	0	0	0	0	0
658	20-02-2026	BTPN-27 HSD/ SKO Common pipe line (Swivel U/S Flange)	658	"	Flange	0	0	0	0	0	0
659	20-02-2026	BTPN-27 HSD/ SKO Common pipe line (Swivel D/S Flange)	659	"	Flange	0	0	0	0	0	0
660	20-02-2026	BTPN-28 MS/MRN line (B/V Gland)	660	3 Inch	Valve	0	0	0	0	0	0
661	20-02-2026	BTPN-28 MS/MRN line (B/V U/S Flange)	661	"	Flange	0	0	0	0	0	0
662	20-02-2026	BTPN-28 MS/MRN line (B/V D/S Flange)	662	"	Flange	0	0	0	0	0	0
663	20-02-2026	BTPN-28 SRN line (B/V Gland)	663	"	Valve	0	0	0	0	0	0
664	20-02-2026	BTPN-28 SRN line (B/V U/S Flange)	664	"	Flange	0	0	0	0	0	0
665	20-02-2026	BTPN-28 SRN line (B/V D/S Flange)	665	"	Flange	0	0	0	0	0	0
666	20-02-2026	BTPN-28 MS/MRN & SRN Common pipe line (Swivel Joint)	666	"	Joint	0	0	0	0	0	0
667	20-02-2026	BTPN-28 MS/MRN & SRN Common pipe line (Swivel U/S Flange)	667	"	Flange	0	0	0	0	0	0
668	20-02-2026	BTPN-28 MS/MRN & SRN Common pipe line (Swivel D/S Flange)	668	"	Flange	0	0	0	0	0	0
669	20-02-2026	BTPN-28 HSD line (B/V Gland)	669	"	Valve	0	0	0	0	0	0
670	20-02-2026	BTPN-28 HSD line (B/V U/S Flange)	670	"	Flange	0	0	0	0	0	0
671	20-02-2026	BTPN-28 HSD line (B/V D/S Flange)	671	"	Flange	0	0	0	0	0	0
672	20-02-2026	BTPN-28 SKO line (B/V Gland)	672	"	Valve	0	0	0	0	0	0
673	20-02-2026	BTPN-28 SKO line (B/V U/S Flange)	673	"	Flange	0	0	0	0	0	0
674	20-02-2026	BTPN-28 SKO line (B/V D/S Flange)	674	"	Flange	0	0	0	0	0	0
675	20-02-2026	BTPN-28 HSD/ SKO Common pipe line (Swivel Joint)	675	"	Joint	0	0	0	0	0	0
676	20-02-2026	BTPN-28 HSD/ SKO Common pipe line (Swivel U/S Flange)	676	"	Flange	0	0	0	0	0	0
677	20-02-2026	BTPN-28 HSD/ SKO Common pipe line (Swivel D/S Flange)	677	"	Flange	0	0	0	0	0	0
678	20-02-2026	BTPN-29 MS/MRN line (B/V Gland)	678	3 Inch	Valve	0	0	0	0	0	0
679	20-02-2026	BTPN-29 MS/MRN line (B/V U/S Flange)	679	"	Flange	0	0	0	0	0	0

Sr.No.	Date	Location	Tag No.	Line Size	Componenet Type	Screening Value (PPM) before Repair	Emission Kg/Hr	Emission Kg/day	Screening Value (PPM) afterRepair	Emission Kg/Hr	Emission Kg/day
680	20-02-2026	BTPN-29 MS/MRN line (B/V D/S Flange)	680	"	Flange	0	0	0	0	0	0
681	20-02-2026	BTPN-29 SRN line (B/V Gland)	681	"	Valve	0	0	0	0	0	0
682	20-02-2026	BTPN-29 SRN line (B/V U/S Flange)	682	"	Flange	0	0	0	0	0	0
683	20-02-2026	BTPN-29 SRN line (B/V D/S Flange)	683	"	Flange	0	0	0	0	0	0
684	20-02-2026	BTPN-29 MS/MRN & SRN Common pipe line (Swivel Joint)	684	"	Joint	0	0	0	0	0	0
685	20-02-2026	BTPN-29 MS/MRN & SRN Common pipe line (Swivel U/S Flange)	685	"	Flange	0	0	0	0	0	0
686	20-02-2026	BTPN-29 MS/MRN & SRN Common pipe line (Swivel D/S Flange)	686	"	Flange	0	0	0	0	0	0
687	20-02-2026	BTPN-29 HSD line (B/V Gland)	687	"	Valve	0	0	0	0	0	0
688	20-02-2026	BTPN-29 HSD line (B/V U/S Flange)	688	"	Flange	0	0	0	0	0	0
689	20-02-2026	BTPN-29 HSD line (B/V D/S Flange)	689	"	Flange	0	0	0	0	0	0
690	20-02-2026	BTPN-29 SKO line (B/V Gland)	690	"	Valve	0	0	0	0	0	0
691	20-02-2026	BTPN-29 SKO line (B/V U/S Flange)	691	"	Flange	0	0	0	0	0	0
692	20-02-2026	BTPN-29 SKO line (B/V D/S Flange)	692	"	Flange	0	0	0	0	0	0
693	20-02-2026	BTPN-29 HSD/ SKO Common pipe line (Swivel Joint)	693	"	Joint	0	0	0	0	0	0
694	20-02-2026	BTPN-29 HSD/ SKO Common pipe line (Swivel U/S Flange)	694	"	Flange	0	0	0	0	0	0
695	20-02-2026	BTPN-29 HSD/ SKO Common pipe line (Swivel D/S Flange)	695	"	Flange	0	0	0	0	0	0
696	20-02-2026	BTPN-30 MS/MRN line (B/V Gland)	696	3 Inch	Valve	0	0	0	0	0	0
697	20-02-2026	BTPN-30 MS/MRN line (B/V U/S Flange)	697	"	Flange	0	0	0	0	0	0
698	20-02-2026	BTPN-30 MS/MRN line (B/V D/S Flange)	698	"	Flange	0	0	0	0	0	0
699	20-02-2026	BTPN-30 SRN line (B/V Gland)	699	"	Valve	0	0	0	0	0	0
700	20-02-2026	BTPN-30 SRN line (B/V U/S Flange)	700	"	Flange	0	0	0	0	0	0
701	20-02-2026	BTPN-30 SRN line (B/V D/S Flange)	701	"	Flange	0	0	0	0	0	0
702	20-02-2026	BTPN-30 MS/MRN & SRN Common pipe line (Swivel Joint)	702	"	Joint	0	0	0	0	0	0
703	20-02-2026	BTPN-30 MS/MRN & SRN Common pipe line (Swivel U/S Flange)	703	"	Flange	0	0	0	0	0	0
704	20-02-2026	BTPN-30 MS/MRN & SRN Common pipe line (Swivel D/S Flange)	704	"	Flange	0	0	0	0	0	0
705	20-02-2026	BTPN-30 HSD line (B/V Gland)	705	"	Valve	0	0	0	0	0	0
706	20-02-2026	BTPN-30 HSD line (B/V U/S Flange)	706	"	Flange	0	0	0	0	0	0
707	20-02-2026	BTPN-30 HSD line (B/V D/S Flange)	707	"	Flange	0	0	0	0	0	0
708	20-02-2026	BTPN-30 SKO line (B/V Gland)	708	"	Valve	0	0	0	0	0	0
709	20-02-2026	BTPN-30 SKO line (B/V U/S Flange)	709	"	Flange	0	0	0	0	0	0
710	20-02-2026	BTPN-30 SKO line (B/V D/S Flange)	710	"	Flange	0	0	0	0	0	0
711	20-02-2026	BTPN-30 HSD/ SKO Common pipe line (Swivel Joint)	711	"	Joint	0	0	0	0	0	0
712	20-02-2026	BTPN-30 HSD/ SKO Common pipe line (Swivel U/S Flange)	712	"	Flange	0	0	0	0	0	0
713	20-02-2026	BTPN-30 HSD/ SKO Common pipe line (Swivel D/S Flange)	713	"	Flange	0	0	0	0	0	0
714	20-02-2026	BTPN-31 MS/MRN line (B/V Gland)	714	3 Inch	Valve	0	0	0	0	0	0
715	20-02-2026	BTPN-31 MS/MRN line (B/V U/S Flange)	715	"	Flange	0	0	0	0	0	0
716	20-02-2026	BTPN-31 MS/MRN line (B/V D/S Flange)	716	"	Flange	0	0	0	0	0	0
717	20-02-2026	BTPN-31 SRN line (B/V Gland)	717	"	Valve	0	0	0	0	0	0
718	20-02-2026	BTPN-31 SRN line (B/V U/S Flange)	718	"	Flange	0	0	0	0	0	0
719	20-02-2026	BTPN-31 SRN line (B/V D/S Flange)	719	"	Flange	0	0	0	0	0	0

Sr.No.	Date	Location	Tag No.	Line Size	Componenet Type	Screening Value (PPM) before Repair	Emission Kg/Hr	Emission Kg/day	Screening Value (PPM) afterRepair	Emission Kg/Hr	Emission Kg/day
720	20-02-2026	BTPN-31 MS/MRN & SRN Common pipe line (Swivel Joint)	720	"	Joint	0	0	0	0	0	0
721	20-02-2026	BTPN-31 MS/MRN & SRN Common pipe line (Swivel U/S Flange)	721	"	Flange	0	0	0	0	0	0
722	20-02-2026	BTPN-31 MS/MRN & SRN Common pipe line (Swivel D/S Flange)	722	"	Flange	0	0	0	0	0	0
723	20-02-2026	BTPN-31 HSD line (B/V Gland)	723	"	Valve	0	0	0	0	0	0
724	20-02-2026	BTPN-31 HSD line (B/V U/S Flange)	724	"	Flange	0	0	0	0	0	0
725	20-02-2026	BTPN-31 HSD line (B/V D/S Flange)	725	"	Flange	0	0	0	0	0	0
726	20-02-2026	BTPN-31 SKO line (B/V Gland)	726	"	Valve	0	0	0	0	0	0
727	20-02-2026	BTPN-31 SKO line (B/V U/S Flange)	727	"	Flange	0	0	0	0	0	0
728	20-02-2026	BTPN-31 SKO line (B/V D/S Flange)	728	"	Flange	0	0	0	0	0	0
729	20-02-2026	BTPN-31 HSD/ SKO Common pipe line (Swivel Joint)	729	"	Joint	0	0	0	0	0	0
730	20-02-2026	BTPN-31 HSD/ SKO Common pipe line (Swivel U/S Flange)	730	"	Flange	0	0	0	0	0	0
731	20-02-2026	BTPN-31 HSD/ SKO Common pipe line (Swivel D/S Flange)	731	"	Flange	0	0	0	0	0	0
732	20-02-2026	BTPN-32 MS/MRN line (B/V Gland)	732	3 Inch	Valve	0	0	0	0	0	0
733	20-02-2026	BTPN-32 MS/MRN line (B/V U/S Flange)	733	"	Flange	0	0	0	0	0	0
734	20-02-2026	BTPN-32 MS/MRN line (B/V D/S Flange)	734	"	Flange	0	0	0	0	0	0
735	20-02-2026	BTPN-32 SRN line (B/V Gland)	735	"	Valve	0	0	0	0	0	0
736	20-02-2026	BTPN-32 SRN line (B/V U/S Flange)	736	"	Flange	0	0	0	0	0	0
737	20-02-2026	BTPN-32 SRN line (B/V D/S Flange)	737	"	Flange	0	0	0	0	0	0
738	20-02-2026	BTPN-32 MS/MRN & SRN Common pipe line (Swivel Joint)	738	"	Joint	0	0	0	0	0	0
739	20-02-2026	BTPN-32 MS/MRN & SRN Common pipe line (Swivel U/S Flange)	739	"	Flange	0	0	0	0	0	0
740	20-02-2026	BTPN-32 MS/MRN & SRN Common pipe line (Swivel D/S Flange)	740	"	Flange	0	0	0	0	0	0
741	20-02-2026	BTPN-32 HSD line (B/V Gland)	741	"	Valve	0	0	0	0	0	0
742	20-02-2026	BTPN-32 HSD line (B/V U/S Flange)	742	"	Flange	0	0	0	0	0	0
743	20-02-2026	BTPN-32 HSD line (B/V D/S Flange)	743	"	Flange	0	0	0	0	0	0
744	20-02-2026	BTPN-32 SKO line (B/V Gland)	744	"	Valve	0	0	0	0	0	0
745	20-02-2026	BTPN-32 SKO line (B/V U/S Flange)	745	"	Flange	0	0	0	0	0	0
746	20-02-2026	BTPN-32 SKO line (B/V D/S Flange)	746	"	Flange	0	0	0	0	0	0
747	20-02-2026	BTPN-32 HSD/ SKO Common pipe line (Swivel Joint)	747	"	Joint	0	0	0	0	0	0
748	20-02-2026	BTPN-32 HSD/ SKO Common pipe line (Swivel U/S Flange)	748	"	Flange	0	0	0	0	0	0
749	20-02-2026	BTPN-32 HSD/ SKO Common pipe line (Swivel D/S Flange)	749	"	Flange	0	0	0	0	0	0
750	20-02-2026	BTPN-33 MS/MRN line (B/V Gland)	750	3 Inch	Valve	0	0	0	0	0	0
751	20-02-2026	BTPN-33 MS/MRN line (B/V U/S Flange)	751	"	Flange	0	0	0	0	0	0
752	20-02-2026	BTPN-33 MS/MRN line (B/V D/S Flange)	752	"	Flange	0	0	0	0	0	0
753	20-02-2026	BTPN-33 SRN line (B/V Gland)	753	"	Valve	0	0	0	0	0	0
754	20-02-2026	BTPN-33 SRN line (B/V U/S Flange)	754	"	Flange	0	0	0	0	0	0
755	20-02-2026	BTPN-33 SRN line (B/V D/S Flange)	755	"	Flange	0	0	0	0	0	0
756	20-02-2026	BTPN-33 MS/MRN & SRN Common pipe line (Swivel Joint)	756	"	Joint	0	0	0	0	0	0
757	20-02-2026	BTPN-33 MS/MRN & SRN Common pipe line (Swivel U/S Flange)	757	"	Flange	0	0	0	0	0	0
758	20-02-2026	BTPN-33 MS/MRN & SRN Common pipe line (Swivel D/S Flange)	758	"	Flange	0	0	0	0	0	0
759	20-02-2026	BTPN-33 HSD line (B/V Gland)	759	"	Valve	0	0	0	0	0	0

Sr.No.	Date	Location	Tag No.	Line Size	Componenet Type	Screening Value (PPM) before Repair	Emission Kg/Hr	Emission Kg/day	Screening Value (PPM) afterRepair	Emission Kg/Hr	Emission Kg/day
760	20-02-2026	BTPN-33 HSD line (B/V U/S Flange)	760	"	Flange	0	0	0	0	0	0
761	20-02-2026	BTPN-33 HSD line (B/V D/S Flange)	761	"	Flange	0	0	0	0	0	0
762	20-02-2026	BTPN-33 SKO line (B/V Gland)	762	"	Valve	0	0	0	0	0	0
763	20-02-2026	BTPN-33 SKO line (B/V U/S Flange)	763	"	Flange	0	0	0	0	0	0
764	20-02-2026	BTPN-33 SKO line (B/V D/S Flange)	764	"	Flange	0	0	0	0	0	0
765	20-02-2026	BTPN-33 HSD/ SKO Common pipe line (Swivel Joint)	765	"	Joint	0	0	0	0	0	0
766	20-02-2026	BTPN-33 HSD/ SKO Common pipe line (Swivel U/S Flange)	766	"	Flange	0	0	0	0	0	0
767	20-02-2026	BTPN-33 HSD/ SKO Common pipe line (Swivel D/S Flange)	767	"	Flange	0	0	0	0	0	0
768	20-02-2026	BTPN-34 MS/MRN line (B/V Gland)	768	3 Inch	Valve	0	0	0	0	0	0
769	20-02-2026	BTPN-34 MS/MRN line (B/V U/S Flange)	769	"	Flange	0	0	0	0	0	0
770	20-02-2026	BTPN-34 MS/MRN line (B/V D/S Flange)	770	"	Flange	0	0	0	0	0	0
771	20-02-2026	BTPN-34 SRN line (B/V Gland)	771	"	Valve	0	0	0	0	0	0
772	20-02-2026	BTPN-34 SRN line (B/V U/S Flange)	772	"	Flange	0	0	0	0	0	0
773	20-02-2026	BTPN-34 SRN line (B/V D/S Flange)	773	"	Flange	0	0	0	0	0	0
774	20-02-2026	BTPN-34 MS/MRN & SRN Common pipe line (Swivel Joint)	774	"	Joint	0	0	0	0	0	0
775	20-02-2026	BTPN-34 MS/MRN & SRN Common pipe line (Swivel U/S Flange)	775	"	Flange	0	0	0	0	0	0
776	20-02-2026	BTPN-34 MS/MRN & SRN Common pipe line (Swivel D/S Flange)	776	"	Flange	0	0	0	0	0	0
777	20-02-2026	BTPN-34 HSD line (B/V Gland)	777	"	Valve	0	0	0	0	0	0
778	20-02-2026	BTPN-34 HSD line (B/V U/S Flange)	778	"	Flange	0	0	0	0	0	0
779	20-02-2026	BTPN-34 HSD line (B/V D/S Flange)	779	"	Flange	0	0	0	0	0	0
780	20-02-2026	BTPN-34 SKO line (B/V Gland)	780	"	Valve	0	0	0	0	0	0
781	20-02-2026	BTPN-34 SKO line (B/V U/S Flange)	781	"	Flange	0	0	0	0	0	0
782	20-02-2026	BTPN-34 SKO line (B/V D/S Flange)	782	"	Flange	0	0	0	0	0	0
783	20-02-2026	BTPN-34 HSD/ SKO Common pipe line (Swivel Joint)	783	"	Joint	0	0	0	0	0	0
784	20-02-2026	BTPN-34 HSD/ SKO Common pipe line (Swivel U/S Flange)	784	"	Flange	0	0	0	0	0	0
785	20-02-2026	BTPN-34 HSD/ SKO Common pipe line (Swivel D/S Flange)	785	"	Flange	0	0	0	0	0	0
786	20-02-2026	BTPN-35 MS/MRN line (B/V Gland)	786	3 Inch	Valve	0	0	0	0	0	0
787	20-02-2026	BTPN-35 MS/MRN line (B/V U/S Flange)	787	"	Flange	0	0	0	0	0	0
788	20-02-2026	BTPN-35 MS/MRN line (B/V D/S Flange)	788	"	Flange	0	0	0	0	0	0
789	20-02-2026	BTPN-35 SRN line (B/V Gland)	789	"	Valve	0	0	0	0	0	0
790	20-02-2026	BTPN-35 SRN line (B/V U/S Flange)	790	"	Flange	0	0	0	0	0	0
791	20-02-2026	BTPN-35 SRN line (B/V D/S Flange)	791	"	Flange	0	0	0	0	0	0
792	20-02-2026	BTPN-35 MS/MRN & SRN Common pipe line (Swivel Joint)	792	"	Joint	0	0	0	0	0	0
793	20-02-2026	BTPN-35 MS/MRN & SRN Common pipe line (Swivel U/S Flange)	793	"	Flange	0	0	0	0	0	0
794	20-02-2026	BTPN-35 MS/MRN & SRN Common pipe line (Swivel D/S Flange)	794	"	Flange	0	0	0	0	0	0
795	20-02-2026	BTPN-35 HSD line (B/V Gland)	795	"	Valve	0	0	0	0	0	0
796	20-02-2026	BTPN-35 HSD line (B/V U/S Flange)	796	"	Flange	0	0	0	0	0	0
797	20-02-2026	BTPN-35 HSD line (B/V D/S Flange)	797	"	Flange	0	0	0	0	0	0
798	20-02-2026	BTPN-35 SKO line (B/V Gland)	798	"	Valve	0	0	0	0	0	0
799	20-02-2026	BTPN-35 SKO line (B/V U/S Flange)	799	"	Flange	0	0	0	0	0	0

Sr.No.	Date	Location	Tag No.	Line Size	Componenet Type	Screening Value (PPM) before Repair	Emission Kg/Hr	Emission Kg/day	Screening Value (PPM) afterRepair	Emission Kg/Hr	Emission Kg/day
800	20-02-2026	BTPN-35 SKO line (B/V D/S Flange)	800	"	Flange	0	0	0	0	0	0
801	20-02-2026	BTPN-35 HSD/ SKO Common pipe line (Swivel Joint)	801	"	Joint	0	0	0	0	0	0
802	20-02-2026	BTPN-35 HSD/ SKO Common pipe line (Swivel U/S Flange)	802	"	Flange	0	0	0	0	0	0
803	20-02-2026	BTPN-35 HSD/ SKO Common pipe line (Swivel D/S Flange)	803	"	Flange	0	0	0	0	0	0
804	20-02-2026	BTPN-36 MS/MRN line (B/V Gland)	804	3 Inch	Valve	0	0	0	0	0	0
805	20-02-2026	BTPN-36 MS/MRN line (B/V U/S Flange)	805	"	Flange	0	0	0	0	0	0
806	20-02-2026	BTPN-36 MS/MRN line (B/V D/S Flange)	806	"	Flange	0	0	0	0	0	0
807	20-02-2026	BTPN-36 SRN line (B/V Gland)	807	"	Valve	0	0	0	0	0	0
808	20-02-2026	BTPN-36 SRN line (B/V U/S Flange)	808	"	Flange	0	0	0	0	0	0
809	20-02-2026	BTPN-36 SRN line (B/V D/S Flange)	809	"	Flange	0	0	0	0	0	0
810	20-02-2026	BTPN-36 MS/MRN & SRN Common pipe line (Swivel Joint)	810	"	Joint	0	0	0	0	0	0
811	20-02-2026	BTPN-36 MS/MRN & SRN Common pipe line (Swivel U/S Flange)	811	"	Flange	0	0	0	0	0	0
812	20-02-2026	BTPN-36 MS/MRN & SRN Common pipe line (Swivel D/S Flange)	812	"	Flange	0	0	0	0	0	0
813	20-02-2026	BTPN-36 HSD line (B/V Gland)	813	"	Valve	0	0	0	0	0	0
814	20-02-2026	BTPN-36 HSD line (B/V U/S Flange)	814	"	Flange	0	0	0	0	0	0
815	20-02-2026	BTPN-36 HSD line (B/V D/S Flange)	815	"	Flange	0	0	0	0	0	0
816	20-02-2026	BTPN-36 SKO line (B/V Gland)	816	"	Valve	0	0	0	0	0	0
817	20-02-2026	BTPN-36 SKO line (B/V U/S Flange)	817	"	Flange	0	0	0	0	0	0
818	20-02-2026	BTPN-36 SKO line (B/V D/S Flange)	818	"	Flange	0	0	0	0	0	0
819	20-02-2026	BTPN-36 HSD/ SKO Common pipe line (Swivel Joint)	819	"	Joint	0	0	0	0	0	0
820	20-02-2026	BTPN-36 HSD/ SKO Common pipe line (Swivel U/S Flange)	820	"	Flange	0	0	0	0	0	0
821	20-02-2026	BTPN-36 HSD/ SKO Common pipe line (Swivel D/S Flange)	821	"	Flange	0	0	0	0	0	0
822	20-02-2026	BTPN-37 MS/MRN line (B/V Gland)	822	3 Inch	Valve	0	0	0	0	0	0
823	20-02-2026	BTPN-37 MS/MRN line (B/V U/S Flange)	823	"	Flange	0	0	0	0	0	0
824	20-02-2026	BTPN-37 MS/MRN line (B/V D/S Flange)	824	"	Flange	0	0	0	0	0	0
825	20-02-2026	BTPN-37 SRN line (B/V Gland)	825	"	Valve	0	0	0	0	0	0
826	20-02-2026	BTPN-37 SRN line (B/V U/S Flange)	826	"	Flange	0	0	0	0	0	0
827	20-02-2026	BTPN-37 SRN line (B/V D/S Flange)	827	"	Flange	0	0	0	0	0	0
828	20-02-2026	BTPN-37 MS/MRN & SRN Common pipe line (Swivel Joint)	828	"	Joint	0	0	0	0	0	0
829	20-02-2026	BTPN-37 MS/MRN & SRN Common pipe line (Swivel U/S Flange)	829	"	Flange	0	0	0	0	0	0
830	20-02-2026	BTPN-37 MS/MRN & SRN Common pipe line (Swivel D/S Flange)	830	"	Flange	0	0	0	0	0	0
831	20-02-2026	BTPN-37 HSD line (B/V Gland)	831	"	Valve	0	0	0	0	0	0
832	20-02-2026	BTPN-37 HSD line (B/V U/S Flange)	832	"	Flange	0	0	0	0	0	0
833	20-02-2026	BTPN-37 HSD line (B/V D/S Flange)	833	"	Flange	0	0	0	0	0	0
834	20-02-2026	BTPN-37 SKO line (B/V Gland)	834	"	Valve	0	0	0	0	0	0
835	20-02-2026	BTPN-37 SKO line (B/V U/S Flange)	835	"	Flange	0	0	0	0	0	0
836	20-02-2026	BTPN-37 SKO line (B/V D/S Flange)	836	"	Flange	0	0	0	0	0	0
837	20-02-2026	BTPN-37 HSD/ SKO Common pipe line (Swivel Joint)	837	"	Joint	0	0	0	0	0	0
838	20-02-2026	BTPN-37 HSD/ SKO Common pipe line (Swivel U/S Flange)	838	"	Flange	0	0	0	0	0	0
839	20-02-2026	BTPN-37 HSD/ SKO Common pipe line (Swivel D/S Flange)	839	"	Flange	0	0	0	0	0	0

Sr.No.	Date	Location	Tag No.	Line Size	Componenet Type	Screening Value (PPM) before Repair	Emission Kg/Hr	Emission Kg/day	Screening Value (PPM) afterRepair	Emission Kg/Hr	Emission Kg/day
840	20-02-2026	BTPN-37 HSD/ SKO Common pipe line valve passing	840	"	V/P	0	0	0	0	0	0

Sr.No.	Date	Location	Tag No.	Line Size	Componenet Type	Screening Value (PPM) before Repair	Emission Kg/Hr	Emission Kg/day	Screening Value (PPM) afterRepair	Emission Kg/Hr	Emission Kg/day
CDU-II											
1	21-02-2026	LPG Horton Sphere To V-10 line (I/V Gland)	1	2 Inch	Valve	0	0	0	0	0	0
2	21-02-2026	LPG Horton Sphere To V-10 line (I/V U/S Flange)	2	"	Flange	0	0	0	0	0	0
3	21-02-2026	LPG Horton Sphere To V-10 line (I/V D/S Flange)	3	"	Flange	0	0	0	0	0	0
4	21-02-2026	LPG Horton Sphere To V-10 line (I/V Flange/Bonnet)	4	"	Flange	0	0	0	0	0	0
5	21-02-2026	SRN To DHDT line (I/V Gland)	5	3 Inch	Valve	0	0	0	0	0	0
6	21-02-2026	SRN To DHDT line (I/V U/S Flange)	6	"	Flange	14.3	0.000296323	0.007111752	14.3	0.0002963	0.007111752
7	21-02-2026	SRN To DHDT line (I/V D/S Flange)	7	"	Flange	0	0	0	0	0	0
8	21-02-2026	SRN To DHDT line (I/V Flange/Bonnet)	8	"	Flange	0	0	0	0	0	0
9	21-02-2026	K-I To DHDT line 1st (I/V Gland)	9	3 Inch	Valve	0	0	0	0	0	0
10	21-02-2026	K-I To DHDT line 1st (I/V U/S Flange)	10	"	Flange	0	0	0	0	0	0
11	21-02-2026	K-I To DHDT line 1st (I/V D/S Flange)	11	"	Flange	0	0	0	0	0	0
12	21-02-2026	K-I To DHDT line 1st (I/V Flange/Bonnet)	12	"	Flange	0	0	0	0	0	0
13	21-02-2026	K-I To DHDT line 2nd (I/V Gland)	13	"	Valve	0	0	0	0	0	0
14	21-02-2026	K-I To DHDT line 2nd (I/V U/S Flange)	14	"	Flange	0	0	0	0	0	0
15	21-02-2026	K-I To DHDT line 2nd (I/V D/S Flange)	15	"	Flange	0	0	0	0	0	0
16	21-02-2026	K-I To DHDT line 2nd (I/V Flange/Bonnet)	16	"	Flange	0	0	0	0	0	0
17	21-02-2026	K-I To DHDT line 2nd (NRV Top Flange)	17	"	Flange	0	0	0	0	0	0
18	21-02-2026	K-I To DHDT line 2nd (NRV U/S Flange)	18	"	Flange	0	0	0	0	0	0
19	21-02-2026	K-I To DHDT line 2nd (NRV D/S Flange)	19	"	Flange	0	0	0	0	0	0
20	21-02-2026	RFN To Tank line 1st (I/V Gland)	20	2 Inch	Valve	0	0	0	0	0	0
21	21-02-2026	RFN To Tank line 1st (I/V U/S Flange)	21	"	Flange	0	0	0	0	0	0
22	21-02-2026	RFN To Tank line 1st (I/V D/S Flange)	22	"	Flange	0	0	0	0	0	0
23	21-02-2026	RFN To Tank line 1st (I/V Flange/Bonnet)	23	"	Flange	0	0	0	0	0	0
24	21-02-2026	RFN To Tank line 2nd (I/V Gland)	24	"	Valve	0	0	0	0	0	0
25	21-02-2026	RFN To Tank line 2nd (I/V U/S Flange)	25	"	Flange	0	0	0	0	0	0
26	21-02-2026	RFN To Tank line 2nd (I/V D/S Flange)	26	"	Flange	0	0	0	0	0	0
27	21-02-2026	RFN To Tank line 2nd (I/V Flange/Bonnet)	27	"	Flange	0	0	0	0	0	0
28	21-02-2026	RFN To Tank line Sample Point line upper (I/V Gland)	28	0.5 Inch	Valve	0	0	0	0	0	0
29	21-02-2026	RFN To Tank line Sample Point line upper (I/V Flange/Bonnet)	29	"	Flange	0	0	0	0	0	0
30	21-02-2026	RFN To Tank line Sample Point line upper (End Flange)	30	"	Flange	0	0	0	0	0	0
31	21-02-2026	RFN To Tank line Sample Point line lower (I/V Gland)	31	"	Valve	0	0	0	0	0	0
32	21-02-2026	RFN To Tank line Sample Point line lower (I/V Flange/Bonnet)	32	"	Flange	0	0	0	0	0	0
33	21-02-2026	K.C To Tank line upper (I/V Gland)	33	2 Inch	Valve	0	0	0	0	0	0
34	21-02-2026	K.C To Tank line upper (I/V U/S Flange)	34	"	Flange	0	0	0	0	0	0
35	21-02-2026	K.C To Tank line upper (I/V D/S Flange)	35	"	Flange	0	0	0	0	0	0
36	21-02-2026	K.C To Tank line upper (I/V Flange/Bonnet)	36	"	Flange	0	0	0	0	0	0
37	21-02-2026	K.C To Tank line lower (I/V Gland)	37	"	Valve	0	0	0	0	0	0
38	21-02-2026	K.C To Tank line lower (I/V U/S Flange)	38	"	Flange	0	0	0	0	0	0

Sr.No.	Date	Location	Tag No.	Line Size	Componenet Type	Screening Value (PPM) before Repair	Emission Kg/Hr	Emission Kg/day	Screening Value (PPM) afterRepair	Emission Kg/Hr	Emission Kg/day
39	21-02-2026	K.C To Tank line lower (I/V D/S Flange)	39	"	Flange	0	0	0	0	0	0
40	21-02-2026	K.C To Tank line lower (I/V Flange/Bonnet)	40	"	Flange	0	0	0	0	0	0
41	21-02-2026	G.O To HSD line upper (I/V Gland)	41	"	Valve	0	0	0	0	0	0
42	21-02-2026	G.O To HSD line upper (I/V U/S Flange)	42	"	Flange	0	0	0	0	0	0
43	21-02-2026	G.O To HSD line upper (I/V D/S Flange)	43	"	Flange	0	0	0	0	0	0
44	21-02-2026	G.O To HSD line upper (I/V Flange/Bonnet)	44	"	Flange	0	0	0	0	0	0
45	21-02-2026	G.O To HSD line lower (I/V Gland)	45	"	Valve	0	0	0	0	0	0
46	21-02-2026	G.O To HSD line lower (I/V U/S Flange)	46	"	Flange	0	0	0	0	0	0
47	21-02-2026	G.O To HSD line lower (I/V D/S Flange)	47	"	Flange	0	0	0	0	0	0
48	21-02-2026	G.O To HSD line lower (I/V Flange/Bonnet)	48	"	Flange	0	0	0	0	0	0
49	21-02-2026	K-I To Tank line (I/V Gland)	49	3 Inch	Valve	0	0	0	0	0	0
50	21-02-2026	K-I To Tank line (I/V U/S Flange)	50	"	Flange	0	0	0	0	0	0
51	21-02-2026	K-I To Tank line (I/V D/S Flange)	51	"	Flange	0	0	0	0	0	0
52	21-02-2026	K-I To Tank line (I/V Flange/Bonnet)	52	"	Flange	0	0	0	0	0	0
53	21-02-2026	SRN To Tank line upper (I/V Gland)	53	4 Inch	Valve	0	0	0	0	0	0
54	21-02-2026	SRN To Tank line upper (I/V U/S Flange)	54	"	Flange	0	0	0	0	0	0
55	21-02-2026	SRN To Tank line upper (I/V D/S Flange)	55	"	Flange	0	0	0	0	0	0
56	21-02-2026	SRN To Tank line upper (I/V Flange/Bonnet)	56	"	Flange	0	0	0	0	0	0
57	21-02-2026	SRN To Tank line lower (I/V Gland)	57	"	Valve	0	0	0	0	0	0
58	21-02-2026	SRN To Tank line lower (I/V U/S Flange)	58	"	Flange	0	0	0	0	0	0
59	21-02-2026	SRN To Tank line lower (I/V D/S Flange)	59	"	Flange	0	0	0	0	0	0
60	21-02-2026	SRN To Tank line lower (I/V Flange/Bonnet)	60	"	Flange	0	0	0	0	0	0
61	21-02-2026	F.G Distribution line lower (I/V Gland)	61	Insulation	Valve	8.6	0.000035	0.0008300193	8.6	0.000035	0.000830193
62	21-02-2026	F.G Distribution line upper (I/V Gland)	62	"	Valve	0	0	0	0	0	0
63	21-02-2026	F.G From FGRS line upper (I/V Gland)	63	"	Valve	0	0	0	0	0	0
64	21-02-2026	F.G From FGRS line lower (I/V Gland)	64	"	Valve	0	0	0	0	0	0
65	21-02-2026	F.G To DCU-II line upper (I/V Gland)	65	"	Valve	0	0	0	0	0	0
66	21-02-2026	F.G To DCU-II line lower (I/V Gland)	66	"	Valve	0	0	0	0	0	0
67	21-02-2026	11-PV-1111 (C/V Gland)	67	1 Inch	Valve	0	0	0	0	0	0
68	21-02-2026	11-PV-1111 (C/V U/S Flange)	68	"	Flange	0	0	0	0	0	0
69	21-02-2026	11-PV-1111 (C/V D/S Flange)	69	"	Flange	0	0	0	0	0	0
70	21-02-2026	11-PV-1111 (C/V Flange/Bonnet)	70	"	Flange	0	0	0	0	0	0
71	21-02-2026	11-PV-1111 U/S line (I/V Gland)	71	2 Inch	Valve	0	0	0	0	0	0
72	21-02-2026	11-PV-1111 U/S line (I/V U/S Flange)	72	"	Flange	0	0	0	0	0	0
73	21-02-2026	11-PV-1111 U/S line (I/V D/S Flange)	73	"	Flange	0	0	0	0	0	0
74	21-02-2026	11-PV-1111 U/S line (I/V Flange/Bonnet)	74	"	Flange	0	0	0	0	0	0
75	21-02-2026	11-PV-1111 D/S line (I/V Gland)	75	"	Valve	0	0	0	0	0	0
76	21-02-2026	11-PV-1111 D/S line (I/V U/S Flange)	76	"	Flange	0	0	0	0	0	0
77	21-02-2026	11-PV-1111 D/S line (I/V D/S Flange)	77	"	Flange	0	0	0	0	0	0
78	21-02-2026	11-PV-1111 D/S line (I/V Flange/Bonnet)	78	"	Flange	0	0	0	0	0	0

Sr.No.	Date	Location	Tag No.	Line Size	Componenet Type	Screening Value (PPM) before Repair	Emission Kg/Hr	Emission Kg/day	Screening Value (PPM) afterRepair	Emission Kg/Hr	Emission Kg/day
79	21-02-2026	11-PV-1111 Bypass line (I/V Gland)	79	"	Valve	0	0	0	0	0	0
80	21-02-2026	11-PV-1111 Bypass line (I/V U/S Flange)	80	"	Flange	0	0	0	0	0	0
81	21-02-2026	11-PV-1111 Bypass line (I/V D/S Flange)	81	"	Flange	0	0	0	0	0	0
82	21-02-2026	11-PV-1111 Bypass line (I/V Flange/Bonnet)	82	"	Flange	0	0	0	0	0	0
83	21-02-2026	11-PV-1111 U/S drain line (I/V Gland)	83	0.5 Inch	Valve	0	0	0	0	0	0
84	21-02-2026	11-PV-1111 U/S drain line (I/V Flange/Bonnet)	84	"	Flange	0	0	0	0	0	0
85	21-02-2026	11-PV-1111 U/S drain line (End Flange)	85	"	Flange	0	0	0	0	0	0
86	21-02-2026	11-PV-1111 D/S drain line (I/V Gland)	86	"	Valve	0	0	0	0	0	0
87	21-02-2026	11-PV-1111 D/S drain line (I/V Flange/Bonnet)	87	"	Flange	0	0	0	0	0	0
88	21-02-2026	11-PV-1111 D/S drain line (End Flange)	88	"	Flange	0	0	0	0	0	0
89	21-02-2026	11-LT-1110 Upper (I/V Gland)	89	2 Inch	Valve	0	0	0	0	0	0
90	21-02-2026	11-LT-1110 Upper (I/V U/S Flange)	90	"	Flange	0	0	0	0	0	0
91	21-02-2026	11-LT-1110 Upper (I/V D/S Flange)	91	"	Flange	0	0	0	0	0	0
92	21-02-2026	11-LT-1110 Upper (I/V Flange/Bonnet)	92	"	Flange	0	0	0	0	0	0
93	21-02-2026	11-LT-1110 Lower (I/V Gland)	93	"	Valve	0	0	0	0	0	0
94	21-02-2026	11-LT-1110 Lower (I/V U/S Flange)	94	"	Flange	0	0	0	0	0	0
95	21-02-2026	11-LT-1110 Lower (I/V D/S Flange)	95	"	Flange	0	0	0	0	0	0
96	21-02-2026	11-LT-1110 Lower (I/V Flange/Bonnet)	96	"	Flange	0	0	0	0	0	0
97	21-02-2026	11-LSH-1108 Lower (I/V Gland)	97	1 Inch	Valve	0	0	0	0	0	0
98	21-02-2026	11-LSH-1108 Lower (I/V Flange/Bonnet)	98	"	Flange	0	0	0	0	0	0
99	21-02-2026	11-LSH-1108 Upper (I/V Gland)	99	"	Valve	0	0	0	0	0	0
100	21-02-2026	11-LSH-1108 Upper (I/V Flange/Bonnet)	100	"	Flange	0	0	0	0	0	0
101	21-02-2026	11-LSH-1109 Lower (I/V Gland)	101	1 Inch	Valve	0	0	0	0	0	0
102	21-02-2026	11-LSH-1109 Lower (I/V Flange/Bonnet)	102	"	Flange	0	0	0	0	0	0
103	21-02-2026	11-LSH-1109 Upper (I/V Gland)	103	"	Valve	0	0	0	0	0	0
104	21-02-2026	11-LSH-1109 Upper (I/V Flange/Bonnet)	104	"	Flange	0	0	0	0	0	0
105	21-02-2026	11-LV-1110 (C/V Gland)	105	1 Inch	Valve	0	0	0	0	0	0
106	21-02-2026	11-LV-1110 (C/V U/S Flange)	106	"	Flange	0	0	0	0	0	0
107	21-02-2026	11-LV-1110 (C/V D/S Flange)	107	"	Flange	0	0	0	0	0	0
108	21-02-2026	11-LV-1110 (C/V Flange/Bonnet)	108	"	Flange	0	0	0	0	0	0
109	21-02-2026	11-LV-1110 U/S line (I/V Gland)	109	2 Inch	Valve	98.3	0.000165	0.003966892	98.3	0.000165	0.003966892
110	21-02-2026	11-LV-1110 U/S line (I/V Flange/Bonnet)	110	"	Flange	0	0	0	0	0	0
111	21-02-2026	11-LV-1110 D/S line (I/V Gland)	111	"	Valve	0	0	0	0	0	0
112	21-02-2026	11-LV-1110 D/S line (I/V Flange/Bonnet)	112	"	Flange	0	0	0	0	0	0
113	21-02-2026	11-LV-1110 Bypass line (I/V Gland)	113	"	Valve	15.2	0.000050	0.001196671	15.2	0.000050	0.001196671
114	21-02-2026	11-LV-1110 Bypass line (I/V Flange/Bonnet)	114	"	Flange	0	0	0	0	0	0
115	21-02-2026	11-LV-1110 U/S Drain line (I/V Gland)	115	0.5 Inch	Valve	0	0	0	0	0	0
116	21-02-2026	11-LV-1110 U/S Drain line (I/V Flange/Bonnet)	116	"	Flange	0	0	0	0	0	0
117	21-02-2026	11-LV-1110 U/S Drain line (End Flange)	117	"	Flange	0	0	0	0	0	0
118	21-02-2026	11-LV-1110 D/S Drain line (I/V Gland)	118	"	Valve	0	0	0	0	0	0

Sr.No.	Date	Location	Tag No.	Line Size	Componenet Type	Screening Value (PPM) before Repair	Emission Kg/Hr	Emission Kg/day	Screening Value (PPM) afterRepair	Emission Kg/Hr	Emission Kg/day
119	21-02-2026	11-LV-1110 D/S Drain line (I/V Flange/Bonnet)	119	"	Flange	0	0	0	0	0	0
120	21-02-2026	11-LV-1110 D/S Drain line (End Flange)	120	"	Flange	0	0	0	0	0	0
121	21-02-2026	11-PM-014B Suction line (I/V Gland)	121	Insulation	Valve	0	0	0	0	0	0
122	21-02-2026	11-PM-014B Discharge line(I/V Gland)	122	"	Valve	0	0	0	0	0	0
123	21-02-2026	11-PM-014B Discharge line drain (I/V Gland)	123	0.5 Inch	Valve	0	0	0	0	0	0
124	21-02-2026	11-PM-014B Discharge line drain (I/V Flange/Bonnet)	124	"	Flange	0	0	0	0	0	0
125	21-02-2026	11-PM-014B Discharge line drain (End Flange)	125	"	Flange	0	0	0	0	0	0
126	21-02-2026	11-PM-014A Suction line (I/V Gland)	126	Insulation	Valve	0	0	0	0	0	0
127	21-02-2026	11-PM-014A Discharge line(I/V Gland)	127	"	Valve	0	0	0	0	0	0
128	21-02-2026	11-PM-014A Discharge line drain (I/V Gland)	128	0.5 Inch	Valve	0	0	0	0	0	0
129	21-02-2026	11-PM-014A Discharge line drain (I/V Flange/Bonnet)	129	"	Flange	0	0	0	0	0	0
130	21-02-2026	11-PM-014A Discharge line drain (End Flange)	130	"	Flange	0	0	0	0	0	0
131	21-02-2026	11-PM-013 Suction line (I/V Gland)	131	Insulation	Valve	0	0	0	0	0	0
132	21-02-2026	11-PM-013 Discharge line(I/V Gland)	132	"	Valve	0	0	0	0	0	0
133	21-02-2026	11-PM-013 Discharge line drain (I/V Gland)	133	0.5 Inch	Valve	0	0	0	0	0	0
134	21-02-2026	11-PM-013 Discharge line drain (I/V Flange/Bonnet)	134	"	Flange	0	0	0	0	0	0
135	21-02-2026	11-PM-013 Discharge line drain (End Flange)	135	"	Flange	0	0	0	0	0	0
136	21-02-2026	11-PM-011B Suction line (I/V Gland)	136	Insulation	Valve	0	0	0	0	0	0
137	21-02-2026	11-PM-011B Discharge line upper (I/V Gland)	137	4 Inch	Valve	0	0	0	0	0	0
138	21-02-2026	11-PM-011B Discharge line upper (I/V U/S Flange)	138	"	Flange	0	0	0	0	0	0
139	21-02-2026	11-PM-011B Discharge line upper (I/V D/S Flange)	139	"	Flange	0	0	0	0	0	0
140	21-02-2026	11-PM-011B Discharge line upper (I/V Flange/Bonnet)	140	"	Flange	0	0	0	0	0	0
141	21-02-2026	11-PM-011B Discharge line lower (I/V Gland)	141	Insulation	Valve	0	0	0	0	0	0
142	21-02-2026	11-PM-011A Suction line (I/V Gland)	142	Insulation	Valve	0	0	0	0	0	0
143	21-02-2026	11-PM-011A Discharge line (I/V Gland)	143	4 Inch	Valve	0	0	0	0	0	0
144	21-02-2026	11-PM-011A Discharge line (I/V U/S Flange)	144	"	Flange	0	0	0	0	0	0
145	21-02-2026	11-PM-011A Discharge line (I/V D/S Flange)	145	"	Flange	0	0	0	0	0	0
146	21-02-2026	11-PM-011A Discharge line (I/V Flange/Bonnet)	146	"	Flange	0	0	0	0	0	0
147	21-02-2026	11-PM-011A Discharge line (NRV Top Flange)	147	"	Flange	0	0	0	0	0	0
148	21-02-2026	11-PM-011A Discharge line (NRV U/S Flange)	148	"	Flange	0	0	0	0	0	0
149	21-02-2026	11-PM-011A Discharge line (NRV D/S Flange)	149	"	Flange	0	0	0	0	0	0
150	21-02-2026	11-PM-011A Discharge line drain (I/V Gland)	150	0.5 Inch	Valve	0	0	0	0	0	0
151	21-02-2026	11-PM-011A Discharge line drain (I/V Flange/Bonnet)	151	"	Flange	0	0	0	0	0	0
152	21-02-2026	11-PM-011A Discharge line drain (End Flange)	152	"	Flange	0	0	0	0	0	0
153	21-02-2026	11-PM-012B Suction line (I/V Gland)	153	Insulation	Valve	0	0	0	0	0	0
154	21-02-2026	11-PM-012B Discharge line(I/V Gland)	154	"	Valve	0	0	0	0	0	0
155	21-02-2026	11-PM-012B Discharge line drain (I/V Gland)	155	0.5 Inch	Valve	0	0	0	0	0	0
156	21-02-2026	11-PM-012B Discharge line drain (I/V Flange/Bonnet)	156	"	Flange	0	0	0	0	0	0
157	21-02-2026	11-PM-012B Discharge line drain (End Flange)	157	"	Flange	0	0	0	0	0	0
158	21-02-2026	11-PM-012A Suction line (I/V Gland)	158	Insulation	Valve	0	0	0	0	0	0

Sr.No.	Date	Location	Tag No.	Line Size	Componenet Type	Screening Value (PPM) before Repair	Emission Kg/Hr	Emission Kg/day	Screening Value (PPM) afterRepair	Emission Kg/Hr	Emission Kg/day
159	21-02-2026	11-PM-012A Discharge line(I/V Gland)	159	"	Valve	0	0	0	0	0	0
160	21-02-2026	11-PM-012A Discharge line drain (I/V Gland)	160	0.5 Inch	Valve	0	0	0	0	0	0
161	21-02-2026	11-PM-012A Discharge line drain (I/V Flange/Bonnet)	161	"	Flange	0	0	0	0	0	0
162	21-02-2026	11-PM-012A Discharge line drain (End Flange)	162	"	Flange	0	0	0	0	0	0
163	21-02-2026	11-PM-05B Suction line (I/V Gland)	163	Insulation	Valve	368.8	0.000386	0.009270663	368.8	0.000386	0.009270663
164	21-02-2026	11-PM-05B Discharge line(I/V Gland)	164	"	Valve	0	0	0	0	0	0
165	21-02-2026	11-PM-05B Discharge line drain (I/V Gland)	165	0.5 Inch	Valve	0	0	0	0	0	0
166	21-02-2026	11-PM-05B Discharge line drain (I/V Flange/Bonnet)	166	"	Flange	0	0	0	0	0	0
167	21-02-2026	11-PM-05B Discharge line drain (End Flange)	167	"	Flange	0	0	0	0	0	0
168	21-02-2026	11-PM-05A Suction line (I/V Gland)	168	Insulation	Valve	0	0	0	0	0	0
169	21-02-2026	11-PM-05A Discharge line(I/V Gland)	169	"	Valve	0	0	0	0	0	0
170	21-02-2026	11-PM-05A Discharge line drain (I/V Gland)	170	0.5 Inch	Valve	0	0	0	0	0	0
171	21-02-2026	11-PM-05A Discharge line drain (I/V Flange/Bonnet)	171	"	Flange	0	0	0	0	0	0
172	21-02-2026	11-PM-05A Discharge line drain (End Flange)	172	"	Flange	0	0	0	0	0	0
173	21-02-2026	11-PM-04A Suction line (I/V Gland)	173	Insulation	Valve	0	0	0	0	0	0
174	21-02-2026	11-PM-04A Discharge line(I/V Gland)	174	"	Valve	404.1	0.000410	0.009830981	404.1	0.000410	0.009830981
175	21-02-2026	11-PM-04A Discharge line drain (I/V Gland)	175	0.5 Inch	Valve	0	0	0	0	0	0
176	21-02-2026	11-PM-04A Discharge line drain (I/V Flange/Bonnet)	176	"	Flange	0	0	0	0	0	0
177	21-02-2026	11-PM-04A Discharge line drain (End Flange)	177	"	Flange	0	0	0	0	0	0
178	21-02-2026	11-PM-04B Suction line (I/V Gland)	178	Insulation	Valve	0	0	0	0	0	0
179	21-02-2026	11-PM-04B Discharge line(I/V Gland)	179	"	Valve	0	0	0	0	0	0
180	21-02-2026	11-PM-04B Discharge line drain (I/V Gland)	180	0.5 Inch	Valve	0	0	0	0	0	0
181	21-02-2026	11-PM-04B Discharge line drain (I/V Flange/Bonnet)	181	"	Flange	0	0	0	0	0	0
182	21-02-2026	11-PM-04B Discharge line drain (End Flange)	182	"	Flange	0	0	0	0	0	0
183	21-02-2026	11-PM-02C Suction line (I/V Gland)	183	6 Inch	Valve	0	0	0	0	0	0
184	21-02-2026	11-PM-02C Suction line (I/V U/S Flange)	184	"	Flange	0	0	0	0	0	0
185	21-02-2026	11-PM-02C Suction line (I/V D/S Flange)	185	"	Flange	0	0	0	0	0	0
186	21-02-2026	11-PM-02C Suction line (I/V Flange/Bonnet)	186	"	Flange	0	0	0	0	0	0
187	21-02-2026	11-PM-02C Discharge line (I/V Gland)	187	4 Inch	Valve	0	0	0	0	0	0
188	21-02-2026	11-PM-02C Discharge line (I/V U/S Flange)	188	"	Flange	0	0	0	0	0	0
189	21-02-2026	11-PM-02C Discharge line (I/V D/S Flange)	189	"	Flange	0	0	0	0	0	0
190	21-02-2026	11-PM-02C Discharge line (I/V Flange/Bonnet)	190	"	Flange	0	0	0	0	0	0
191	21-02-2026	11-PM-02C Discharge line (NRV Top Flange)	191	"	Flange	0	0	0	0	0	0
192	21-02-2026	11-PM-02C Discharge line (NRV U/S Flange)	192	"	Flange	0	0	0	0	0	0
193	21-02-2026	11-PM-02C Discharge line (NRV D/S Flange)	193	"	Flange	0	0	0	0	0	0
194	21-02-2026	11-PM-02A Suction line (I/V Gland)	194	6 Inch	Valve	0	0	0	0	0	0
195	21-02-2026	11-PM-02A Suction line (I/V U/S Flange)	195	"	Flange	0	0	0	0	0	0
196	21-02-2026	11-PM-02A Suction line (I/V D/S Flange)	196	"	Flange	0	0	0	0	0	0
197	21-02-2026	11-PM-02A Suction line (I/V Flange/Bonnet)	197	"	Flange	0	0	0	0	0	0
198	21-02-2026	11-PM-02A Discharge line (I/V Gland)	198	4 Inch	Valve	0	0	0	0	0	0

Sr.No.	Date	Location	Tag No.	Line Size	Componenet Type	Screening Value (PPM) before Repair	Emission Kg/Hr	Emission Kg/day	Screening Value (PPM) afterRepair	Emission Kg/Hr	Emission Kg/day
199	21-02-2026	11-PM-02A Discharge line (I/V U/S Flange)	199	"	Flange	0	0	0	0	0	0
200	21-02-2026	11-PM-02A Discharge line (I/V D/S Flange)	200	"	Flange	0	0	0	0	0	0
201	21-02-2026	11-PM-02A Discharge line (I/V Flange/Bonnet)	201	"	Flange	0	0	0	0	0	0
202	21-02-2026	11-PM-02A Discharge line (NRV Top Flange)	202	"	Flange	0	0	0	0	0	0
203	21-02-2026	11-PM-02A Discharge line (NRV U/S Flange)	203	"	Flange	0	0	0	0	0	0
204	21-02-2026	11-PM-02A Discharge line (NRV D/S Flange)	204	"	Flange	0	0	0	0	0	0
205	21-02-2026	11-PM-02A Discharge line drain (I/V Gland)	205	0.5 Inch	Flange	0	0	0	0	0	0
206	21-02-2026	11-PM-02A Discharge line drain (I/V Flange/Bonnet)	206	"	Flange	0	0	0	0	0	0
207	21-02-2026	11-PM-02A Discharge line drain (End Flange)	207	"	Flange	0	0	0	0	0	0
208	21-02-2026	11-PM-02B Suction line (I/V Gland)	208	6 Inch	Valve	0	0	0	0	0	0
209	21-02-2026	11-PM-02B Suction line (I/V U/S Flange)	209	"	Flange	0	0	0	0	0	0
210	21-02-2026	11-PM-02B Suction line (I/V D/S Flange)	210	"	Flange	0	0	0	0	0	0
211	21-02-2026	11-PM-02B Suction line (I/V Flange/Bonnet)	211	"	Flange	0	0	0	0	0	0
212	21-02-2026	11-PM-02B Discharge line (I/V Gland)	212	4 Inch	Valve	0	0	0	0	0	0
213	21-02-2026	11-PM-02B Discharge line (I/V U/S Flange)	213	"	Flange	0	0	0	0	0	0
214	21-02-2026	11-PM-02B Discharge line (I/V D/S Flange)	214	"	Flange	0	0	0	0	0	0
215	21-02-2026	11-PM-02B Discharge line (I/V Flange/Bonnet)	215	"	Flange	0	0	0	0	0	0
216	21-02-2026	11-PM-02B Discharge line (NRV Top Flange)	216	"	Flange	0	0	0	0	0	0
217	21-02-2026	11-PM-02B Discharge line (NRV U/S Flange)	217	"	Flange	0	0	0	0	0	0
218	21-02-2026	11-PM-02B Discharge line (NRV D/S Flange)	218	"	Flange	0	0	0	0	0	0
219	21-02-2026	FT-125A (U/S Flange)	219	"	Flange	0	0	0	0	0	0
220	21-02-2026	FT-125A (D/S Flange)	220	"	Flange	0	0	0	0	0	0
221	21-02-2026	FT-125A U/S line (I/V Gland)	221	4 Inch	Valve	0	0	0	0	0	0
222	21-02-2026	FT-125A U/S line (I/V U/S Flange)	222	"	Flange	0	0	0	0	0	0
223	21-02-2026	FT-125A U/S line (I/V D/S Flange)	223	"	Flange	0	0	0	0	0	0
224	21-02-2026	FT-125A U/S line (I/V Flange/Bonnet)	224	"	Flange	0	0	0	0	0	0
225	21-02-2026	FT-125A D/S line (I/V Gland)	225	"	Valve	0	0	0	0	0	0
226	21-02-2026	FT-125A D/S line (I/V U/S Flange)	226	"	Flange	0	0	0	0	0	0
227	21-02-2026	FT-125A D/S line (I/V D/S Flange)	227	"	Flange	0	0	0	0	0	0
228	21-02-2026	FT-125A D/S line (I/V Flange/Bonnet)	228	"	Flange	0	0	0	0	0	0
229	21-02-2026	FT-125A Bypass line (I/V Gland)	229	"	Valve	0	0	0	0	0	0
230	21-02-2026	FT-125A Bypass line (I/V U/S Flange)	230	"	Flange	0	0	0	0	0	0
231	21-02-2026	FT-125A Bypass line (I/V D/S Flange)	231	"	Flange	0	0	0	0	0	0
232	21-02-2026	FT-125A Bypass line (I/V Flange/Bonnet)	232	"	Flange	0	0	0	0	0	0
233	21-02-2026	11-PM-010A Suction line (I/V Gland)	233	4 Inch	Valve	0	0	0	0	0	0
234	21-02-2026	11-PM-010A Suction line (I/V Flange/Bonnet)	234	"	Flange	0	0	0	0	0	0
235	21-02-2026	11-PM-010A Suction line (I/V Gland)	235	"	Valve	0	0	0	0	0	0
236	21-02-2026	11-PM-010A Suction line (I/V Flange/Bonnet)	236	"	Flange	0	0	0	0	0	0
237	21-02-2026	11-PM-010A Discharge line (I/V Gland)	237	2 Inch	Valve	0	0	0	0	0	0
238	21-02-2026	11-PM-010A Discharge line (I/V U/S Flange)	238	"	Flange	0	0	0	0	0	0

Sr.No.	Date	Location	Tag No.	Line Size	Componenet Type	Screening Value (PPM) before Repair	Emission Kg/Hr	Emission Kg/day	Screening Value (PPM) afterRepair	Emission Kg/Hr	Emission Kg/day
239	21-02-2026	11-PM-010A Discharge line (I/V D/S Flange)	239	"	Flange	0	0	0	0	0	0
240	21-02-2026	11-PM-010A Discharge line (I/V Flange/Bonnet)	240	"	Flange	0	0	0	0	0	0
241	21-02-2026	11-PM-010A Discharge line (NRV Top Flange)	241	"	Flange	0	0	0	0	0	0
242	21-02-2026	11-PM-010A Discharge line (NRV U/S Flange)	242	"	Flange	0	0	0	0	0	0
243	21-02-2026	11-PM-010A Discharge line (NRV D/S Flange)	243	"	Flange	0	0	0	0	0	0
244	21-02-2026	11-PM-010A Discharge line drain (I/V Gland)	244	0.5 Inch	Flange	0	0	0	0	0	0
245	21-02-2026	11-PM-010A Discharge line drain (I/V Flange/Bonnet)	245	"	Flange	0	0	0	0	0	0
246	21-02-2026	11-PM-010A Discharge line drain (End Flange)	246	"	Flange	0	0	0	0	0	0
247	21-02-2026	11-PM-010BSuction line (I/V Gland)	247	4 Inch	Valve	0	0	0	0	0	0
248	21-02-2026	11-PM-010BSuction line (I/V Flange/Bonnet)	248	"	Flange	0	0	0	0	0	0
249	21-02-2026	11-PM-010BSuction line (I/V Gland)	249	"	Valve	0	0	0	0	0	0
250	21-02-2026	11-PM-010BSuction line (I/V Flange/Bonnet)	250	"	Flange	0	0	0	0	0	0
251	21-02-2026	11-PM-010BDischarge line (I/V Gland)	251	2 Inch	Valve	0	0	0	0	0	0
252	21-02-2026	11-PM-010BDischarge line (I/V U/S Flange)	252	"	Flange	0	0	0	0	0	0
253	21-02-2026	11-PM-010BDischarge line (I/V D/S Flange)	253	"	Flange	0	0	0	0	0	0
254	21-02-2026	11-PM-010BDischarge line (I/V Flange/Bonnet)	254	"	Flange	0	0	0	0	0	0
255	21-02-2026	11-PM-010BDischarge line (NRV Top Flange)	255	"	Flange	0	0	0	0	0	0
256	21-02-2026	11-PM-010BDischarge line (NRV U/S Flange)	256	"	Flange	0	0	0	0	0	0
257	21-02-2026	11-PM-010BDischarge line (NRV D/S Flange)	257	"	Flange	0	0	0	0	0	0
258	21-02-2026	11-PM-010BDischarge line drain (I/V Gland)	258	0.5 Inch	Flange	0	0	0	0	0	0
259	21-02-2026	11-PM-010BDischarge line drain (I/V Flange/Bonnet)	259	"	Flange	0	0	0	0	0	0
260	21-02-2026	11-PM-010BDischarge line drain (End Flange)	260	"	Flange	0	0	0	0	0	0
261	21-02-2026	11-LV-108 (C/V Gland)	261	1 Inch	Valve	17.2	0.000054	0.001295509	17.2	0.000054	0.001295509
262	21-02-2026	11-LV-108 (C/V U/S Flange)	262	"	Flange	0	0	0	0	0	0
263	21-02-2026	11-LV-108 (C/V D/S Flange)	263	"	Flange	0	0	0	0	0	0
264	21-02-2026	11-LV-108 (C/V Flange/Bonnet)	264	"	Flange	0	0	0	0	0	0
265	21-02-2026	11-LV-108 U/S line (I/V Gland)	265	2 Inch	Valve	0	0	0	0	0	0
266	21-02-2026	11-LV-108 U/S line (I/V U/S Flange)	266	"	Flange	0	0	0	0	0	0
267	21-02-2026	11-LV-108 U/S line (I/V D/S Flange)	267	"	Flange	0	0	0	0	0	0
268	21-02-2026	11-LV-108 U/S line (I/V Flange/Bonnet)	268	"	Flange	0	0	0	0	0	0
269	21-02-2026	11-LV-108 D/S line (I/V Gland)	269	"	Valve	0	0	0	0	0	0
270	21-02-2026	11-LV-108 D/S line (I/V U/S Flange)	270	"	Flange	0	0	0	0	0	0
271	21-02-2026	11-LV-108 D/S line (I/V D/S Flange)	271	"	Flange	0	0	0	0	0	0
272	21-02-2026	11-LV-108 D/S line (I/V Flange/Bonnet)	272	"	Flange	0	0	0	0	0	0
273	21-02-2026	11-LV-108 Bypass line (I/V Gland)	273	"	Valve	0	0	0	0	0	0
274	21-02-2026	11-LV-108 Bypass line (I/V U/S Flange)	274	"	Flange	0	0	0	0	0	0
275	21-02-2026	11-LV-108 Bypass line (I/V D/S Flange)	275	"	Flange	0	0	0	0	0	0
276	21-02-2026	11-LV-108 Bypass line (I/V Flange/Bonnet)	276	"	Flange	0	0	0	0	0	0
277	21-02-2026	11-LV-108 U/S line drain (I/V Gland)	277	0.5 Inch	Valve	0	0	0	0	0	0
278	21-02-2026	11-LV-108 U/S line drain (I/V Flange/Bonnet)	278	"	Flange	0	0	0	0	0	0

Sr.No.	Date	Location	Tag No.	Line Size	Componenet Type	Screening Value (PPM) before Repair	Emission Kg/Hr	Emission Kg/day	Screening Value (PPM) afterRepair	Emission Kg/Hr	Emission Kg/day
279	21-02-2026	11-LV-108 U/S line drain (End Flange)	279	"	Flange	0	0	0	0	0	0
280	21-02-2026	11-LV-108 D/S line drain (I/V Gland)	280	"	Valve	0	0	0	0	0	0
281	21-02-2026	11-LV-108 D/S line drain (I/V Flange/Bonnet)	281	"	Flange	0	0	0	0	0	0
282	21-02-2026	11-LV-108 D/S line drain (End Flange)	282	"	Flange	0	0	0	0	0	0
283	21-02-2026	11-PM-07A Suction line (I/V Gland)	283	Insulation	Valve	212.4	0.000271	0.006505253	212.4	0.000271	0.006505253
284	21-02-2026	11-PM-07A Discharge line(I/V Gland)	284	"	Valve	0	0	0	0	0	0
285	21-02-2026	11-PM-07A Discharge line drain (I/V Gland)	285	0.5 Inch	Valve	0	0	0	0	0	0
286	21-02-2026	11-PM-07A Discharge line drain (I/V Flange/Bonnet)	286	"	Flange	0	0	0	0	0	0
287	21-02-2026	11-PM-07A Discharge line drain (End Flange)	287	"	Flange	0	0	0	0	0	0
288	21-02-2026	11-PM-07B Suction line (I/V Gland)	288	Insulation	Valve	0	0	0	0	0	0
289	21-02-2026	11-PM-07B Suction line upper / Kero -II (I/V Gland)	289	"	Valve	270.8	0.000317	0.007603113	270.8	0.000317	0.007603113
290	21-02-2026	11-PM-07B Discharge line(I/V Gland)	290	"	Valve	0	0	0	0	0	0
291	21-02-2026	11-PM-07B Discharge line Kero -II (I/V Gland)	291	"	Valve	0	0	0	0	0	0
292	21-02-2026	11-PM-07B Discharge line drain (I/V Gland)	292	0.5 Inch	Valve	230.6	0.000286	0.00685783	230.6	0.000286	0.00685783
293	21-02-2026	11-PM-07B Discharge line drain (I/V Flange/Bonnet)	293	"	Flange	0	0	0	0	0	0
294	21-02-2026	11-PM-07B Discharge line drain (End Flange)	294	"	Flange	0	0	0	0	0	0
295	21-02-2026	11-PM-06 Suction line (I/V Gland)	295	Insulation	Valve	0	0	0	0	0	0
296	21-02-2026	11-PM-06 Discharge line(I/V Gland)	296	"	Valve	483.5	0.000460	0.011030966	483.5	0.000460	0.011030966
297	21-02-2026	11-PM-06 Discharge line drain (I/V Gland)	297	0.5 Inch	Valve	0	0	0	0	0	0
298	21-02-2026	11-PM-06 Discharge line drain (I/V Flange/Bonnet)	298	"	Flange	0	0	0	0	0	0
299	21-02-2026	11-PM-06 Discharge line drain (End Flange)	299	"	Flange	0	0	0	0	0	0
300	21-02-2026	11-PM-07C Suction line (I/V Gland)	300	Insulation	Valve	0	0	0	0	0	0
301	21-02-2026	11-PM-07C Suction line upper / Kero -II (I/V Gland)	301	"	Valve	622.9	0.000541	0.01297919	622.9	0.000541	0.01297919
302	21-02-2026	11-PM-07C Discharge line(I/V Gland)	302	"	Valve	0	0	0	0	0	0
303	21-02-2026	11-PM-003A Suction line (I/V Gland)	303	Insulation	Valve	0	0	0	0	0	0
304	21-02-2026	11-PM-003A Discharge line(I/V Gland)	304	"	Valve	0	0	0	0	0	0
305	21-02-2026	11-PM-003A Discharge line drain (I/V Gland)	305	0.5 Inch	Valve	0	0	0	0	0	0
306	21-02-2026	11-PM-003A Discharge line drain (I/V Flange/Bonnet)	306	"	Flange	0	0	0	0	0	0
307	21-02-2026	11-PM-003A Discharge line drain (End Flange)	307	"	Flange	0	0	0	0	0	0
308	21-02-2026	11-PM-003B Suction line (I/V Gland)	308	Insulation	Valve	0	0	0	0	0	0
309	21-02-2026	11-PM-003B Discharge line(I/V Gland)	309	"	Valve	13.9	0.000047	0.001129917	13.9	0.000047	0.001129917
310	21-02-2026	11-PM-003B Discharge line drain (I/V Gland)	310	0.5 Inch	Valve	0	0	0	0	0	0
311	21-02-2026	11-PM-003B Discharge line drain (I/V Flange/Bonnet)	311	"	Flange	0	0	0	0	0	0
312	21-02-2026	11-PM-003B Discharge line drain (End Flange)	312	"	Flange	0	0	0	0	0	0
313	23-02-2026	11-PV-103 (C/V Gland)	313	Insulation	Valve	32.6	0.000081	0.001953065	32.6	0.000081	0.001953065
314	23-02-2026	11-PV-103 U/S line (I/V Gland)	314	4 Inch	Valve	0	0	0	0	0	0
315	23-02-2026	11-PV-103 U/S line (I/V U/S Flange)	315	"	Flange	0	0	0	0	0	0
316	23-02-2026	11-PV-103 U/S line (I/V D/S Flange)	316	"	Flange	0	0	0	0	0	0
317	23-02-2026	11-PV-103 U/S line (I/V Flange/Bonnet)	317	"	Flange	0	0	0	0	0	0
318	23-02-2026	11-PV-103 D/S line(I/V Gland)	318	Insulation	Valve	0	0	0	0	0	0

Sr.No.	Date	Location	Tag No.	Line Size	Componenet Type	Screening Value (PPM) before Repair	Emission Kg/Hr	Emission Kg/day	Screening Value (PPM) afterRepair	Emission Kg/Hr	Emission Kg/day
319	23-02-2026	11-PV-103 Bypass line (I/V Gland)	319	"	Valve	0	0	0	0	0	0
320	23-02-2026	11-PV-103 Bypass line (I/V U/S Flange)	320	"	Flange	0	0	0	0	0	0
321	23-02-2026	11-PV-103 Bypass line (I/V D/S Flange)	321	"	Flange	0	0	0	0	0	0
322	23-02-2026	11-PV-103 Bypass line (I/V Flange/Bonnet)	322	"	Flange	0	0	0	0	0	0
323	23-02-2026	11-PV-103 U/S drain line (I/V Gland)	323	0.5 Inch	Valve	0	0	0	0	0	0
324	23-02-2026	11-PV-103 U/S drain line (I/V Flange/Bonnet)	324	"	Flange	0	0	0	0	0	0
325	23-02-2026	11-PV-103 U/S drain line (End Flange)	325	"	Flange	0	0	0	0	0	0
326	23-02-2026	11-PV-103 D/S drain line (I/V Gland)	326	"	Valve	0	0	0	0	0	0
327	23-02-2026	11-PV-103 D/S drain line (I/V Flange/Bonnet)	327	"	Flange	0	0	0	0	0	0
328	23-02-2026	11-PV-103 D/S drain line (End Flange)	328	"	Flange	0	0	0	0	0	0
329	23-02-2026	11-DPV-2040 (C/V Gland)	329	1.5 Inch	Valve	0	0	0	0	0	0
330	23-02-2026	11-DPV-2040 (C/V U/S Flange)	330	"	Flange	0	0	0	0	0	0
331	23-02-2026	11-DPV-2040 (C/V D/S Flange)	331	"	Flange	0	0	0	0	0	0
332	23-02-2026	11-DPV-2040 (C/V Flange/Bonnet)	332	"	Flange	0	0	0	0	0	0
333	23-02-2026	11-DPV-2040 U/S line(I/V Gland)	333	Insulation	Valve	0	0	0	0	0	0
334	23-02-2026	11-DPV-2040 D/S line(I/V Gland)	334	Insulation	Valve	0	0	0	0	0	0
335	23-02-2026	11-DPV-2040 Bypass line(I/V Gland)	335	Insulation	Valve	0	0	0	0	0	0
336	23-02-2026	11-DPV-2040 drain line (I/V Gland)	336	0.5 Inch	Valve	0	0	0	0	0	0
337	23-02-2026	11-DPV-2040 drain line (I/V Flange/Bonnet)	337	"	Flange	0	0	0	0	0	0
338	23-02-2026	11-DPV-2040 drain line (End Flange)	338	"	Flange	0	0	0	0	0	0
339	23-02-2026	11-FV-2006 (C/V Gland)	339	Insulation	Valve	0	0	0	0	0	0
340	23-02-2026	11-FV-2006 U/S line(I/V Gland)	340	Insulation	Valve	0	0	0	0	0	0
341	23-02-2026	11-FV-2006 D/S line(I/V Gland)	341	Insulation	Valve	0	0	0	0	0	0
342	23-02-2026	11-FV-2006 Bypass line(I/V Gland)	342	Insulation	Valve	0	0	0	0	0	0
343	23-02-2026	11-FV-2006 drain line (I/V Gland)	343	0.5 Inch	Valve	0	0	0	0	0	0
344	23-02-2026	11-FV-2006 drain line (I/V Flange/Bonnet)	344	"	Flange	0	0	0	0	0	0
345	23-02-2026	11-FV-2006 drain line (End Flange)	345	"	Flange	0	0	0	0	0	0
346	23-02-2026	11-F-001 Pilot Burner No.01 (I/V Gland)	346	Insulation	Valve	0	0	0	0	0	0
347	23-02-2026	11-F-001 Pilot Burner No.02 (I/V Gland)	347	Insulation	Valve	0	0	0	0	0	0
348	23-02-2026	11-F-001 Pilot Burner No.03 (I/V Gland)	348	Insulation	Valve	0	0	0	0	0	0
349	23-02-2026	11-F-001 Pilot Burner No.04 (I/V Gland)	349	Insulation	Valve	0	0	0	0	0	0
350	23-02-2026	11-F-001 Pilot Burner No.05 (I/V Gland)	350	Insulation	Valve	0	0	0	0	0	0
351	23-02-2026	11-F-001 Pilot Burner No.06 (I/V Gland)	351	Insulation	Valve	0	0	0	0	0	0
352	23-02-2026	11-F-001 Pilot Burner No.07 (I/V Gland)	352	Insulation	Valve	0	0	0	0	0	0
353	23-02-2026	11-F-001 Pilot Burner No.08 (I/V Gland)	353	Insulation	Valve	0	0	0	0	0	0
354	23-02-2026	11-F-001 F.G Burner No.01 (A/V Gland)	354	Insulation	Valve	0	0	0	0	0	0
355	23-02-2026	11-F-001 F.G Burner No.02 (A/V Gland)	355	Insulation	Valve	0	0	0	0	0	0
356	23-02-2026	11-F-001 F.G Burner No.03 (A/V Gland)	356	Insulation	Valve	0	0	0	0	0	0
357	23-02-2026	11-F-001 F.G Burner No.04 (A/V Gland)	357	Insulation	Valve	0	0	0	0	0	0
358	23-02-2026	11-F-001 F.G Burner No.05 (A/V Gland)	358	Insulation	Valve	0	0	0	0	0	0

Sr.No.	Date	Location	Tag No.	Line Size	Componenet Type	Screening Value (PPM) before Repair	Emission Kg/Hr	Emission Kg/day	Screening Value (PPM) afterRepair	Emission Kg/Hr	Emission Kg/day
359	23-02-2026	11-F-001 F.G Burner No.06 (A/V Gland)	359	Insulation	Valve	0	0	0	0	0	0
360	23-02-2026	11-F-001 F.G Burner No.07 (A/V Gland)	360	Insulation	Valve	0	0	0	0	0	0
361	23-02-2026	11-F-001 F.G Burner No.08 (A/V Gland)	361	Insulation	Valve	0	0	0	0	0	0
362	23-02-2026	11-FV-126 (C/V Gland)	362	3 Inch	Valve	0	0	0	0	0	0
363	23-02-2026	11-FV-126 (C/V U/S Flange)	363	"	Flange	0	0	0	0	0	0
364	23-02-2026	11-FV-126 (C/V D/S Flange)	364	"	Flange	0	0	0	0	0	0
365	23-02-2026	11-FV-126 (C/V Flange/Bonnet)	365	"	Flange	0	0	0	0	0	0
366	23-02-2026	11-FV-126 U/S line (I/V Gland)	366	4 Inch	Valve	0	0	0	0	0	0
367	23-02-2026	11-FV-126 U/S line (I/V U/S Flange)	367	"	Flange	0	0	0	0	0	0
368	23-02-2026	11-FV-126 U/S line (I/V D/S Flange)	368	"	Flange	0	0	0	0	0	0
369	23-02-2026	11-FV-126 U/S line (I/V Flange/Bonnet)	369	"	Flange	0	0	0	0	0	0
370	23-02-2026	11-FV-126 D/S line (I/V Gland)	370	"	Valve	0	0	0	0	0	0
371	23-02-2026	11-FV-126 D/S line (I/V U/S Flange)	371	"	Flange	0	0	0	0	0	0
372	23-02-2026	11-FV-126 D/S line (I/V D/S Flange)	372	"	Flange	0	0	0	0	0	0
373	23-02-2026	11-FV-126 D/S line (I/V Flange/Bonnet)	373	"	Flange	0	0	0	0	0	0
374	23-02-2026	11-FV-126 Bypass line (I/V Gland)	374	"	Valve	0	0	0	0	0	0
375	23-02-2026	11-FV-126 Bypass line (I/V U/S Flange)	375	"	Flange	0	0	0	0	0	0
376	23-02-2026	11-FV-126 Bypass line (I/V D/S Flange)	376	"	Flange	0	0	0	0	0	0
377	23-02-2026	11-FV-126 Bypass line (I/V Flange/Bonnet)	377	"	Flange	0	0	0	0	0	0
378	23-02-2026	11-FV-126 U/S line drain (I/V Gland)	378	0.5 Inch	Valve	0	0	0	0	0	0
379	23-02-2026	11-FV-126 U/S line drain (I/V Flange/Bonnet)	379	"	Flange	0	0	0	0	0	0
380	23-02-2026	11-FV-126 U/S line drain (End Flange)	380	"	Flange	0	0	0	0	0	0
381	23-02-2026	11-FV-126 D/S line drain (I/V Gland)	381	"	Valve	0	0	0	0	0	0
382	23-02-2026	11-FV-126 D/S line drain (I/V Flange/Bonnet)	382	"	Flange	0	0	0	0	0	0
383	23-02-2026	11-FV-126 To C-05 Bypass line (I/V Gland)	383	4 Inch	Valve	0	0	0	0	0	0
384	23-02-2026	11-FV-126 To C-05 Bypass line (I/V U/S Flange)	384	"	Flange	0	0	0	0	0	0
385	23-02-2026	11-FV-126 To C-05 Bypass line (I/V D/S Flange)	385	"	Flange	0	0	0	0	0	0
386	23-02-2026	11-FV-126 To C-05 Bypass line (I/V Flange/Bonnet)	386	"	Flange	0	0	0	0	0	0
387	23-02-2026	11-FV-126 To P-02 Discharge To V-153 line (I/V Gland)	387	"	Valve	0	0	0	0	0	0
388	23-02-2026	11-FV-126 To P-02 Discharge To V-153 line (I/V U/S Flange)	388	"	Flange	0	0	0	0	0	0
389	23-02-2026	11-FV-126 To P-02 Discharge To V-153 line (I/V D/S Flange)	389	"	Flange	0	0	0	0	0	0
390	23-02-2026	11-FV-126 To P-02 Discharge To V-153 line (I/V Flange/Bonnet)	390	"	Flange	0	0	0	0	0	0
391	23-02-2026	11-FV-126 To E- 09 line (I/V Gland)	391	"	Valve	0	0	0	0	0	0
392	23-02-2026	11-FV-126 To E- 09 line (I/V U/S Flange)	392	"	Flange	0	0	0	0	0	0
393	23-02-2026	11-FV-126 To E- 09 line (I/V D/S Flange)	393	"	Flange	0	0	0	0	0	0
394	23-02-2026	11-FV-126 To E- 09 line (I/V Flange/Bonnet)	394	"	Flange	0	0	0	0	0	0
395	23-02-2026	11-FV-126 To E- 09 line (NRV Top Flange)	395	"	Flange	0	0	0	0	0	0
396	23-02-2026	11-FV-126 To E- 09 line (NRV U/S Flange)	396	"	Flange	0	0	0	0	0	0
397	23-02-2026	11-FV-126 To E- 09 line (NRV D/S Flange)	397	"	Flange	0	0	0	0	0	0
398	23-02-2026	11-E-009 Tube side Inlet line (I/V Gland)	398	Insulation	Valve	181.8	0.000245	0.005886949	181.8	0.000245	0.005886949

Sr.No.	Date	Location	Tag No.	Line Size	Componenet Type	Screening Value (PPM) before Repair	Emission Kg/Hr	Emission Kg/day	Screening Value (PPM) afterRepair	Emission Kg/Hr	Emission Kg/day
399	23-02-2026	11-E-009 Tube side Outlet line (I/V Gland)	399	3 Inch	Valve	725.9	0.000597	0.014319041	725.9	0.000597	0.014319041
400	23-02-2026	11-E-009 Tube side Outlet line (I/V U/S Flange)	400	"	Flange	0	0	0	0	0	0
401	23-02-2026	11-E-009 Tube side Outlet line (I/V D/S Flange)	401	"	Flange	0	0	0	0	0	0
402	23-02-2026	11-E-009 Tube side Outlet line (I/V Flange/Bonnet)	402	"	Flange	0	0	0	0	0	0
403	23-02-2026	11-E-009 Tube side bypass line (I/V Gland)	403	3 Inch	Valve	1514	0.000956	0.022954711	1514	0.000956	0.022954711
404	23-02-2026	11-E-009 Tube side bypass line (I/V U/S Flange)	404	"	Flange	0	0	0	0	0	0
405	23-02-2026	11-E-009 Tube side bypass line (I/V D/S Flange)	405	"	Flange	0	0	0	0	0	0
406	23-02-2026	11-E-009 Tube side bypass line (I/V Flange/Bonnet)	406	"	Flange	0	0	0	0	0	0
407	23-02-2026	11-FV-174 (C/V Gland)	407	1.5 Inch	Valve	0	0	0	0	0	0
408	23-02-2026	11-FV-174 (C/V U/S Flange)	408	"	Flange	0	0	0	0	0	0
409	23-02-2026	11-FV-174 (C/V D/S Flange)	409	"	Flange	0	0	0	0	0	0
410	23-02-2026	11-FV-174 (C/V Flange/Bonnet)	410	"	Flange	0	0	0	0	0	0
411	23-02-2026	11-FV-174 U/S line (I/V Gland)	411	2 Inch	Valve	0	0	0	0	0	0
412	23-02-2026	11-FV-174 U/S line (I/V U/S Flange)	412	"	Flange	0	0	0	0	0	0
413	23-02-2026	11-FV-174 U/S line (I/V D/S Flange)	413	"	Flange	0	0	0	0	0	0
414	23-02-2026	11-FV-174 U/S line (I/V Flange/Bonnet)	414	"	Flange	0	0	0	0	0	0
415	23-02-2026	11-FV-174 D/S line (I/V Gland)	415	"	Valve	0	0	0	0	0	0
416	23-02-2026	11-FV-174 D/S line (I/V U/S Flange)	416	"	Flange	0	0	0	0	0	0
417	23-02-2026	11-FV-174 D/S line (I/V D/S Flange)	417	"	Flange	0	0	0	0	0	0
418	23-02-2026	11-FV-174 D/S line (I/V Flange/Bonnet)	418	"	Flange	0	0	0	0	0	0
419	23-02-2026	11-FV-174 Bypass line (I/V Gland)	419	"	Valve	0	0	0	0	0	0
420	23-02-2026	11-FV-174 Bypass line (I/V U/S Flange)	420	"	Flange	0	0	0	0	0	0
421	23-02-2026	11-FV-174 Bypass line (I/V D/S Flange)	421	"	Flange	0	0	0	0	0	0
422	23-02-2026	11-FV-174 Bypass line (I/V Flange/Bonnet)	422	"	Flange	0	0	0	0	0	0
423	23-02-2026	11-FV-174 U/S line drain (I/V Gland)	423	0.5 Inch	Valve	0	0	0	0	0	0
424	23-02-2026	11-FV-174 U/S line drain (I/V Flange/Bonnet)	424	"	Flange	0	0	0	0	0	0
425	23-02-2026	11-FV-174 U/S line drain (End Flange)	425	"	Flange	0	0	0	0	0	0
426	23-02-2026	11-FV-174 D/S line drain (I/V Gland)	426	"	Valve	0	0	0	0	0	0
427	23-02-2026	11-FV-174 D/S line drain (I/V Flange/Bonnet)	427	"	Flange	0	0	0	0	0	0
428	23-02-2026	11-FV-174 RFN To G.O line (I/V Gland)	428	2 Inch	Valve	0	0	0	0	0	0
429	23-02-2026	11-FV-174 RFN To G.O line (I/V U/S Flange)	429	"	Flange	0	0	0	0	0	0
430	23-02-2026	11-FV-174 RFN To G.O line (I/V D/S Flange)	430	"	Flange	0	0	0	0	0	0
431	23-02-2026	11-FV-174 RFN To G.O line (I/V Flange/Bonnet)	431	"	Flange	0	0	0	0	0	0
432	23-02-2026	11-FV-174 To FV-134/RFN Rundown line (I/V Gland)	432	"	Valve	5130	0.002094	0.050248878	5130	0.002094	0.050248878
433	23-02-2026	11-FV-174 To FV-134/RFN Rundown line (I/V U/S Flange)	433	"	Flange	0	0	0	0	0	0
434	23-02-2026	11-FV-174 To FV-134/RFN Rundown line (I/V D/S Flange)	434	"	Flange	0	0	0	0	0	0
435	23-02-2026	11-FV-174 To FV-134/RFN Rundown line (I/V Flange/Bonnet)	435	"	Flange	0	0	0	0	0	0
436	23-02-2026	11-FV-134 (C/V Gland)	436	1.5 Inch	Valve	0	0	0	0	0	0
437	23-02-2026	11-FV-134 (C/V U/S Flange)	437	"	Flange	0	0	0	0	0	0
438	23-02-2026	11-FV-134 (C/V D/S Flange)	438	"	Flange	0	0	0	0	0	0

Sr.No.	Date	Location	Tag No.	Line Size	Componenet Type	Screening Value (PPM) before Repair	Emission Kg/Hr	Emission Kg/day	Screening Value (PPM) afterRepair	Emission Kg/Hr	Emission Kg/day
439	23-02-2026	11-FV-134 (C/V Flange/Bonnet)	439	"	Flange	0	0	0	0	0	0
440	23-02-2026	11-FV-134 U/S line (I/V Gland)	440	2 Inch	Valve	26.2	0.000071	0.00169 7385	26.2	0.000 071	0.001697 385
441	23-02-2026	11-FV-134 U/S line (I/V U/S Flange)	441	"	Flange	0	0	0	0	0	0
442	23-02-2026	11-FV-134 U/S line (I/V D/S Flange)	442	"	Flange	0	0	0	0	0	0
443	23-02-2026	11-FV-134 U/S line (I/V Flange/Bonnet)	443	"	Flange	0	0	0	0	0	0
444	23-02-2026	11-FV-134 D/S line (I/V Gland)	444	"	Valve	0	0	0	0	0	0
445	23-02-2026	11-FV-134 D/S line (I/V U/S Flange)	445	"	Flange	0	0	0	0	0	0
446	23-02-2026	11-FV-134 D/S line (I/V D/S Flange)	446	"	Flange	0	0	0	0	0	0
447	23-02-2026	11-FV-134 D/S line (I/V Flange/Bonnet)	447	"	Flange	0	0	0	0	0	0
448	23-02-2026	11-FV-134 Bypass line (I/V Gland)	448	"	Valve	0	0	0	0	0	0
449	23-02-2026	11-FV-134 Bypass line (I/V Flange/Bonnet)	449	"	Flange	0	0	0	0	0	0
450	23-02-2026	11-FV-134 U/S drain line (I/V Gland)	450	0.5 Inch	Valve	0	0	0	0	0	0
451	23-02-2026	11-FV-134 U/S drain line (I/V Flange/Bonnet)	451	"	Flange	0	0	0	0	0	0
452	23-02-2026	11-FV-134 U/S drain line (End Flange)	452	"	Flange	0	0	0	0	0	0
453	23-02-2026	11-FV-134 D/S drain line (I/V Gland)	453	"	Valve	0	0	0	0	0	0
454	23-02-2026	11-FV-134 D/S drain line (I/V Flange/Bonnet)	454	"	Flange	0	0	0	0	0	0
455	23-02-2026	11-FV-134 D/S drain line (End Flange)	455	"	Flange	0	0	0	0	0	0
456	23-02-2026	11-LV-109 (C/V Gland)	456	2 Inch	Valve	4603	0.001953	0.04687 0903	4603	0.001 953	0.046870 903
457	23-02-2026	11-LV-109 (C/V U/S Flange)	457	"	Flange	0	0	0	0	0	0
458	23-02-2026	11-LV-109 (C/V D/S Flange)	458	"	Flange	0	0	0	0	0	0
459	23-02-2026	11-LV-109 (C/V Flange/Bonnet)	459	"	Flange	0	0	0	0	0	0
460	23-02-2026	11-LV-109 U/S line (I/V Gland)	460	3 Inch	Valve	0	0	0	0	0	0
461	23-02-2026	11-LV-109 U/S line (I/V U/S Flange)	461	"	Flange	0	0	0	0	0	0
462	23-02-2026	11-LV-109 U/S line (I/V D/S Flange)	462	"	Flange	0	0	0	0	0	0
463	23-02-2026	11-LV-109 U/S line (I/V Flange/Bonnet)	463	"	Flange	0	0	0	0	0	0
464	23-02-2026	11-LV-109 D/S line (I/V Gland)	464	"	Valve	0	0	0	0	0	0
465	23-02-2026	11-LV-109 D/S line (I/V U/S Flange)	465	"	Flange	0	0	0	0	0	0
466	23-02-2026	11-LV-109 D/S line (I/V D/S Flange)	466	"	Flange	0	0	0	0	0	0
467	23-02-2026	11-LV-109 D/S line (I/V Flange/Bonnet)	467	"	Flange	0	0	0	0	0	0
468	23-02-2026	11-LV-109 Bypass line (I/V Gland)	468	2 Inch	Flange	0	0	0	0	0	0
469	23-02-2026	11-LV-109 Bypass line (I/V Flange/Bonnet)	469	"	Flange	0	0	0	0	0	0
470	23-02-2026	11-LV-109 U/S drain line (I/V Gland)	470	0.5 Inch	Valve	0	0	0	0	0	0
471	23-02-2026	11-LV-109 U/S drain line (I/V Flange/Bonnet)	471	"	Flange	0	0	0	0	0	0
472	23-02-2026	11-LV-109 U/S drain line (End Flange)	472	"	Flange	0	0	0	0	0	0
473	23-02-2026	11-LV-109 D/S drain line (I/V Gland)	473	"	Valve	0	0	0	0	0	0
474	23-02-2026	11-LV-109 D/S drain line (I/V Flange/Bonnet)	474	"	Flange	0	0	0	0	0	0
475	23-02-2026	11-LV-109 D/S drain line (End Flange)	475	"	Flange	0	0	0	0	0	0
476	23-02-2026	11-LV-110 (C/V Gland)	476	2 Inch	Valve	0	0	0	0	0	0
477	23-02-2026	11-LV-110 (C/V U/S Flange)	477	"	Flange	0	0	0	0	0	0
478	23-02-2026	11-LV-110 (C/V D/S Flange)	478	"	Flange	0	0	0	0	0	0

Sr.No.	Date	Location	Tag No.	Line Size	Componenet Type	Screening Value (PPM) before Repair	Emission Kg/Hr	Emission Kg/day	Screening Value (PPM) afterRepair	Emission Kg/Hr	Emission Kg/day
479	23-02-2026	11-LV-110 (C/V Flange/Bonnet)	479	"	Flange	0	0	0	0	0	0
480	23-02-2026	11-LV-110 U/S line (I/V Gland)	480	"	Valve	0	0	0	0	0	0
481	23-02-2026	11-LV-110 U/S line (I/V U/S Flange)	481	"	Flange	0	0	0	0	0	0
482	23-02-2026	11-LV-110 U/S line (I/V D/S Flange)	482	"	Flange	0	0	0	0	0	0
483	23-02-2026	11-LV-110 U/S line (I/V Flange/Bonnet)	483	"	Flange	0	0	0	0	0	0
484	23-02-2026	11-LV-110 D/S line (I/V Gland)	484	"	Valve	0	0	0	0	0	0
485	23-02-2026	11-LV-110 D/S line (I/V U/S Flange)	485	"	Flange	0	0	0	0	0	0
486	23-02-2026	11-LV-110 D/S line (I/V D/S Flange)	486	"	Flange	0	0	0	0	0	0
487	23-02-2026	11-LV-110 D/S line (I/V Flange/Bonnet)	487	"	Flange	0	0	0	0	0	0
488	23-02-2026	11-LV-110 Bypass line (I/V Gland)	488	"	Flange	0	0	0	0	0	0
489	23-02-2026	11-LV-110 Bypass line (I/V Flange/Bonnet)	489	"	Flange	0	0	0	0	0	0
490	23-02-2026	11-LV-110 U/S drain line (I/V Gland)	490	0.5 Inch	Valve	0	0	0	0	0	0
491	23-02-2026	11-LV-110 U/S drain line (I/V Flange/Bonnet)	491	"	Flange	0	0	0	0	0	0
492	23-02-2026	11-LV-110 U/S drain line (End Flange)	492	"	Flange	0	0	0	0	0	0
493	23-02-2026	11-LV-110 D/S drain line (I/V Gland)	493	"	Valve	0	0	0	0	0	0
494	23-02-2026	11-LV-110 D/S drain line (I/V Flange/Bonnet)	494	"	Flange	0	0	0	0	0	0
495	23-02-2026	11-LV-110 D/S drain line (End Flange)	495	"	Flange	0	0	0	0	0	0
496	23-02-2026	11-LV-110 KERO COMP line (I/V Gland)	496	2 Inch	Valve	0	0	0	0	0	0
497	23-02-2026	11-LV-110 KERO COMP line (I/V U/S Flange)	497	"	Flange	0	0	0	0	0	0
498	23-02-2026	11-LV-110 KERO COMP line (I/V D/S Flange)	498	"	Flange	0	0	0	0	0	0
499	23-02-2026	11-LV-110 KERO COMP line (I/V Flange/Bonnet)	499	"	Flange	0	0	0	0	0	0
500	23-02-2026	11-LV-110 K/C TO SRN line (I/V Gland)	500	"	Valve	0	0	0	0	0	0
501	23-02-2026	11-LV-110 K/C TO SRN line (I/V U/S Flange)	501	"	Flange	0	0	0	0	0	0
502	23-02-2026	11-LV-110 K/C TO SRN line (I/V D/S Flange)	502	"	Flange	0	0	0	0	0	0
503	23-02-2026	11-LV-110 K/C TO SRN line (I/V Flange/Bonnet)	503	"	Flange	0	0	0	0	0	0
504	23-02-2026	11-LV-110 K/C TO KERO-I line (I/V Gland)	504	"	Valve	0	0	0	0	0	0
505	23-02-2026	11-LV-110 K/C TO KERO-I line (I/V U/S Flange)	505	"	Flange	0	0	0	0	0	0
506	23-02-2026	11-LV-110 K/C TO KERO-I line (I/V D/S Flange)	506	"	Flange	0	0	0	0	0	0
507	23-02-2026	11-LV-110 K/C TO KERO-I line (I/V Flange/Bonnet)	507	"	Flange	0	0	0	0	0	0
508	23-02-2026	11-FV-127 (C/V Gland)	508	3 Inch	Valve	0	0	0	0	0	0
509	23-02-2026	11-FV-127 (C/V U/S Flange)	509	"	Flange	0	0	0	0	0	0
510	23-02-2026	11-FV-127 (C/V D/S Flange)	510	"	Flange	0	0	0	0	0	0
511	23-02-2026	11-FV-127 (C/V Flange/Bonnet)	511	"	Flange	0	0	0	0	0	0
512	23-02-2026	11-FV-127 U/S line (I/V Gland)	512	"	Valve	0	0	0	0	0	0
513	23-02-2026	11-FV-127 U/S line (I/V U/S Flange)	513	"	Flange	0	0	0	0	0	0
514	23-02-2026	11-FV-127 U/S line (I/V D/S Flange)	514	"	Flange	0	0	0	0	0	0
515	23-02-2026	11-FV-127 U/S line (I/V Flange/Bonnet)	515	"	Flange	0	0	0	0	0	0
516	23-02-2026	11-FV-127 D/S line (I/V Gland)	516	"	Valve	0	0	0	0	0	0
517	23-02-2026	11-FV-127 D/S line (I/V U/S Flange)	517	"	Flange	0	0	0	0	0	0
518	23-02-2026	11-FV-127 D/S line (I/V D/S Flange)	518	"	Flange	0	0	0	0	0	0

Sr.No.	Date	Location	Tag No.	Line Size	Componenet Type	Screening Value (PPM) before Repair	Emission Kg/Hr	Emission Kg/day	Screening Value (PPM) afterRepair	Emission Kg/Hr	Emission Kg/day
519	23-02-2026	11-FV-127 D/S line (I/V Flange/Bonnet)	519	"	Flange	0	0	0	0	0	0
520	23-02-2026	11-FV-127 Bypass line (I/V Gland)	520	"	Valve	0	0	0	0	0	0
521	23-02-2026	11-FV-127 Bypass line (I/V U/S Flange)	521	"	Flange	0	0	0	0	0	0
522	23-02-2026	11-FV-127 Bypass line (I/V D/S Flange)	522	"	Flange	0	0	0	0	0	0
523	23-02-2026	11-FV-127 Bypass line (I/V Flange/Bonnet)	523	"	Flange	0	0	0	0	0	0
524	23-02-2026	11-FV-127 U/S line drain (I/V Gland)	524	0.5 Inch	Valve	0	0	0	0	0	0
525	23-02-2026	11-FV-127 U/S line drain (I/V Flange/Bonnet)	525	"	Flange	0	0	0	0	0	0
526	23-02-2026	11-FV-127 U/S line drain (End Flange)	526	"	Flange	0	0	0	0	0	0
527	23-02-2026	11-FV-127 D/S line drain (I/V Gland)	527	"	Valve	0	0	0	0	0	0
528	23-02-2026	11-FV-127 D/S line drain (I/V Flange/Bonnet)	528	"	Flange	0	0	0	0	0	0
529	23-02-2026	11-FV-127 D/S line drain (End Flange)	529	"	Flange	0	0	0	0	0	0
530	23-02-2026	11-FV-128 (C/V Gland)	530	1.5 Inch	Valve	0	0	0	0	0	0
531	23-02-2026	11-FV-128 (C/V U/S Flange)	531	"	Flange	0	0	0	0	0	0
532	23-02-2026	11-FV-128 (C/V D/S Flange)	532	"	Flange	0	0	0	0	0	0
533	23-02-2026	11-FV-128 (C/V Flange/Bonnet)	533	"	Flange	0	0	0	0	0	0
534	23-02-2026	11-FV-128 U/S line (I/V Gland)	534	4 Inch	Valve	0	0	0	0	0	0
535	23-02-2026	11-FV-128 U/S line (I/V U/S Flange)	535	"	Flange	0	0	0	0	0	0
536	23-02-2026	11-FV-128 U/S line (I/V D/S Flange)	536	"	Flange	0	0	0	0	0	0
537	23-02-2026	11-FV-128 U/S line (I/V Flange/Bonnet)	537	"	Flange	0	0	0	0	0	0
538	23-02-2026	11-FV-128 D/S line (I/V Gland)	538	"	Valve	0	0	0	0	0	0
539	23-02-2026	11-FV-128 D/S line (I/V U/S Flange)	539	"	Flange	0	0	0	0	0	0
540	23-02-2026	11-FV-128 D/S line (I/V D/S Flange)	540	"	Flange	0	0	0	0	0	0
541	23-02-2026	11-FV-128 D/S line (I/V Flange/Bonnet)	541	"	Flange	0	0	0	0	0	0
542	23-02-2026	11-FV-128 Bypass line (I/V Gland)	542	"	Valve	0	0	0	0	0	0
543	23-02-2026	11-FV-128 Bypass line (I/V U/S Flange)	543	"	Flange	0	0	0	0	0	0
544	23-02-2026	11-FV-128 Bypass line (I/V D/S Flange)	544	"	Flange	0	0	0	0	0	0
545	23-02-2026	11-FV-128 Bypass line (I/V Flange/Bonnet)	545	"	Flange	0	0	0	0	0	0
546	23-02-2026	11-FV-128 Drain line (I/V Gland)	546	0.5 Inch	Valve	0	0	0	0	0	0
547	23-02-2026	11-FV-128 Drain line (I/V Flange/Bonnet)	547	"	Flange	0	0	0	0	0	0
548	23-02-2026	11-FV-128 Drain line (End Flange)	548	"	Flange	0	0	0	0	0	0
549	23-02-2026	11-FV-122 (C/V Gland)	549	4 Inch	Valve	0	0	0	0	0	0
550	23-02-2026	11-FV-122 (C/V U/S Flange)	550	"	Flange	0	0	0	0	0	0
551	23-02-2026	11-FV-122 (C/V D/S Flange)	551	"	Flange	0	0	0	0	0	0
552	23-02-2026	11-FV-122 (C/V Flange/Bonnet)	552	"	Flange	0	0	0	0	0	0
553	23-02-2026	11-FV-122 U/S line (I/V Gland)	553	Insulation	Valve	120.2	0.000188	0.0045133669	120.2	0.000188	0.004513669
554	23-02-2026	11-FV-122 D/S line (I/V Gland)	554	Insulation	Valve	0	0	0	0	0	0
555	23-02-2026	11-FV-122 Bypass line (I/V Gland)	555	Insulation	Valve	0	0	0	0	0	0
556	23-02-2026	11-FV-122 Drain line (I/V Gland)	556	0.5 Inch	Valve	0	0	0	0	0	0
557	23-02-2026	11-FV-122 Drain line (I/V Flange/Bonnet)	557	"	Flange	0	0	0	0	0	0
558	23-02-2026	11-FV-122 Drain line (End Flange)	558	"	Flange	0	0	0	0	0	0

Sr.No.	Date	Location	Tag No.	Line Size	Componenet Type	Screening Value (PPM) before Repair	Emission Kg/Hr	Emission Kg/day	Screening Value (PPM) afterRepair	Emission Kg/Hr	Emission Kg/day
559	23-02-2026	Near V-002 C/V (C/V Gland)	559	1 Inch	Valve	0	0	0	0	0	0
560	23-02-2026	Near V-002 C/V (C/V U/S Flange)	560	"	Flange	0	0	0	0	0	0
561	23-02-2026	Near V-002 C/V (C/V D/S Flange)	561	"	Flange	0	0	0	0	0	0
562	23-02-2026	Near V-002 C/V (C/V Flange/Bonnet)	562	"	Flange	0	0	0	0	0	0
563	23-02-2026	Near V-002 C/V U/S line (I/V Gland)	563	2 Inch	Valve	0	0	0	0	0	0
564	23-02-2026	Near V-002 C/V U/S line (I/V U/S Flange)	564	"	Flange	0	0	0	0	0	0
565	23-02-2026	Near V-002 C/V U/S line (I/V D/S Flange)	565	"	Flange	0	0	0	0	0	0
566	23-02-2026	Near V-002 C/V U/S line (I/V Flange/Bonnet)	566	"	Flange	0	0	0	0	0	0
567	23-02-2026	Near V-002 C/V D/S line (I/V Gland)	567	"	Valve	0	0	0	0	0	0
568	23-02-2026	Near V-002 C/V D/S line (I/V U/S Flange)	568	"	Flange	0	0	0	0	0	0
569	23-02-2026	Near V-002 C/V D/S line (I/V D/S Flange)	569	"	Flange	0	0	0	0	0	0
570	23-02-2026	Near V-002 C/V D/S line (I/V Flange/Bonnet)	570	"	Flange	0	0	0	0	0	0
571	23-02-2026	Near V-002 C/V Bypass line (I/V Gland)	571	"	Valve	0	0	0	0	0	0
572	23-02-2026	Near V-002 C/V Bypass line (I/V U/S Flange)	572	"	Flange	0	0	0	0	0	0
573	23-02-2026	Near V-002 C/V Bypass line (I/V D/S Flange)	573	"	Flange	0	0	0	0	0	0
574	23-02-2026	Near V-002 C/V Bypass line (I/V Flange/Bonnet)	574	"	Flange	0	0	0	0	0	0
575	23-02-2026	Near V-002 C/V Drain line (I/V Gland)	575	0.5 Inch	Valve	0	0	0	0	0	0
576	23-02-2026	Near V-002 C/V Drain line (I/V Flange/Bonnet)	576	"	Flange	0	0	0	0	0	0
577	23-02-2026	Near V-002 C/V Drain line (End Flange)	577	"	Flange	0	0	0	0	0	0
578	23-02-2026	11-FV-129 (C/V Gland)	578	1.5 Inch	Valve	0	0	0	0	0	0
579	23-02-2026	11-FV-129 (C/V U/S Flange)	579	"	Flange	0	0	0	0	0	0
580	23-02-2026	11-FV-129 (C/V D/S Flange)	580	"	Flange	0	0	0	0	0	0
581	23-02-2026	11-FV-129 (C/V Flange/Bonnet)	581	"	Flange	0	0	0	0	0	0
582	23-02-2026	11-FV-129 U/S line (I/V Gland)	582	2 Inch	Valve	0	0	0	0	0	0
583	23-02-2026	11-FV-129 U/S line (I/V U/S Flange)	583	"	Flange	0	0	0	0	0	0
584	23-02-2026	11-FV-129 U/S line (I/V D/S Flange)	584	"	Flange	0	0	0	0	0	0
585	23-02-2026	11-FV-129 U/S line (I/V Flange/Bonnet)	585	"	Flange	0	0	0	0	0	0
586	23-02-2026	11-FV-129 D/S line (I/V Gland)	586	"	Valve	0	0	0	0	0	0
587	23-02-2026	11-FV-129 D/S line (I/V U/S Flange)	587	"	Flange	0	0	0	0	0	0
588	23-02-2026	11-FV-129 D/S line (I/V D/S Flange)	588	"	Flange	0	0	0	0	0	0
589	23-02-2026	11-FV-129 D/S line (I/V Flange/Bonnet)	589	"	Flange	0	0	0	0	0	0
590	23-02-2026	11-FV-129 Bypass line (I/V Gland)	590	"	Valve	0	0	0	0	0	0
591	23-02-2026	11-FV-129 Bypass line (I/V U/S Flange)	591	"	Flange	0	0	0	0	0	0
592	23-02-2026	11-FV-129 Bypass line (I/V D/S Flange)	592	"	Flange	0	0	0	0	0	0
593	23-02-2026	11-FV-129 Bypass line (I/V Flange/Bonnet)	593	"	Flange	0	0	0	0	0	0
594	23-02-2026	11-FV-129 drain line (I/V Gland)	594	0.5 Inch	Valve	0	0	0	0	0	0
595	23-02-2026	11-FV-129 U/S drain line (I/V Flange/Bonnet)	595	"	Flange	0	0	0	0	0	0
596	23-02-2026	11-FV-129 drain line (End Flange)	596	"	Flange	0	0	0	0	0	0
597	24-02-2026	11-FV-141 (C/V Gland)	597	2 Inch	Valve	0	0	0	0	0	0
598	24-02-2026	11-FV-141 (C/V U/S Flange)	598	"	Flange	0	0	0	0	0	0

Sr.No.	Date	Location	Tag No.	Line Size	Componenet Type	Screening Value (PPM) before Repair	Emission Kg/Hr	Emission Kg/day	Screening Value (PPM) afterRepair	Emission Kg/Hr	Emission Kg/day
599	24-02-2026	11-FV-141 (C/V D/S Flange)	599	"	Flange	0	0	0	0	0	0
600	24-02-2026	11-FV-141 (C/V Flange/Bonnet)	600	"	Flange	0	0	0	0	0	0
601	24-02-2026	11-FV-141 U/S line (I/V Gland)	601	"	Valve	0	0	0	0	0	0
602	24-02-2026	11-FV-141 U/S line (I/V U/S Flange)	602	"	Flange	0	0	0	0	0	0
603	24-02-2026	11-FV-141 U/S line (I/V D/S Flange)	603	"	Flange	0	0	0	0	0	0
604	24-02-2026	11-FV-141 U/S line (I/V Flange/Bonnet)	604	"	Flange	0	0	0	0	0	0
605	24-02-2026	11-FV-141 D/S line (I/V Gland)	605	"	Valve	0	0	0	0	0	0
606	24-02-2026	11-FV-141 D/S line (I/V U/S Flange)	606	"	Flange	0	0	0	0	0	0
607	24-02-2026	11-FV-141 D/S line (I/V D/S Flange)	607	"	Flange	0	0	0	0	0	0
608	24-02-2026	11-FV-141 D/S line (I/V Flange/Bonnet)	608	"	Flange	0	0	0	0	0	0
609	24-02-2026	11-FV-141 Bypass line (I/V Gland)	609	"	Valve	0	0	0	0	0	0
610	24-02-2026	11-FV-141 Bypass line (I/V U/S Flange)	610	"	Flange	0	0	0	0	0	0
611	24-02-2026	11-FV-141 Bypass line (I/V D/S Flange)	611	"	Flange	0	0	0	0	0	0
612	24-02-2026	11-FV-141 Bypass line (I/V Flange/Bonnet)	612	"	Flange	0	0	0	0	0	0
613	24-02-2026	11-FV-141 U/S line drain (I/V Gland)	613	0.5 Inch	Valve	0	0	0	0	0	0
614	24-02-2026	11-FV-141 U/S line drain (I/V Flange/Bonnet)	614	"	Flange	0	0	0	0	0	0
615	24-02-2026	11-FV-141 D/S line drain (I/V Gland)	615	"	Valve	0	0	0	0	0	0
616	24-02-2026	11-FV-141 D/S line drain (I/V Flange/Bonnet)	616	"	Flange	0	0	0	0	0	0
617	24-02-2026	11-FV-141 K-I To II line (I/V Gland)	617	2 Inch	Valve	0	0	0	0	0	0
618	24-02-2026	11-FV-141 K-I To II line (I/V U/S Flange)	618	"	Flange	0	0	0	0	0	0
619	24-02-2026	11-FV-141 K-I To II line (I/V D/S Flange)	619	"	Flange	0	0	0	0	0	0
620	24-02-2026	11-FV-141 K-I To II line (I/V Flange/Bonnet)	620	"	Flange	0	0	0	0	0	0
621	24-02-2026	11-FV-131 (C/V Gland)	621	Insulation	Valve	0	0	0	0	0	0
622	24-02-2026	11-FV-131 U/S line (I/V Gland)	622	4 Inch	Valve	77.4	0.000142	0.003402536	77.4	0.000142	0.003402536
623	24-02-2026	11-FV-131 U/S line (I/V U/S Flange)	623	"	Flange	0	0	0	0	0	0
624	24-02-2026	11-FV-131 U/S line (I/V D/S Flange)	624	"	Flange	0	0	0	0	0	0
625	24-02-2026	11-FV-131 U/S line (I/V Flange/Bonnet)	625	"	Flange	0	0	0	0	0	0
626	24-02-2026	11-FV-131 D/S line (I/V Gland)	626	Insulation	Valve	0	0	0	0	0	0
627	24-02-2026	11-FV-131 Bypass line (I/V Gland)	627	3 Inch	Valve	0	0	0	0	0	0
628	24-02-2026	11-FV-131 Bypass line (I/V U/S Flange)	628	"	Flange	0	0	0	0	0	0
629	24-02-2026	11-FV-131 Bypass line (I/V D/S Flange)	629	"	Flange	0	0	0	0	0	0
630	24-02-2026	11-FV-131 Bypass line (I/V Flange/Bonnet)	630	"	Flange	0	0	0	0	0	0
631	24-02-2026	11-FV-131 drain line (I/V Gland)	631	0.5 Inch	Valve	0	0	0	0	0	0
632	24-02-2026	11-FV-131 drain line (I/V Flange/Bonnet)	632	"	Flange	0	0	0	0	0	0
633	24-02-2026	11-FV-131 drain line (End Flange)	633	"	Flange	0	0	0	0	0	0
634	24-02-2026	11-FV-132 (C/V Gland)	634	Insulation	Valve	0	0	0	0	0	0
635	24-02-2026	11-FV-132 U/S line (I/V Gland)	635	3 Inch	Valve	0	0	0	0	0	0
636	24-02-2026	11-FV-132 U/S line (I/V U/S Flange)	636	"	Flange	0	0	0	0	0	0
637	24-02-2026	11-FV-132 U/S line (I/V D/S Flange)	637	"	Flange	0	0	0	0	0	0
638	24-02-2026	11-FV-132 U/S line (I/V Flange/Bonnet)	638	"	Flange	0	0	0	0	0	0

Sr.No.	Date	Location	Tag No.	Line Size	Componenet Type	Screening Value (PPM) before Repair	Emission Kg/Hr	Emission Kg/day	Screening Value (PPM) afterRepair	Emission Kg/Hr	Emission Kg/day
639	24-02-2026	11-FV-132 D/S line (I/V Gland)	639	"	Valve	0	0	0	0	0	0
640	24-02-2026	11-FV-132 D/S line (I/V U/S Flange)	640	"	Flange	0	0	0	0	0	0
641	24-02-2026	11-FV-132 D/S line (I/V D/S Flange)	641	"	Flange	0	0	0	0	0	0
642	24-02-2026	11-FV-132 D/S line (I/V Flange/Bonnet)	642	"	Flange	0	0	0	0	0	0
643	24-02-2026	11-FV-132 Bypass line (I/V Gland)	643	Insulation	Valve	0	0	0	0	0	0
644	24-02-2026	11-FV-132 U/S line drain (I/V Gland)	644	0.5 Inch	Valve	0	0	0	0	0	0
645	24-02-2026	11-FV-132 U/S line drain (I/V Flange/Bonnet)	645	"	Flange	0	0	0	0	0	0
646	24-02-2026	11-FV-132 U/S line drain (End Flange)	646	"	Flange	0	0	0	0	0	0
647	24-02-2026	11-FV-132 D/S line drain (I/V Gland)	647	"	Valve	0	0	0	0	0	0
648	24-02-2026	11-FV-132 D/S line drain (I/V Flange/Bonnet)	648	"	Flange	0	0	0	0	0	0
649	24-02-2026	11-FV-132 D/S line drain (End Flange)	649	"	Flange	0	0	0	0	0	0
650	24-02-2026	11-FV-133 (C/V Gland)	650	Insulation	Valve	0	0	0	0	0	0
651	24-02-2026	11-FV-133 U/S line (I/V Gland)	651	"	Valve	0	0	0	0	0	0
652	24-02-2026	11-FV-133 D/S line (I/V Gland)	652	3 Inch	Valve	0	0	0	0	0	0
653	24-02-2026	11-FV-133 D/S line (I/V U/S Flange)	653	"	Flange	0	0	0	0	0	0
654	24-02-2026	11-FV-133 D/S line (I/V D/S Flange)	654	"	Flange	0	0	0	0	0	0
655	24-02-2026	11-FV-133 D/S line (I/V Flange/Bonnet)	655	"	Flange	0	0	0	0	0	0
656	24-02-2026	11-FV-133 Bypass line (I/V Gland)	656	Insulation	Valve	0	0	0	0	0	0
657	24-02-2026	11-FV-133 drain line (I/V Gland)	657	0.5 Inch	Valve	0	0	0	0	0	0
658	24-02-2026	11-FV-133 U/S drain line (I/V Flange/Bonnet)	658	"	Flange	0	0	0	0	0	0
659	24-02-2026	11-FV-133 drain line (End Flange)	659	"	Flange	0	0	0	0	0	0
660	24-02-2026	11-PV-4002 (C/V Gland)	660	6 Inch	Valve	0	0	0	0	0	0
661	24-02-2026	11-PV-4002 (C/V U/S Flange)	661	"	Flange	0	0	0	0	0	0
662	24-02-2026	11-PV-4002 (C/V D/S Flange)	662	"	Flange	0	0	0	0	0	0
663	24-02-2026	11-PV-4002 (C/V Flange/Bonnet)	663	"	Flange	0	0	0	0	0	0
664	24-02-2026	11-PV-4002 U/S line (I/V Gland)	664	8 Inch	Valve	0	0	0	0	0	0
665	24-02-2026	11-PV-4002 U/S line (I/V U/S Flange)	665	"	Flange	0	0	0	0	0	0
666	24-02-2026	11-PV-4002 U/S line (I/V D/S Flange)	666	"	Flange	0	0	0	0	0	0
667	24-02-2026	11-PV-4002 U/S line (I/V Flange/Bonnet)	667	"	Flange	0	0	0	0	0	0
668	24-02-2026	11-PV-4002 D/S line (I/V Gland)	668	"	Valve	0	0	0	0	0	0
669	24-02-2026	11-PV-4002 D/S line (I/V U/S Flange)	669	"	Flange	0	0	0	0	0	0
670	24-02-2026	11-PV-4002 D/S line (I/V D/S Flange)	670	"	Flange	0	0	0	0	0	0
671	24-02-2026	11-PV-4002 D/S line (I/V Flange/Bonnet)	671	"	Flange	0	0	0	0	0	0
672	24-02-2026	11-PV-4002 Bypass line (I/V Gland)	672	6 Inch	Valve	0	0	0	0	0	0
673	24-02-2026	11-PV-4002 Bypass line (I/V U/S Flange)	673	"	Flange	0	0	0	0	0	0
674	24-02-2026	11-PV-4002 Bypass line (I/V D/S Flange)	674	"	Flange	0	0	0	0	0	0
675	24-02-2026	11-PV-4002 Bypass line (I/V Flange/Bonnet)	675	"	Flange	0	0	0	0	0	0
676	24-02-2026	11-PV-4002 drain line (I/V Gland)	676	0.5 Inch	Valve	0	0	0	0	0	0
677	24-02-2026	11-PV-4002 U/S drain line (I/V Flange/Bonnet)	677	"	Flange	0	0	0	0	0	0
678	24-02-2026	11-PV-4002 drain line (End Flange)	678	"	Flange	0	0	0	0	0	0

Sr.No.	Date	Location	Tag No.	Line Size	Componenet Type	Screening Value (PPM) before Repair	Emission Kg/Hr	Emission Kg/day	Screening Value (PPM) afterRepair	Emission Kg/Hr	Emission Kg/day
679	24-02-2026	11-E-014A Outlet line (I/V Gland)	679	14 Inch	Valve	159.3	0.000225	0.00540821	159.3	0.000225	0.00540821
680	24-02-2026	11-E-014A Outlet line (I/V U/S Flange)	680	"	Flange	0	0	0	0	0	0
681	24-02-2026	11-E-014A Outlet line (I/V D/S Flange)	681	"	Flange	0	0	0	0	0	0
682	24-02-2026	11-E-014A Outlet line (I/V Flange/Bonnet)	682	"	Flange	0	0	0	0	0	0
683	24-02-2026	11-E-014B Outlet line (I/V Gland)	683	14 Inch	Valve	0	0	0	0	0	0
684	24-02-2026	11-E-014B Outlet line (I/V U/S Flange)	684	"	Flange	0	0	0	0	0	0
685	24-02-2026	11-E-014B Outlet line (I/V D/S Flange)	685	"	Flange	0	0	0	0	0	0
686	24-02-2026	11-E-014B Outlet line (I/V Flange/Bonnet)	686	"	Flange	0	0	0	0	0	0
687	24-02-2026	11-PV-105B (C/V Gland)	687	2 Inch	Valve	0	0	0	0	0	0
688	24-02-2026	11-PV-105B (C/V U/S Flange)	688	"	Flange	0	0	0	0	0	0
689	24-02-2026	11-PV-105B (C/V D/S Flange)	689	"	Flange	0	0	0	0	0	0
690	24-02-2026	11-PV-105B (C/V Flange/Bonnet)	690	"	Flange	0	0	0	0	0	0
691	24-02-2026	11-PV-105B U/S line (I/V Gland)	691	2 Inch	Valve	0	0	0	0	0	0
692	24-02-2026	11-PV-105B U/S line (I/V U/S Flange)	692	"	Flange	0	0	0	0	0	0
693	24-02-2026	11-PV-105B U/S line (I/V D/S Flange)	693	"	Flange	0	0	0	0	0	0
694	24-02-2026	11-PV-105B U/S line (I/V Flange/Bonnet)	694	"	Flange	0	0	0	0	0	0
695	24-02-2026	11-PV-105B D/S line (I/V Gland)	695	"	Valve	0	0	0	0	0	0
696	24-02-2026	11-PV-105B D/S line (I/V U/S Flange)	696	"	Flange	0	0	0	0	0	0
697	24-02-2026	11-PV-105B D/S line (I/V D/S Flange)	697	"	Flange	0	0	0	0	0	0
698	24-02-2026	11-PV-105B D/S line (I/V Flange/Bonnet)	698	"	Flange	0	0	0	0	0	0
699	24-02-2026	11-PV-105B Bypass line (I/V Gland)	699	"	Valve	0	0	0	0	0	0
700	24-02-2026	11-PV-105B Bypass line (I/V U/S Flange)	700	"	Flange	0	0	0	0	0	0
701	24-02-2026	11-PV-105B Bypass line (I/V D/S Flange)	701	"	Flange	0	0	0	0	0	0
702	24-02-2026	11-PV-105B Bypass line (I/V Flange/Bonnet)	702	"	Flange	0	0	0	0	0	0
703	24-02-2026	11-PV-105B drain line (I/V Gland)	703	0.5 Inch	Valve	0	0	0	0	0	0
704	24-02-2026	11-PV-105B U/S drain line (I/V Flange/Bonnet)	704	"	Flange	0	0	0	0	0	0
705	24-02-2026	11-PV-105B drain line (End Flange)	705	"	Flange	0	0	0	0	0	0
706	24-02-2026	11-PV-106B/11-PV-542 (C/V Gland)	706	2 Inch	Valve	0	0	0	0	0	0
707	24-02-2026	11-PV-106B/11-PV-542 (C/V U/S Flange)	707	"	Flange	0	0	0	0	0	0
708	24-02-2026	11-PV-106B/11-PV-542 (C/V D/S Flange)	708	"	Flange	0	0	0	0	0	0
709	24-02-2026	11-PV-106B/11-PV-542 (C/V Flange/Bonnet)	709	"	Flange	0	0	0	0	0	0
710	24-02-2026	11-PV-106B/11-PV-542 U/S line (I/V Gland)	710	2 Inch	Valve	0	0	0	0	0	0
711	24-02-2026	11-PV-106B/11-PV-542 U/S line (I/V U/S Flange)	711	"	Flange	0	0	0	0	0	0
712	24-02-2026	11-PV-106B/11-PV-542 U/S line (I/V D/S Flange)	712	"	Flange	0	0	0	0	0	0
713	24-02-2026	11-PV-106B/11-PV-542 U/S line (I/V Flange/Bonnet)	713	"	Flange	0	0	0	0	0	0
714	24-02-2026	11-PV-106B/11-PV-542 D/S line (I/V Gland)	714	"	Valve	0	0	0	0	0	0
715	24-02-2026	11-PV-106B/11-PV-542 D/S line (I/V U/S Flange)	715	"	Flange	0	0	0	0	0	0
716	24-02-2026	11-PV-106B/11-PV-542 D/S line (I/V D/S Flange)	716	"	Flange	0	0	0	0	0	0
717	24-02-2026	11-PV-106B/11-PV-542 D/S line (I/V Flange/Bonnet)	717	"	Flange	0	0	0	0	0	0
718	24-02-2026	11-PV-106B/11-PV-542 Bypass line (I/V Gland)	718	"	Valve	0	0	0	0	0	0

Sr.No.	Date	Location	Tag No.	Line Size	Componenet Type	Screening Value (PPM) before Repair	Emission Kg/Hr	Emission Kg/day	Screening Value (PPM) afterRepair	Emission Kg/Hr	Emission Kg/day
719	24-02-2026	11-PV-106B/11-PV-542 Bypass line (I/V U/S Flange)	719	"	Flange	0	0	0	0	0	0
720	24-02-2026	11-PV-106B/11-PV-542 Bypass line (I/V D/S Flange)	720	"	Flange	0	0	0	0	0	0
721	24-02-2026	11-PV-106B/11-PV-542 Bypass line (I/V Flange/Bonnet)	721	"	Flange	0	0	0	0	0	0
722	24-02-2026	11-PV-106B/11-PV-542 drain line (I/V Gland)	722	0.5 Inch	Valve	0	0	0	0	0	0
723	24-02-2026	11-PV-106B/11-PV-542 U/S drain line (I/V Flange/Bonnet)	723	"	Flange	0	0	0	0	0	0
724	24-02-2026	11-PV-106B/11-PV-542 drain line (End Flange)	724	"	Flange	0	0	0	0	0	0
725	24-02-2026	11-PV-5001 (C/V Gland)	725	6 Inch	Valve	0	0	0	0	0	0
726	24-02-2026	11-PV-5001 (C/V U/S Flange)	726	"	Flange	0	0	0	0	0	0
727	24-02-2026	11-PV-5001 (C/V D/S Flange)	727	"	Flange	0	0	0	0	0	0
728	24-02-2026	11-PV-5001 (C/V Flange/Bonnet)	728	"	Flange	0	0	0	0	0	0
729	24-02-2026	11-PV-5001 U/S line (I/V Gland)	729	Insulation	Valve	0	0	0	0	0	0
730	24-02-2026	11-PV-5001 D/S line (I/V Gland)	730	Insulation	Valve	0	0	0	0	0	0
731	24-02-2026	11-PV-5001 Bypass line (I/V Gland)	731	Insulation	Valve	0	0	0	0	0	0
732	24-02-2026	11-PV-5001 drain line (I/V Gland)	732	0.5 Inch	Valve	0	0	0	0	0	0
733	24-02-2026	11-PV-5001 U/S drain line (I/V Flange/Bonnet)	733	"	Flange	0	0	0	0	0	0
734	24-02-2026	11-PV-5001 drain line (End Flange)	734	"	Flange	0	0	0	0	0	0
735	24-02-2026	11-PSV-5001 (PSV U/S Flange)	735	3 Inch	Flange	0	0	0	0	0	0
736	24-02-2026	11-PSV-5001 (PSV D/S Flange)	736	4 Inch	Flange	0	0	0	0	0	0
737	24-02-2026	11-PSV-5001 U/S line (I/V Gland)	737	3 Inch	Valve	0	0	0	0	0	0
738	24-02-2026	11-PSV-5001 U/S line (I/V U/S Flange)	738	"	Flange	0	0	0	0	0	0
739	24-02-2026	11-PSV-5001 U/S line (I/V D/S Flange)	739	"	Flange	0	0	0	0	0	0
740	24-02-2026	11-PSV-5001 U/S line (I/V Flange/Bonnet)	740	"	Flange	0	0	0	0	0	0
741	24-02-2026	11-PSV-5001 D/S line (I/V Gland)	741	4 Inch	Valve	0	0	0	0	0	0
742	24-02-2026	11-PSV-5001 D/S line (I/V U/S Flange)	742	"	Flange	0	0	0	0	0	0
743	24-02-2026	11-PSV-5001 D/S line (I/V D/S Flange)	743	"	Flange	0	0	0	0	0	0
744	24-02-2026	11-PSV-5001 D/S line (I/V Flange/Bonnet)	744	"	Flange	0	0	0	0	0	0
745	24-02-2026	11-PSV-5001 Bypass line (I/V Gland)	745	2 Inch	Valve	0	0	0	0	0	0
746	24-02-2026	11-PSV-5001 Bypass line (I/V U/S Flange)	746	"	Flange	0	0	0	0	0	0
747	24-02-2026	11-PSV-5001 Bypass line (I/V D/S Flange)	747	"	Flange	0	0	0	0	0	0
748	24-02-2026	11-PSV-5001 Bypass line (I/V Flange/Bonnet)	748	"	Flange	0	0	0	0	0	0
749	24-02-2026	11-PSV-4002 (PSV U/S Flange)	749	3 Inch	Flange	0	0	0	0	0	0
750	24-02-2026	11-PSV-4002 (PSV D/S Flange)	750	4 Inch	Flange	0	0	0	0	0	0
751	24-02-2026	11-PSV-4002 U/S line (I/V Gland)	751	3 Inch	Valve	0	0	0	0	0	0
752	24-02-2026	11-PSV-4002 U/S line (I/V U/S Flange)	752	"	Flange	0	0	0	0	0	0
753	24-02-2026	11-PSV-4002 U/S line (I/V D/S Flange)	753	"	Flange	0	0	0	0	0	0
754	24-02-2026	11-PSV-4002 U/S line (I/V Flange/Bonnet)	754	"	Flange	0	0	0	0	0	0
755	24-02-2026	11-PSV-4002 D/S line (I/V Gland)	755	4 Inch	Valve	0	0	0	0	0	0
756	24-02-2026	11-PSV-4002 D/S line (I/V U/S Flange)	756	"	Flange	0	0	0	0	0	0
757	24-02-2026	11-PSV-4002 D/S line (I/V D/S Flange)	757	"	Flange	0	0	0	0	0	0
758	24-02-2026	11-PSV-4002 D/S line (I/V Flange/Bonnet)	758	"	Flange	0	0	0	0	0	0

Sr.No.	Date	Location	Tag No.	Line Size	Componenet Type	Screening Value (PPM) before Repair	Emission Kg/Hr	Emission Kg/day	Screening Value (PPM) afterRepair	Emission Kg/Hr	Emission Kg/day
759	24-02-2026	11-PSV-4002 Bypass line (I/V Gland)	759	2 Inch	Valve	0	0	0	0	0	0
760	24-02-2026	11-PSV-4002 Bypass line (I/V U/S Flange)	760	"	Flange	0	0	0	0	0	0
761	24-02-2026	11-PSV-4002 Bypass line (I/V D/S Flange)	761	"	Flange	0	0	0	0	0	0
762	24-02-2026	11-PSV-4002 Bypass line (I/V Flange/Bonnet)	762	"	Flange	0	0	0	0	0	0
763	24-02-2026	11-PSV-9201A U/S line (PSV Flange)	763	6 Inch	Flange	0	0	0	0	0	0
764	24-02-2026	11-PSV-9201A D/S line (PSV Flange)	764	"	Flange	0	0	0	0	0	0
765	24-02-2026	11-PSV-9201A U/S line (I/V Gland)	765	"	Valve	0	0	0	0	0	0
766	24-02-2026	11-PSV-9201A U/S line (I/V U/S Flange)	766	"	Flange	0	0	0	0	0	0
767	24-02-2026	11-PSV-9201A U/S line (I/V D/S Flange)	767	"	Flange	0	0	0	0	0	0
768	24-02-2026	11-PSV-9201A U/S line (I/V Flange/Bonnet)	768	"	Flange	0	0	0	0	0	0
769	24-02-2026	11-PSV-9201A D/S line (I/V Gland)	769	10 Inch	Valve	0	0	0	0	0	0
770	24-02-2026	11-PSV-9201A D/S line (I/V U/S Flange)	770	"	Flange	0	0	0	0	0	0
771	24-02-2026	11-PSV-9201A D/S line (I/V D/S Flange)	771	"	Flange	0	0	0	0	0	0
772	24-02-2026	11-PSV-9201A D/S line (I/V Flange/Bonnet)	772	"	Flange	0	0	0	0	0	0
773	24-02-2026	11-PSV-9201B U/S line (PSV Flange)	773	6 Inch	Flange	0	0	0	0	0	0
774	24-02-2026	11-PSV-9201B D/S line (PSV Flange)	774	"	Flange	0	0	0	0	0	0
775	24-02-2026	11-PSV-9201B U/S line (I/V Gland)	775	"	Valve	297.3	0.000336	0.008072762	297.3	0.000336	0.008072762
776	24-02-2026	11-PSV-9201B U/S line (I/V U/S Flange)	776	"	Flange	0	0	0	0	0	0
777	24-02-2026	11-PSV-9201B U/S line (I/V D/S Flange)	777	"	Flange	0	0	0	0	0	0
778	24-02-2026	11-PSV-9201B U/S line (I/V Flange/Bonnet)	778	"	Flange	0	0	0	0	0	0
779	24-02-2026	11-PSV-9201B D/S line (I/V Gland)	779	10 Inch	Valve	0	0	0	0	0	0
780	24-02-2026	11-PSV-9201B D/S line (I/V U/S Flange)	780	"	Flange	0	0	0	0	0	0
781	24-02-2026	11-PSV-9201B D/S line (I/V D/S Flange)	781	"	Flange	0	0	0	0	0	0
782	24-02-2026	11-PSV-9201B D/S line (I/V Flange/Bonnet)	782	"	Flange	0	0	0	0	0	0
783	24-02-2026	11-PSV-9201A/B Common Bypass line upper (I/V Gland)	783	2 Inch	Valve	0	0	0	0	0	0
784	24-02-2026	11-PSV-9201A/B Common Bypass line upper (I/V U/S Flange)	784	"	Flange	0	0	0	0	0	0
785	24-02-2026	11-PSV-9201A/B Common Bypass line upper (I/V D/S Flange)	785	"	Flange	0	0	0	0	0	0
786	24-02-2026	11-PSV-9201A/B Common Bypass line upper (I/V Flange/Bonnet)	786	"	Flange	0	0	0	0	0	0
787	24-02-2026	11-PSV-9201A/B Common Bypass line lower (I/V Gland)	787	"	Valve	95.5	0.000162	0.003893975	95.5	0.000162	0.003893975
788	24-02-2026	11-PSV-9201A/B Common Bypass line lower (I/V U/S Flange)	788	"	Flange	0	0	0	0	0	0
789	24-02-2026	11-PSV-9201A/B Common Bypass line lower (I/V D/S Flange)	789	"	Flange	0	0	0	0	0	0
790	24-02-2026	11-PSV-9201A/B Common Bypass line lower (I/V Flange/Bonnet)	790	"	Flange	0	0	0	0	0	0
791	24-02-2026	11-PSV-9102A U/S line (PSV Flange)	791	6 Inch	Flange	0	0	0	0	0	0
792	24-02-2026	11-PSV-9102A D/S line (PSV Flange)	792	"	Flange	0	0	0	0	0	0
793	24-02-2026	11-PSV-9102A U/S line (I/V Gland)	793	"	Valve	432.7	0.000428	0.010272189	432.7	0.000428	0.010272189
794	24-02-2026	11-PSV-9102A U/S line (I/V U/S Flange)	794	"	Flange	0	0	0	0	0	0
795	24-02-2026	11-PSV-9102A U/S line (I/V D/S Flange)	795	"	Flange	0	0	0	0	0	0
796	24-02-2026	11-PSV-9102A U/S line (I/V Flange/Bonnet)	796	"	Flange	0	0	0	0	0	0
797	24-02-2026	11-PSV-9102A D/S line (I/V Gland)	797	10 Inch	Valve	0	0	0	0	0	0
798	24-02-2026	11-PSV-9102A D/S line (I/V U/S Flange)	798	"	Flange	0	0	0	0	0	0

Sr.No.	Date	Location	Tag No.	Line Size	Componenet Type	Screening Value (PPM) before Repair	Emission Kg/Hr	Emission Kg/day	Screening Value (PPM) afterRepair	Emission Kg/Hr	Emission Kg/day
799	24-02-2026	11-PSV-9102A D/S line (I/V D/S Flange)	799	"	Flange	0	0	0	0	0	0
800	24-02-2026	11-PSV-9102A D/S line (I/V Flange/Bonnet)	800	"	Flange	0	0	0	0	0	0
801	24-02-2026	11-PSV-9102B U/S line (PSV Flange)	801	6 Inch	Flange	0	0	0	0	0	0
802	24-02-2026	11-PSV-9102B D/S line (PSV Flange)	802	"	Flange	0	0	0	0	0	0
803	24-02-2026	11-PSV-9102B U/S line (I/V Gland)	803	"	Valve	0	0	0	0	0	0
804	24-02-2026	11-PSV-9102B U/S line (I/V U/S Flange)	804	"	Flange	0	0	0	0	0	0
805	24-02-2026	11-PSV-9102B U/S line (I/V D/S Flange)	805	"	Flange	0	0	0	0	0	0
806	24-02-2026	11-PSV-9102B U/S line (I/V Flange/Bonnet)	806	"	Flange	0	0	0	0	0	0
807	24-02-2026	11-PSV-9102B D/S line (I/V Gland)	807	10 Inch	Valve	0	0	0	0	0	0
808	24-02-2026	11-PSV-9102B D/S line (I/V U/S Flange)	808	"	Flange	0	0	0	0	0	0
809	24-02-2026	11-PSV-9102B D/S line (I/V D/S Flange)	809	"	Flange	0	0	0	0	0	0
810	24-02-2026	11-PSV-9102B D/S line (I/V Flange/Bonnet)	810	"	Flange	0	0	0	0	0	0
811	24-02-2026	11-PSV-9102A/B Common Bypass line upper (I/V Gland)	811	2 Inch	Valve	0	0	0	0	0	0
812	24-02-2026	11-PSV-9102A/B Common Bypass line upper (I/V U/S Flange)	812	"	Flange	0	0	0	0	0	0
813	24-02-2026	11-PSV-9102A/B Common Bypass line upper (I/V D/S Flange)	813	"	Flange	0	0	0	0	0	0
814	24-02-2026	11-PSV-9102A/B Common Bypass line upper (I/V Flange/Bonnet)	814	"	Flange	0	0	0	0	0	0
815	24-02-2026	11-PSV-9102A/B Common Bypass line lower (I/V Gland)	815	"	Valve	154.3	0.000221	0.00529861	154.3	0.000221	0.00529861
816	24-02-2026	11-PSV-9102A/B Common Bypass line lower (I/V U/S Flange)	816	"	Flange	0	0	0	0	0	0
817	24-02-2026	11-PSV-9102A/B Common Bypass line lower (I/V D/S Flange)	817	"	Flange	0	0	0	0	0	0
818	24-02-2026	11-PSV-9102A/B Common Bypass line lower (I/V Flange/Bonnet)	818	"	Flange	0	0	0	0	0	0

Sr.No.	Date	Location	Tag No.	Line Size	Componenet Type	Screening Value (PPM) before Repair	Emission Kg/Hr	Emission Kg/day	Screening Value (PPM) afterRepair	Emission Kg/Hr	Emission Kg/day
CPP											
1	26-02-2026	A Pass line No.1 (I/V Gland)	1	0.5 Inch	VALVE	0	0	0	0	0	0
2	26-02-2026	A Pass line No.1 (I/V Bonnet Flange)	2	"	Flange	0	0	0	0	0	0
3	26-02-2026	A Pass line No.2 (I/V Gland)	3	"	VALVE	0	0	0	0	0	0
4	26-02-2026	A Pass line No.2 (I/V Bonnet Flange)	4	"	Flange	0	0	0	0	0	0
5	26-02-2026	A Pass line No.3 (I/V Gland)	5	"	Valve	0	0	0	0	0	0
6	26-02-2026	A Pass line No.3 (I/V Bonnet Flange)	6	"	Flange	0	0	0	0	0	0
7	26-02-2026	A Pass line No.4 (I/V Gland)	7	"	Valve	0	0	0	0	0	0
8	26-02-2026	A Pass line No.4 (I/V Bonnet Flange)	8	"	Flange	0	0	0	0	0	0
9	26-02-2026	A Pass line No.5 (I/V Gland)	9	"	Valve	0	0	0	0	0	0
10	26-02-2026	A Pass line No.5 (I/V Bonnet Flange)	10	"	Flange	0	0	0	0	0	0
11	26-02-2026	B Pass line No.1 (I/V Gland)	11	0.5 Inch	Valve	0	0	0	0	0	0
12	26-02-2026	B Pass line No.1 (I/V Bonnet Flange)	12	"	Flange	0	0	0	0	0	0
13	26-02-2026	B Pass line No.2 (I/V Gland)	13	"	Valve	0	0	0	0	0	0
14	26-02-2026	B Pass line No.2 (I/V Bonnet Flange)	14	"	Flange	0	0	0	0	0	0
15	26-02-2026	B Pass line No.3 (I/V Gland)	15	"	Valve	0	0	0	0	0	0
16	26-02-2026	B Pass line No.3 (I/V Bonnet Flange)	16	"	Flange	0	0	0	0	0	0
17	26-02-2026	B Pass line No.4 (I/V Gland)	17	"	Valve	0	0	0	0	0	0
18	26-02-2026	B Pass line No.4 (I/V Bonnet Flange)	18	"	Flange	0	0	0	0	0	0
19	26-02-2026	B Pass line No.5 (I/V Gland)	19	"	Valve	0	0	0	0	0	0
20	26-02-2026	B Pass line No.5 (I/V Bonnet Flange)	20	"	Flange	0	0	0	0	0	0
21	26-02-2026	A Pass line Main line (I/V Gland)	21	1.5 Inch	Valve	0	0	0	0	0	0
22	26-02-2026	A Pass line Main line (I/V Bonnet Flange)	22	"	Flange	0	0	0	0	0	0
23	26-02-2026	B Pass line (I/V Gland)	23	"	Valve	0	0	0	0	0	0
24	26-02-2026	B Pass line (I/V Bonnet Flange)	24	"	Flange	0	0	0	0	0	0
25	27-02-2026	Control valve (C/V Gland)	25	10 Inch	Valve	318.7	0.000352	0.008441163	318.7	0.000352	0.008441163
26	27-02-2026	Control valve (U/S Flange)	26	"	Flange	0	0	0	0	0	0
27	27-02-2026	Control valve (D/S Flange)	27	"	Flange	0	0	0	0	0	0
28	27-02-2026	Control valve (C/V Bonnet Flange)	28	"	Flange	0	0	0	0	0	0
29	27-02-2026	Control valve U/S line (I/V Gland)	29	"	Valve	12.9	0.000045	0.001077034	12.9	0.000045	0.001077034
30	27-02-2026	Control valve U/S line (U/S Flange)	30	"	Flange	0	0	0	0	0	0
31	27-02-2026	Control valve U/S line (D/S Flange)	31	"	Flange	0	0	0	0	0	0
32	27-02-2026	Control valve U/S line (I/V Bonnet Flange)	32	"	Flange	0	0	0	0	0	0
33	27-02-2026	Control valve U/S line 2nd (I/V Gland)	33	"	Valve	0	0	0	0	0	0
34	27-02-2026	Control valve U/S line 2nd (U/S Flange)	34	"	Flange	0	0	0	0	0	0
35	27-02-2026	Control valve U/S line 2nd (D/S Flange)	35	"	Flange	0	0	0	0	0	0
36	27-02-2026	Control valve U/S line 2nd (I/V Bonnet Flange)	36	"	Flange	0	0	0	0	0	0
37	27-02-2026	Control valve D/S line (I/V Gland)	37	"	Valve	0	0	0	0	0	0
38	27-02-2026	Control valve D/S line (U/S Flange)	38	"	Flange	0	0	0	0	0	0
39	27-02-2026	Control valve D/S line (D/S Flange)	39	"	Flange	0	0	0	0	0	0

Sr.No.	Date	Location	Tag No.	Line Size	Componenet Type	Screening Value (PPM) before Repair	Emission Kg/Hr	Emission Kg/day	Screening Value (PPM) afterRepair	Emission Kg/Hr	Emission Kg/day
40	27-02-2026	Control valve D/S line 2nd (I/V Bonnet Flange)	40	"	Flange	0	0	0	0	0	0
41	27-02-2026	Control valve D/S line 2nd (I/V Gland)	41	"	Valve	0	0	0	0	0	0
42	27-02-2026	Control valve D/S line 2nd (U/S Flange)	42	"	Flange	0	0	0	0	0	0
43	27-02-2026	Control valve U/S line 2nd (D/S Flange)	43	"	Flange	0	0	0	0	0	0
44	27-02-2026	Control valve D/S line (I/V Bonnet Flange)	44	"	Flange	0	0	0	0	0	0
45	27-02-2026	Control valve Bypass line (I/V Gland)	45	6 Inch	Valve	0	0	0	0	0	0
46	27-02-2026	Control valve Bypass line (U/S Flange)	46	"	Flange	0	0	0	0	0	0
47	27-02-2026	Control valve Bypass line (D/S Flange)	47	"	Flange	0	0	0	0	0	0
48	27-02-2026	Control valve Bypass line (I/V Bonnet Flange)	48	"	Flange	0	0	0	0	0	0
49	27-02-2026	FG TV-01 (C/V Gland)	49	6 Inch	Valve	0	0	0	0	0	0
50	27-02-2026	FG TV-01 (U/S Flange)	50	"	Flange	0	0	0	0	0	0
51	27-02-2026	FG TV-01 (D/S Flange)	51	"	Flange	0	0	0	0	0	0
52	27-02-2026	FG TV-01 (C/V Bonnet Flange)	52	"	Flange	0	0	0	0	0	0
53	27-02-2026	01-FCV-05 (C/V Gland)	53	"	Valve	0	0	0	0	0	0
54	27-02-2026	01-FCV-05 (U/S Flange)	54	"	Flange	0	0	0	0	0	0
55	27-02-2026	01-FCV-05 (D/S Flange)	55	"	Flange	0	0	0	0	0	0
56	27-02-2026	01-FCV-05 (C/V Bonnet Flange)	56	"	Flange	0	0	0	0	0	0
57	27-02-2026	01-FCV-05 U/S line (I/V Gland)	57	"	Valve	0	0	0	0	0	0
58	27-02-2026	01-FCV-05 U/S line (U/S Flange)	58	"	Flange	0	0	0	0	0	0
59	27-02-2026	01-FCV-05 U/S line(D/S Flange)	59	"	Flange	0	0	0	0	0	0
60	27-02-2026	01-FCV-05 U/S line (I/V Bonnet Flange)	60	"	Flange	0	0	0	0	0	0
61	27-02-2026	01-FCV-05 D/S line (I/V Gland)	61	"	Valve	0	0	0	0	0	0
62	27-02-2026	01-FCV-05 D/S line (U/S Flange)	62	"	Flange	0	0	0	0	0	0
63	27-02-2026	01-FCV-05 D/S line(D/S Flange)	63	"	Flange	0	0	0	0	0	0
64	27-02-2026	01-FCV-05 D/S line (I/V Bonnet Flange)	64	"	Flange	0	0	0	0	0	0
65	27-02-2026	01-FCV-05 Bypass line (I/V Gland)	65	3 Inch	Valve	0	0	0	0	0	0
66	27-02-2026	01-FCV-05 Bypass line (U/S Flange)	66	"	Flange	0	0	0	0	0	0
67	27-02-2026	01-FCV-05 Bypass line (D/S Flange)	67	"	Flange	0	0	0	0	0	0
68	27-02-2026	01-FCV-05 Bypass line (I/V Bonnet Flange)	68	"	Flange	0	0	0	0	0	0
69	27-02-2026	GBTV-1A (C/V Gland)	69	4 Inch	Valve	0	0	0	0	0	0
70	27-02-2026	GBTV-1A (U/S Flange)	70	"	Flange	0	0	0	0	0	0
71	27-02-2026	GBTV-1A (D/S Flange)	71	"	Flange	0	0	0	0	0	0
72	27-02-2026	GBTV-1A (C/V Bonnet Flange)	72	"	Flange	0	0	0	0	0	0
73	27-02-2026	GBTV-1B (C/V Gland)	73	"	Valve	0	0	0	0	0	0
74	27-02-2026	GBTV-1B (U/S Flange)	74	"	Flange	0	0	0	0	0	0
75	27-02-2026	GBTV-1B (D/S Flange)	75	"	Flange	0	0	0	0	0	0
76	27-02-2026	GBTV-1B (C/V Bonnet Flange)	76	"	Flange	0	0	0	0	0	0
77	27-02-2026	GB TV-1 A/B Main line / BURNER 1 I/V (I/V Gland)	77	3 Inch	Valve	0	0	0	0	0	0
78	27-02-2026	GB TV-1 A/B Main line / BURNER 1 I/V (U/S Flange)	78	"	Flange	0	0	0	0	0	0
79	27-02-2026	GB TV-1 A/B Main line / BURNER 1 I/V (D/S Flange)	79	"	Flange	0	0	0	0	0	0

Sr.No.	Date	Location	Tag No.	Line Size	Componenet Type	Screening Value (PPM) before Repair	Emission Kg/Hr	Emission Kg/day	Screening Value (PPM) afterRepair	Emission Kg/Hr	Emission Kg/day
80	27-02-2026	GB TV-1 A/B Main line / BURNER 1 I/V (I/V Bonnet Flange)	80	"	Flange	0	0	0	0	0	0
81	27-02-2026	GBTV-2A (C/V Gland)	81	4 Inch	Valve	19.5	0.000059	0.001404214	19.5	0.000059	0.001404214
82	27-02-2026	GBTV-2A (U/S Flange)	82	"	Flange	0	0	0	0	0	0
83	27-02-2026	GBTV-2A (D/S Flange)	83	"	Flange	0	0	0	0	0	0
84	27-02-2026	GBTV-2A (C/V Bonnet Flange)	84	"	Flange	0	0	0	0	0	0
85	27-02-2026	GBTV-2B (C/V Gland)	85	"	Valve	0	0	0	0	0	0
86	27-02-2026	GBTV-2B (U/S Flange)	86	"	Flange	0	0	0	0	0	0
87	27-02-2026	GBTV-2B (D/S Flange)	87	"	Flange	0	0	0	0	0	0
88	27-02-2026	GBTV-2B (C/V Bonnet Flange)	88	"	Flange	0	0	0	0	0	0
89	27-02-2026	GB TV-2 A/B Main line / BURNER 2 I/V (I/V Gland)	89	3 Inch	Valve	0	0	0	0	0	0
90	27-02-2026	GB TV-2 A/B Main line / BURNER 2 I/V (U/S Flange)	90	"	Flange	0	0	0	0	0	0
91	27-02-2026	GB TV-2 A/B Main line / BURNER 2 I/V (D/S Flange)	91	"	Flange	0	0	0	0	0	0
92	27-02-2026	GB TV-2 A/B Main line / BURNER 2 I/V (I/V Bonnet Flange)	92	"	Flange	0	0	0	0	0	0
93	26-02-2026	GBTV-3A (C/V Gland)	93	4 Inch	Valve	0	0	0	0	0	0
94	26-02-2026	GBTV-3A (U/S Flange)	94	"	Flange	0	0	0	0	0	0
95	26-02-2026	GBTV-3A (D/S Flange)	95	"	Flange	0	0	0	0	0	0
96	26-02-2026	GBTV-3A (C/V Bonnet Flange)	96	"	Flange	0	0	0	0	0	0
97	26-02-2026	GBTV-3B (C/V Gland)	97	"	Valve	0	0	0	0	0	0
98	26-02-2026	GBTV-3B (U/S Flange)	98	"	Flange	0	0	0	0	0	0
99	26-02-2026	GBTV-3B (D/S Flange)	99	"	Flange	0	0	0	0	0	0
100	26-02-2026	GBTV-3B (C/V Bonnet Flange)	100	"	Flange	0	0	0	0	0	0
101	26-02-2026	GB TV-3 A/B Main line / BURNER 3 I/V (I/V Gland)	101	3 Inch	Valve	0	0	0	0	0	0
102	26-02-2026	GB TV-3 A/B Main line / BURNER 3 I/V (U/S Flange)	102	"	Flange	0	0	0	0	0	0
103	26-02-2026	GB TV-3 A/B Main line / BURNER 3 I/V (D/S Flange)	103	"	Flange	0	0	0	0	0	0
104	26-02-2026	GB TV-3 A/B Main line / BURNER 3 I/V (I/V Bonnet Flange)	104	"	Flange	0	0	0	0	0	0
105	26-02-2026	Igniter gas line manual isolation valve before strainer (I/V Gland)	105	0.5 Inch	Valve	0	0	0	0	0	0
106	26-02-2026	Igniter gas line manual isolation valve before strainer (I/V Bonnet Flange)	106	"	Flange	0	0	0	0	0	0
107	26-02-2026	Igniter gas line strainer (U/S Join)	107	"	Join	0	0	0	0	0	0
108	26-02-2026	Igniter gas line strainer (D/S Join)	108	"	Join	0	0	0	0	0	0
109	26-02-2026	GBTV-4A (C/V Gland)	109	4 Inch	Valve	0	0	0	0	0	0
110	26-02-2026	GBTV-4A (U/S Flange)	110	"	Flange	0	0	0	0	0	0
111	26-02-2026	GBTV-4A (D/S Flange)	111	"	Flange	0	0	0	0	0	0
112	26-02-2026	GBTV-4A (C/V Bonnet Flange)	112	"	Flange	0	0	0	0	0	0
113	26-02-2026	GBTV-4B (C/V Gland)	113	"	Valve	86.2	0.000152	0.003646084	86.2	0.000152	0.003646084
114	26-02-2026	GBTV-4B (U/S Flange)	114	"	Flange	0	0	0	0	0	0
115	26-02-2026	GBTV-4B (D/S Flange)	115	"	Flange	0	0	0	0	0	0
116	26-02-2026	GBTV-4B (C/V Bonnet Flange)	116	"	Flange	0	0	0	0	0	0
117	26-02-2026	GB TV-4 A/B Main line / BURNER 4 I/V (I/V Gland)	117	3 Inch	Valve	157.8	0.000224	0.005375461	157.8	0.000224	0.005375461
118	26-02-2026	GB TV-4 A/B Main line / BURNER 4 I/V (U/S Flange)	118	"	Flange	0	0	0	0	0	0
119	26-02-2026	GB TV-4 A/B Main line / BURNER 4 I/V (D/S Flange)	119	"	Flange	0	0	0	0	0	0

Sr.No.	Date	Location	Tag No.	Line Size	Componenet Type	Screening Value (PPM) before Repair	Emission Kg/Hr	Emission Kg/day	Screening Value (PPM) afterRepair	Emission Kg/Hr	Emission Kg/day
120	26-02-2026	GB TV-4 A/B Main line / BURNER 4 I/V (I/V Bonnet Flange)	120	"	Flange	0	0	0	0	0	0
121	26-02-2026	Igniter gas line manual isolation valve before strainer (I/V Gland)	121	0.5 Inch	Valve	0	0	0	0	0	0
122	26-02-2026	Igniter gas line manual isolation valve before strainer (I/V Bonnet Flange)	122	"	Flange	0	0	0	0	0	0
123	26-02-2026	Igniter gas line strainer (U/S Join)	123	"	Join	0	0	0	0	0	0
124	26-02-2026	Igniter gas line strainer (D/S Join)	124	"	Join	0	0	0	0	0	0
125	27-02-2026	FG TV-02 (C/V Gland)	125	6 Inch	Valve	0	0	0	0	0	0
126	27-02-2026	FG TV-02 (U/S Flange)	126	"	Flange	0	0	0	0	0	0
127	27-02-2026	FG TV-02 (D/S Flange)	127	"	Flange	0	0	0	0	0	0
128	27-02-2026	FG TV-02 (C/V Bonnet Flange)	128	"	Flange	0	0	0	0	0	0
129	27-02-2026	02-FCV-05 (C/V Gland)	129	"	Valve	0	0	0	0	0	0
130	27-02-2026	02-FCV-05 (U/S Flange)	130	"	Flange	0	0	0	0	0	0
131	27-02-2026	02-FCV-05 (D/S Flange)	131	"	Flange	0	0	0	0	0	0
132	27-02-2026	02-FCV-05 (C/V Bonnet Flange)	132	"	Flange	0	0	0	0	0	0
133	27-02-2026	02-FCV-05 U/S line (I/V Gland)	133	"	Valve	4377	0.001891	0.045380195	4377	0.001891	0.045380195
134	27-02-2026	02-FCV-05 U/S line (U/S Flange)	134	"	Flange	0	0	0	0	0	0
135	27-02-2026	02-FCV-05 U/S line(D/S Flange)	135	"	Flange	0	0	0	0	0	0
136	27-02-2026	02-FCV-05 U/S line (I/V Bonnet Flange)	136	"	Flange	0	0	0	0	0	0
137	27-02-2026	02-FCV-05 D/S line (I/V Gland)	137	"	Valve	0	0	0	0	0	0
138	27-02-2026	02-FCV-05 D/S line (U/S Flange)	138	"	Flange	0	0	0	0	0	0
139	27-02-2026	02-FCV-05 D/S line(D/S Flange)	139	"	Flange	0	0	0	0	0	0
140	27-02-2026	02-FCV-05 D/S line (I/V Bonnet Flange)	140	"	Flange	0	0	0	0	0	0
141	27-02-2026	02-FCV-05 Bypass line (I/V Gland)	141	3 Inch	Valve	0	0	0	0	0	0
142	27-02-2026	02-FCV-05 Bypass line (U/S Flange)	142	"	Flange	0	0	0	0	0	0
143	27-02-2026	02-FCV-05 Bypass line (D/S Flange)	143	"	Flange	0	0	0	0	0	0
144	27-02-2026	02-FCV-05 Bypass line (I/V Bonnet Flange)	144	"	Flange	0	0	0	0	0	0
145	27-02-2026	GBTV-1A (C/V Gland)	145	4 Inch	Valve	0	0	0	0	0	0
146	27-02-2026	GBTV-1A (U/S Flange)	146	"	Flange	0	0	0	0	0	0
147	27-02-2026	GBTV-1A (D/S Flange)	147	"	Flange	0	0	0	0	0	0
148	27-02-2026	GBTV-1A (C/V Bonnet Flange)	148	"	Flange	0	0	0	0	0	0
149	27-02-2026	GBTV-1B (C/V Gland)	149	"	Valve	27.3	0.000073	0.00174228	27.3	0.000073	0.0017428
150	27-02-2026	GBTV-1B (U/S Flange)	150	"	Flange	0	0	0	0	0	0
151	27-02-2026	GBTV-1B (D/S Flange)	151	"	Flange	0	0	0	0	0	0
152	27-02-2026	GBTV-1B (C/V Bonnet Flange)	152	"	Flange	0	0	0	0	0	0
153	27-02-2026	GB TV-1 A/B Main line / BURNER 1 I/V (I/V Gland)	153	3 Inch	Valve	0	0	0	0	0	0
154	27-02-2026	GB TV-1 A/B Main line / BURNER 1 I/V (U/S Flange)	154	"	Flange	0	0	0	0	0	0
155	27-02-2026	GB TV-1 A/B Main line / BURNER 1 I/V (D/S Flange)	155	"	Flange	0	0	0	0	0	0
156	27-02-2026	GB TV-1 A/B Main line / BURNER 1 I/V (I/V Bonnet Flange)	156	"	Flange	0	0	0	0	0	0
157	27-02-2026	GBTV-2A (C/V Gland)	157	4 Inch	Valve	0	0	0	0	0	0
158	27-02-2026	GBTV-2A (U/S Flange)	158	"	Flange	0	0	0	0	0	0
159	27-02-2026	GBTV-2A (D/S Flange)	159	"	Flange	0	0	0	0	0	0

Sr.No.	Date	Location	Tag No.	Line Size	Componenet Type	Screening Value (PPM) before Repair	Emission Kg/Hr	Emission Kg/day	Screening Value (PPM) afterRepair	Emission Kg/Hr	Emission Kg/day
160	27-02-2026	GBTV-2A (C/V Bonnet Flange)	160	"	Flange	0	0	0	0	0	0
161	27-02-2026	GBTV-2B (C/V Gland)	161	"	Valve	0	0	0	0	0	0
162	27-02-2026	GBTV-2B (U/S Flange)	162	"	Flange	0	0	0	0	0	0
163	27-02-2026	GBTV-2B (D/S Flange)	163	"	Flange	0	0	0	0	0	0
164	27-02-2026	GBTV-2B (C/V Bonnet Flange)	164	"	Flange	0	0	0	0	0	0
165	27-02-2026	GB TV-2 A/B Main line / BURNER 2 I/V (I/V Gland)	165	3 Inch	Valve	0	0	0	0	0	0
166	27-02-2026	GB TV-2 A/B Main line / BURNER 2 I/V (U/S Flange)	166	"	Flange	0	0	0	0	0	0
167	27-02-2026	GB TV-2 A/B Main line / BURNER 2 I/V (D/S Flange)	167	"	Flange	0	0	0	0	0	0
168	27-02-2026	GB TV-2 A/B Main line / BURNER 2 I/V (I/V Bonnet Flange)	168	"	Flange	0	0	0	0	0	0
169	26-02-2026	GBTV-3A (C/V Gland)	169	4 Inch	Valve	0	0	0	0	0	0
170	26-02-2026	GBTV-3A (U/S Flange)	170	"	Flange	0	0	0	0	0	0
171	26-02-2026	GBTV-3A (D/S Flange)	171	"	Flange	0	0	0	0	0	0
172	26-02-2026	GBTV-3A (C/V Bonnet Flange)	172	"	Flange	0	0	0	0	0	0
173	26-02-2026	GBTV-3B (C/V Gland)	173	"	Valve	0	0	0	0	0	0
174	26-02-2026	GBTV-3B (U/S Flange)	174	"	Flange	0	0	0	0	0	0
175	26-02-2026	GBTV-3B (D/S Flange)	175	"	Flange	0	0	0	0	0	0
176	26-02-2026	GBTV-3B (C/V Bonnet Flange)	176	"	Flange	0	0	0	0	0	0
177	26-02-2026	GB TV-3 A/B Main line / BURNER 3 I/V (I/V Gland)	177	3 Inch	Valve	0	0	0	0	0	0
178	26-02-2026	GB TV-3 A/B Main line / BURNER 3 I/V (U/S Flange)	178	"	Flange	0	0	0	0	0	0
179	26-02-2026	GB TV-3 A/B Main line / BURNER 3 I/V (D/S Flange)	179	"	Flange	0	0	0	0	0	0
180	26-02-2026	GB TV-3 A/B Main line / BURNER 3 I/V (I/V Bonnet Flange)	180	"	Flange	0	0	0	0	0	0
181	26-02-2026	Igniter gas line manual isolation valve before strainer (I/V Gland)	181	0.5 Inch	Valve	0	0	0	0	0	0
182	26-02-2026	Igniter gas line manual isolation valve before strainer (I/V Bonnet Flange)	182	"	Flange	0	0	0	0	0	0
183	26-02-2026	Igniter gas line strainer (U/S Join)	183	"	Join	0	0	0	0	0	0
184	26-02-2026	Igniter gas line strainer (D/S Join)	184	"	Join	0	0	0	0	0	0
185	26-02-2026	GBTV-4A (C/V Gland)	185	4 Inch	Valve	43.2	0.000097	0.00233 9977	43.2	0.000 097	0.002339 977
186	26-02-2026	GBTV-4A (U/S Flange)	186	"	Flange	0	0	0	0	0	0
187	26-02-2026	GBTV-4A (D/S Flange)	187	"	Flange	0	0	0	0	0	0
188	26-02-2026	GBTV-4A (C/V Bonnet Flange)	188	"	Flange	0	0	0	0	0	0
189	26-02-2026	GBTV-4B (C/V Gland)	189	"	Valve	0	0	0	0	0	0
190	26-02-2026	GBTV-4B (U/S Flange)	190	"	Flange	0	0	0	0	0	0
191	26-02-2026	GBTV-4B (D/S Flange)	191	"	Flange	0	0	0	0	0	0
192	26-02-2026	GBTV-4B (C/V Bonnet Flange)	192	"	Flange	0	0	0	0	0	0
193	26-02-2026	GB TV-4 A/B Main line / BURNER 4 I/V (I/V Gland)	193	3 Inch	Valve	0	0	0	0	0	0
194	26-02-2026	GB TV-4 A/B Main line / BURNER 4 I/V (U/S Flange)	194	"	Flange	0	0	0	0	0	0
195	26-02-2026	GB TV-4 A/B Main line / BURNER 4 I/V (D/S Flange)	195	"	Flange	0	0	0	0	0	0
196	26-02-2026	GB TV-4 A/B Main line / BURNER 4 I/V (I/V Bonnet Flange)	196	"	Flange	0	0	0	0	0	0
197	26-02-2026	Igniter gas line manual isolation valve before strainer (I/V Gland)	197	0.5 Inch	Valve	0	0	0	0	0	0
198	26-02-2026	Igniter gas line manual isolation valve before strainer (I/V Bonnet Flange)	198	"	Flange	0	0	0	0	0	0
199	26-02-2026	Igniter gas line strainer (U/S Join)	199	"	Join	0	0	0	0	0	0

Sr.No.	Date	Location	Tag No.	Line Size	Componenet Type	Screening Value (PPM) before Repair	Emission Kg/Hr	Emission Kg/day	Screening Value (PPM) afterRepair	Emission Kg/Hr	Emission Kg/day
200	26-02-2026	Igniter gas line strainer (D/S Join)	200	"	Join	0	0	0	0	0	0
201	27-02-2026	FG TV-03 (C/V Gland)	201	6 Inch	Valve	0	0	0	0	0	0
202	27-02-2026	FG TV-03 (U/S Flange)	202	"	Flange	0	0	0	0	0	0
203	27-02-2026	FG TV-03 (D/S Flange)	203	"	Flange	0	0	0	0	0	0
204	27-02-2026	FG TV-03 (C/V Bonnet Flange)	204	"	Flange	0	0	0	0	0	0
205	27-02-2026	03-FCV-05 (C/V Gland)	205	"	Valve	0	0	0	0	0	0
206	27-02-2026	03-FCV-05 (U/S Flange)	206	"	Flange	0	0	0	0	0	0
207	27-02-2026	03-FCV-05 (D/S Flange)	207	"	Flange	0	0	0	0	0	0
208	27-02-2026	03-FCV-05 (C/V Bonnet Flange)	208	"	Flange	0	0	0	0	0	0
209	27-02-2026	03-FCV-05 U/S line (I/V Gland)	209	"	Valve	0	0	0	0	0	0
210	27-02-2026	03-FCV-05 U/S line (U/S Flange)	210	"	Flange	0	0	0	0	0	0
211	27-02-2026	03-FCV-05 U/S line(D/S Flange)	211	"	Flange	0	0	0	0	0	0
212	27-02-2026	03-FCV-05 U/S line (I/V Bonnet Flange)	212	"	Flange	0	0	0	0	0	0
213	27-02-2026	03-FCV-05 D/S line (I/V Gland)	213	"	Valve	0	0	0	0	0	0
214	27-02-2026	03-FCV-05 D/S line (U/S Flange)	214	"	Flange	0	0	0	0	0	0
215	27-02-2026	03-FCV-05 D/S line(D/S Flange)	215	"	Flange	0	0	0	0	0	0
216	27-02-2026	03-FCV-05 D/S line (I/V Bonnet Flange)	216	"	Flange	0	0	0	0	0	0
217	27-02-2026	03-FCV-05 Bypass line (I/V Gland)	217	3 Inch	Valve	0	0	0	0	0	0
218	27-02-2026	03-FCV-05 Bypass line (U/S Flange)	218	"	Flange	0	0	0	0	0	0
219	27-02-2026	03-FCV-05 Bypass line (D/S Flange)	219	"	Flange	0	0	0	0	0	0
220	27-02-2026	03-FCV-05 Bypass line (I/V Bonnet Flange)	220	"	Flange	0	0	0	0	0	0
221	27-02-2026	GBTV-1A (C/V Gland)	221	4 Inch	Valve	0	0	0	0	0	0
222	27-02-2026	GBTV-1A (U/S Flange)	222	"	Flange	0	0	0	0	0	0
223	27-02-2026	GBTV-1A (D/S Flange)	223	"	Flange	0	0	0	0	0	0
224	27-02-2026	GBTV-1A (C/V Bonnet Flange)	224	"	Flange	0	0	0	0	0	0
225	27-02-2026	GBTV-1B (C/V Gland)	225	"	Valve	0	0	0	0	0	0
226	27-02-2026	GBTV-1B (U/S Flange)	226	"	Flange	0	0	0	0	0	0
227	27-02-2026	GBTV-1B (D/S Flange)	227	"	Flange	0	0	0	0	0	0
228	27-02-2026	GBTV-1B (C/V Bonnet Flange)	228	"	Flange	0	0	0	0	0	0
229	27-02-2026	GB TV-1 A/B Main line / BURNER 1 I/V (I/V Gland)	229	3 Inch	Valve	0	0	0	0	0	0
230	27-02-2026	GB TV-1 A/B Main line / BURNER 1 I/V (U/S Flange)	230	"	Flange	0	0	0	0	0	0
231	27-02-2026	GB TV-1 A/B Main line / BURNER 1 I/V (D/S Flange)	231	"	Flange	0	0	0	0	0	0
232	27-02-2026	GB TV-1 A/B Main line / BURNER 1 I/V (I/V Bonnet Flange)	232	"	Flange	0	0	0	0	0	0
233	27-02-2026	GBTV-2A (C/V Gland)	233	4 Inch	Valve	0	0	0	0	0	0
234	27-02-2026	GBTV-2A (U/S Flange)	234	"	Flange	0	0	0	0	0	0
235	27-02-2026	GBTV-2A (D/S Flange)	235	"	Flange	0	0	0	0	0	0
236	27-02-2026	GBTV-2A (C/V Bonnet Flange)	236	"	Flange	0	0	0	0	0	0
237	27-02-2026	GBTV-2B (C/V Gland)	237	"	Valve	0	0	0	0	0	0
238	27-02-2026	GBTV-2B (U/S Flange)	238	"	Flange	0	0	0	0	0	0
239	27-02-2026	GBTV-2B (D/S Flange)	239	"	Flange	0	0	0	0	0	0

Sr.No.	Date	Location	Tag No.	Line Size	Componenet Type	Screening Value (PPM) before Repair	Emission Kg/Hr	Emission Kg/day	Screening Value (PPM) afterRepair	Emission Kg/Hr	Emission Kg/day
240	27-02-2026	GBTV-2B (C/V Bonnet Flange)	240	"	Flange	0	0	0	0	0	0
241	27-02-2026	GB TV-2 A/B Main line / BURNER 2 I/V (I/V Gland)	241	3 Inch	Valve	0	0	0	0	0	0
242	27-02-2026	GB TV-2 A/B Main line / BURNER 2 I/V (U/S Flange)	242	"	Flange	0	0	0	0	0	0
243	27-02-2026	GB TV-2 A/B Main line / BURNER 2 I/V (D/S Flange)	243	"	Flange	0	0	0	0	0	0
244	27-02-2026	GB TV-2 A/B Main line / BURNER 2 I/V (I/V Bonnet Flange)	244	"	Flange	0	0	0	0	0	0
245	26-02-2026	GBTV-3A (C/V Gland)	245	4 Inch	Valve	0	0	0	0	0	0
246	26-02-2026	GBTV-3A (U/S Flange)	246	"	Flange	0	0	0	0	0	0
247	26-02-2026	GBTV-3A (D/S Flange)	247	"	Flange	0	0	0	0	0	0
248	26-02-2026	GBTV-3A (C/V Bonnet Flange)	248	"	Flange	0	0	0	0	0	0
249	26-02-2026	GBTV-3B (C/V Gland)	249	"	Valve	0	0	0	0	0	0
250	26-02-2026	GBTV-3B (U/S Flange)	250	"	Flange	0	0	0	0	0	0
251	26-02-2026	GBTV-3B (D/S Flange)	251	"	Flange	0	0	0	0	0	0
252	26-02-2026	GBTV-3B (C/V Bonnet Flange)	252	"	Flange	0	0	0	0	0	0
253	26-02-2026	GB TV-3 A/B Main line / BURNER 3 I/V (I/V Gland)	253	3 Inch	Valve	0	0	0	0	0	0
254	26-02-2026	GB TV-3 A/B Main line / BURNER 3 I/V (U/S Flange)	254	"	Flange	0	0	0	0	0	0
255	26-02-2026	GB TV-3 A/B Main line / BURNER 3 I/V (D/S Flange)	255	"	Flange	0	0	0	0	0	0
256	26-02-2026	GB TV-3 A/B Main line / BURNER 3 I/V (I/V Bonnet Flange)	256	"	Flange	0	0	0	0	0	0
257	26-02-2026	Igniter gas line manual isolation valve before strainer (I/V Gland)	257	0.5 Inch	Valve	0	0	0	0	0	0
258	26-02-2026	Igniter gas line manual isolation valve before strainer (I/V Bonnet Flange)	258	"	Flange	0	0	0	0	0	0
259	26-02-2026	Igniter gas line strainer (U/S Join)	259	"	Join	0	0	0	0	0	0
260	26-02-2026	Igniter gas line strainer (D/S Join)	260	"	Join	0	0	0	0	0	0
261	26-02-2026	GBTV-4A (C/V Gland)	261	4 Inch	Valve	0	0	0	0	0	0
262	26-02-2026	GBTV-4A (U/S Flange)	262	"	Flange	0	0	0	0	0	0
263	26-02-2026	GBTV-4A (D/S Flange)	263	"	Flange	0	0	0	0	0	0
264	26-02-2026	GBTV-4A (C/V Bonnet Flange)	264	"	Flange	0	0	0	0	0	0
265	26-02-2026	GBTV-4B (C/V Gland)	265	"	Valve	0	0	0	0	0	0
266	26-02-2026	GBTV-4B (U/S Flange)	266	"	Flange	0	0	0	0	0	0
267	26-02-2026	GBTV-4B (D/S Flange)	267	"	Flange	0	0	0	0	0	0
268	26-02-2026	GBTV-4B (C/V Bonnet Flange)	268	"	Flange	0	0	0	0	0	0
269	26-02-2026	GB TV-4 A/B Main line / BURNER 4 I/V (I/V Gland)	269	3 Inch	Valve	0	0	0	0	0	0
270	26-02-2026	GB TV-4 A/B Main line / BURNER 4 I/V (U/S Flange)	270	"	Flange	0	0	0	0	0	0
271	26-02-2026	GB TV-4 A/B Main line / BURNER 4 I/V (D/S Flange)	271	"	Flange	0	0	0	0	0	0
272	26-02-2026	GB TV-4 A/B Main line / BURNER 4 I/V (I/V Bonnet Flange)	272	"	Flange	0	0	0	0	0	0
273	26-02-2026	Igniter gas line manual isolation valve before strainer (I/V Gland)	273	0.5 Inch	Valve	0	0	0	0	0	0
274	26-02-2026	Igniter gas line manual isolation valve before strainer (I/V Bonnet Flange)	274	"	Flange	0	0	0	0	0	0
275	26-02-2026	Igniter gas line strainer (U/S Join)	275	"	Join	0	0	0	0	0	0
276	26-02-2026	Igniter gas line strainer (D/S Join)	276	"	Join	0	0	0	0	0	0
277	27-02-2026	FG TV-04 (C/V Gland)	277	6 Inch	Valve	0	0	0	0	0	0
278	27-02-2026	FG TV-04 (U/S Flange)	278	"	Flange	0	0	0	0	0	0
279	27-02-2026	FG TV-04 (D/S Flange)	279	"	Flange	0	0	0	0	0	0

Sr.No.	Date	Location	Tag No.	Line Size	Componenet Type	Screening Value (PPM) before Repair	Emission Kg/Hr	Emission Kg/day	Screening Value (PPM) afterRepair	Emission Kg/Hr	Emission Kg/day
280	27-02-2026	FG TV-04 (C/V Bonnet Flange)	280	"	Flange	0	0	0	0	0	0
281	27-02-2026	04-FCV-05 (C/V Gland)	281	"	Valve	0	0	0	0	0	0
282	27-02-2026	04-FCV-05 (U/S Flange)	282	"	Flange	0	0	0	0	0	0
283	27-02-2026	04-FCV-05 (D/S Flange)	283	"	Flange	0	0	0	0	0	0
284	27-02-2026	04-FCV-05 (C/V Bonnet Flange)	284	"	Flange	0	0	0	0	0	0
285	27-02-2026	04-FCV-05 U/S line (I/V Gland)	285	"	Valve	0	0	0	0	0	0
286	27-02-2026	04-FCV-05 U/S line (U/S Flange)	286	"	Flange	0	0	0	0	0	0
287	27-02-2026	04-FCV-05 U/S line(D/S Flange)	287	"	Flange	0	0	0	0	0	0
288	27-02-2026	04-FCV-05 U/S line (I/V Bonnet Flange)	288	"	Flange	0	0	0	0	0	0
289	27-02-2026	04-FCV-05 D/S line (I/V Gland)	289	"	Valve	0	0	0	0	0	0
290	27-02-2026	04-FCV-05 D/S line (U/S Flange)	290	"	Flange	0	0	0	0	0	0
291	27-02-2026	04-FCV-05 D/S line(D/S Flange)	291	"	Flange	0	0	0	0	0	0
292	27-02-2026	04-FCV-05 D/S line (I/V Bonnet Flange)	292	"	Flange	0	0	0	0	0	0
293	27-02-2026	04-FCV-05 Bypass line (I/V Gland)	293	3 Inch	Valve	0	0	0	0	0	0
294	27-02-2026	04-FCV-05 Bypass line (U/S Flange)	294	"	Flange	0	0	0	0	0	0
295	27-02-2026	04-FCV-05 Bypass line (D/S Flange)	295	"	Flange	0	0	0	0	0	0
296	27-02-2026	04-FCV-05 Bypass line (I/V Bonnet Flange)	296	"	Flange	0	0	0	0	0	0
297	27-02-2026	GBTV-1A (C/V Gland)	297	4 Inch	Valve	0	0	0	0	0	0
298	27-02-2026	GBTV-1A (U/S Flange)	298	"	Flange	0	0	0	0	0	0
299	27-02-2026	GBTV-1A (D/S Flange)	299	"	Flange	0	0	0	0	0	0
300	27-02-2026	GBTV-1A (C/V Bonnet Flange)	300	"	Flange	0	0	0	0	0	0
301	27-02-2026	GBTV-1B (C/V Gland)	301	"	Valve	0	0	0	0	0	0
302	27-02-2026	GBTV-1B (U/S Flange)	302	"	Flange	0	0	0	0	0	0
303	27-02-2026	GBTV-1B (D/S Flange)	303	"	Flange	0	0	0	0	0	0
304	27-02-2026	GBTV-1B (C/V Bonnet Flange)	304	"	Flange	0	0	0	0	0	0
305	27-02-2026	GB TV-1 A/B Main line / BURNER 1 I/V (I/V Gland)	305	3 Inch	Valve	0	0	0	0	0	0
306	27-02-2026	GB TV-1 A/B Main line / BURNER 1 I/V (U/S Flange)	306	"	Flange	0	0	0	0	0	0
307	27-02-2026	GB TV-1 A/B Main line / BURNER 1 I/V (D/S Flange)	307	"	Flange	0	0	0	0	0	0
308	27-02-2026	GB TV-1 A/B Main line / BURNER 1 I/V (I/V Bonnet Flange)	308	"	Flange	0	0	0	0	0	0
309	27-02-2026	GBTV-2A (C/V Gland)	309	4 Inch	Valve	0	0	0	0	0	0
310	27-02-2026	GBTV-2A (U/S Flange)	310	"	Flange	0	0	0	0	0	0
311	27-02-2026	GBTV-2A (D/S Flange)	311	"	Flange	0	0	0	0	0	0
312	27-02-2026	GBTV-2A (C/V Bonnet Flange)	312	"	Flange	0	0	0	0	0	0
313	27-02-2026	GBTV-2B (C/V Gland)	313	"	Valve	0	0	0	0	0	0
314	27-02-2026	GBTV-2B (U/S Flange)	314	"	Flange	0	0	0	0	0	0
315	27-02-2026	GBTV-2B (D/S Flange)	315	"	Flange	0	0	0	0	0	0
316	27-02-2026	GBTV-2B (C/V Bonnet Flange)	316	"	Flange	0	0	0	0	0	0
317	27-02-2026	GB TV-2 A/B Main line / BURNER 2 I/V (I/V Gland)	317	3 Inch	Valve	0	0	0	0	0	0
318	27-02-2026	GB TV-2 A/B Main line / BURNER 2 I/V (U/S Flange)	318	"	Flange	0	0	0	0	0	0
319	27-02-2026	GB TV-2 A/B Main line / BURNER 2 I/V (D/S Flange)	319	"	Flange	0	0	0	0	0	0

Sr.No.	Date	Location	Tag No.	Line Size	Componenet Type	Screening Value (PPM) before Repair	Emission Kg/Hr	Emission Kg/day	Screening Value (PPM) afterRepair	Emission Kg/Hr	Emission Kg/day
320	27-02-2026	GB TV-2 A/B Main line / BURNER 2 I/V (I/V Bonnet Flange)	320	"	Flange	0	0	0	0	0	0
321	26-02-2026	GBTV-3A (C/V Gland)	321	4 Inch	Valve	139.8	0.000207	0.004973322	139.8	0.000207	0.004973322
322	26-02-2026	GBTV-3A (U/S Flange)	322	"	Flange	0	0	0	0	0	0
323	26-02-2026	GBTV-3A (D/S Flange)	323	"	Flange	0	0	0	0	0	0
324	26-02-2026	GBTV-3A (C/V Bonnet Flange)	324	"	Flange	0	0	0	0	0	0
325	26-02-2026	GBTV-3B (C/V Gland)	325	"	Valve	179.6	0.000243	0.005841114	179.6	0.000243	0.005841114
326	26-02-2026	GBTV-3B (U/S Flange)	326	"	Flange	0	0	0	0	0	0
327	26-02-2026	GBTV-3B (D/S Flange)	327	"	Flange	0	0	0	0	0	0
328	26-02-2026	GBTV-3B (C/V Bonnet Flange)	328	"	Flange	0	0	0	0	0	0
329	26-02-2026	GB TV-3 A/B Main line / BURNER 3 I/V (I/V Gland)	329	3 Inch	Valve	0	0	0	0	0	0
330	26-02-2026	GB TV-3 A/B Main line / BURNER 3 I/V (U/S Flange)	330	"	Flange	0	0	0	0	0	0
331	26-02-2026	GB TV-3 A/B Main line / BURNER 3 I/V (D/S Flange)	331	"	Flange	0	0	0	0	0	0
332	26-02-2026	GB TV-3 A/B Main line / BURNER 3 I/V (I/V Bonnet Flange)	332	"	Flange	0	0	0	0	0	0
333	26-02-2026	Igniter gas line manual isolation valve before strainer (I/V Gland)	333	0.5 Inch	Valve	0	0	0	0	0	0
334	26-02-2026	Igniter gas line manual isolation valve before strainer (I/V Bonnet Flange)	334	"	Flange	0	0	0	0	0	0
335	26-02-2026	Igniter gas line strainer (U/S Join)	335	"	Join	0	0	0	0	0	0
336	26-02-2026	Igniter gas line strainer (D/S Join)	336	"	Join	0	0	0	0	0	0
337	26-02-2026	GBTV-4A (C/V Gland)	337	4 Inch	Valve	0	0	0	0	0	0
338	26-02-2026	GBTV-4A (U/S Flange)	338	"	Flange	0	0	0	0	0	0
339	26-02-2026	GBTV-4A (D/S Flange)	339	"	Flange	0	0	0	0	0	0
340	26-02-2026	GBTV-4A (C/V Bonnet Flange)	340	"	Flange	0	0	0	0	0	0
341	26-02-2026	GBTV-4B (C/V Gland)	341	"	Valve	0	0	0	0	0	0
342	26-02-2026	GBTV-4B (U/S Flange)	342	"	Flange	0	0	0	0	0	0
343	26-02-2026	GBTV-4B (D/S Flange)	343	"	Flange	0	0	0	0	0	0
344	26-02-2026	GBTV-4B (C/V Bonnet Flange)	344	"	Flange	0	0	0	0	0	0
345	26-02-2026	GB TV-4 A/B Main line / BURNER 4 I/V (I/V Gland)	345	3 Inch	Valve	0	0	0	0	0	0
346	26-02-2026	GB TV-4 A/B Main line / BURNER 4 I/V (U/S Flange)	346	"	Flange	0	0	0	z gg	0	0
347	26-02-2026	GB TV-4 A/B Main line / BURNER 4 I/V (D/S Flange)	347	"	Flange	0	0	0	0	0	0
348	26-02-2026	GB TV-4 A/B Main line / BURNER 4 I/V (I/V Bonnet Flange)	348	"	Flange	0	0	0	0	0	0
349	26-02-2026	Igniter gas line manual isolation valve before strainer (I/V Gland)	349	0.5 Inch	Valve	0	0	0	0	0	0
350	26-02-2026	Igniter gas line manual isolation valve before strainer (I/V Bonnet Flange)	350	"	Flange	0	0	0	0	0	0
351	26-02-2026	Igniter gas line strainer (U/S Join)	351	"	Join	0	0	0	0	0	0
352	26-02-2026	Igniter gas line strainer (D/S Join)	352	"	Join	0	0	0	0	0	0

Sr.No.	Date	Location	Tag No.	Line Size	Componenet Type	Screening Value (PPM) before Repair	Emission Kg/Hr	Emission Kg/day	Screening Value (PPM) afterRepair	Emission Kg/Hr	Emission Kg/day
DHDT											
1	04-03-2026	Fuel Gas To Indmax line upper (I/V Gland)	1	6 Inch	Valve	0	0	0	0	0	0
2	04-03-2026	Fuel Gas To Indmax line upper (I/V U/S Flange)	2	"	Flange	0	0	0	0	0	0
3	04-03-2026	Fuel Gas To Indmax line upper (I/V D/S Flange)	3	"	Flange	0	0	0	0	0	0
4	04-03-2026	Fuel Gas To Indmax line upper (I/V Flange/Bonnet)	4	"	Flange	0	0	0	0	0	0
5	04-03-2026	Fuel Gas To Indmax line lower(I/V Gland)	5	"	Valve	0	0	0	0	0	0
6	04-03-2026	Fuel Gas To Indmax line lower(I/V U/S Flange)	6	"	Flange	0	0	0	0	0	0
7	04-03-2026	Fuel Gas To Indmax line lower(I/V D/S Flange)	7	"	Flange	0	0	0	0	0	0
8	04-03-2026	Fuel Gas To Indmax line lower(I/V Flange/Bonnet)	8	"	Flange	0	0	0	0	0	0
9	04-03-2026	Stabilized Naphtha line lower (I/V Gland)	9	4 Inch	Valve	572.4	0.000512	0.012293	572.4	0.000512	0.012293
10	04-03-2026	Stabilized Naphtha line lower (I/V U/S Flange)	10	"	Flange	0	0	0	0	0	0
11	04-03-2026	Stabilized Naphtha line lower (I/V D/S Flange)	11	"	Flange	0	0	0	0	0	0
12	04-03-2026	Stabilized Naphtha line lower (I/V Flange/Bonnet)	12	"	Flange	0	0	0	0	0	0
13	04-03-2026	Stabilized Naphtha line upper(I/V Gland)	13	"	Valve	0	0	0	0	0	0
14	04-03-2026	Stabilized Naphtha line upper(I/V U/S Flange)	14	"	Flange	0	0	0	0	0	0
15	04-03-2026	Stabilized Naphtha line upper(I/V D/S Flange)	15	"	Flange	0	0	0	0	0	0
16	04-03-2026	Stabilized Naphtha line upper(I/V Flange/Bonnet)	16	"	Flange	0	0	0	0	0	0
17	04-03-2026	Stabilized Naphtha line to HGU FEED tank line(I/V Gland)	17	3 Inch	Valve	0	0	0	0	0	0
18	04-03-2026	Stabilized Naphtha line to HGU FEED tank line(I/V U/S Flange)	18	"	Flange	0	0	0	0	0	0
19	04-03-2026	Stabilized Naphtha line to HGU FEED tank line(I/V D/S Flange)	19	"	Flange	0	0	0	0	0	0
20	04-03-2026	Stabilized Naphtha line to HGU FEED tank line(I/V Flange/Bonnet)	20	"	Flange	0	0	0	0	0	0
21	04-03-2026	Stabilized Naphtha line to HGU FEED tank line NRV(NRV Top Flange)	21	"	Valve	0	0	0	0	0	0
22	04-03-2026	Stabilized Naphtha line to HGU FEED tank line NRV(I/V Flange/Bonnet)	22	"	Flange	0	0	0	0	0	0
23	04-03-2026	Stabilized Naphtha line to HGU FEED tank line NRV(End Flange)	23	"	Flange	0	0	0	0	0	0
24	04-03-2026	Stab. Naphtha to HGU FEED tank line lower I/V(I/V Gland)	24	"	Valve	0	0	0	0	0	0
25	04-03-2026	Stab. Naphtha to HGU FEED tank line lower I/V(I/V U/S Flange)	25	"	Flange	0	0	0	0	0	0
26	04-03-2026	Stab. Naphtha to HGU FEED tank line lower I/V(I/V D/S Flange)	26	"	Flange	0	0	0	0	0	0
27	04-03-2026	Stab. Naphtha to HGU FEED tank line lower I/V(I/V Flange/Bonnet)	27	"	Flange	0	0	0	0	0	0
28	04-03-2026	Stab. Naphtha to HGU FEED tank line upper I/V(I/V Gland)	28	"	Valve	0	0	0	0	0	0
29	04-03-2026	Stab. Naphtha to HGU FEED tank line upper I/V(I/V U/S Flange)	29	"	Flange	0	0	0	0	0	0
30	04-03-2026	Stab. Naphtha to HGU FEED tank line upper I/V(I/V D/S Flange)	30	"	Flange	0	0	0	0	0	0
31	04-03-2026	Stab. Naphtha to HGU FEED tank line upper I/V(I/V Flange/Bonnet)	31	"	Flange	0	0	0	0	0	0
32	04-03-2026	Stab. Naphtha to HGU FEED tank line drain upper (I/V Gland)	32	0.5 Inch	Valve	0	0	0	0	0	0
33	04-03-2026	Stab. Naphtha to HGU FEED tank line drain upper (I/V Flange/Bonnet)	33	"	Flange	0	0	0	0	0	0
34	04-03-2026	Stab. Naphtha to HGU FEED tank line drain upper (End Flange)	34	"	Flange	0	0	0	0	0	0
35	04-03-2026	Stab. Naphtha to HGU FEED tank line drain lower (I/V Gland)	35	0.5 Inch	Valve	0	0	0	0	0	0
36	04-03-2026	Stab. Naphtha to HGU FEED tank line drain lower (I/V Flange/Bonnet)	36	"	Flange	0	0	0	0	0	0
37	04-03-2026	Stab. Naphtha to HGU FEED tank line drain lower (End Flange)	37	"	Flange	0	0	0	0	0	0
38	04-03-2026	Stab. Up Naphtha from tank line lower(I/V Gland)	38	2 Inch	Valve	88.7	0.000155	0.003714	88.7	0.000155	0.003714
39	04-03-2026	Stab. Up Naphtha from tank line lower(I/V U/S Flange)	39	"	Flange	462.8	0.000345	0.008281	462.8	0.000345	0.008281

Sr.No.	Date	Location	Tag No.	Line Size	Componenet Type	Screening Value (PPM) before Repair	Emission Kg/Hr	Emission Kg/day	Screening Value (PPM) afterRepair	Emission Kg/Hr	Emission Kg/day
40	04-03-2026	Stab. Up Naphtha from tank line lower(I/V D/S Flange)	40	"	Flange	0	0	0	0	0	0
41	04-03-2026	Stab. Up Naphtha from tank line lower(I/V Flange/Bonnet)	41	"	Flange	0	0	0	0	0	0
42	04-03-2026	Stab. Up Naphtha from tank line upper(I/V Gland)	42	"	Valve	12309	0.003672	0.088136	12309	0.003672	0.088136
43	04-03-2026	Stab. Up Naphtha from tank line upper(I/V U/S Flange)	43	"	Flange	0	0	0	0	0	0
44	04-03-2026	Stab. Up Naphtha from tank line upper(I/V D/S Flange)	44	"	Flange	0	0	0	0	0	0
45	04-03-2026	Stab. Up Naphtha from tank line upper(I/V Flange/Bonnet)	45	"	Flange	0	0	0	0	0	0
46	04-03-2026	Fuel gas to V-030 line lower(I/V Gland)	46	"	Valve	0	0	0	0	0	0
47	04-03-2026	Fuel gas to V-030 line lower(I/V U/S Flange)	47	"	Flange	0	0	0	0	0	0
48	04-03-2026	Fuel gas to V-030 line lower(I/V D/S Flange)	48	"	Flange	0	0	0	0	0	0
49	04-03-2026	Fuel gas to V-030 line lower(I/V Flange/Bonnet)	49	"	Flange	0	0	0	0	0	0
50	04-03-2026	Fuel gas to V-030 line upper(I/V Gland)	50	"	Valve	0	0	0	0	0	0
51	04-03-2026	Fuel gas to V-030 line upper(I/V U/S Flange)	51	"	Flange	0	0	0	0	0	0
52	04-03-2026	Fuel gas to V-030 line upper(I/V D/S Flange)	52	"	Flange	0	0	0	0	0	0
53	04-03-2026	Fuel gas to V-030 line upper(I/V Flange/Bonnet)	53	"	Flange	0	0	0	0	0	0
54	04-03-2026	81-PV-2521 (C/V Gland)	54	4 Inch	Valve	0	0	0	0	0	0
55	04-03-2026	81-PV-2521 (C/V U/S Flange)	55	"	Flange	0	0	0	0	0	0
56	04-03-2026	81-PV-2521 (C/V D/S Flange)	56	"	Flange	0	0	0	0	0	0
57	04-03-2026	81-PV-2521 (C/V Flange/Bonnet)	57	"	Flange	0	0	0	0	0	0
58	04-03-2026	81-PV-2521 U/S line (I/V Gland)	58	"	Valve	0	0	0	0	0	0
59	04-03-2026	81-PV-2521 U/S line (I/V U/S Flange)	59	"	Flange	0	0	0	0	0	0
60	04-03-2026	81-PV-2521 U/S line (I/V D/S Flange)	60	"	Flange	0	0	0	0	0	0
61	04-03-2026	81-PV-2521 U/S line (I/V Flange/Bonnet)	61	"	Flange	0	0	0	0	0	0
62	04-03-2026	81-PV-2521 D/S line (I/V Gland)	62	"	Valve	0	0	0	0	0	0
63	04-03-2026	81-PV-2521 D/S line (I/V U/S Flange)	63	"	Flange	0	0	0	0	0	0
64	04-03-2026	81-PV-2521 D/S line (I/V D/S Flange)	64	"	Flange	0	0	0	0	0	0
65	04-03-2026	81-PV-2521 D/S line (I/V Flange/Bonnet)	65	"	Flange	0	0	0	0	0	0
66	04-03-2026	81-PV-2521 Bypass line (I/V Gland)	66	3 Inch	Valve	0	0	0	0	0	0
67	04-03-2026	81-PV-2521 Bypass line (I/V U/S Flange)	67	"	Flange	0	0	0	0	0	0
68	04-03-2026	81-PV-2521 Bypass line (I/V D/S Flange)	68	"	Flange	0	0	0	0	0	0
69	04-03-2026	81-PV-2521 Bypass line (I/V Flange/Bonnet)	69	"	Flange	0	0	0	0	0	0
70	04-03-2026	81-PV-2521 U/S line drain line(I/V Gland)	70	0.5 Inch	Valve	0	0	0	0	0	0
71	04-03-2026	81-PV-2521 U/S line drain line(I/V Flange/Bonnet)	71	"	Flange	0	0	0	0	0	0
72	04-03-2026	81-PV-2521 U/S line drain line(End Flange)	72	"	Flange	0	0	0	0	0	0
73	04-03-2026	81-PV-2521 D/S line drain line(I/V Gland)	73	"	Valve	0	0	0	0	0	0
74	04-03-2026	81-PV-2521 D/S line drain line(I/V Flange/Bonnet)	74	"	Flange	0	0	0	0	0	0
75	04-03-2026	81-PV-2521 D/S line drain line(End Flange)	75	"	Flange	0	0	0	0	0	0
76	04-03-2026	81-FV-1104 (C/V Gland)	76	Insulation	Valve	0	0	0	0	0	0
77	04-03-2026	81-FV-1104 U/S line (I/V Gland)	77	"	Valve	0	0	0	0	0	0
78	04-03-2026	81-FV-1104 D/S line (I/V Gland)	78	"	Valve	0	0	0	0	0	0
79	04-03-2026	81-FV-1104 Bypass line (I/V Gland)	79	"	Valve	0	0	0	0	0	0

Sr.No.	Date	Location	Tag No.	Line Size	Componenet Type	Screening Value (PPM) before Repair	Emission Kg/Hr	Emission Kg/day	Screening Value (PPM) afterRepair	Emission Kg/Hr	Emission Kg/day
80	04-03-2026	81-FV-1104 U/S line drain line(I/V Gland)	80	0.5 Inch	Valve	0	0	0	0	0	0
81	04-03-2026	81-FV-1104 U/S line drain line(I/V Flange/Bonnet)	81	"	Flange	0	0	0	0	0	0
82	04-03-2026	81-FV-1104 U/S line drain line(End Flange)	82	"	Flange	0	0	0	0	0	0
83	04-03-2026	81-FV-1104 D/S line drain line(I/V Gland)	83	"	Valve	0	0	0	0	0	0
84	04-03-2026	81-FV-1104 D/S line drain line(I/V Flange/Bonnet)	84	"	Flange	0	0	0	0	0	0
85	04-03-2026	81-FV-1104 D/S line drain line(End Flange)	85	"	Flange	0	0	0	0	0	0
86	04-03-2026	81-FV-1101 (C/V Gland)	86	8 Inch	Valve	0	0	0	0	0	0
87	04-03-2026	81-FV-1101 (C/V U/S Flange)	87	"	Flange	0	0	0	0	0	0
88	04-03-2026	81-FV-1101 (C/V D/S Flange)	88	"	Flange	0	0	0	0	0	0
89	04-03-2026	81-FV-1101 (C/V Flange/Bonnet)	89	"	Flange	0	0	0	0	0	0
90	04-03-2026	81-FV-1101 U/S line (I/V Gland)	90	10 Inch	Valve	0	0	0	0	0	0
91	04-03-2026	81-FV-1101 U/S line (I/V U/S Flange)	91	"	Flange	0	0	0	0	0	0
92	04-03-2026	81-FV-1101 U/S line (I/V D/S Flange)	92	"	Flange	0	0	0	0	0	0
93	04-03-2026	81-FV-1101 U/S line (I/V Flange/Bonnet)	93	"	Flange	0	0	0	0	0	0
94	04-03-2026	81-FV-1101 D/S line (I/V Gland)	94	"	Valve	0	0	0	0	0	0
95	04-03-2026	81-FV-1101 D/S line (I/V U/S Flange)	95	"	Flange	0	0	0	0	0	0
96	04-03-2026	81-FV-1101 D/S line (I/V D/S Flange)	96	"	Flange	0	0	0	0	0	0
97	04-03-2026	81-FV-1101 D/S line (I/V Flange/Bonnet)	97	"	Flange	0	0	0	0	0	0
98	04-03-2026	81-FV-1101 Bypass line (I/V Gland)	98	8 Inch	Valve	0	0	0	0	0	0
99	04-03-2026	81-FV-1101 Bypass line (I/V U/S Flange)	99	"	Flange	0	0	0	0	0	0
100	04-03-2026	81-FV-1101 Bypass line (I/V D/S Flange)	100	"	Flange	0	0	0	0	0	0
101	04-03-2026	81-FV-1101 Bypass line (I/V Flange/Bonnet)	101	"	Flange	0	0	0	0	0	0
102	04-03-2026	81-FV-1101 U/S line drain line(I/V Gland)	102	0.5 Inch	Valve	0	0	0	0	0	0
103	04-03-2026	81-FV-1101 U/S line drain line(I/V Flange/Bonnet)	103	"	Flange	0	0	0	0	0	0
104	04-03-2026	81-FV-1101 U/S line drain line(End Flange)	104	"	Flange	0	0	0	0	0	0
105	04-03-2026	81-FV-1101 D/S line drain line(I/V Gland)	105	"	Valve	0	0	0	0	0	0
106	04-03-2026	81-FV-1101 D/S line drain line(I/V Flange/Bonnet)	106	"	Flange	0	0	0	0	0	0
107	04-03-2026	81-FV-1101 D/S line drain line(End Flange)	107	"	Flange	0	0	0	0	0	0
108	04-03-2026	81-FT-1101 (C/V Gland)	108	Insulation	Valve	0	0	0	0	0	0
109	04-03-2026	81-FT-1101 U/S line (I/V Gland)	109	"	Valve	0	0	0	0	0	0
110	04-03-2026	81-FT-1101 D/S line (I/V Gland)	110	"	Valve	0	0	0	0	0	0
111	04-03-2026	81-FT-1101 Bypass line (I/V Gland)	111	"	Valve	0	0	0	0	0	0
112	04-03-2026	81-FT-1101 U/S drain line(I/V Gland)	112	0.5 Inch	Valve	0	0	0	0	0	0
113	04-03-2026	81-FT-1101 U/S drain line(I/V Flange/Bonnet)	113	"	Flange	0	0	0	0	0	0
114	04-03-2026	81-FT-1101 U/S drain line(End Flange)	114	"	Flange	0	0	0	0	0	0
115	04-03-2026	81-FT-1101 D/S drain line(I/V Gland)	115	"	Valve	0	0	0	0	0	0
116	04-03-2026	81-FT-1101 D/S drain line(I/V Flange/Bonnet)	116	"	Flange	0	0	0	0	0	0
117	04-03-2026	81-FT-1101 D/S drain line(End Flange)	117	"	Flange	0	0	0	0	0	0
118	04-03-2026	81-PV-2302 (C/V Gland)	118	3 Inch	Valve	0	0	0	0	0	0
119	04-03-2026	81-PV-2302 (C/V U/S Flange)	119	"	Flange	0	0	0	0	0	0

Sr.No.	Date	Location	Tag No.	Line Size	Componenet Type	Screening Value (PPM) before Repair	Emission Kg/Hr	Emission Kg/day	Screening Value (PPM) afterRepair	Emission Kg/Hr	Emission Kg/day
120	04-03-2026	81-PV-2302 (C/V D/S Flange)	120	"	Flange	0	0	0	0	0	0
121	04-03-2026	81-PV-2302 (C/V Flange/Bonnet)	121	"	Flange	0	0	0	0	0	0
122	04-03-2026	81-PV-2302 U/S line (I/V Gland)	122	"	Valve	0	0	0	0	0	0
123	04-03-2026	81-PV-2302 U/S line (I/V U/S Flange)	123	"	Flange	0	0	0	0	0	0
124	04-03-2026	81-PV-2302 U/S line (I/V D/S Flange)	124	"	Flange	0	0	0	0	0	0
125	04-03-2026	81-PV-2302 U/S line (I/V Flange/Bonnet)	125	"	Flange	0	0	0	0	0	0
126	04-03-2026	81-PV-2302 D/S line (I/V Gland)	126	"	Valve	0	0	0	0	0	0
127	04-03-2026	81-PV-2302 D/S line (I/V U/S Flange)	127	"	Flange	0	0	0	0	0	0
128	04-03-2026	81-PV-2302 D/S line (I/V D/S Flange)	128	"	Flange	0	0	0	0	0	0
129	04-03-2026	81-PV-2302 D/S line (I/V Flange/Bonnet)	129	"	Flange	0	0	0	0	0	0
130	04-03-2026	81-PV-2302 Bypass line (I/V Gland)	130	3 Inch	Valve	0	0	0	0	0	0
131	04-03-2026	81-PV-2302 Bypass line (I/V U/S Flange)	131	"	Flange	0	0	0	0	0	0
132	04-03-2026	81-PV-2302 Bypass line (I/V D/S Flange)	132	"	Flange	0	0	0	0	0	0
133	04-03-2026	81-PV-2302 Bypass line (I/V Flange/Bonnet)	133	"	Flange	0	0	0	0	0	0
134	04-03-2026	81-PV-2302 U/S drain line(I/V Gland)	134	0.5 Inch	Valve	0	0	0	0	0	0
135	04-03-2026	81-PV-2302 U/S drain line(I/V Flange/Bonnet)	135	"	Flange	0	0	0	0	0	0
136	04-03-2026	81-PV-2302 U/S drain line(End Flange)	136	"	Flange	0	0	0	0	0	0
137	04-03-2026	81-PV-2302 D/S drain line(I/V Gland)	137	"	Valve	0	0	0	0	0	0
138	04-03-2026	81-PV-2302 D/S drain line(I/V Flange/Bonnet)	138	"	Flange	0	0	0	0	0	0
139	04-03-2026	81-PV-2302 D/S drain line(End Flange)	139	"	Flange	0	0	0	0	0	0
140	04-03-2026	81-FV-3303 (C/V Gland)	140	8 Inch	Valve	0	0	0	0	0	0
141	04-03-2026	81-FV-3303 (C/V U/S Flange)	141	"	Flange	0	0	0	0	0	0
142	04-03-2026	81-FV-3303 (C/V D/S Flange)	142	"	Flange	0	0	0	0	0	0
143	04-03-2026	81-FV-3303 (C/V Flange/Bonnet)	143	"	Flange	0	0	0	0	0	0
144	04-03-2026	81-FV-3303 U/S line (I/V Gland)	144	"	Valve	0	0	0	0	0	0
145	04-03-2026	81-FV-3303 U/S line (I/V U/S Flange)	145	"	Flange	0	0	0	0	0	0
146	04-03-2026	81-FV-3303 U/S line (I/V D/S Flange)	146	"	Flange	0	0	0	0	0	0
147	04-03-2026	81-FV-3303 U/S line (I/V Flange/Bonnet)	147	"	Flange	0	0	0	0	0	0
148	04-03-2026	81-FV-3303 D/S line (I/V Gland)	148	"	Valve	0	0	0	0	0	0
149	04-03-2026	81-FV-3303 D/S line (I/V U/S Flange)	149	"	Flange	0	0	0	0	0	0
150	04-03-2026	81-FV-3303 D/S line (I/V D/S Flange)	150	"	Flange	0	0	0	0	0	0
151	04-03-2026	81-FV-3303 D/S line (I/V Flange/Bonnet)	151	"	Flange	0	0	0	0	0	0
152	04-03-2026	81-FV-3303 Bypass line (I/V Gland)	152	6 Inch	Valve	0	0	0	0	0	0
153	04-03-2026	81-FV-3303 Bypass line (I/V U/S Flange)	153	"	Flange	0	0	0	0	0	0
154	04-03-2026	81-FV-3303 Bypass line (I/V D/S Flange)	154	"	Flange	0	0	0	0	0	0
155	04-03-2026	81-FV-3303 Bypass line (I/V Flange/Bonnet)	155	"	Flange	0	0	0	0	0	0
156	04-03-2026	81-FV-3303 U/S line drain line(I/V Gland)	156	0.5 Inch	Valve	0	0	0	0	0	0
157	04-03-2026	81-FV-3303 U/S line drain line(I/V Flange/Bonnet)	157	"	Flange	0	0	0	0	0	0
158	04-03-2026	81-FV-3303 U/S line drain line(End Flange)	158	"	Flange	0	0	0	0	0	0
159	04-03-2026	81-FV-3303 D/S line drain line(I/V Gland)	159	"	Valve	0	0	0	0	0	0

Sr.No.	Date	Location	Tag No.	Line Size	Componenet Type	Screening Value (PPM) before Repair	Emission Kg/Hr	Emission Kg/day	Screening Value (PPM) afterRepair	Emission Kg/Hr	Emission Kg/day
160	04-03-2026	81-FV-3303 D/S line drain line(I/V Flange/Bonnet)	160	"	Flange	0	0	0	0	0	0
161	04-03-2026	81-FV-3303 D/S line drain line(End Flange)	161	"	Flange	0	0	0	0	0	0
162	04-03-2026	81-FT-3303 (C/V U/S Flange)	162	8 Inch	Flange	0	0	0	0	0	0
163	04-03-2026	81-FT-3303 (C/V D/S Flange)	163	"	Flange	0	0	0	0	0	0
164	04-03-2026	81-FT-3303 U/S line (I/V Gland)	164	"	Valve	0	0	0	0	0	0
165	04-03-2026	81-FT-3303 U/S line (I/V U/S Flange)	165	"	Flange	0	0	0	0	0	0
166	04-03-2026	81-FT-3303 U/S line (I/V D/S Flange)	166	"	Flange	0	0	0	0	0	0
167	04-03-2026	81-FT-3303 U/S line (I/V Flange/Bonnet)	167	"	Flange	0	0	0	0	0	0
168	04-03-2026	81-FT-3303 D/S line (I/V Gland)	168	"	Valve	0	0	0	0	0	0
169	04-03-2026	81-FT-3303 D/S line (I/V U/S Flange)	169	"	Flange	0	0	0	0	0	0
170	04-03-2026	81-FT-3303 D/S line (I/V D/S Flange)	170	"	Flange	0	0	0	0	0	0
171	04-03-2026	81-FT-3303 D/S line (I/V Flange/Bonnet)	171	"	Flange	0	0	0	0	0	0
172	04-03-2026	81-FT-3303 Bypass line (I/V Gland)	172	"	Valve	0	0	0	0	0	0
173	04-03-2026	81-FT-3303 Bypass line (I/V U/S Flange)	173	"	Flange	0	0	0	0	0	0
174	04-03-2026	81-FT-3303 Bypass line (I/V D/S Flange)	174	"	Flange	0	0	0	0	0	0
175	04-03-2026	81-FT-3303 Bypass line (I/V Flange/Bonnet)	175	"	Flange	0	0	0	0	0	0
176	04-03-2026	81-FT-3303 U/S line drain line(I/V Gland)	176	0.5 Inch	Valve	0	0	0	0	0	0
177	04-03-2026	81-FT-3303 U/S line drain line(I/V Flange/Bonnet)	177	"	Flange	0	0	0	0	0	0
178	04-03-2026	81-FT-3303 U/S line drain line(End Flange)	178	"	Flange	0	0	0	0	0	0
179	04-03-2026	81-FT-3303 D/S line drain line(I/V Gland)	179	"	Valve	0	0	0	0	0	0
180	04-03-2026	81-FT-3303 D/S line drain line(I/V Flange/Bonnet)	180	"	Flange	0	0	0	0	0	0
181	04-03-2026	81-FT-3303 D/S line drain line(End Flange)	181	"	Flange	0	0	0	0	0	0
182	04-03-2026	81-FV-1301A (C/V Gland)	182	4 Inch	Valve	0	0	0	0	0	0
183	04-03-2026	81-FV-1301A (C/V U/S Flange)	183	"	Flange	0	0	0	0	0	0
184	04-03-2026	81-FV-1301A U/S line (I/V Gland)	184	Insulation	Valve	0	0	0	0	0	0
185	04-03-2026	81-FV-1301A D/S line (I/V Gland)	185	"	Valve	0	0	0	0	0	0
186	04-03-2026	81-FV-1301A Bypass line lower (I/V Gland)	186	"	Valve	0	0	0	0	0	0
187	04-03-2026	81-FV-1301A Bypass line upper (I/V Gland)	187	"	Valve	0	0	0	0	0	0
188	04-03-2026	81-FV-1301A U/S line drain line(I/V Gland)	188	0.5 Inch	Valve	0	0	0	0	0	0
189	04-03-2026	81-FV-1301A U/S line drain line(I/V Flange/Bonnet)	189	"	Flange	0	0	0	0	0	0
190	04-03-2026	81-FV-1301A U/S line drain line(End Flange)	190	"	Flange	0	0	0	0	0	0
191	04-03-2026	81-FV-1301A D/S line drain line(I/V Gland)	191	"	Valve	0	0	0	0	0	0
192	04-03-2026	81-FV-1301A D/S line drain line(I/V Flange/Bonnet)	192	"	Flange	0	0	0	0	0	0
193	04-03-2026	81-FV-1301A D/S line drain line(End Flange)	193	"	Flange	0	0	0	0	0	0
194	04-03-2026	81-FV-1301B (C/V Gland)	194	6 Inch	Valve	0	0	0	0	0	0
195	04-03-2026	81-FV-1301B (C/V U/S Flange)	195	"	Flange	0	0	0	0	0	0
196	04-03-2026	81-FV-1301B (C/V D/S Flange)	196	"	Flange	0	0	0	0	0	0
197	04-03-2026	81-FV-1301B (C/V Flange/Bonnet)	197	"	Flange	0	0	0	0	0	0
198	04-03-2026	81-FV-1301B U/S line (I/V Gland)	198	"	Valve	0	0	0	0	0	0
199	04-03-2026	81-FV-1301B U/S line (I/V U/S Flange)	199	"	Flange	0	0	0	0	0	0

Sr.No.	Date	Location	Tag No.	Line Size	Componenet Type	Screening Value (PPM) before Repair	Emission Kg/Hr	Emission Kg/day	Screening Value (PPM) afterRepair	Emission Kg/Hr	Emission Kg/day
200	04-03-2026	81-FV-1301B U/S line (I/V Flange/Bonnet)	200	"	Flange	0	0	0	0	0	0
201	04-03-2026	81-FV-1301B U/S line upper drain (I/V Gland)	201	0.5 Inch	Valve	0	0	0	0	0	0
202	04-03-2026	81-FV-1301B U/S line upper drain (I/V Flange/Bonnet)	202	"	Flange	0	0	0	0	0	0
203	04-03-2026	81-FV-1301B U/S line lower drain (I/V Gland)	203	"	Valve	0	0	0	0	0	0
204	04-03-2026	81-FV-1301B U/S line lower drain (I/V Flange/Bonnet)	204	"	Flange	0	0	0	0	0	0
205	04-03-2026	81-FV-1301B U/S line lower drain (End Flange)	205	"	Flange	0	0	0	0	0	0
206	04-03-2026	81-FV-1301B D/S line upper drain (I/V Gland)	206	0.5 Inch	Valve	0	0	0	0	0	0
207	04-03-2026	81-FV-1301B D/S line upper drain (I/V Flange/Bonnet)	207	"	Flange	0	0	0	0	0	0
208	04-03-2026	81-FV-1301B D/S line lower drain (I/V Gland)	208	"	Valve	0	0	0	0	0	0
209	04-03-2026	81-FV-1301B D/S line lower drain (I/V Flange/Bonnet)	209	"	Flange	0	0	0	0	0	0
210	04-03-2026	81-FV-1301B D/S line lower drain (End Flange)	210	"	Flange	0	0	0	0	0	0
211	04-03-2026	81-P-004A Suction line (I/V Gland)	211	6 Inch	Valve	0	0	0	0	0	0
212	04-03-2026	81-P-004A Suction line (I/V U/S Flange)	212	"	Flange	0	0	0	0	0	0
213	04-03-2026	81-P-004A Suction line (I/V D/S Flange)	213	"	Flange	0	0	0	0	0	0
214	04-03-2026	81-P-004A Suction line (I/V Flange/Bonnet)	214	"	Flange	0	0	0	0	0	0
215	04-03-2026	81-P-004A Discharge line (I/V Gland)	215	4 Inch	Valve	0	0	0	0	0	0
216	04-03-2026	81-P-004A Discharge line (I/V U/S Flange)	216	"	Flange	0	0	0	0	0	0
217	04-03-2026	81-P-004A Discharge line (I/V D/S Flange)	217	"	Flange	0	0	0	0	0	0
218	04-03-2026	81-P-004A Discharge line (I/V Flange/Bonnet)	218	"	Flange	0	0	0	0	0	0
219	04-03-2026	81-P-004A Discharge line (NRV Top Flange)	219	"	Flange	0	0	0	0	0	0
220	04-03-2026	81-P-004A Discharge line (NRV U/S Flange)	220	"	Flange	0	0	0	0	0	0
221	04-03-2026	81-P-004A Discharge line (NRV D/S Flange)	221	"	Flange	0	0	0	0	0	0
222	04-03-2026	81-P-004A Discharge line drain (I/V Gland)	222	0.5 Inch	Flange	0	0	0	0	0	0
223	04-03-2026	81-P-004A Discharge line drain (I/V Flange/Bonnet)	223	"	Flange	0	0	0	0	0	0
224	04-03-2026	81-P-004A Discharge line drain (End Flange)	224	"	Flange	0	0	0	0	0	0
225	04-03-2026	81-P-004B Suction line (I/V Gland)	225	6 Inch	Valve	0	0	0	0	0	0
226	04-03-2026	81-P-004B Suction line (I/V U/S Flange)	226	"	Flange	0	0	0	0	0	0
227	04-03-2026	81-P-004B Suction line (I/V D/S Flange)	227	"	Flange	0	0	0	0	0	0
228	04-03-2026	81-P-004B Suction line (I/V Flange/Bonnet)	228	"	Flange	0	0	0	0	0	0
229	04-03-2026	81-P-004B Discharge line (I/V Gland)	229	4 Inch	Valve	0	0	0	0	0	0
230	04-03-2026	81-P-004B Discharge line (I/V U/S Flange)	230	"	Flange	0	0	0	0	0	0
231	04-03-2026	81-P-004B Discharge line (I/V D/S Flange)	231	"	Flange	0	0	0	0	0	0
232	04-03-2026	81-P-004B Discharge line (I/V Flange/Bonnet)	232	"	Flange	0	0	0	0	0	0
233	04-03-2026	81-P-004B Discharge line (NRV Top Flange)	233	"	Flange	0	0	0	0	0	0
234	04-03-2026	81-P-004B Discharge line (NRV U/S Flange)	234	"	Flange	0	0	0	0	0	0
235	04-03-2026	81-P-004B Discharge line (NRV D/S Flange)	235	"	Flange	0	0	0	0	0	0
236	04-03-2026	81-P-004B Discharge line drain (I/V Gland)	236	0.5 Inch	Flange	0	0	0	0	0	0
237	04-03-2026	81-P-004B Discharge line drain (I/V Flange/Bonnet)	237	"	Flange	0	0	0	0	0	0
238	04-03-2026	81-P-004B Discharge line drain (End Flange)	238	"	Flange	0	0	0	0	0	0
239	04-03-2026	81-P-07A Suction line (I/V Gland)	239	3 Inch	Valve	0	0	0	0	0	0

Sr.No.	Date	Location	Tag No.	Line Size	Componenet Type	Screening Value (PPM) before Repair	Emission Kg/Hr	Emission Kg/day	Screening Value (PPM) afterRepair	Emission Kg/Hr	Emission Kg/day
240	04-03-2026	81-P-07A Suction line (I/V U/S Flange)	240	"	Flange	0	0	0	0	0	0
241	04-03-2026	81-P-07A Suction line (I/V D/S Flange)	241	"	Flange	0	0	0	0	0	0
242	04-03-2026	81-P-07A Suction line (I/V Flange/Bonnet)	242	"	Flange	0	0	0	0	0	0
243	04-03-2026	81-P-07A Discharge line (I/V Gland)	243	1.5 Inch	Valve	0	0	0	0	0	0
244	04-03-2026	81-P-07A Discharge line (I/V U/S Flange)	244	"	Flange	0	0	0	0	0	0
245	04-03-2026	81-P-07A Discharge line (I/V D/S Flange)	245	"	Flange	0	0	0	0	0	0
246	04-03-2026	81-P-07A Discharge line (I/V Flange/Bonnet)	246	"	Flange	0	0	0	0	0	0
247	04-03-2026	81-P-07A Discharge line (NRV Top Flange)	247	"	Flange	0	0	0	0	0	0
248	04-03-2026	81-P-07A Discharge line drain (I/V Gland)	248	0.5 Inch	Flange	0	0	0	0	0	0
249	04-03-2026	81-P-07A Discharge line drain (I/V Flange/Bonnet)	249	"	Flange	0	0	0	0	0	0
250	04-03-2026	81-P-07A Discharge line drain (End Flange)	250	"	Flange	0	0	0	0	0	0
251	04-03-2026	81-P-07B Suction line (I/V Gland)	251	3 Inch	Valve	0	0	0	0	0	0
252	04-03-2026	81-P-07B Suction line (I/V U/S Flange)	252	"	Flange	0	0	0	0	0	0
253	04-03-2026	81-P-07B Suction line (I/V D/S Flange)	253	"	Flange	0	0	0	0	0	0
254	04-03-2026	81-P-07B Suction line (I/V Flange/Bonnet)	254	"	Flange	0	0	0	0	0	0
255	04-03-2026	81-P-07B Discharge line (I/V Gland)	255	1.5 Inch	Valve	0	0	0	0	0	0
256	04-03-2026	81-P-07B Discharge line (I/V U/S Flange)	256	"	Flange	0	0	0	0	0	0
257	04-03-2026	81-P-07B Discharge line (I/V D/S Flange)	257	"	Flange	0	0	0	0	0	0
258	04-03-2026	81-P-07B Discharge line (I/V Flange/Bonnet)	258	"	Flange	0	0	0	0	0	0
259	04-03-2026	81-P-07B Discharge line (NRV Top Flange)	259	"	Flange	0	0	0	0	0	0
260	04-03-2026	81-P-07B Discharge line drain (I/V Gland)	260	0.5 Inch	Flange	0	0	0	0	0	0
261	04-03-2026	81-P-07B Discharge line drain (I/V Flange/Bonnet)	261	"	Flange	0	0	0	0	0	0
262	04-03-2026	81-P-07B Discharge line drain (End Flange)	262	"	Flange	0	0	0	0	0	0
263	04-03-2026	81-P-006A Suction line (I/V Gland)	263	Insulation	Valve	0	0	0	0	0	0
264	04-03-2026	81-P-006A Discharge line (I/V Gland)	264	"	Valve	0	0	0	0	0	0
265	04-03-2026	81-P-006A Discharge line (NRV Top Flange)	265	"	Flange	0	0	0	0	0	0
266	04-03-2026	81-P-006A Discharge line drain (I/V Gland)	266	0.5 Inch	Valve	0	0	0	0	0	0
267	04-03-2026	81-P-006A Discharge line drain (I/V Flange/Bonnet)	267	"	Flange	0	0	0	0	0	0
268	04-03-2026	81-P-006A Discharge line drain (End Flange)	268	"	Flange	0	0	0	0	0	0
269	04-03-2026	81-P-006B Suction line (I/V Gland)	269	Insulation	Valve	0	0	0	0	0	0
270	04-03-2026	81-P-006B Discharge line (I/V Gland)	270	"	Valve	0	0	0	0	0	0
271	04-03-2026	81-P-006B Discharge line (NRV Top Flange)	271	"	Flange	0	0	0	0	0	0
272	04-03-2026	81-P-006B Discharge line drain (I/V Gland)	272	0.5 Inch	Valve	0	0	0	0	0	0
273	04-03-2026	81-P-006B Discharge line drain (I/V Flange/Bonnet)	273	"	Flange	0	0	0	0	0	0
274	04-03-2026	81-P-006 Discharge line drain (End Flange)	274	"	Flange	0	0	0	0	0	0
275	05-03-2026	81-FV-1103 (C/V Gland)	275	6 Inch	Valve	0	0	0	0	0	0
276	05-03-2026	81-FV-1103 (C/V U/S Flange)	276	"	Flange	0	0	0	0	0	0
277	05-03-2026	81-FV-1103 (C/V D/S Flange)	277	"	Flange	0	0	0	0	0	0
278	05-03-2026	81-FV-1103 (C/V Flange/Bonnet)	278	"	Flange	0	0	0	0	0	0
279	05-03-2026	81-FV-1103 U/S line (I/V Gland)	279	"	Valve	0	0	0	0	0	0

Sr.No.	Date	Location	Tag No.	Line Size	Componenet Type	Screening Value (PPM) before Repair	Emission Kg/Hr	Emission Kg/day	Screening Value (PPM) afterRepair	Emission Kg/Hr	Emission Kg/day
280	05-03-2026	81-FV-1103 U/S line (I/V U/S Flange)	280	"	Flange	0	0	0	0	0	0
281	05-03-2026	81-FV-1103 U/S line (I/V D/S Flange)	281	"	Flange	0	0	0	0	0	0
282	05-03-2026	81-FV-1103 U/S line (I/V Flange/Bonnet)	282	"	Flange	0	0	0	0	0	0
283	05-03-2026	81-FV-1103 D/S line (I/V Gland)	283	"	Valve	0	0	0	0	0	0
284	05-03-2026	81-FV-1103 D/S line (I/V U/S Flange)	284	"	Flange	0	0	0	0	0	0
285	05-03-2026	81-FV-1103 D/S line (I/V D/S Flange)	285	"	Flange	0	0	0	0	0	0
286	05-03-2026	81-FV-1103 D/S line (I/V Flange/Bonnet)	286	"	Flange	0	0	0	0	0	0
287	05-03-2026	81-FV-1103 Bypass line (I/V Gland)	287	"	Valve	0	0	0	0	0	0
288	05-03-2026	81-FV-1103 Bypass line (I/V U/S Flange)	288	"	Flange	0	0	0	0	0	0
289	05-03-2026	81-FV-1103 Bypass line (I/V D/S Flange)	289	"	Flange	0	0	0	0	0	0
290	05-03-2026	81-FV-1103 Bypass line (I/V Flange/Bonnet)	290	"	Flange	0	0	0	0	0	0
291	05-03-2026	81-FV-1103 U/S line drain (I/V Gland)	291	0.5 Inch	Valve	0	0	0	0	0	0
292	05-03-2026	81-FV-1103 U/S line drain (I/V Flange/Bonnet)	292	"	Flange	0	0	0	0	0	0
293	05-03-2026	81-FV-1103 U/S line drain (End Flange)	293	"	Flange	0	0	0	0	0	0
294	05-03-2026	81-FV-1103 D/S line drain (I/V Gland)	294		Valve	0	0	0	0	0	0
295	05-03-2026	81-FV-1103 D/S line drain (I/V Flange/Bonnet)	295	"	Flange	0	0	0	0	0	0
296	05-03-2026	81-FV-1103 D/S line drain (End Flange)	296	"	Flange	0	0	0	0	0	0
297	05-03-2026	81-FT-1103 (FT U/S Flange)	297	6 Inch	Valve	0	0	0	0	0	0
298	05-03-2026	81-FT-1103 (FT D/S Flange)	298	"	Flange	0	0	0	0	0	0
299	05-03-2026	81-FT-1103 U/S line (I/V Gland)	299	"	Valve	0	0	0	0	0	0
300	05-03-2026	81-FT-1103 U/S line (I/V U/S Flange)	300	"	Flange	0	0	0	0	0	0
301	05-03-2026	81-FT-1103 U/S line (I/V D/S Flange)	301	"	Flange	0	0	0	0	0	0
302	05-03-2026	81-FT-1103 U/S line (I/V Flange/Bonnet)	302	"	Flange	0	0	0	0	0	0
303	05-03-2026	81-FT-1103 D/S line (I/V Gland)	303	"	Valve	0	0	0	0	0	0
304	05-03-2026	81-FT-1103 D/S line (I/V U/S Flange)	304	"	Flange	0	0	0	0	0	0
305	05-03-2026	81-FT-1103 D/S line (I/V D/S Flange)	305	"	Flange	0	0	0	0	0	0
306	05-03-2026	81-FT-1103 D/S line (I/V Flange/Bonnet)	306	"	Flange	0	0	0	0	0	0
307	05-03-2026	81-FT-1103 Bypass line (I/V Gland)	307	"	Valve	0	0	0	0	0	0
308	05-03-2026	81-FT-1103 Bypass line (I/V U/S Flange)	308	"	Flange	0	0	0	0	0	0
309	05-03-2026	81-FT-1103 Bypass line (I/V D/S Flange)	309	"	Flange	0	0	0	0	0	0
310	05-03-2026	81-FT-1103 Bypass line (I/V Flange/Bonnet)	310	"	Flange	0	0	0	0	0	0
311	05-03-2026	81-FT-1103 U/S line drain (I/V Gland)	311	0.5 Inch	Valve	0	0	0	0	0	0
312	05-03-2026	81-FT-1103 U/S line drain (I/V Flange/Bonnet)	312	"	Flange	0	0	0	0	0	0
313	05-03-2026	81-FT-1103 U/S line drain (End Flange)	313	"	Flange	0	0	0	0	0	0
314	05-03-2026	81-FT-1103 D/S line drain (I/V Gland)	314	0.5 Inch	Valve	0	0	0	0	0	0
315	05-03-2026	81-FT-1103 D/S line drain (I/V Flange/Bonnet)	315	"	Flange	0	0	0	0	0	0
316	05-03-2026	81-FT-1103 D/S line drain (End Flange)	316	"	Flange	0	0	0	0	0	0
317	05-03-2026	81-PV-2901B (C/V Gland)	317	3 Inch	Valve	0	0	0	0	0	0
318	05-03-2026	81-PV-2901B (C/V U/S Flange)	318	"	Flange	0	0	0	0	0	0
319	05-03-2026	81-PV-2901B (C/V D/S Flange)	319	"	Flange	0	0	0	0	0	0

Sr.No.	Date	Location	Tag No.	Line Size	Componenet Type	Screening Value (PPM) before Repair	Emission Kg/Hr	Emission Kg/day	Screening Value (PPM) afterRepair	Emission Kg/Hr	Emission Kg/day
320	05-03-2026	81-PV-2901B (C/V Flange/Bonnet)	320	"	Flange	0	0	0	0	0	0
321	05-03-2026	81-PV-2901B U/S line (I/V Gland)	321	6 Inch	Valve	0	0	0	0	0	0
322	05-03-2026	81-PV-2901B U/S line (I/V U/S Flange)	322	"	Flange	0	0	0	0	0	0
323	05-03-2026	81-PV-2901B U/S line (I/V D/S Flange)	323	"	Flange	0	0	0	0	0	0
324	05-03-2026	81-PV-2901B U/S line (I/V Flange/Bonnet)	324	"	Flange	0	0	0	0	0	0
325	05-03-2026	81-PV-2901B D/S line (I/V Gland)	325	"	Valve	0	0	0	0	0	0
326	05-03-2026	81-PV-2901B D/S line (I/V U/S Flange)	326	"	Flange	0	0	0	0	0	0
327	05-03-2026	81-PV-2901B D/S line (I/V D/S Flange)	327	"	Flange	0	0	0	0	0	0
328	05-03-2026	81-PV-2901B D/S line (I/V Flange/Bonnet)	328	"	Flange	0	0	0	0	0	0
329	05-03-2026	81-PV-2901B Bypass line (I/V Gland)	329	3 Inch	Valve	0	0	0	0	0	0
330	05-03-2026	81-PV-2901B Bypass line (I/V U/S Flange)	330	"	Flange	0	0	0	0	0	0
331	05-03-2026	81-PV-2901B Bypass line (I/V D/S Flange)	331	"	Flange	0	0	0	0	0	0
332	05-03-2026	81-PV-2901B Bypass line (I/V Flange/Bonnet)	332	"	Flange	0	0	0	0	0	0
333	05-03-2026	81-PV-2901B U/S line drain (I/V Gland)	333	0.5 Inch	Valve	0	0	0	0	0	0
334	05-03-2026	81-PV-2901B U/S line drain (I/V Flange/Bonnet)	334	"	Flange	0	0	0	0	0	0
335	05-03-2026	81-PV-2901B U/S line drain (End Flange)	335	"	Flange	0	0	0	0	0	0
336	05-03-2026	81-PV-2901B D/S line drain (I/V Gland)	336		Valve	0	0	0	0	0	0
337	05-03-2026	81-PV-2901B D/S line drain (I/V Flange/Bonnet)	337	"	Flange	0	0	0	0	0	0
338	05-03-2026	81-PV-2901B D/S line drain (End Flange)	338	"	Flange	0	0	0	0	0	0
339	05-03-2026	81-PV-2901A (C/V Gland)	339	3 Inch	Valve	0	0	0	0	0	0
340	05-03-2026	81-PV-2901A (C/V U/S Flange)	340	"	Flange	0	0	0	0	0	0
341	05-03-2026	81-PV-2901A (C/V D/S Flange)	341	"	Flange	0	0	0	0	0	0
342	05-03-2026	81-PV-2901A (C/V Flange/Bonnet)	342	"	Flange	0	0	0	0	0	0
343	05-03-2026	81-PV-2901A U/S line (I/V Gland)	343	6 Inch	Valve	0	0	0	0	0	0
344	05-03-2026	81-PV-2901A U/S line (I/V U/S Flange)	344	"	Flange	0	0	0	0	0	0
345	05-03-2026	81-PV-2901A U/S line (I/V D/S Flange)	345	"	Flange	0	0	0	0	0	0
346	05-03-2026	81-PV-2901A U/S line (I/V Flange/Bonnet)	346	"	Flange	0	0	0	0	0	0
347	05-03-2026	81-PV-2901A D/S line (I/V Gland)	347	"	Valve	0	0	0	0	0	0
348	05-03-2026	81-PV-2901A D/S line (I/V U/S Flange)	348	"	Flange	0	0	0	0	0	0
349	05-03-2026	81-PV-2901A D/S line (I/V D/S Flange)	349	"	Flange	0	0	0	0	0	0
350	05-03-2026	81-PV-2901A D/S line (I/V Flange/Bonnet)	350	"	Flange	0	0	0	0	0	0
351	05-03-2026	81-PV-2901A Bypass line (I/V Gland)	351	3 Inch	Valve	0	0	0	0	0	0
352	05-03-2026	81-PV-2901A Bypass line (I/V U/S Flange)	352	"	Flange	0	0	0	0	0	0
353	05-03-2026	81-PV-2901A Bypass line (I/V D/S Flange)	353	"	Flange	0	0	0	0	0	0
354	05-03-2026	81-PV-2901A Bypass line (I/V Flange/Bonnet)	354	"	Flange	0	0	0	0	0	0
355	05-03-2026	81-PV-2901A U/S line drain (I/V Gland)	355	0.5 Inch	Valve	0	0	0	0	0	0
356	05-03-2026	81-PV-2901A U/S line drain (I/V Flange/Bonnet)	356	"	Flange	0	0	0	0	0	0
357	05-03-2026	81-PV-2901A U/S line drain (End Flange)	357	"	Flange	0	0	0	0	0	0
358	05-03-2026	81-PV-2901A D/S line drain (I/V Gland)	358		Valve	0	0	0	0	0	0
359	05-03-2026	81-PV-2901A D/S line drain (I/V Flange/Bonnet)	359	"	Flange	0	0	0	0	0	0

Sr.No.	Date	Location	Tag No.	Line Size	Componenet Type	Screening Value (PPM) before Repair	Emission Kg/Hr	Emission Kg/day	Screening Value (PPM) afterRepair	Emission Kg/Hr	Emission Kg/day
360	05-03-2026	81-PV-2901A D/S line drain (End Flange)	360	"	Flange	0	0	0	0	0	0
361	05-03-2026	81-FV-2504 (C/V Gland)	361	3 Inch	Valve	0	0	0	0	0	0
362	05-03-2026	81-FV-2504 (C/V U/S Flange)	362	"	Flange	0	0	0	0	0	0
363	05-03-2026	81-FV-2504 (C/V D/S Flange)	363	"	Flange	0	0	0	0	0	0
364	05-03-2026	81-FV-2504 (C/V Flange/Bonnet)	364	"	Flange	0	0	0	0	0	0
365	05-03-2026	81-FV-2504 U/S line (I/V Gland)	365	"	Valve	0	0	0	0	0	0
366	05-03-2026	81-FV-2504 U/S line (I/V U/S Flange)	366	"	Flange	0	0	0	0	0	0
367	05-03-2026	81-FV-2504 U/S line (I/V D/S Flange)	367	"	Flange	0	0	0	0	0	0
368	05-03-2026	81-FV-2504 U/S line (I/V Flange/Bonnet)	368	"	Flange	0	0	0	0	0	0
369	05-03-2026	81-FV-2504 D/S line (I/V Gland)	369	"	Valve	0	0	0	0	0	0
370	05-03-2026	81-FV-2504 D/S line (I/V U/S Flange)	370	"	Flange	0	0	0	0	0	0
371	05-03-2026	81-FV-2504 D/S line (I/V D/S Flange)	371	"	Flange	0	0	0	0	0	0
372	05-03-2026	81-FV-2504 D/S line (I/V Flange/Bonnet)	372	"	Flange	0	0	0	0	0	0
373	05-03-2026	81-FV-2504 Bypass line (I/V Gland)	373	2 Inch	Valve	0	0	0	0	0	0
374	05-03-2026	81-FV-2504 Bypass line (I/V U/S Flange)	374	"	Flange	0	0	0	0	0	0
375	05-03-2026	81-FV-2504 Bypass line (I/V D/S Flange)	375	"	Flange	0	0	0	0	0	0
376	05-03-2026	81-FV-2504 Bypass line (I/V Flange/Bonnet)	376	"	Flange	0	0	0	0	0	0
377	05-03-2026	81-FV-2504 U/S line drain (I/V Gland)	377	0.5 Inch	Valve	0	0	0	0	0	0
378	05-03-2026	81-FV-2504 U/S line drain (I/V Flange/Bonnet)	378	"	Flange	0	0	0	0	0	0
379	05-03-2026	81-FV-2504 U/S line drain (End Flange)	379	"	Flange	0	0	0	0	0	0
380	05-03-2026	81-FV-2504 D/S line drain (I/V Gland)	380		Valve	0	0	0	0	0	0
381	05-03-2026	81-FV-2504 D/S line drain (I/V Flange/Bonnet)	381	"	Flange	0	0	0	0	0	0
382	05-03-2026	81-FV-2504 D/S line drain (End Flange)	382	"	Flange	0	0	0	0	0	0
383	05-03-2026	81-UV-2501 (U/S Flange)	383	3 Inch	Flange	0	0	0	0	0	0
384	05-03-2026	81-UV-2501 (D/S Flange)	384	"	Valve	0	0	0	0	0	0
385	05-03-2026	81-UV-2501 D/S line (I/V Gland)	385	"	Flange	0	0	0	0	0	0
386	05-03-2026	81-UV-2501D/S line (I/V U/S Flange)	386	"	Flange	0	0	0	0	0	0
387	05-03-2026	81-UV-2501 D/S line (I/V D/S Flange)	387	"	Flange	0	0	0	0	0	0
388	05-03-2026	81-UV-2501 D/S line (I/V Flange/Bonnet)	388	"	Flange	0	0	0	0	0	0
389	05-03-2026	81-FV-2504 D/S line (NRV Top Flange)	389	"	Flange	0	0	0	0	0	0
390	05-03-2026	81-FT-2504 U/S Flange)	390	3 Inch	Flange	0	0	0	0	0	0
391	05-03-2026	81-FT-2504 D/S Flange)	391	"	Flange	0	0	0	0	0	0
392	05-03-2026	81-FT-2504 U/S line (I/V Gland)	392	"	Valve	0	0	0	0	0	0
393	05-03-2026	81-FT-2504 U/S line (I/V U/S Flange)	393	"	Flange	0	0	0	0	0	0
394	05-03-2026	81-FT-2504 U/S line (I/V D/S Flange)	394	"	Flange	0	0	0	0	0	0
395	05-03-2026	81-FT-2504 U/S line (I/V Flange/Bonnet)	395	"	Flange	0	0	0	0	0	0
396	05-03-2026	81-FT-2504 D/S line (I/V Gland)	396	"	Valve	0	0	0	0	0	0
397	05-03-2026	81-FT-2504 D/S line (I/V U/S Flange)	397	"	Flange	0	0	0	0	0	0
398	05-03-2026	81-FT-2504 D/S line (I/V D/S Flange)	398	"	Flange	0	0	0	0	0	0
399	05-03-2026	81-FT-2504 D/S line (I/V Flange/Bonnet)	399	"	Flange	0	0	0	0	0	0

Sr.No.	Date	Location	Tag No.	Line Size	Componenet Type	Screening Value (PPM) before Repair	Emission Kg/Hr	Emission Kg/day	Screening Value (PPM) afterRepair	Emission Kg/Hr	Emission Kg/day
400	05-03-2026	81-FT-2504 Bypass line (I/V Gland)	400	"	Valve	0	0	0	0	0	0
401	05-03-2026	81-FT-2504 Bypass line (I/V U/S Flange)	401	"	Flange	0	0	0	0	0	0
402	05-03-2026	81-FT-2504 Bypass line (I/V D/S Flange)	402	"	Flange	0	0	0	0	0	0
403	05-03-2026	81-FT-2504 Bypass line (I/V Flange/Bonnet)	403	"	Flange	0	0	0	0	0	0
404	05-03-2026	81-FT-2504 drain (I/V Gland)	404	0.5 Inch	Valve	0	0	0	0	0	0
405	05-03-2026	81-FT-2504 drain (I/V Flange/Bonnet)	405	"	Flange	0	0	0	0	0	0
406	05-03-2026	81-FT-2504 drain (End Flange)	406	"	Flange	0	0	0	0	0	0
407	05-03-2026	81-FV-2502 (C/V Gland)	407	Insulation	Valve	0	0	0	0	0	0
408	05-03-2026	81-FV-2502 U/S line (I/V Gland)	408	"	Valve	0	0	0	0	0	0
409	05-03-2026	81-FV-2502 D/S line (I/V Gland)	409	"	Valve	0	0	0	0	0	0
410	05-03-2026	81-FV-2502 Bypass line (I/V Gland)	410	"	Valve	0	0	0	0	0	0
411	05-03-2026	81-FV-2502 U/S line drain line(I/V Gland)	411	0.5 Inch	Valve	0	0	0	0	0	0
412	05-03-2026	81-FV-2502 U/S line drain line(I/V Flange/Bonnet)	412	"	Flange	0	0	0	0	0	0
413	05-03-2026	81-FV-2502 U/S line drain line(End Flange)	413	"	Flange	0	0	0	0	0	0
414	05-03-2026	81-FV-2502 D/S line drain line(I/V Gland)	414	"	Valve	0	0	0	0	0	0
415	05-03-2026	81-FV-2502 D/S line drain line(I/V Flange/Bonnet)	415	"	Flange	0	0	0	0	0	0
416	05-03-2026	81-FV-2502 D/S line drain line(End Flange)	416	"	Flange	0	0	0	0	0	0
417	05-03-2026	81-LV-2503 (C/V Gland)	417	Insulation	Valve	0	0	0	0	0	0
418	05-03-2026	81-LV-2503 U/S line (I/V Gland)	418	"	Valve	0	0	0	0	0	0
419	05-03-2026	81-LV-2503 D/S line (I/V Gland)	419	"	Valve	0	0	0	0	0	0
420	05-03-2026	81-LV-2503 Bypass line (I/V Gland)	420	"	Valve	0	0	0	0	0	0
421	05-03-2026	81-LV-2503 U/S line drain line(I/V Gland)	421	0.5 Inch	Valve	0	0	0	0	0	0
422	05-03-2026	81-LV-2503 U/S line drain line(I/V Flange/Bonnet)	422	"	Flange	0	0	0	0	0	0
423	05-03-2026	81-LV-2503 U/S line drain line(End Flange)	423	"	Flange	0	0	0	0	0	0
424	05-03-2026	81-LV-2503 D/S line drain line(I/V Gland)	424	"	Valve	0	0	0	0	0	0
425	05-03-2026	81-LV-2503 D/S line drain line(I/V Flange/Bonnet)	425	"	Flange	0	0	0	0	0	0
426	05-03-2026	81-LV-2503 D/S line drain line(End Flange)	426	"	Flange	0	0	0	0	0	0
427	05-03-2026	81-FV-2301 (C/V Gland)	427	3 Inch	Valve	0	0	0	0	0	0
428	05-03-2026	81-FV-2301 (C/V U/S Flange)	428	"	Flange	0	0	0	0	0	0
429	05-03-2026	81-FV-2301 (C/V D/S Flange)	429	"	Flange	0	0	0	0	0	0
430	05-03-2026	81-FV-2301 (C/V Flange/Bonnet)	430	"	Flange	0	0	0	0	0	0
431	05-03-2026	81-FV-2301 U/S line (I/V Gland)	431	"	Valve	0	0	0	0	0	0
432	05-03-2026	81-FV-2301 U/S line (I/V U/S Flange)	432	"	Flange	0	0	0	0	0	0
433	05-03-2026	81-FV-2301 U/S line (I/V D/S Flange)	433	"	Flange	0	0	0	0	0	0
434	05-03-2026	81-FV-2301 U/S line (I/V Flange/Bonnet)	434	"	Flange	0	0	0	0	0	0
435	05-03-2026	81-FV-2301 D/S line (I/V Gland)	435	"	Valve	0	0	0	0	0	0
436	05-03-2026	81-FV-2301 D/S line (I/V U/S Flange)	436	"	Flange	0	0	0	0	0	0
437	05-03-2026	81-FV-2301 D/S line (I/V D/S Flange)	437	"	Flange	0	0	0	0	0	0
438	05-03-2026	81-FV-2301 D/S line (I/V Flange/Bonnet)	438	"	Flange	0	0	0	0	0	0
439	05-03-2026	81-FV-2301 Bypass line (I/V Gland)	439	2 Inch	Valve	0	0	0	0	0	0

Sr.No.	Date	Location	Tag No.	Line Size	Componenet Type	Screening Value (PPM) before Repair	Emission Kg/Hr	Emission Kg/day	Screening Value (PPM) afterRepair	Emission Kg/Hr	Emission Kg/day
440	05-03-2026	81-FV-2301 Bypass line (I/V U/S Flange)	440	"	Flange	0	0	0	0	0	0
441	05-03-2026	81-FV-2301 Bypass line (I/V D/S Flange)	441	"	Flange	0	0	0	0	0	0
442	05-03-2026	81-FV-2301 Bypass line (I/V Flange/Bonnet)	442	"	Flange	0	0	0	0	0	0
443	05-03-2026	81-FV-2301 U/S line drain (I/V Gland)	443	0.5 Inch	Valve	0	0	0	0	0	0
444	05-03-2026	81-FV-2301 U/S line drain (I/V Flange/Bonnet)	444	"	Flange	0	0	0	0	0	0
445	05-03-2026	81-FV-2301 U/S line drain (End Flange)	445	"	Flange	0	0	0	0	0	0
446	05-03-2026	81-FV-2301 D/S line drain (I/V Gland)	446	"	Valve	0	0	0	0	0	0
447	05-03-2026	81-FV-2301 D/S line drain (I/V Flange/Bonnet)	447	"	Flange	0	0	0	0	0	0
448	05-03-2026	81-FV-2301 D/S line drain (End Flange)	448	"	Flange	0	0	0	0	0	0
449	05-03-2026	81-F 001 FG Burner no.1 (A/V Gland)	449	1.5 Inch	Valve	0	0	0	0	0	0
450	05-03-2026	81-F 001 FG Burner no.1 (A/V U/S Flange))	450	"	Flange	0	0	0	0	0	0
451	05-03-2026	81-F 001 FG Burner no.1 (A/V D/S Flange))	451	"	Flange	0	0	0	0	0	0
452	05-03-2026	81-F 001 Pilot Burner no.1 (A/V Gland)	452	"	Valve	0	0	0	0	0	0
453	05-03-2026	81-F 001 Pilot Burner no.1 (A/V U/S Flange))	453	"	Flange	0	0	0	0	0	0
454	05-03-2026	81-F 001 Pilot Burner no.1 (A/V D/S Flange))	454	"	Flange	0	0	0	0	0	0
455	05-03-2026	81-F 001 FG Burner no.2 (A/V Gland)	455	"	Valve	38.6	0.000091	0.002177	38.6	0.000091	0.002177
456	05-03-2026	81-F 001 FG Burner no.2 (A/V U/S Flange))	456	"	Flange	0	0	0	0	0	0
457	05-03-2026	81-F 001 FG Burner no.2 (A/V D/S Flange))	457	"	Flange	0	0	0	0	0	0
458	05-03-2026	81-F 001 Pilot Burner no.2 (A/V Gland)	458	"	Valve	0	0	0	0	0	0
459	05-03-2026	81-F 001 Pilot Burner no.2 (A/V U/S Flange))	459	"	Flange	0	0	0	0	0	0
460	05-03-2026	81-F 001 Pilot Burner no.2 (A/V D/S Flange))	460	"	Flange	0	0	0	0	0	0
461	05-03-2026	81-F 001 FG Burner no.3 (A/V Gland)	461	"	Valve	0	0	0	0	0	0
462	05-03-2026	81-F 001 FG Burner no.3 (A/V U/S Flange))	462	"	Flange	0	0	0	0	0	0
463	05-03-2026	81-F 001 FG Burner no.3 (A/V D/S Flange))	463	"	Flange	0	0	0	0	0	0
464	05-03-2026	81-F 001 Pilot Burner no.3 (A/V Gland)	464	"	Valve	0	0	0	0	0	0
465	05-03-2026	81-F 001 Pilot Burner no.3 (A/V U/S Flange))	465	"	Flange	0	0	0	0	0	0
466	05-03-2026	81-F 001 Pilot Burner no.3 (A/V D/S Flange))	466	"	Flange	0	0	0	0	0	0
467	05-03-2026	81-F 001 FG Burner no.4 (A/V Gland)	467	"	Valve	0	0	0	0	0	0
468	05-03-2026	81-F 001 FG Burner no.4 (A/V U/S Flange))	468	"	Flange	0	0	0	0	0	0
469	05-03-2026	81-F 001 FG Burner no.4 (A/V D/S Flange))	469	"	Flange	0	0	0	0	0	0
470	05-03-2026	81-F 001 Pilot Burner no.4 (A/V Gland)	470	"	Valve	0	0	0	0	0	0
471	05-03-2026	81-F 001 Pilot Burner no.4 (A/V U/S Flange))	471	"	Flange	0	0	0	0	0	0
472	05-03-2026	81-F 001 Pilot Burner no.4 (A/V D/S Flange))	472	"	Flange	0	0	0	0	0	0
473	05-03-2026	81-F 001 FG Burner no.5 (A/V Gland)	473	"	Valve	0	0	0	0	0	0
474	05-03-2026	81-F 001 FG Burner no.5 (A/V U/S Flange))	474	"	Flange	0	0	0	0	0	0
475	05-03-2026	81-F 001 FG Burner no.5 (A/V D/S Flange))	475	"	Flange	0	0	0	0	0	0
476	05-03-2026	81-F 001 Pilot Burner no.5 (A/V Gland)	476	"	Valve	0	0	0	0	0	0
477	05-03-2026	81-F 001 Pilot Burner no.5 (A/V U/S Flange))	477	"	Flange	0	0	0	0	0	0
478	05-03-2026	81-F 001 Pilot Burner no.5 (A/V D/S Flange))	478	"	Flange	0	0	0	0	0	0
479	05-03-2026	81-F 001 FG Burner no.6 (A/V Gland)	479	"	Valve	0	0	0	0	0	0

Sr.No.	Date	Location	Tag No.	Line Size	Componenet Type	Screening Value (PPM) before Repair	Emission Kg/Hr	Emission Kg/day	Screening Value (PPM) afterRepair	Emission Kg/Hr	Emission Kg/day
480	05-03-2026	81-F 001 FG Burner no.6 (A/V U/S Flange))	480	"	Flange	0	0	0	0	0	0
481	05-03-2026	81-F 001 FG Burner no.6 (A/V D/S Flange))	481	"	Flange	0	0	0	0	0	0
482	05-03-2026	81-F 001 Pilot Burner no.6 (A/V Gland)	482	"	Valve	0	0	0	0	0	0
483	05-03-2026	81-F 001 Pilot Burner no.6 (A/V U/S Flange))	483	"	Flange	0	0	0	0	0	0
484	05-03-2026	81-F 001 Pilot Burner no.6 (A/V D/S Flange))	484	"	Flange	0	0	0	0	0	0

Sr.No.	Date	Location	Tag No.	Line Size	Componenet Type	Screening Value (PPM) before Repair	Emission Kg/Hr	Emission Kg/day	Screening Value (PPM) afterRepair	Emission Kg/Hr	Emission Kg/day
HGU											
1	06-03-2026	SR.Naptha from tank line 1st (I/V Gland)	1	3 Inch	Valve	0	0	0	0	0	0
2	06-03-2026	SR.Naptha from tank line 1st (I/V U/S Flange)	2	"	Flange	0	0	0	0	0	0
3	06-03-2026	SR.Naptha from tank line 1st (I/V D/S Flange)	3	"	Flange	0	0	0	0	0	0
4	06-03-2026	SR.Naptha from tank line 1st (I/V Bonnet)	4	"	Bonnet	0	0	0	0	0	0
5	06-03-2026	SR.Naptha from tank line 2nd (I/V Gland)	5	3 Inch	Valve	37.4	0.00009	0.00213	37.4	0.00009	0.00213
6	06-03-2026	SR.Naptha from tank line 2nd (I/V U/S Flange)	6	"	Flange	0	0	0	0	0	0
7	06-03-2026	SR.Naptha from tank line 2nd (I/V D/S Flange)	7	"	Flange	0	0	0	0	0	0
8	06-03-2026	SR.Naptha from tank line 2nd (I/V Bonnet)	8	"	Bonnet	0	0	0	0	0	0
9	06-03-2026	SR.Naptha from tank line (NRV U/S Flange)	9	"	Flange	0	0	0	0	0	0
10	06-03-2026	SR.Naptha from tank line (NRV D/S Flange)	10	"	Flange	0	0	0	0	0	0
11	06-03-2026	SR.Naptha from tank line (NRV Top Flange)	11	"	Flange	0	0	0	0	0	0
12	06-03-2026	SR.Naptha from tank line drain (I/V Gland)	12	0.5 Inch	Valve	0	0	0	0	0	0
13	06-03-2026	SR.Naptha from tank line drain (I/V Bonnet)	13	"	Flange	0	0	0	0	0	0
14	06-03-2026	SR.Naptha from tank line drain (I/V End Flange)	14	"	Flange	0	0	0	0	0	0
15	06-03-2026	Coker Naptha to V-05 line NRV (I/V Gland)	15	2 Inch	Valve	0	0	0	0	0	0
16	06-03-2026	Coker Naptha to V-05 line NRV (I/V U/S Flange)	16	"	Flange	0	0	0	0	0	0
17	06-03-2026	Coker Naptha to V-05 line NRV (I/V D/S Flange)	17	"	Flange	0	0	0	0	0	0
18	06-03-2026	Coker Naptha to V-05 line NRV (I/V Bonnet)	18	"	Bonnet	0	0	0	0	0	0
19	06-03-2026	Coker Naptha to V-05 line NRV (NRV U/S Flange)	19	"	Flange	0	0	0	0	0	0
20	06-03-2026	Coker Naptha to V-05 line NRV (NRV D/S Flange)	20	"	Flange	0	0	0	0	0	0
21	06-03-2026	Coker Naptha to V-05 line NRV (NRV Top Flange)	21	"	Flange	0	0	0	0	0	0
22	06-03-2026	Stab. Naptha to V-01 drain line (I/V Gland)	22	0.5 Inch	Valve	0	0	0	0	0	0
23	06-03-2026	Stab. Naptha to V-01 drain line (I/V Bonnet)	23	"	Bonnet	0	0	0	0	0	0
24	06-03-2026	Stab. Naptha to V-01 drain line (I/V End Flange)	24	"	Flange	0	0	0	0	0	0
25	06-03-2026	SR. Naptha to V-05 line (I/V Gland)	25	1.5 Inch	Valve	0	0	0	0	0	0
26	06-03-2026	SR. Naptha to V-05 line (I/V Bonnet)	26	"	Bonnet	0	0	0	0	0	0
27	06-03-2026	SR. Naptha to V-05 line drain (I/V Gland)	27	0.5 Inch	Valve	0	0	0	0	0	0
28	06-03-2026	SR. Naptha to V-05 line drain (I/V Bonnet)	28	"	Bonnet	0	0	0	0	0	0
29	06-03-2026	SR. Naptha to V-05 line drain (I/V End Flange)	29	"	Flange	0	0	0	0	0	0
30	06-03-2026	Coker Naptha to V-05 line I/V (I/V Gland)	30	2 Inch	Valve	0	0	0	0	0	0
31	06-03-2026	Coker Naptha to V-05 line (I/V U/S Flange)	31	"	Flange	0	0	0	0	0	0
32	06-03-2026	Coker Naptha to V-05 line (I/V D/S Flange)	32	"	Flange	0	0	0	0	0	0
33	06-03-2026	Coker Naptha to V-05 line (I/V Bonnet)	33	"	Bonnet	0	0	0	0	0	0
34	06-03-2026	Coker Naptha to V-05 line (NRV U/S Flange)	34	"	Flange	0	0	0	0	0	0
35	06-03-2026	Coker Naptha to V-05 line (NRV D/S Flange)	35	"	Flange	0	0	0	0	0	0
36	06-03-2026	Coker Naptha to V-05 line (NRV Top Flange)	36	"	Flange	0	0	0	0	0	0
37	06-03-2026	Coker Naptha to V-05 line 2nd I/V (I/V Gland)	37	"	Valve	0	0	0	0	0	0
38	06-03-2026	Coker Naptha to V-05 line 2nd (I/V U/S Flange)	38	"	Flange	0	0	0	0	0	0
39	06-03-2026	Coker Naptha to V-05 line 2nd (I/V D/S Flange)	39	"	Flange	0	0	0	0	0	0

Sr.No.	Date	Location	Tag No.	Line Size	Componenet Type	Screening Value (PPM) before Repair	Emission Kg/Hr	Emission Kg/day	Screening Value (PPM) afterRepair	Emission Kg/Hr	Emission Kg/day
40	06-03-2026	Coker Naptha to V-05 line 2nd (I/V Bonnet)	40	"	Bonnet	0	0	0	0	0	0
41	06-03-2026	Coker Naptha to V-05 drain line I/V (I/V Gland)	41	"	Valve	0	0	0	0	0	0
42	06-03-2026	Coker Naptha to V-05 drain line (I/V Bonnet)	42	"	Bonnet	0	0	0	0	0	0
43	06-03-2026	Coker Naptha to V-05 drain line (End Flange)	43	"	Flange	0	0	0	0	0	0
44	06-03-2026	82-P-005A Suction line (I/V Gland)	44	2 Inch	Valve	10.8	0.00004	0.00096	10.8	0.00004	0.00096
45	06-03-2026	82-P-005A Suction line (I/V U/S Flange)	45	"	Flange	0	0	0	0	0	0
46	06-03-2026	82-P-005A Suction line (I/V D/S Flange)	46	"	Flange	0	0	0	0	0	0
47	06-03-2026	82-P-005A Suction line (I/V Bonnet)	47	"	Bonnet	0	0	0	0	0	0
48	06-03-2026	82-P-005A Dicharge line(I/V Gland)	48	1.5 Inch	Valve	0	0	0	0	0	0
49	06-03-2026	82-P-005A Dicharge line(I/V U/S Flange)	49	"	Flange	0	0	0	0	0	0
50	06-03-2026	82-P-005A Dicharge line(I/V D/S Flange)	50	"	Flange	0	0	0	0	0	0
51	06-03-2026	82-P-005A Dicharge line(I/V Bonnet)	51	"	Bonnet	0	0	0	0	0	0
52	06-03-2026	82-P-005A Dicharge line (NRV Top Flange)	52	"	Flange	0	0	0	0	0	0
53	06-03-2026	82-P-005A Discharge line drain (I/V Gland)	53	0.5 Inch	Valve	0	0	0	0	0	0
54	06-03-2026	82-P-005A Discharge line drain (I/V Bonnet)	54	"	Bonnet	0	0	0	0	0	0
55	06-03-2026	82-P-005A Discharge line drain (End Flange)	55	"	Flange	18.5	0.00036	0.00853	18.5	0.00036	0.00853
56	06-03-2026	82-P-005B Suction line (I/V Gland)	56	2 Inch	Valve	0	0	0	0	0	0
57	06-03-2026	82-P-005B Suction line (I/V U/S Flange)	57	"	Flange	0	0	0	0	0	0
58	06-03-2026	82-P-005B Suction line (I/V D/S Flange)	58	"	Flange	0	0	0	0	0	0
59	06-03-2026	82-P-005B Suction line (I/V Bonnet)	59	"	Bonnet	0	0	0	0	0	0
60	06-03-2026	82-P-005B Dicharge line(I/V Gland)	60	1.5 Inch	Valve	0	0	0	0	0	0
61	06-03-2026	82-P-005B Dicharge line(I/V U/S Flange)	61	"	Flange	0	0	0	0	0	0
62	06-03-2026	82-P-005B Dicharge line(I/V D/S Flange)	62	"	Flange	0	0	0	0	0	0
63	06-03-2026	82-P-005B Dicharge line(I/V Bonnet)	63	"	Bonnet	0	0	0	0	0	0
64	06-03-2026	82-P-005B Dicharge line (NRV Top Flange)	64	"	Flange	0	0	0	0	0	0
65	06-03-2026	82-P-005B Discharge line drain (I/V Gland)	65	0.5 Inch	Valve	0	0	0	0	0	0
66	06-03-2026	82-P-005B Discharge line drain (I/V Bonnet)	66	"	Bonnet	0	0	0	0	0	0
67	06-03-2026	82-P-005B Discharge line drain (End Flange)	67	"	Flange	0	0	0	0	0	0
68	06-03-2026	82-P-001A Suction line (I/V Gland)	68	3 Inch	Valve	0	0	0	0	0	0
69	06-03-2026	82-P-001A Suction line (I/V U/S Flange)	69	"	Flange	0	0	0	0	0	0
70	06-03-2026	82-P-001A Suction line (I/V D/S Flange)	70	"	Flange	0	0	0	0	0	0
71	06-03-2026	82-P-001A Suction line (I/V Bonnet)	71	"	Bonnet	0	0	0	0	0	0
72	06-03-2026	82-P-001A Dicharge line(I/V Gland)	72	3 Inch	Valve	0	0	0	0	0	0
73	06-03-2026	82-P-001A Dicharge line(I/V U/S Flange)	73	"	Flange	0	0	0	0	0	0
74	06-03-2026	82-P-001A Dicharge line(I/V D/S Flange)	74	"	Flange	0	0	0	0	0	0
75	06-03-2026	82-P-001A Dicharge line(I/V Bonnet Flange)	75	"	Bonnet	0	0	0	0	0	0
76	06-03-2026	82-P-001A Discharge line drain (I/V Gland)	76	0.5 Inch	Valve	0	0	0	0	0	0
77	06-03-2026	82-P-001A Discharge line drain (I/V Bonnet)	77	"	Bonnet	0	0	0	0	0	0
78	06-03-2026	82-P-001A Discharge line drain (End Flange)	78	"	Flange	0	0	0	0	0	0
79	06-03-2026	82-P-001B Dicharge line(I/V Gland)	79	3 Inch	Valve	0	0	0	0	0	0

Sr.No.	Date	Location	Tag No.	Line Size	Componenet Type	Screening Value (PPM) before Repair	Emission Kg/Hr	Emission Kg/day	Screening Value (PPM) afterRepair	Emission Kg/Hr	Emission Kg/day
80	06-03-2026	82-P-001B Dicharge line(I/V U/S Flange)	80	"	Flange	58.2	0.00080	0.01923	58.2	0.00080	0.01923
81	06-03-2026	82-P-001B Dicharge line(I/V D/S Flange)	81	"	Flange	0	0	0	0	0	0
82	06-03-2026	82-P-001B Dicharge line(I/V Bonnet)	82	"	Bonnet	0	0	0	0	0	0
83	06-03-2026	82-P-001B Discharge line drain (I/V Gland)	83	0.5 Inch	Valve	0	0	0	0	0	0
84	06-03-2026	82-P-001B Discharge line drain (I/V Bonnet)	84	"	Bonnet	0	0	0	0	0	0
85	06-03-2026	82-P-001B Discharge line drain (End Flange)	85	"	Flange	0	0	0	0	0	0
86	06-03-2026	82-PV-2308 (C/V Gland)	86	1 Inch	Valve	152.3	0.00022	0.00525	152.3	0.00022	0.00525
87	06-03-2026	82-PV-2308 (C/V U/S Flange)	87	"	Flange	0	0	0	0	0	0
88	06-03-2026	82-PV-2308 (C/V D/S Flange)	88	"	Flange	0	0	0	0	0	0
89	06-03-2026	82-PV-2308 (C/V Bonnet Flange)	89	"	Bonnet	0	0	0	0	0	0
90	06-03-2026	82-PV-2308 U/S line (I/V Gland)	90	1.5 Inch	Valve	0	0	0	0	0	0
91	06-03-2026	82-PV-2308 U/S line (I/V Bonnet Flange)	91	"	Bonnet	0	0	0	0	0	0
92	06-03-2026	82-PV-2308 D/S line (I/V Gland)	92	"	Valve	0	0	0	0	0	0
93	06-03-2026	82-PV-2308 D/S line (I/V Bonnet Flange)	93	"	Bonnet	0	0	0	0	0	0
94	06-03-2026	82-PV-2308 Bypass line (I/V Gland)	94	1 Inch	Valve	0	0	0	0	0	0
95	06-03-2026	82-PV-2308 Bypass line (I/V Bonnet Flange)	95	"	Bonnet	0	0	0	0	0	0
96	06-03-2026	82-PV-2308 U/S drain line (I/V Gland)	96	0.5 Inch	Valve	0	0	0	0	0	0
97	06-03-2026	82-PV-2308 U/S drain line (I/V Bonnet)	97	"	Bonnet	0	0	0	0	0	0
98	06-03-2026	82-PV-2308 U/S drain line (End Flange)	98	"	Flange	0	0	0	0	0	0
99	06-03-2026	82-PV-2308 D/S drain line (I/V Gland)	99	"	Valve	0	0	0	0	0	0
100	06-03-2026	82-PV-2308 D/S drain line (I/V Bonnet)	100	"	Bonnet	0	0	0	0	0	0
101	06-03-2026	82-PV-2308 D/S drain line (End Flange)	101	"	Flange	0	0	0	0	0	0
102	06-03-2026	82-FV-1001 (C/V Gland)	102	1.5 Inch	Valve	0	0	0	0	0	0
103	06-03-2026	82-FV-1001 (C/V U/S Flange)	103	"	Flange	0	0	0	0	0	0
104	06-03-2026	82-FV-1001 (C/V D/S Flange)	104	"	Flange	0	0	0	0	0	0
105	06-03-2026	82-FV-1001 (C/V Bonnet Flange)	105	"	Bonnet	0	0	0	0	0	0
106	06-03-2026	82-FV-1001 U/S line (I/V Gland)	106	3 Inch	Valve	0	0	0	0	0	0
107	06-03-2026	82-FV-1001 U/S line (I/V U/S Flange)	107	"	Flange	0	0	0	0	0	0
108	06-03-2026	82-FV-1001 U/S line (I/V D/S Flange)	108	"	Flange	0	0	0	0	0	0
109	06-03-2026	82-FV-1001 U/S line (I/V Bonnet Flange)	109	"	Bonnet	0	0	0	0	0	0
110	06-03-2026	82-FV-1001 D/S line (I/V Gland)	110	"	Valve	0	0	0	0	0	0
111	06-03-2026	82-FV-1001 D/S line (I/V U/S Flange)	111	"	Flange	0	0	0	0	0	0
112	06-03-2026	82-FV-1001 D/S line (I/V D/S Flange)	112	"	Flange	0	0	0	0	0	0
113	06-03-2026	82-FV-1001 D/S line (I/V Bonnet Flange)	113	"	Bonnet	0	0	0	0	0	0
114	06-03-2026	82-FV-1001 Bypass line (I/V Gland)	114	1.5 Inch	Valve	0	0	0	0	0	0
115	06-03-2026	82-FV-1001 Bypass line (I/V U/S Flange)	115	"	Flange	0	0	0	0	0	0
116	06-03-2026	82-FV-1001 Bypass line (I/V Bypass Flange)	116	"	Flange	0	0	0	0	0	0
117	06-03-2026	82-FV-1001 Bypass line (I/V Bonnet Flange)	117	"	Bonnet	0	0	0	0	0	0
118	06-03-2026	82-FV-1001 U/S drain line (I/V Gland)	118	0.5 Inch	Valve	0	0	0	0	0	0
119	06-03-2026	82-FV-1001 U/S drain line (I/V Bonnet)	119	"	Bonnet	0	0	0	0	0	0

Sr.No.	Date	Location	Tag No.	Line Size	Componenet Type	Screening Value (PPM) before Repair	Emission Kg/Hr	Emission Kg/day	Screening Value (PPM) afterRepair	Emission Kg/Hr	Emission Kg/day
120	06-03-2026	82-FV-1001 U/S drain line (End Flange)	120	"	Flange	0	0	0	0	0	0
121	06-03-2026	82-FV-1001 D/S drain line (I/V Gland)	121	"	Valve	0	0	0	0	0	0
122	06-03-2026	82-FV-1001 D/S drain line (I/V Bonnet)	122	"	Bonnet	0	0	0	0	0	0
123	06-03-2026	82-FV-1001 D/S drain line (End Flange)	123	"	Flange	0	0	0	0	0	0
124	06-03-2026	82-FV-1002 (C/V Gland)	124	1.5 Inch	Valve	0	0	0	0	0	0
125	06-03-2026	82-FV-1002 (C/V U/S Flange)	125	"	Flange	0	0	0	0	0	0
126	06-03-2026	82-FV-1002 (C/V D/S Flange)	126	"	Flange	0	0	0	0	0	0
127	06-03-2026	82-FV-1002 (C/V Bonnet Flange)	127	"	Bonnet	0	0	0	0	0	0
128	06-03-2026	82-FV-1002 U/S line (I/V Gland)	128	2 Inch	Valve	0	0	0	0	0	0
129	06-03-2026	82-FV-1002 U/S line (I/V U/S Flange)	129	"	Flange	0	0	0	0	0	0
130	06-03-2026	82-FV-1002 U/S line (I/V D/S Flange)	130	"	Flange	0	0	0	0	0	0
131	06-03-2026	82-FV-1002 U/S line (I/V Bonnet Flange)	131	"	Bonnet	0	0	0	0	0	0
132	06-03-2026	82-FV-1002 D/S line (I/V Gland)	132	"	Valve	0	0	0	0	0	0
133	06-03-2026	82-FV-1002 D/S line (I/V U/S Flange)	133	"	Flange	0	0	0	0	0	0
134	06-03-2026	82-FV-1002 D/S line (I/V D/S Flange)	134	"	Flange	0	0	0	0	0	0
135	06-03-2026	82-FV-1002 D/S line (I/V Bonnet Flange)	135	"	Bonnet	0	0	0	0	0	0
136	06-03-2026	82-FV-1002 Bypass line (I/V Gland)	136	1.5 Inch	Valve	0	0	0	0	0	0
137	06-03-2026	82-FV-1002 Bypass line (I/V U/S Flange)	137	"	Flange	0	0	0	0	0	0
138	06-03-2026	82-FV-1002 Bypass line (I/V Bypass Flange)	138	"	Flange	0	0	0	0	0	0
139	06-03-2026	82-FV-1002 Bypass line (I/V Bonnet Flange)	139	"	Bonnet	0	0	0	0	0	0
140	06-03-2026	82-FV-1002 U/S drain line (I/V Gland)	140	0.5 Inch	Valve	0	0	0	0	0	0
141	06-03-2026	82-FV-1002 U/S drain line (I/V Bonnet)	141	"	Bonnet	0	0	0	0	0	0
142	06-03-2026	82-FV-1002 U/S drain line (End Flange)	142	"	Flange	0	0	0	0	0	0
143	06-03-2026	82-FV-1002 D/S drain line (I/V Gland)	143	"	Valve	0	0	0	0	0	0
144	06-03-2026	82-FV-1002 D/S drain line (I/V Bonnet)	144	"	Bonnet	0	0	0	0	0	0
145	06-03-2026	82-FV-1002 D/S drain line (End Flange)	145	"	Flange	0	0	0	0	0	0
146	06-03-2026	82-XV-1001 (C/V Gland)	146	3 Inch	Valve	0	0	0	0	0	0
147	06-03-2026	82-XV-1001 (C/V U/S Flange)	147	"	Flange	0	0	0	0	0	0
148	06-03-2026	82-XV-1001 (C/V D/S Flange)	148	"	Flange	0	0	0	0	0	0
149	06-03-2026	82-LV-2201 (C/V Gland)	149	1.5 Inch	Valve	0	0	0	0	0	0
150	06-03-2026	82-LV-2201 (C/V U/S Flange)	150	"	Flange	0	0	0	0	0	0
151	06-03-2026	82-LV-2201 (C/V D/S Flange)	151	"	Flange	0	0	0	0	0	0
152	06-03-2026	82-LV-2201 (C/V Bonnet Flange)	152	"	Bonnet	0	0	0	0	0	0
153	06-03-2026	82-LV-2201 U/S line (I/V Gland)	153	2 Inch	Valve	0	0	0	0	0	0
154	06-03-2026	82-LV-2201 U/S line (I/V Bonnet Flange)	154	"	Bonnet	0	0	0	0	0	0
155	06-03-2026	82-LV-2201 D/S line (I/V Gland)	155	"	Valve	0	0	0	0	0	0
156	06-03-2026	82-LV-2201 D/S line (I/V Bonnet Flange)	156	"	Bonnet	0	0	0	0	0	0
157	06-03-2026	82-LV-2201 Bypass line (I/V Gland)	157	"	Valve	0	0	0	0	0	0
158	06-03-2026	82-LV-2201 Bypass line (I/V Bonnet Flange)	158	"	Bonnet	0	0	0	0	0	0
159	06-03-2026	82-LV-2201 U/S drain line (I/V Gland)	159	0.5 Inch	Valve	0	0	0	0	0	0

Sr.No.	Date	Location	Tag No.	Line Size	Componenet Type	Screening Value (PPM) before Repair	Emission Kg/Hr	Emission Kg/day	Screening Value (PPM) afterRepair	Emission Kg/Hr	Emission Kg/day
160	06-03-2026	82-LV-2201 U/S drain line (I/V Bonnet Flange)	160	"	Bonnet	0	0	0	0	0	0
161	06-03-2026	82-LV-2201 U/S drain line (End Flange)	161	"	Flange	0	0	0	0	0	0
162	06-03-2026	82-LV-2201 D/S drain line (I/V Gland)	162	"	Valve	0	0	0	0	0	0
163	06-03-2026	82-LV-2201 D/S drain line (I/V Bonnet Flange)	163	"	Bonnet	0	0	0	0	0	0
164	06-03-2026	82-LV-2201 D/S drain line (End Flange)	164	"	Flange	0	0	0	0	0	0
165	06-03-2026	82-XV-2201 (C/V Gland)	165	1.5 Inch	Valve	0	0	0	0	0	0
166	06-03-2026	82-XV-2201 (C/V U/S Flange)	166	"	Flange	0	0	0	0	0	0
167	06-03-2026	82-XV-2201 (C/V D/S Flange)	167	"	Flange	0	0	0	0	0	0
168	06-03-2026	82-V-001 82- LG-1003 Upper (I/V Gland)	168	2 Inch	Valve	0	0	0	0	0	0
169	06-03-2026	82-V-001 82- LG-1003 Upper (I/V U/S Flange)	169	"	Flange	0	0	0	0	0	0
170	06-03-2026	82-V-001 82- LG-1003 Upper (I/V D/S Flange)	170	"	Flange	0	0	0	0	0	0
171	06-03-2026	82-V-001 82- LG-1003 Upper (I/V Bonnet Flange)	171	"	Bonnet	0	0	0	0	0	0
172	06-03-2026	82-V-001 82- LG-1003 Lower (I/V Gland)	172	"	Valve	0	0	0	0	0	0
173	06-03-2026	82-V-001 82- LG-1003 Lower(I/V U/S Flange)	173	"	Flange	0	0	0	0	0	0
174	06-03-2026	82-V-001 82- LG-1003 Lower(I/V D/S Flange)	174	"	Flange	0	0	0	0	0	0
175	06-03-2026	82-V-001 82- LG-1003 Lower(I/V Bonnet Flange)	175	"	Bonnet	0	0	0	0	0	0
176	06-03-2026	82-V-001 82- LT -1001 Upper (I/V Gland)	176	2 Inch	Valve	0	0	0	0	0	0
177	06-03-2026	82-V-001 82- LT- 1001 Upper (I/V U/S Flange)	177	"	Flange	0	0	0	0	0	0
178	06-03-2026	82-V-001 82- LT- 1001 Upper (I/V D/S Flange)	178	"	Flange	0	0	0	0	0	0
179	06-03-2026	82-V-001 82- LT -1001 Upper (I/V Bonnet Flange)	179	"	Bonnet	0	0	0	0	0	0
180	06-03-2026	82-V-001 82- LT- 1001 Lower (I/V Gland)	180	"	Valve	0	0	0	0	0	0
181	06-03-2026	82-V-001 82- LT- 1001 Lower(I/V U/S Flange)	181	"	Flange	0	0	0	0	0	0
182	06-03-2026	82-V-001 82- LT-1001 Lower(I/V D/S Flange)	182	"	Flange	0	0	0	0	0	0
183	06-03-2026	82-V-001 82- LT- 1001 Lower(I/V Bonnet Flange)	183	"	Bonnet	0	0	0	0	0	0
184	06-03-2026	82-V-001 82- LT -1002 Upper (I/V Gland)	184	2 Inch	Valve	0	0	0	0	0	0
185	06-03-2026	82-V-001 82- LT- 1002 Upper (I/V U/S Flange)	185	"	Flange	0	0	0	0	0	0
186	06-03-2026	82-V-001 82- LT- 1002 Upper (I/V D/S Flange)	186	"	Flange	0	0	0	0	0	0
187	06-03-2026	82-V-001 82- LT -1002 Upper (I/V Bonnet Flange)	187	"	Bonnet	0	0	0	0	0	0
188	06-03-2026	82-V-001 82- LT- 1002 Lower (I/V Gland)	188	"	Valve	0	0	0	0	0	0
189	06-03-2026	82-V-001 82- LT- 1002 Lower (I/V U/S Flange)	189	"	Flange	0	0	0	0	0	0
190	06-03-2026	82-V-001 82- LT-1002 Lower (I/V D/S Flange)	190	"	Flange	0	0	0	0	0	0
191	06-03-2026	82-V-001 82- LT- 1002 Lower (I/V Bonnet Flange)	191	"	Bonnet	0	0	0	0	0	0
192	06-03-2026	82-V-001 82- LTD -1004 Upper (I/V Gland)	192	2 Inch	Valve	0	0	0	0	0	0
193	06-03-2026	82-V-001 82- LTD- 1004 Upper (I/V U/S Flange)	193	"	Flange	0	0	0	0	0	0
194	06-03-2026	82-V-001 82- LTD- 1004 Upper (I/V D/S Flange)	194	"	Flange	0	0	0	0	0	0
195	06-03-2026	82-V-001 82- LTD -1004 Upper (I/V Bonnet Flange)	195	"	Bonnet	0	0	0	0	0	0
196	06-03-2026	82-V-001 82- LTD- 1004 Lower (I/V Gland)	196	"	Valve	0	0	0	0	0	0
197	06-03-2026	82-V-001 82- LTD- 1004 Lower (I/V U/S Flange)	197	"	Flange	0	0	0	0	0	0
198	06-03-2026	82-V-001 82- LTD-1004 Lower (I/V D/S Flange)	198	"	Flange	0	0	0	0	0	0
199	06-03-2026	82-V-001 82- LTD- 1004 Lower (I/V Bonnet Flange)	199	"	Bonnet	0	0	0	0	0	0

Sr.No.	Date	Location	Tag No.	Line Size	Componenet Type	Screening Value (PPM) before Repair	Emission Kg/Hr	Emission Kg/day	Screening Value (PPM) afterRepair	Emission Kg/Hr	Emission Kg/day
200	06-03-2026	82-V-005 82- LG-2203 Upper (I/V Gland)	200	0.5 Inch	Valve	0	0	0	0	0	0
201	06-03-2026	82-V-005 82- LG-2203 Upper (I/V Bonnet Flange)	201	"	Bonnet	0	0	0	0	0	0
202	06-03-2026	82-V-005 82- LG-2203 Lower (I/V Gland)	202	"	Valve	0	0	0	0	0	0
203	06-03-2026	82-V-005 82- LG-2203 Lower(I/V Bonnet Flange)	203	"	Bonnet	0	0	0	0	0	0
204	06-03-2026	82-V-005 82- LT-2204 Upper (I/V Gland)	204	2 Inch	Valve	0	0	0	0	0	0
205	06-03-2026	82-V-005 82- LT-2204 Upper (I/V U/S Flange)	205	"	Flange	0	0	0	0	0	0
206	06-03-2026	82-V-005 82- LT-2204 Upper (I/V D/S Flange)	206	"	Flange	0	0	0	0	0	0
207	06-03-2026	82-V-005 82- LT-2204 Upper (I/V Bonnet Flange)	207	"	Bonnet	0	0	0	0	0	0
208	06-03-2026	82-V-005 82- LT-2204 Lower (I/V Gland)	208	"	Valve	0	0	0	0	0	0
209	06-03-2026	82-V-005 82- LT-2204 Lower(I/V U/S Flange)	209	"	Flange	0	0	0	0	0	0
210	06-03-2026	82-V-005 82- LT-2204 Lower(I/V D/S Flange)	210	"	Flange	0	0	0	0	0	0
211	06-03-2026	82-V-005 82- LT-2204 Lower(I/V Bonnet Flange)	211	"	Bonnet	0	0	0	0	0	0
212	06-03-2026	82-V-005 82- LT-2202 Upper (I/V Gland)	212	2 Inch	Valve	0	0	0	0	0	0
213	06-03-2026	82-V-005 82- LT-2202 Upper (I/V U/S Flange)	213	"	Flange	0	0	0	0	0	0
214	06-03-2026	82-V-005 82- LT-2202 Upper (I/V D/S Flange)	214	"	Flange	0	0	0	0	0	0
215	06-03-2026	82-V-005 82- LT-2202 Upper (I/V Bonnet Flange)	215	"	Bonnet	0	0	0	0	0	0
216	06-03-2026	82-V-005 82- LT-2202 Lower (I/V Gland)	216	"	Valve	0	0	0	0	0	0
217	06-03-2026	82-V-005 82- LT-2202 Lower(I/V U/S Flange)	217	"	Flange	0	0	0	0	0	0
218	06-03-2026	82-V-005 82- LT-2202 Lower(I/V D/S Flange)	218	"	Flange	0	0	0	0	0	0
219	06-03-2026	82-V-005 82- LT-2202 Lower(I/V Bonnet Flange)	219	"	Bonnet	0	0	0	0	0	0
220	06-03-2026	82-V-005 82-LDG 2205 Upper (I/V Gland)	220	2 Inch	Valve	0	0	0	0	0	0
221	06-03-2026	82-V-005 82-LDG 2205 Upper (I/V U/S Flange)	221	"	Flange	0	0	0	0	0	0
222	06-03-2026	82-V-005 82-LDG 2205 Upper (I/V D/S Flange)	222	"	Flange	0	0	0	0	0	0
223	06-03-2026	82-V-005 82-LDG 2205 Upper (I/V Bonnet Flange)	223	"	Bonnet	0	0	0	0	0	0
224	06-03-2026	82-V-005 82-LDG 2205 Lower (I/V Gland)	224	"	Valve	0	0	0	0	0	0
225	06-03-2026	82-V-005 82-LDG 2205 Lower(I/V U/S Flange)	225	"	Flange	0	0	0	0	0	0
226	06-03-2026	82-V-005 82-LDG 2205 Lower(I/V D/S Flange)	226	"	Flange	0	0	0	0	0	0
227	06-03-2026	82-V-005 82-LDG 2205 Lower(I/V Bonnet Flange)	227	"	Bonnet	0	0	0	0	0	0
228	07-03-2026	82-PSV-1109 (PSV Top Flange)	228	2 Inch	Flange	0	0	0	0	0	0
229	07-03-2026	82-PSV-1109 (PSV U/S Flange)	229	"	Flange	0	0	0	0	0	0
230	07-03-2026	82-PSV-1109 (PSV D/S Flange)	230	"	Flange	0	0	0	0	0	0
231	07-03-2026	82-PSV-1109 U/S line (I/V Gland)	231	1.5 Inch	Valve	0	0	0	0	0	0
232	07-03-2026	82-PSV-1109 U/S line (I/V Bonnet Flange)	232	"	Bonnet	0	0	0	0	0	0
233	07-03-2026	82-PSV-1109 D/S line (I/V Gland)	233	"	Valve	0	0	0	0	0	0
234	07-03-2026	82-PSV-1109 D/S line (I/V Bonnet Flange)	234	"	Bonnet	0	0	0	0	0	0
235	07-03-2026	82-PSV-1109 Bypass line (I/V Gland)	235	"	Valve	0	0	0	0	0	0
236	07-03-2026	82-PSV-1109 Bypass line (I/V Bonnet Flange)	236	"	Bonnet	0	0	0	0	0	0
237	07-03-2026	82-PSV-1109 U/S drain line (I/V Gland)	237	0.5 Inch	Valve	0	0	0	0	0	0
238	07-03-2026	82-PSV-1109 U/S drain line (I/V Bonnet Flange)	238	"	Bonnet	0	0	0	0	0	0
239	07-03-2026	82-PSV-1109 U/S drain line (End Flange)	239	"	Flange	0	0	0	0	0	0

Sr.No.	Date	Location	Tag No.	Line Size	Componenet Type	Screening Value (PPM) before Repair	Emission Kg/Hr	Emission Kg/day	Screening Value (PPM) afterRepair	Emission Kg/Hr	Emission Kg/day
240	07-03-2026	82-PSV-1109 east side bypass line (I/V Gland)	240	"	Valve	0	0	0	0	0	0
241	07-03-2026	82-PSV-1109 west side bypass line (I/V Gland)	241	"	Valve	0	0	0	0	0	0
242	07-03-2026	82-PSV-1109 Bypass drain line (I/V Gland)	242	0.5 Inch	Valve	0	0	0	0	0	0
243	07-03-2026	82-PSV-1109 Bypass drain line (I/V Bonnet Flange)	243	"	Bonnet	0	0	0	0	0	0
244	07-03-2026	82-PSV-1109 Bypass drain line (End Flange)	244	"	Flange	0	0	0	0	0	0
245	07-03-2026	82-PSV-1108 (PSV Top Flange)	245	2 Inch	Flange	0	0	0	0	0	0
246	07-03-2026	82-PSV-1108 (PSV U/S Flange)	246	"	Flange	0	0	0	0	0	0
247	07-03-2026	82-PSV-1108 (PSV D/S Flange)	247	"	Flange	0	0	0	0	0	0
248	07-03-2026	82-PSV-1108 U/S line (I/V Gland)	248	1.5 Inch	Valve	0	0	0	0	0	0
249	07-03-2026	82-PSV-1108 U/S line (I/V Bonnet Flange)	249	"	Bonnet	0	0	0	0	0	0
250	07-03-2026	82-PSV-1108 D/S line (I/V Gland)	250	"	Valve	0	0	0	0	0	0
251	07-03-2026	82-PSV-1108 Bypass line (I/V Gland)	251	"	Valve	0	0	0	0	0	0
252	07-03-2026	82-PSV-1108 Bypass line (I/V Bonnet Flange)	252	"	Bonnet	0	0	0	0	0	0
253	07-03-2026	82-PSV-1108 U/S drain line (I/V Gland)	253	0.5 Inch	Valve	0	0	0	0	0	0
254	07-03-2026	82-PSV-1108 U/S drain line (I/V Bonnet Flange)	254	"	Bonnet	0	0	0	0	0	0
255	07-03-2026	82-PSV-1108 U/S drain line (End Flange)	255	"	Flange	0	0	0	0	0	0
256	07-03-2026	82-PSV-1108 east side bypass line (I/V Gland)	256	"	Valve	0	0	0	0	0	0
257	07-03-2026	82-PSV-1108 west side bypass line (I/V Gland)	257	"	Valve	0	0	0	0	0	0
258	07-03-2026	82-PSV-1108 Bypass drain line (I/V Gland)	258	0.5 Inch	Valve	0	0	0	0	0	0
259	07-03-2026	82-PSV-1108 Bypass drain line (I/V Bonnet Flange)	259	"	Bonnet	0	0	0	0	0	0
260	07-03-2026	82-PSV-1108 Bypass drain line (End Flange)	260	"	Flange	0	0	0	0	0	0
261	07-03-2026	82-PSV-2012B (PSV Top Flange)	261	2 Inch	Flange	0	0	0	0	0	0
262	07-03-2026	82-PSV-2012B (PSV U/S Flange)	262	"	Flange	0	0	0	0	0	0
263	07-03-2026	82-PSV-2012B (PSV D/S Flange)	263	"	Flange	0	0	0	0	0	0
264	07-03-2026	82-PSV-2012B U/S line (I/V Gland)	264	Insulation	Valve	0	0	0	0	0	0
265	07-03-2026	82-PSV-2012B D/S line (I/V Gland)	265	Insulation	Valve	0	0	0	0	0	0
266	07-03-2026	82-PSV-2012B U/S drain line (I/V Gland)	266	0.5 Inch	Valve	0	0	0	0	0	0
267	07-03-2026	82-PSV-2012B U/S drain line (I/V Bonnet Flange)	267	"	Bonnet	0	0	0	0	0	0
268	07-03-2026	82-PSV-2012B U/S drain line (End Flange)	268	"	Flange	0	0	0	0	0	0
269	07-03-2026	82-PSV-2012A (PSV Top Flange)	269	2 Inch	Flange	0	0	0	0	0	0
270	07-03-2026	82-PSV-2012A (PSV U/S Flange)	270	"	Flange	0	0	0	0	0	0
271	07-03-2026	82-PSV-2012A (PSV D/S Flange)	271	"	Flange	0	0	0	0	0	0
272	07-03-2026	82-PSV-2012A U/S line (I/V Gland)	272	Insulation	Valve	0	0	0	0	0	0
273	07-03-2026	82-PSV-2012A D/S line (I/V Gland)	273	Insulation	Valve	0	0	0	0	0	0
274	07-03-2026	82-PSV-2012A U/S drain line (I/V Gland)	274	0.5 Inch	Valve	0	0	0	0	0	0
275	07-03-2026	82-PSV-2012A U/S drain line (I/V Bonnet Flange)	275	"	Bonnet	0	0	0	0	0	0
276	07-03-2026	82-PSV-2012A U/S drain line (End Flange)	276	"	Flange	0	0	0	0	0	0
277	07-03-2026	82-PSV-1118B (PSV Top Flange)	277	2 Inch	Flange	0	0	0	0	0	0
278	07-03-2026	82-PSV-1118B (PSV U/S Flange)	278	"	Flange	0	0	0	0	0	0
279	07-03-2026	82-PSV-1118B (PSV D/S Flange)	279	"	Flange	0	0	0	0	0	0

Sr.No.	Date	Location	Tag No.	Line Size	Componenet Type	Screening Value (PPM) before Repair	Emission Kg/Hr	Emission Kg/day	Screening Value (PPM) afterRepair	Emission Kg/Hr	Emission Kg/day
280	07-03-2026	82-PSV-1118B U/S line (I/V Gland)	280	Insulation	Valve	0	0	0	0	0	0
281	07-03-2026	82-PSV-1118B D/S line (I/V Gland)	281	Insulation	Valve	0	0	0	0	0	0
282	07-03-2026	82-PSV-1118B U/S drain line (I/V Gland)	282	0.5 Inch	Valve	0	0	0	0	0	0
283	07-03-2026	82-PSV-1118B U/S drain line (I/V Bonnet Flange)	283	"	Bonnet	0	0	0	0	0	0
284	07-03-2026	82-PSV-1118B U/S drain line (End Flange)	284	"	Flange	0	0	0	0	0	0
285	07-03-2026	82-PSV-1118A (PSV Top Flange)	285	2 Inch	Flange	0	0	0	0	0	0
286	07-03-2026	82-PSV-1118A (PSV U/S Flange)	286	"	Flange	0	0	0	0	0	0
287	07-03-2026	82-PSV-1118A (PSV D/S Flange)	287	"	Flange	0	0	0	0	0	0
288	07-03-2026	82-PSV-1118A U/S line (I/V Gland)	288	Insulation	Valve	0	0	0	0	0	0
289	07-03-2026	82-PSV-1118A D/S line (I/V Gland)	289	Insulation	Valve	0	0	0	0	0	0
290	07-03-2026	82-PSV-1118A U/S drain line (I/V Gland)	290	0.5 Inch	Valve	0	0	0	0	0	0
291	07-03-2026	82-PSV-1118A U/S drain line (I/V Bonnet Flange)	291	"	Bonnet	0	0	0	0	0	0
292	07-03-2026	82-PSV-1118A U/S drain line (End Flange)	292	"	Flange	0	0	0	0	0	0
293	07-03-2026	82-PSV-1118A/B Common Bypass line upper (I/V Gland)	293	Insulation	Valve	0	0	0	0	0	0
294	07-03-2026	82-PSV-1118A/B Common Bypass line lower (I/V Gland)	294	Insulation	Valve	0	0	0	0	0	0
295	07-03-2026	82-PSV-1118A Bypass drain line (I/V Gland)	295	0.5 Inch	Valve	0	0	0	0	0	0
296	07-03-2026	82-PSV-1118A Bypass drain line (I/V Bonnet Flange)	296	"	Bonnet	0	0	0	0	0	0
297	07-03-2026	82-PSV-1118A Bypass drain line (End Flange)	297	"	Flange	0	0	0	0	0	0
298	07-03-2026	82-FV-2401A (C/V Gland)	298	Insulation	Valve	0	0	0	0	0	0
299	07-03-2026	82-FV-2401A U/S line (I/V Gland)	299	Insulation	Valve	0	0	0	0	0	0
300	07-03-2026	82-FV-2401A Bypass line (I/V Gland)	300	Insulation	Valve	0	0	0	0	0	0
301	07-03-2026	82-FV-2401A U/S drain line (I/V Gland)	301	0.5 Inch	Valve	0	0	0	0	0	0
302	07-03-2026	82-FV-2401A U/S drain line (I/V Bonnet Flange)	302	"	Bonnet	0	0	0	0	0	0
303	07-03-2026	82-FV-2401A U/S drain line (End Flange)	303	"	Flange	0	0	0	0	0	0
304	07-03-2026	82-FV-2401A D/S drain line (I/V Gland)	304	"	Valve	0	0	0	0	0	0
305	07-03-2026	82-FV-2401A D/S drain line (I/V Bonnet Flange)	305	"	Bonnet	0	0	0	0	0	0
306	07-03-2026	82-FV-2401A D/S drain line (End Flange)	306	"	Flange	0	0	0	0	0	0
307	07-03-2026	82-FV-2401B (C/V Gland)	307	Insulation	Valve	0	0	0	0	0	0
308	07-03-2026	82-FV-2401B U/S line (I/V Gland)	308	Insulation	Valve	0	0	0	0	0	0
309	07-03-2026	82-FV-2401B Bypass line (I/V Gland)	309	Insulation	Valve	0	0	0	0	0	0
310	07-03-2026	82-FV-2401B U/S drain line (I/V Gland)	310	0.5 Inch	Valve	0	0	0	0	0	0
311	07-03-2026	82-FV-2401B U/S drain line (I/V Bonnet Flange)	311	"	Bonnet	0	0	0	0	0	0
312	07-03-2026	82-FV-2401B U/S drain line (End Flange)	312	"	Flange	0	0	0	0	0	0
313	07-03-2026	82-FV-2401B D/S drain line (I/V Gland)	313	"	Valve	0	0	0	0	0	0
314	07-03-2026	82-FV-2401B D/S drain line (I/V Bonnet Flange)	314	"	Bonnet	0	0	0	0	0	0
315	07-03-2026	82-FV-2401B D/S drain line (End Flange)	315	"	Flange	0	0	0	0	0	0
316	07-03-2026	82-PV-1308 (C/V Gland)	316	Insulation	Valve	0	0	0	0	0	0
317	07-03-2026	82-PV-1308 U/S line (I/V Gland)	317	Insulation	Valve	0	0	0	0	0	0
318	07-03-2026	82-PV-1308 U/S drain line (I/V Gland)	318	0.5 Inch	Valve	0	0	0	0	0	0
319	07-03-2026	82-PV-1308 U/S drain line (I/V Bonnet Flange)	319	"	Bonnet	0	0	0	0	0	0

Sr.No.	Date	Location	Tag No.	Line Size	Componenet Type	Screening Value (PPM) before Repair	Emission Kg/Hr	Emission Kg/day	Screening Value (PPM) afterRepair	Emission Kg/Hr	Emission Kg/day
320	07-03-2026	82-PV-1308 U/S drain line (End Flange)	320	"	Flange	0	0	0	0	0	0
321	07-03-2026	82-PV-1308 D/S drain line (I/V Gland)	321	"	Valve	0	0	0	0	0	0
322	07-03-2026	82-PV-1308 D/S drain line (I/V Bonnet Flange)	322	"	Bonnet	0	0	0	0	0	0
323	07-03-2026	82-PV-1308 D/S drain line (End Flange)	323	"	Flange	0	0	0	0	0	0
324	07-03-2026	82-PV-1116 (C/V Gland)	324	3 Inch	Valve	0	0	0	0	0	0
325	07-03-2026	82-PV-1116 (C/V U/S Flange)	325	"	Flange	0	0	0	0	0	0
326	07-03-2026	82-PV-1116 (C/V D/S Flange)	326	"	Flange	0	0	0	0	0	0
327	07-03-2026	82-PV-1116 (C/V Bonnet Flange)	327	"	Bonnet	0	0	0	0	0	0
328	07-03-2026	82-PV-1116 U/S line (I/V Gland)	328	"	Valve	0	0	0	0	0	0
329	07-03-2026	82-PV-1116 U/S line (U/S Flange)	329	"	Flange	0	0	0	0	0	0
330	07-03-2026	82-PV-1116 U/S line (D/S Flange)	330	"	Flange	0	0	0	0	0	0
331	07-03-2026	82-PV-1116 U/S line (I/V Bonnet Flange)	331	"	Bonnet	0	0	0	0	0	0
332	07-03-2026	82-PV-1116 D/S line (I/V Gland)	332	"	Valve	0	0	0	0	0	0
333	07-03-2026	82-PV-1116 D/S line (U/S Flange)	333	"	Flange	0	0	0	0	0	0
334	07-03-2026	82-PV-1116 D/S line (D/S Flange)	334	"	Flange	0	0	0	0	0	0
335	07-03-2026	82-PV-1116 D/S line (I/V Bonnet Flange)	335	"	Bonnet	0	0	0	0	0	0
336	07-03-2026	82-PV-1116 Bypass line (I/V Gland)	336	"	Valve	0	0	0	0	0	0
337	07-03-2026	82-PV-1116 Bypass line (U/S Flange)	337	"	Flange	0	0	0	0	0	0
338	07-03-2026	82-PV-1116 Bypass line (D/S Flange)	338	"	Flange	0	0	0	0	0	0
339	07-03-2026	82-PV-1116 Bypass line (I/V Bonnet Flange)	339	"	Bonnet	0	0	0	0	0	0
340	07-03-2026	82-PV-1116 U/S drain line (I/V Gland)	340	0.5 Inch	Bonnet	0	0	0	0	0	0
341	07-03-2026	82-PV-1116 U/S drain line (I/V Bonnet Flange)	341	"	Flange	0	0	0	0	0	0
342	07-03-2026	82-PV-1116 D/S drain line (I/V Gland)	342	"	Valve	0	0	0	0	0	0
343	07-03-2026	82-PV-1116 D/S drain line (I/V Bonnet Flange)	343	"	Bonnet	0	0	0	0	0	0
344	07-03-2026	82-PV-1006A (C/V Gland)	344	1.5 Inch	Valve	0	0	0	0	0	0
345	07-03-2026	82-PV-1006A (C/V U/S Flange)	345	"	Flange	0	0	0	0	0	0
346	07-03-2026	82-PV-1006A (C/V D/S Flange)	346	"	Flange	0	0	0	0	0	0
347	07-03-2026	82-PV-1006A (C/V Bonnet Flange)	347	"	Bonnet	0	0	0	0	0	0
348	07-03-2026	82-PV-1006A U/S line (I/V Gland)	348	2 Inch	Valve	0	0	0	0	0	0
349	07-03-2026	82-PV-1006A U/S line (I/V Bonnet Flange)	349	"	Bonnet	0	0	0	0	0	0
350	07-03-2026	82-PV-1006A D/S line (I/V Gland)	350	"	Valve	0	0	0	0	0	0
351	07-03-2026	82-PV-1006A D/S line (I/V Bonnet Flange)	351	"	Bonnet	0	0	0	0	0	0
352	07-03-2026	82-PV-1006A Bypass line (I/V Gland)	352	"	Valve	0	0	0	0	0	0
353	07-03-2026	82-PV-1006A Bypass line (I/V Bonnet Flange)	353	"	Bonnet	0	0	0	0	0	0
354	07-03-2026	82-PV-1006A U/S drain line (I/V Gland)	354	0.5 Inch	Bonnet	0	0	0	0	0	0
355	07-03-2026	82-PV-1006A U/S drain line (I/V Bonnet Flange)	355	"	Flange	0	0	0	0	0	0
356	07-03-2026	82-PV-1006A U/S drain line (End Flange)	356	"	Flange	0	0	0	0	0	0
357	07-03-2026	82-PV-1006A D/S drain line (I/V Gland)	357	"	Valve	0	0	0	0	0	0
358	07-03-2026	82-PV-1006A D/S drain line (I/V Bonnet Flange)	358	"	Bonnet	0	0	0	0	0	0
359	07-03-2026	82-PV-1006A D/S drain line (End Flange)	359	"	Flange	0	0	0	0	0	0

Sr.No.	Date	Location	Tag No.	Line Size	Componenet Type	Screening Value (PPM) before Repair	Emission Kg/Hr	Emission Kg/day	Screening Value (PPM) afterRepair	Emission Kg/Hr	Emission Kg/day
360	07-03-2026	82-PV-1006B (C/V Gland)	360	1.5 Inch	Valve	0	0	0	0	0	0
361	07-03-2026	82-PV-1006B (C/V U/S Flange)	361	"	Flange	0	0	0	0	0	0
362	07-03-2026	82-PV-1006B (C/V D/S Flange)	362	"	Flange	0	0	0	0	0	0
363	07-03-2026	82-PV-1006B (C/V Bonnet Flange)	363	"	Bonnet	0	0	0	0	0	0
364	07-03-2026	82-PV-1006B U/S line (I/V Gland)	364	2 Inch	Valve	0	0	0	0	0	0
365	07-03-2026	82-PV-1006B U/S line (I/V Bonnet Flange)	365	"	Bonnet	0	0	0	0	0	0
366	07-03-2026	82-PV-1006B D/S line (I/V Gland)	366	"	Valve	0	0	0	0	0	0
367	07-03-2026	82-PV-1006B D/S line (I/V Bonnet Flange)	367	"	Bonnet	0	0	0	0	0	0
368	07-03-2026	82-PV-1006B Bypass line (I/V Gland)	368	"	Valve	0	0	0	0	0	0
369	07-03-2026	82-PV-1006B Bypass line (I/V Bonnet Flange)	369	"	Bonnet	0	0	0	0	0	0
370	07-03-2026	82-PV-1006B U/S drain line (I/V Gland)	370	0.5 Inch	Bonnet	0	0	0	0	0	0
371	07-03-2026	82-PV-1006B U/S drain line (I/V Bonnet Flange)	371	"	Flange	0	0	0	0	0	0
372	07-03-2026	82-PV-1006B U/S drain line (End Flange)	372	"	Flange	0	0	0	0	0	0
373	07-03-2026	82-PV-1006B D/S drain line (I/V Gland)	373	"	Valve	0	0	0	0	0	0
374	07-03-2026	82-PV-1006B D/S drain line (I/V Bonnet Flange)	374	"	Bonnet	0	0	0	0	0	0
375	07-03-2026	82-PV-1006B D/S drain line (End Flange)	375	"	Flange	0	0	0	0	0	0
376	07-03-2026	82-PSV-2204 (PSV Top Flange)	376	3 Inch	Flange	0	0	0	0	0	0
377	07-03-2026	82-PSV-2204 (PSV U/S Flange)	377	"	Flange	0	0	0	0	0	0
378	07-03-2026	82-PSV-2204 (PSV D/S Flange)	378	"	Flange	0	0	0	0	0	0
379	07-03-2026	82-PSV-2204 U/S line (I/V Gland)	379	"	Valve	0	0	0	0	0	0
380	07-03-2026	82-PSV-2204 U/S line (I/V U/S Flange)	380	"	Flange	0	0	0	0	0	0
381	07-03-2026	82-PSV-2204 U/S line (I/V D/S Flange)	381	"	Flange	0	0	0	0	0	0
382	07-03-2026	82-PSV-2204 U/S line (I/V Bonnet Flange)	382	"	Flange	0	0	0	0	0	0
383	07-03-2026	82-PSV-2204 D/S line (I/V Gland)	383	Insulation	Valve	0	0	0	0	0	0
384	07-03-2026	82-PSV-2204 U/S drain line (I/V Gland)	384	0.5 Inch	Valve	0	0	0	0	0	0
385	07-03-2026	82-PSV-2204 U/S drain line (I/V Bonnet Flange)	385	"	Bonnet	0	0	0	0	0	0
386	07-03-2026	82-PSV-2204 U/S drain line (End Flange)	386	"	Flange	0	0	0	0	0	0
387	07-03-2026	82-PSV-2309 (PSV Top Flange)	387	2 Inch	Flange	0	0	0	0	0	0
388	07-03-2026	82-PSV-2309 (PSV U/S Flange)	388	"	Flange	0	0	0	0	0	0
389	07-03-2026	82-PSV-2309 (PSV D/S Flange)	389	"	Flange	0	0	0	0	0	0
390	07-03-2026	82-PSV-2309 U/S line (I/V Gland)	390	"	Valve	0	0	0	0	0	0
391	07-03-2026	82-PSV-2309 U/S line (I/V U/S Flange)	391	"	Flange	0	0	0	0	0	0
392	07-03-2026	82-PSV-2309 U/S line (I/V D/S Flange)	392	"	Flange	0	0	0	0	0	0
393	07-03-2026	82-PSV-2309 U/S line (I/V Bonnet Flange)	393	"	Flange	0	0	0	0	0	0
394	07-03-2026	82-PSV-2309 D/S line (I/V Gland)	394	Insulation	Valve	0	0	0	0	0	0
395	07-03-2026	82-PSV-2309 East side Bypass line (I/V Gland)	395	Insulation	Valve	0	0	0	0	0	0
396	07-03-2026	82-PSV-2309 West side Bypass line (I/V Gland)	396	Insulation	Valve	0	0	0	0	0	0
397	07-03-2026	82-PSV-2309 Bypass drain line (I/V Gland)	397	0.5 Inch	Valve	0	0	0	0	0	0
398	07-03-2026	82-PSV-2309 Bypass drain line (I/V Bonnet Flange)	398	"	Flange	0	0	0	0	0	0
399	07-03-2026	82-PSV-2309 Bypass drain line (End Flange)	399	"	Flange	0	0	0	0	0	0

Sr.No.	Date	Location	Tag No.	Line Size	Componenet Type	Screening Value (PPM) before Repair	Emission Kg/Hr	Emission Kg/day	Screening Value (PPM) afterRepair	Emission Kg/Hr	Emission Kg/day
400	07-03-2026	82-PSV-2302 (PSV Top Flange)	400	4 Inch	Flange	0	0	0	0	0	0
401	07-03-2026	82-PSV-2302 (PSV U/S Flange)	401	"	Flange	0	0	0	0	0	0
402	07-03-2026	82-PSV-2302 (PSV D/S Flange)	402	"	Flange	0	0	0	0	0	0
403	07-03-2026	82-PSV-2302 U/S line (I/V Gland)	403	"	Valve	0	0	0	0	0	0
404	07-03-2026	82-PSV-2302 U/S line (I/V U/S Flange)	404	"	Flange	0	0	0	0	0	0
405	07-03-2026	82-PSV-2302 U/S line (I/V D/S Flange)	405	"	Flange	0	0	0	0	0	0
406	07-03-2026	82-PSV-2302 U/S line (I/V Bonnet Flange)	406	"	Flange	0	0	0	0	0	0
407	07-03-2026	82-PSV-2302 D/S line (I/V Gland)	407	Insulation	Valve	0	0	0	0	0	0
408	07-03-2026	82-PSV-2302 East side Bypass line (I/V Gland)	408	Insulation	Valve	0	0	0	0	0	0
409	07-03-2026	82-PSV-2302 West side Bypass line (I/V Gland)	409	Insulation	Valve	0	0	0	0	0	0
410	07-03-2026	82-PSV-2302 Bypass drain line (I/V Gland)	410	0.5 Inch	Valve	0	0	0	0	0	0
411	07-03-2026	82-PSV-2302 Bypass drain line (I/V Bonnet Flange)	411	"	Flange	0	0	0	0	0	0
412	07-03-2026	82-PSV-2302 Bypass drain line (End Flange)	412	"	Flange	0	0	0	0	0	0
413	07-03-2026	82-R-02A Inlet line lower/1st (I/V Gland)	413	Insulation	Valve	0	0	0	0	0	0
414	07-03-2026	82-R-02A Inlet line upper/2nd (I/V Gland)	414	Insulation	Valve	0	0	0	0	0	0
415	07-03-2026	82-R-02A Outlet line 1st (I/V Gland)	415	Insulation	Valve	156.4	0.00022	0.00534	156.4	0.00022	0.00534
416	07-03-2026	82-R-02A Outlet line 2nd (I/V Gland)	416	Insulation	Valve	102.7	0.00017	0.00408	102.7	0.00017	0.00408
417	07-03-2026	82-R-02A Ledleg line upper (I/V Gland)	417	Insulation	Valve	0	0	0	0	0	0
418	07-03-2026	82-R-02A Ledleg line lower (I/V Gland)	418	Insulation	Valve	767	0.00062	0.01483	767	0.00062	0.01483
419	07-03-2026	82-R-02A To 82-R-002 A/B Circulating line 1st (I/V Gland)	419	Insulation	Valve	0	0	0	0	0	0
420	07-03-2026	82-R-02A To 82-R-002 A/B Circulating lin 2nd (I/V Gland)	420	Insulation	Valve	0	0	0	0	0	0
421	07-03-2026	82-R-02B Inlet line lower/1st (I/V Gland)	421	Insulation	Valve	0	0	0	0	0	0
422	07-03-2026	82-R-02B Inlet line upper/2nd (I/V Gland)	422	Insulation	Valve	0	0	0	0	0	0
423	07-03-2026	82-R-02B Outlet line 1st (I/V Gland)	423	Insulation	Valve	0	0	0	0	0	0
424	07-03-2026	82-R-02B Outlet line 2nd (I/V Gland)	424	Insulation	Valve	2918	0.00146	0.03498	2918	0.00146	0.03498
425	07-03-2026	82-R-02B Ledleg line upper (I/V Gland)	425	Insulation	Valve	145.3	0.00021	0.00510	145.3	0.00021	0.00510
426	07-03-2026	82-R-02B Ledleg line lower(I/V Gland)	426	Insulation	Valve	8874	0.00298	0.07144	8874	0.00298	0.07144
427	07-03-2026	82-R-02B To 82-R-002 A/B Circulating line 1st (I/V Gland)	427	Insulation	Valve	0	0	0	0	0	0
428	07-03-2026	82-R-02B To 82-R-002 A/B Circulating lin 2nd (I/V Gland)	428	Insulation	Valve	0	0	0	0	0	0
429	07-03-2026	82-R-02B N2 From X-003 To R-02B line 1st (I/V Gland)	429	Insulation	Valve	0	0	0	0	0	0
430	07-03-2026	82-R-02B N2 From X-003 To R-02B line 2nd (I/V Gland)	430	Insulation	Valve	0	0	0	0	0	0

Sr.No.	Date	Location	Tag No.	Line Size	Componenet Type	Screening Value (PPM) before Repair	Emission Kg/Hr	Emission Kg/day	Screening Value (PPM) afterRepair	Emission Kg/Hr	Emission Kg/day
PRIME-G											
1	09-03-2026	102-FV-5101 (C/V Gland)	1	3 Inch	Valve	0	0	0	0	0	0
2	09-03-2026	102-FV-5101 (C/V U/S Flange)	2	"	Flange	0	0	0	0	0	0
3	09-03-2026	102-FV-5101 (C/V D/S Flange)	3	"	Flange	0	0	0	0	0	0
4	09-03-2026	102-FV-5101 (C/V Flange/Bonnet)	4	"	Flange	0	0	0	0	0	0
5	09-03-2026	102-FV-5101 U/S line (I/V Gland)	5	"	Valve	0	0	0	0	0	0
6	09-03-2026	102-FV-5101 U/S line (I/V U/S Flange)	6	"	Flange	0	0	0	0	0	0
7	09-03-2026	102-FV-5101 U/S line (I/V D/S Flange)	7	"	Flange	0	0	0	0	0	0
8	09-03-2026	102-FV-5101 U/S line (I/V Flange/Bonnet)	8	"	Flange	0	0	0	0	0	0
9	09-03-2026	102-FV-5101 D/S line (I/V Gland)	9	"	Valve	0	0	0	0	0	0
10	09-03-2026	102-FV-5101 D/S line (I/V U/S Flange)	10	"	Flange	0	0	0	0	0	0
11	09-03-2026	102-FV-5101 D/S line (I/V D/S Flange)	11	"	Flange	0	0	0	0	0	0
12	09-03-2026	102-FV-5101 D/S line (I/V Flange/Bonnet)	12	"	Flange	0	0	0	0	0	0
13	09-03-2026	102-FV-5101 Bypass line (I/V Gland)	13	2 Inch	Valve	0	0	0	0	0	0
14	09-03-2026	102-FV-5101 Bypass line (I/V Flange/Bonnet)	14	"	Flange	0	0	0	0	0	0
15	09-03-2026	102-FV-5101 Drain line (I/V Gland)	15	0.5 Inch	Valve	0	0	0	0	0	0
16	09-03-2026	102-FV-5101 Bypass line (I/V Flange/Bonnet)	16	"	Flange	0	0	0	0	0	0
17	09-03-2026	102-FV-5101 Bypass line (End Flange)	17	"	Flange	0	0	0	0	0	0
18	09-03-2026	102-FV-5201 (C/V Gland)	18	1.5 Inch	Valve	0	0	0	0	0	0
19	09-03-2026	102-FV-5201 (C/V U/S Flange)	19	"	Flange	0	0	0	0	0	0
20	09-03-2026	102-FV-5201 (C/V D/S Flange)	20	"	Flange	0	0	0	0	0	0
21	09-03-2026	102-FV-5201 (C/V Flange/Bonnet)	21	"	Flange	0	0	0	0	0	0
22	09-03-2026	102-FV-5201 U/S line (I/V Gland)	22	"	Valve	0	0	0	0	0	0
23	09-03-2026	102-FV-5201 U/S line (I/V Flange/Bonnet)	23	"	Flange	0	0	0	0	0	0
24	09-03-2026	102-FV-5201 D/S line (I/V Gland)	24	"	Valve	0	0	0	0	0	0
25	09-03-2026	102-FV-5201 D/S line (I/V Flange/Bonnet)	25	"	Flange	0	0	0	0	0	0
26	09-03-2026	102-FV-5201 Bypass line (I/V Gland)	26	1 Inch	Valve	0	0	0	0	0	0
27	09-03-2026	102-FV-5201 Bypass line (I/V Flange/Bonnet)	27	"	Flange	0	0	0	0	0	0
28	09-03-2026	102-FV-5201 Drain line (I/V Gland)	28	0.5 Inch	Valve	0	0	0	0	0	0
29	09-03-2026	102-FV-5201 Drain line (I/V Flange/Bonnet)	29	"	Flange	0	0	0	0	0	0
30	09-03-2026	102-FV-5201 Drain line (End Flange)	30	"	Flange	0	0	0	0	0	0
31	09-03-2026	102-FV-0201 (C/V Gland)	31	3 Inch	Valve	0	0	0	0	0	0
32	09-03-2026	102-FV-0201 (C/V U/S Flange)	32	"	Flange	0	0	0	0	0	0
33	09-03-2026	102-FV-0201 (C/V D/S Flange)	33	"	Flange	0	0	0	0	0	0
34	09-03-2026	102-FV-0201 (C/V Flange/Bonnet)	34	"	Flange	0	0	0	0	0	0
35	09-03-2026	102-FV-0201 U/S line (I/V Gland)	35	"	Valve	0	0	0	0	0	0
36	09-03-2026	102-FV-0201 U/S line (I/V U/S Flange)	36	"	Flange	0	0	0	0	0	0
37	09-03-2026	102-FV-0201 U/S line (I/V D/S Flange)	37	"	Flange	0	0	0	0	0	0
38	09-03-2026	102-FV-0201 U/S line (I/V Flange/Bonnet)	38	"	Flange	0	0	0	0	0	0
39	09-03-2026	102-FV-0201 D/S line (I/V Gland)	39	"	Valve	0	0	0	0	0	0

Sr.No.	Date	Location	Tag No.	Line Size	Componenet Type	Screening Value (PPM) before Repair	Emission Kg/Hr	Emission Kg/day	Screening Value (PPM) afterRepair	Emission Kg/Hr	Emission Kg/day
40	09-03-2026	102-FV-0201 D/S line (I/V U/S Flange)	40	"	Flange	0	0	0	0	0	0
41	09-03-2026	102-FV-0201 D/S line (I/V D/S Flange)	41	"	Flange	0	0	0	0	0	0
42	09-03-2026	102-FV-0201 D/S line (I/V Flange/Bonnet)	42	"	Flange	0	0	0	0	0	0
43	09-03-2026	102-FV-0201 Bypass line (I/V Gland)	43	2 Inch	Valve	0	0	0	0	0	0
44	09-03-2026	102-FV-0201 Bypass line (I/V U/S Flange)	44	"	Flange	0	0	0	0	0	0
45	09-03-2026	102-FV-0201 Bypass line (I/V D/S Flange)	45	"	Flange	0	0	0	0	0	0
46	09-03-2026	102-FV-0201 Bypass line (I/V Flange/Bonnet)	46	"	Flange	0	0	0	0	0	0
47	09-03-2026	102-FV-0201 Drain line (I/V Gland)	47	0.5 Inch	Valve	0	0	0	0	0	0
48	09-03-2026	102-FV-0201 Drain line (I/V Flange/Bonnet)	48	"	Flange	0	0	0	0	0	0
49	09-03-2026	102-FV-0201 Drain line (End Flange)	49	"	Flange	0	0	0	0	0	0
50	09-03-2026	102-FV-2701 (C/V Gland)	50	4 Inch	Valve	0	0	0	0	0	0
51	09-03-2026	102-FV-2701 (C/V U/S Flange)	51	"	Flange	0	0	0	0	0	0
52	09-03-2026	102-FV-2701 (C/V D/S Flange)	52	"	Flange	0	0	0	0	0	0
53	09-03-2026	102-FV-2701 (C/V Flange/Bonnet)	53	"	Flange	0	0	0	0	0	0
54	09-03-2026	102-FV-2701 U/S line (I/V Gland)	54	3 Inch	Valve	0	0	0	0	0	0
55	09-03-2026	102-FV-2701 U/S line (I/V U/S Flange)	55	"	Flange	0	0	0	0	0	0
56	09-03-2026	102-FV-2701 U/S line (I/V D/S Flange)	56	"	Flange	0	0	0	0	0	0
57	09-03-2026	102-FV-2701 U/S line (I/V Flange/Bonnet)	57	"	Flange	0	0	0	0	0	0
58	09-03-2026	102-FV-2701 D/S line (I/V Gland)	58	4 Inch	Valve	0	0	0	0	0	0
59	09-03-2026	102-FV-2701 D/S line (I/V U/S Flange)	59	"	Flange	0	0	0	0	0	0
60	09-03-2026	102-FV-2701 D/S line (I/V D/S Flange)	60	"	Flange	0	0	0	0	0	0
61	09-03-2026	102-FV-2701 D/S line (I/V Flange/Bonnet)	61	"	Flange	0	0	0	0	0	0
62	09-03-2026	102-FV-2701 Bypass line (I/V Gland)	62	1.5 Inch	Valve	0	0	0	0	0	0
63	09-03-2026	102-FV-2701 Bypass line (I/V U/S Flange)	63	"	Flange	0	0	0	0	0	0
64	09-03-2026	102-FV-2701 Bypass line (I/V D/S Flange)	64	"	Flange	0	0	0	0	0	0
65	09-03-2026	102-FV-2701 Bypass line (I/V Flange/Bonnet)	65	"	Flange	0	0	0	0	0	0
66	09-03-2026	102-FV-2701 Drain line (I/V Gland)	66	0.5 Inch	Valve	0	0	0	0	0	0
67	09-03-2026	102-FV-2701 Drain line (I/V Flange/Bonnet)	67	"	Flange	0	0	0	0	0	0
68	09-03-2026	102-FV-2701 Drain line (End Flange)	68	"	Flange	0	0	0	0	0	0
69	09-03-2026	102-FV-02702 (C/V Gland)	69	4 Inch	Valve	0	0	0	0	0	0
70	09-03-2026	102-FV-02702 (C/V U/S Flange)	70	"	Flange	0	0	0	0	0	0
71	09-03-2026	102-FV-02702 (C/V D/S Flange)	71	"	Flange	0	0	0	0	0	0
72	09-03-2026	102-FV-02702 (C/V Flange/Bonnet)	72	"	Flange	0	0	0	0	0	0
73	09-03-2026	102-FV-02702 U/S line (I/V Gland)	73	3 Inch	Valve	0	0	0	0	0	0
74	09-03-2026	102-FV-02702 U/S line (I/V U/S Flange)	74	"	Flange	0	0	0	0	0	0
75	09-03-2026	102-FV-02702 U/S line (I/V D/S Flange)	75	"	Flange	0	0	0	0	0	0
76	09-03-2026	102-FV-02702 U/S line (I/V Flange/Bonnet)	76	"	Flange	0	0	0	0	0	0
77	09-03-2026	102-FV-02702 D/S line (I/V Gland)	77	"	Valve	0	0	0	0	0	0
78	09-03-2026	102-FV-02702 D/S line (I/V U/S Flange)	78	"	Flange	0	0	0	0	0	0
79	09-03-2026	102-FV-02702 D/S line (I/V D/S Flange)	79	"	Flange	0	0	0	0	0	0

Sr.No.	Date	Location	Tag No.	Line Size	Componenet Type	Screening Value (PPM) before Repair	Emission Kg/Hr	Emission Kg/day	Screening Value (PPM) afterRepair	Emission Kg/Hr	Emission Kg/day
80	09-03-2026	102-FV-02702 D/S line (I/V Flange/Bonnet)	80	"	Flange	0	0	0	0	0	0
81	09-03-2026	102-FV-02702 Bypass line (I/V Gland)	81	"	Valve	0	0	0	0	0	0
82	09-03-2026	102-FV-02702 Bypass line (I/V U/S Flange)	82	"	Flange	0	0	0	0	0	0
83	09-03-2026	102-FV-02702 Bypass line (I/V D/S Flange)	83	"	Flange	0	0	0	0	0	0
84	09-03-2026	102-FV-02702 Bypass line (I/V Flange/Bonnet)	84	"	Flange	0	0	0	0	0	0
85	09-03-2026	102-FV-02702 U/S drain line (I/V Gland)	85	0.5 Inch	Valve	0	0	0	0	0	0
86	09-03-2026	102-FV-02702 U/S drain line (I/V Flange/Bonnet)	86	"	Flange	0	0	0	0	0	0
87	09-03-2026	102-FV-02702 U/S drain line (End Flange)	87	"	Flange	0	0	0	0	0	0
88	09-03-2026	102-FV-02702 D/S drain line (I/V Gland)	88	0.5 Inch	Valve	0	0	0	0	0	0
89	09-03-2026	102-FV-02702 D/S drain line (I/V Flange/Bonnet)	89	"	Flange	0	0	0	0	0	0
90	09-03-2026	102-FV-02702 D/S drain line (End Flange)	90	"	Flange	0	0	0	0	0	0
91	09-03-2026	102-FV-0801 (C/V Gland)	91	Insulation	Valve	0	0	0	0	0	0
92	09-03-2026	102-FV-0801 U/S line (I/V Gland)	92	"	Valve	0	0	0	0	0	0
93	09-03-2026	102-FV-0801 D/S line (I/V Gland)	93	"	Valve	0	0	0	0	0	0
94	09-03-2026	102-FV-0801 Bypass line upper (I/V Gland)	94	"	Valve	0	0	0	0	0	0
95	09-03-2026	102-FV-0801 Bypass line lower (I/V Gland)	95	"	Valve	0	0	0	0	0	0
96	09-03-2026	102-FV-0801 Drain line (I/V Gland)	96	0.5 Inch	Valve	0	0	0	0	0	0
97	09-03-2026	102-FV-0801 Drain line (I/V Flange/Bonnet)	97	"	Flange	0	0	0	0	0	0
98	09-03-2026	102-FV-0801 Drain line (End Flange)	98	"	Flange	0	0	0	0	0	0
99	09-03-2026	102-FV-0802 (C/V Gland)	99	Insulation	Valve	0	0	0	0	0	0
100	09-03-2026	102-FV-0802 U/S line (I/V Gland)	100	"	Valve	0	0	0	0	0	0
101	09-03-2026	102-FV-0802 D/S line (I/V Gland)	101	"	Valve	0	0	0	0	0	0
102	09-03-2026	102-FV-0802 Bypass line (I/V Gland)	102	"	Valve	0	0	0	0	0	0
103	09-03-2026	102-FV-0802 U/S line Drain (I/V Gland)	103	0.5 Inch	Valve	0	0	0	0	0	0
104	09-03-2026	102-FV-0802 U/S line Drain (I/V Flange/Bonnet)	104	"	Flange	0	0	0	0	0	0
105	09-03-2026	102-FV-0802 U/S line Drain (End Flange)	105	"	Flange	0	0	0	0	0	0
106	09-03-2026	102-FV-0802 D/S line Drain (I/V Gland)	106	0.5 Inch	Valve	0	0	0	0	0	0
107	09-03-2026	102-FV-0802 D/S line Drain (I/V Flange/Bonnet)	107	"	Flange	0	0	0	0	0	0
108	09-03-2026	102-FV-0802 D/S line Drain (End Flange)	108	"	Flange	0	0	0	0	0	0
109	09-03-2026	102-FV-2301 (C/V Gland)	109	Insulation	Valve	0	0	0	0	0	0
110	09-03-2026	102-FV-2301 U/S line (I/V Gland)	110	"	Valve	0	0	0	0	0	0
111	09-03-2026	102-FV-2301 D/S line (I/V Gland)	111	"	Valve	0	0	0	0	0	0
112	09-03-2026	102-FV-2301 Bypass line (I/V Gland)	112	"	Valve	0	0	0	0	0	0
113	09-03-2026	102-FV-0802 Drain line (I/V Gland)	113	0.5 Inch	Valve	0	0	0	0	0	0
114	09-03-2026	102-FV-0802 U/S Drain line (I/V Flange/Bonnet)	114	"	Flange	0	0	0	0	0	0
115	09-03-2026	102-FV-0802 Drain line (End Flange)	115	"	Flange	0	0	0	0	0	0
116	09-03-2026	102-FV-1301 (C/V Gland)	116	Insulation	Valve	0	0	0	0	0	0
117	09-03-2026	102-FV-1301 U/S line (I/V Gland)	117	"	Valve	0	0	0	0	0	0
118	09-03-2026	102-FV-1301 D/S line (I/V Gland)	118	"	Valve	0	0	0	0	0	0
119	09-03-2026	102-FV-1301 Bypass line (I/V Gland)	119	"	Valve	0	0	0	0	0	0

Sr.No.	Date	Location	Tag No.	Line Size	Componenet Type	Screening Value (PPM) before Repair	Emission Kg/Hr	Emission Kg/day	Screening Value (PPM) afterRepair	Emission Kg/Hr	Emission Kg/day
120	09-03-2026	102-FV-1301 Drain line (I/V Gland)	120	0.5 Inch	Valve	0	0	0	0	0	0
121	09-03-2026	102-FV-1301 U/S Drain line (I/V Flange/Bonnet)	121	"	Flange	0	0	0	0	0	0
122	09-03-2026	102-FV-1301 Drain line (End Flange)	122	"	Flange	0	0	0	0	0	0
123	09-03-2026	102-F-001 FG Burner no.01 (Audco valve Gland)	123	Insulation	Valve	0	0	0	0	0	0
124	09-03-2026	102-F-001 FG Burner no.01 line (I/V Gland)	124	"	Valve	0	0	0	0	0	0
125	09-03-2026	102-F-001 FG Burner no.01 line (Inlet flange)	125	"	Flange	0	0	0	0	0	0
126	09-03-2026	102-F-001 Pilot Burner no.01 line (Inlet flange)	126	"	Flange	0	0	0	0	0	0
127	09-03-2026	102-F-001 Pilot Burner no.01 line (I/V Gland)	127	"	Valve	0	0	0	0	0	0
128	09-03-2026	102-F-001 FG Burner no.02 (Audco valve Gland)	128	"	Valve	0	0	0	0	0	0
129	09-03-2026	102-F-001 FG Burner no.02 line (I/V Gland)	129	"	Valve	0	0	0	0	0	0
130	09-03-2026	102-F-001 FG Burner no.02 line (Inlet flange)	130	"	Flange	0	0	0	0	0	0
131	09-03-2026	102-F-001 Pilot Burner no.02 line (Inlet flange)	131	"	Flange	0	0	0	0	0	0
132	09-03-2026	102-F-001 Pilot Burner no.02 line (I/V Gland)	132	"	Valve	0	0	0	0	0	0
133	09-03-2026	102-F-001 FG Burner no.03 (Audco valve Gland)	133	"	Valve	0	0	0	0	0	0
134	09-03-2026	102-F-001 FG Burner no.03 line (I/V Gland)	134	"	Valve	0	0	0	0	0	0
135	09-03-2026	102-F-001 FG Burner no.03 line (Inlet flange)	135	"	Flange	0	0	0	0	0	0
136	09-03-2026	102-F-001 Pilot Burner no.03 line (Inlet flange)	136	"	Flange	0	0	0	0	0	0
137	09-03-2026	102-F-001Pilot Burner no.03 line (I/V Gland)	137	"	Valve	0	0	0	0	0	0
138	09-03-2026	102-F-002 FG Burner no.01 (Audco valve Gland)	138	Insulation	Valve	0	0	0	0	0	0
139	09-03-2026	102-F-002 FG Burner no.01 (I/V Gland)	139	"	Valve	0	0	0	0	0	0
140	09-03-2026	102-F-002 FG Burner no.01 line (Inlet flange)	140	"	Flange	0	0	0	0	0	0
141	09-03-2026	102-F-002 Pilot Burner no.01 line (Inlet flange)	141	"	Flange	0	0	0	0	0	0
142	09-03-2026	102-F-002 Pilot Burner no.01 (I/V Gland)	142	"	Valve	0	0	0	0	0	0
143	09-03-2026	102-F-002 FG Burner no.02 (Audco valve Gland)	143	"	Valve	0	0	0	0	0	0
144	09-03-2026	102-F-002 FG Burner no.02 (I/V Gland)	144	"	Valve	0	0	0	0	0	0
145	09-03-2026	102-F-002 FG Burner no.02 line (Inlet flange)	145	"	Flange	0	0	0	0	0	0
146	09-03-2026	102-F-002 Pilot Burner no.02 line (Inlet flange)	146	"	Flange	0	0	0	0	0	0
147	09-03-2026	102-F-002 Pilot Burner no.02 (I/V Gland)	147	"	Valve	0	0	0	0	0	0
148	09-03-2026	102-F-002 FG Burner no.03 (Audco valve Gland)	148	"	Valve	0	0	0	0	0	0
149	09-03-2026	102-F-002 FG Burner no.03 (I/V Gland)	149	"	Valve	0	0	0	0	0	0
150	09-03-2026	102-F-002 FG Burner no.03 line (Inlet flange)	150	"	Flange	0	0	0	0	0	0
151	09-03-2026	102-F-002 Pilot Burner no.03 line (Inlet flange)	151	"	Flange	0	0	0	0	0	0
152	09-03-2026	102-F-002 Pilot Burner no.03 (I/V Gland)	152	"	Valve	0	0	0	0	0	0
153	09-03-2026	102-PM-03A Suction line (I/V Gland)	153	4 Inch	Valve	168.8	0.000234	0.00561 3117	168.8	0.000 234	0.005613 117
154	09-03-2026	102-PM-03A Suction line (I/V U/S Flange)	154	"	Flange	0	0	0	0	0	0
155	09-03-2026	102-PM-03A Suction line (I/V D/S Flange)	155	"	Flange	0	0	0	0	0	0
156	09-03-2026	102-PM-03A Suction line (I/V Flange/Bonnet)	156	"	Flange	0	0	0	0	0	0
157	09-03-2026	102-PM-03A Discharge line (I/V Gland)	157	Insulation	Valve	0	0	0	0	0	0
158	09-03-2026	102-PM-03B Suctione line (I/V Gland)	158	Insulation	Valve	0	0	0	0	0	0
159	09-03-2026	102-PM-03B Discharge line (I/V Gland)	159	3 Inch	Valve	0	0	0	0	0	0

Sr.No.	Date	Location	Tag No.	Line Size	Componenet Type	Screening Value (PPM) before Repair	Emission Kg/Hr	Emission Kg/day	Screening Value (PPM) afterRepair	Emission Kg/Hr	Emission Kg/day
160	09-03-2026	102-PM-03B Discharge line (I/V U/S Flange)	160	"	Flange	0	0	0	0	0	0
161	09-03-2026	102-PM-03B Discharge line (I/V D/S Flange)	161	"	Flange	0	0	0	0	0	0
162	09-03-2026	102-PM-03B Discharge line (I/V Flange/Bonnet)	162	"	Flange	0	0	0	0	0	0
163	09-03-2026	102-PM-03B Discharg drain line (I/V Gland)	163	0.5 Inch	Valve	0	0	0	0	0	0
164	09-03-2026	102-PM-02B Suction line (I/V Gland)	164	6 Inch	Valve	0	0	0	0	0	0
165	09-03-2026	102-PM-02B Suction line (I/V U/S Flange)	165	"	Flange	0	0	0	0	0	0
166	09-03-2026	102-PM-02B Suction line (I/V D/S Flange)	166	"	Flange	19.3	0.000366186	0.008788464	19.3	0.00036618 6	0.008788464
167	09-03-2026	102-PM-02B Suction line (I/V Flange/Bonnet)	167	"	Flange	0	0	0	0	0	0
168	09-03-2026	102-PM-02B Discharge line (I/V Gland)	168	4 Inch	Valve	0	0	0	0	0	0
169	09-03-2026	102-PM-02B Discharge line (I/V U/S Flange)	169	"	Flange	0	0	0	0	0	0
170	09-03-2026	102-PM-02B Discharge line (I/V D/S Flange)	170	"	Flange	0	0	0	0	0	0
171	09-03-2026	102-PM-02B Discharge line (I/V Flange/Bonnet)	171	"	Flange	0	0	0	0	0	0
172	09-03-2026	102-PM-02B Discharge line (NRV Top Flange)	172	"	Flange	0	0	0	0	0	0
173	09-03-2026	102-PM-02B Discharge line (NRV U/S Flange)	173	"	Flange	0	0	0	0	0	0
174	09-03-2026	102-PM-02B Discharge line (NRV D/S Flange)	174	"	Flange	0	0	0	0	0	0
175	09-03-2026	102-PM-02B Discharge line drain (I/V Gland)	175	0.5 Inch	Valve	0	0	0	0	0	0
176	09-03-2026	102-PM-02B Discharge line drain (I/V Flange/Bonnet)	176	"	Flange	0	0	0	0	0	0
177	09-03-2026	102-PM-02B Discharge line drain (End Flange)	177	"	Flange	0	0	0	0	0	0
178	09-03-2026	102-PM-02B Suction line drain (I/V Gland)	178	"	Valve	0	0	0	0	0	0
179	09-03-2026	102-PM-02B Suction line drain (I/V Flange/Bonnet)	179	"	Flange	0	0	0	0	0	0
180	09-03-2026	102-PM-02B Suction line drain (End Flange)	180	"	Flange	0	0	0	0	0	0
181	09-03-2026	102-PM-02A Suction line (I/V Gland)	181	6 Inch	Valve	0	0	0	0	0	0
182	09-03-2026	102-PM-02A Suction line (I/V U/S Flange)	182	"	Flange	0	0	0	0	0	0
183	09-03-2026	102-PM-02A Suction line (I/V D/S Flange)	183	"	Flange	0	0	0	0	0	0
184	09-03-2026	102-PM-02A Suction line (I/V Flange/Bonnet)	184	"	Flange	0	0	0	0	0	0
185	09-03-2026	102-PM-02A Discharge line (I/V Gland)	185	4 Inch	Valve	0	0	0	0	0	0
186	09-03-2026	102-PM-02A Discharge line (I/V U/S Flange)	186	"	Flange	39.5	0.00060715	0.0145716	39.5	0.00060715	0.0145716
187	09-03-2026	102-PM-02A Discharge line (I/V D/S Flange)	187	"	Flange	0	0	0	0	0	0
188	09-03-2026	102-PM-02A Discharge line (I/V Flange/Bonnet)	188	"	Flange	0	0	0	0	0	0
189	09-03-2026	102-PM-02A Discharge line (NRV Top Flange)	189	"	Flange	0	0	0	0	0	0
190	09-03-2026	102-PM-02A Discharge line (NRV U/S Flange)	190	"	Flange	0	0	0	0	0	0
191	09-03-2026	102-PM-02A Discharge line (NRV D/S Flange)	191	"	Flange	0	0	0	0	0	0
192	09-03-2026	102-PM-02A Discharge line drain (I/V Gland)	192	0.5 Inch	Valve	0	0	0	0	0	0
193	09-03-2026	102-PM-02A Discharge line drain (I/V Flange/Bonnet)	193	"	Flange	0	0	0	0	0	0
194	09-03-2026	102-PM-02A Discharge line drain (End Flange)	194	"	Flange	0	0	0	0	0	0
195	09-03-2026	102-PM-02A Suction line drain (I/V Gland)	195	"	Valve	0	0	0	0	0	0
196	09-03-2026	102-PM-02A Suction line drain (I/V Flange/Bonnet)	196	"	Flange	0	0	0	0	0	0
197	09-03-2026	102-PM-02A Suction line drain (End Flange)	197	"	Flange	0	0	0	0	0	0
198	09-03-2026	102-PM-010A Suction line (I/V Gland)	198	3 Inch	Valve	0	0	0	0	0	0

Sr.No.	Date	Location	Tag No.	Line Size	Componenet Type	Screening Value (PPM) before Repair	Emission Kg/Hr	Emission Kg/day	Screening Value (PPM) afterRepair	Emission Kg/Hr	Emission Kg/day
199	09-03-2026	102-PM-010A Suction line (I/V U/S Flange)	199	"	Flange	0	0	0	0	0	0
200	09-03-2026	102-PM-010A Suction line (I/V D/S Flange)	200	"	Flange	0	0	0	0	0	0
201	09-03-2026	102-PM-010A Suction line (I/V Flange/Bonnet)	201	"	Flange	0	0	0	0	0	0
202	09-03-2026	102-PM-010A Discharge line (I/V Gland)	202	2Inch	Valve	0	0	0	0	0	0
203	09-03-2026	102-PM-010A Discharge line (I/V U/S Flange)	203	"	Flange	0	0	0	0	0	0
204	09-03-2026	102-PM-010A Discharge line (I/V D/S Flange)	204	"	Flange	0	0	0	0	0	0
205	09-03-2026	102-PM-010A Discharge line (I/V Flange/Bonnet)	205	"	Flange	0	0	0	0	0	0
206	09-03-2026	102-PM-010A Discharge line (NRV Top Flange)	206	"	Flange	0	0	0	0	0	0
207	09-03-2026	102-PM-010A Discharge line (NRV U/S Flange)	207	"	Flange	0	0	0	0	0	0
208	09-03-2026	102-PM-010A Discharge line (NRV D/S Flange)	208	"	Flange	0	0	0	0	0	0
209	09-03-2026	102-PM-010B Suction line (I/V Gland)	209	3 Inch	Valve	0	0	0	0	0	0
210	09-03-2026	102-PM-010B Suction line (I/V U/S Flange)	210	"	Flange	0	0	0	0	0	0
211	09-03-2026	102-PM-010B Suction line (I/V D/S Flange)	211	"	Flange	0	0	0	0	0	0
212	09-03-2026	102-PM-010B Suction line (I/V Flange/Bonnet)	212	"	Flange	0	0	0	0	0	0
213	09-03-2026	102-PM-010B Discharge line (I/V Gland)	213	2Inch	Valve	0	0	0	0	0	0
214	09-03-2026	102-PM-010B Discharge line (I/V U/S Flange)	214	"	Flange	0	0	0	0	0	0
215	09-03-2026	102-PM-010B Discharge line (I/V D/S Flange)	215	"	Flange	0	0	0	0	0	0
216	09-03-2026	102-PM-010B Discharge line (I/V Flange/Bonnet)	216	"	Flange	0	0	0	0	0	0
217	09-03-2026	102-PM-010B Discharge line (NRV Top Flange)	217	"	Flange	0	0	0	0	0	0
218	09-03-2026	102-PM-010B Discharge line (NRV U/S Flange)	218	"	Flange	0	0	0	0	0	0
219	09-03-2026	102-PM-010B Discharge line (NRV D/S Flange)	219	"	Flange	0	0	0	0	0	0
220	09-03-2026	102-PM-05A Suction line (I/V Gland)	220	Insulation	Valve	0	0	0	0	0	0
221	09-03-2026	102-PM-05A Discharge line (I/V Gland)	221	"	Valve	0	0	0	0	0	0
222	09-03-2026	102-PM-05B Suction line (I/V Gland)	222	Insulation	Valve	0	0	0	0	0	0
223	09-03-2026	102-PM-05B Discharge line (I/V Gland)	223	"	Valve	0	0	0	0	0	0
224	09-03-2026	102-PM-011A Suction line (I/V Gland)	224	Insulation	Valve	0	0	0	0	0	0
225	09-03-2026	102-PM-011A Discharge line (I/V Gland)	225	"	Valve	0	0	0	0	0	0
226	09-03-2026	102-PM-011B Suction line (I/V Gland)	226	Insulation	Valve	0	0	0	0	0	0
227	09-03-2026	102-PM-011B Discharge line (I/V Gland)	227	"	Valve	0	0	0	0	0	0
228	09-03-2026	102-PM-06A Suction line (I/V Gland)	228	Insulation	Valve	0	0	0	0	0	0
229	09-03-2026	102-PM-06A Discharge line (I/V Gland)	229	"	Valve	0	0	0	0	0	0
230	09-03-2026	102-PM-06B Suction line (I/V Gland)	230	Insulation	Valve	0	0	0	0	0	0
231	09-03-2026	102-PM-06B Discharge line (I/V Gland)	231	"	Valve	0	0	0	0	0	0
232	09-03-2026	102-PM-09A Suction line (I/V Gland)	232	Insulation	Valve	0	0	0	0	0	0
233	09-03-2026	102-PM-09A Discharge line (I/V Gland)	233	"	Valve	0	0	0	0	0	0
234	09-03-2026	102-PM-09B Suction line (I/V Gland)	234	Insulation	Valve	0	0	0	0	0	0
235	09-03-2026	102-PM-09B Discharge line (I/V Gland)	235	"	Valve	0	0	0	0	0	0
236	09-03-2026	102-FV-2501 (C/V Gland)	236	2 Inch	Valve	0	0	0	0	0	0
237	09-03-2026	102-FV-2501 (C/V U/S Flange)	237	"	Flange	0	0	0	0	0	0
238	09-03-2026	102-FV-2501 (C/V D/S Flange)	238	"	Flange	0	0	0	0	0	0

Sr.No.	Date	Location	Tag No.	Line Size	Componenet Type	Screening Value (PPM) before Repair	Emission Kg/Hr	Emission Kg/day	Screening Value (PPM) afterRepair	Emission Kg/Hr	Emission Kg/day
239	09-03-2026	102-FV-2501 (C/V Flange/Bonnet)	239	"	Flange	0	0	0	0	0	0
240	09-03-2026	102-FV-2501 U/S line (I/V Gland)	240	"	Valve	0	0	0	0	0	0
241	09-03-2026	102-FV-2501 U/S line (I/V U/S Flange)	241	"	Flange	0	0	0	0	0	0
242	09-03-2026	102-FV-2501 U/S line (I/V D/S Flange)	242	"	Flange	0	0	0	0	0	0
243	09-03-2026	102-FV-2501 U/S line (I/V Flange/Bonnet)	243	"	Flange	0	0	0	0	0	0
244	09-03-2026	102-FV-2501 D/S line (I/V Gland)	244	"	Valve	0	0	0	0	0	0
245	09-03-2026	102-FV-2501 D/S line (I/V U/S Flange)	245	"	Flange	0	0	0	0	0	0
246	09-03-2026	102-FV-2501 D/S line (I/V D/S Flange)	246	"	Flange	0	0	0	0	0	0
247	09-03-2026	102-FV-2501 D/S line (I/V Flange/Bonnet)	247	"	Flange	0	0	0	0	0	0
248	09-03-2026	102-FV-2501 Bypass line (I/V Gland)	248	1 Inch	Valve	0	0	0	0	0	0
249	09-03-2026	102-FV-2501 Bypass line (I/V U/S Flange)	249	"	Flange	0	0	0	0	0	0
250	09-03-2026	102-FV-2501 Bypass line (I/V D/S Flange)	250	"	Flange	0	0	0	0	0	0
251	09-03-2026	102-FV-2501 Bypass line (I/V Flange/Bonnet)	251	"	Flange	0	0	0	0	0	0
252	09-03-2026	102-FV-2501 Drain line (I/V Gland)	252	0.5 Inch	Valve	0	0	0	0	0	0
253	09-03-2026	102-FV-2501 Drain line (I/V Flange/Bonnet)	253	"	Flange	0	0	0	0	0	0
254	09-03-2026	102-FV-2501 Drain line (End Flange)	254	"	Flange	0	0	0	0	0	0
255	09-03-2026	102-FV-1001 (C/V Gland)	255	Insulation	Valve	0	0	0	0	0	0
256	09-03-2026	102-FV-1001 U/S line (I/V Gland)	256	"	Valve	0	0	0	0	0	0
257	09-03-2026	102-FV-1001 D/S line (I/V Gland)	257	"	Valve	0	0	0	0	0	0
258	09-03-2026	102-FV-1001 Drain line (I/V Gland)	258	0.5 Inch	Valve	0	0	0	0	0	0
259	09-03-2026	102-FV-1001 Drain line (I/V Flange/Bonnet)	259	"	Flange	0	0	0	0	0	0
260	09-03-2026	102-FV-1001 Drain line (End Flange)	260	"	Flange	0	0	0	0	0	0
261	09-03-2026	102-PSV-902A (PSV Top Flange)	261	2 Inch	Flange	0	0	0	0	0	0
262	09-03-2026	102-PSV-902A (PSV U/S Flange)	262	"	Flange	0	0	0	0	0	0
263	09-03-2026	102-PSV-902A (PSV D/S Flange)	263	"	Flange	0	0	0	0	0	0
264	09-03-2026	102-PSV-902A D/S line (I/V Gland)	264	4 Inch	Valve	0	0	0	0	0	0
265	09-03-2026	102-PSV-902A D/S line (I/V U/S Flange)	265	"	Flange	0	0	0	0	0	0
266	09-03-2026	102-PSV-902A D/S line (I/V D/S Flange)	266	"	Flange	0	0	0	0	0	0
267	09-03-2026	102-PSV-902A D/S line (I/V Flange/Bonnet)	267	"	Flange	0	0	0	0	0	0
268	09-03-2026	102-PSV-902A D/S drain line (I/V Gland)	268	0.5 Inch	Valve	0	0	0	0	0	0
269	09-03-2026	102-PSV-902A D/S drain line (I/V Flange/Bonnet)	269	"	Flange	0	0	0	0	0	0
270	09-03-2026	102-PSV-902A D/S drain line (End Flange)	270	"	Flange	0	0	0	0	0	0
271	09-03-2026	102-PSV-902A Bypass line(North) (I/V Gland)	271	2 Inch	Valve	0	0	0	0	0	0
272	09-03-2026	102-PSV-902A Bypass line(North) (I/V U/S Flange)	272	"	Flange	0	0	0	0	0	0
273	09-03-2026	102-PSV-902A Bypass line(North) (I/V D/S Flange)	273	"	Flange	0	0	0	0	0	0
274	09-03-2026	102-PSV-902A Bypass line(North) (I/V Flange/Bonnet)	274	"	Flange	0	0	0	0	0	0
275	09-03-2026	102-PSV-902A Bypass line(South) (I/V Gland)	275	"	Valve	0	0	0	0	0	0
276	09-03-2026	102-PSV-902A Bypass drain line (I/V Gland)	276	0.5 Inch	Valve	0	0	0	0	0	0
277	09-03-2026	102-PSV-902A Bypass line (I/V Flange/Bonnet)	277	"	Flange	0	0	0	0	0	0
278	09-03-2026	102-PSV-902A Bypass drain line (End Flange)	278	"	Flange	0	0	0	0	0	0

Sr.No.	Date	Location	Tag No.	Line Size	Componenet Type	Screening Value (PPM) before Repair	Emission Kg/Hr	Emission Kg/day	Screening Value (PPM) afterRepair	Emission Kg/Hr	Emission Kg/day
279	09-03-2026	102-PSV-902B (PSV Top Flange)	279	2 Inch	Flange	0	0	0	0	0	0
280	09-03-2026	102-PSV-902B (PSV U/S Flange)	280	"	Flange	0	0	0	0	0	0
281	09-03-2026	102-PSV-902B (PSV D/S Flange)	281	"	Flange	0	0	0	0	0	0
282	09-03-2026	102-PSV-902B D/S line (I/V Gland)	282	4 Inch	Valve	0	0	0	0	0	0
283	09-03-2026	102-PSV-902B D/S line (I/V U/S Flange)	283	"	Flange	0	0	0	0	0	0
284	09-03-2026	102-PSV-902B D/S line (I/V D/S Flange)	284	"	Flange	0	0	0	0	0	0
285	09-03-2026	102-PSV-902B D/S line (I/V Flange/Bonnet)	285	"	Flange	0	0	0	0	0	0
286	09-03-2026	102-PSV-902B D/S drain line (I/V Gland)	286	0.5 Inch	Valve	0	0	0	0	0	0
287	09-03-2026	102-PSV-902B D/S drain line (I/V Flange/Bonnet)	287	"	Flange	0	0	0	0	0	0
288	09-03-2026	102-PSV-902B D/S drain line (End Flange)	288	"	Flange	0	0	0	0	0	0
289	09-03-2026	102-PSV-902B Bypass line(North) (I/V Gland)	289	2 Inch	Valve	0	0	0	0	0	0
290	09-03-2026	102-PSV-902B Bypass line(North) (I/V U/S Flange)	290	"	Flange	0	0	0	0	0	0
291	09-03-2026	102-PSV-902B Bypass line(North) (I/V D/S Flange)	291	"	Flange	0	0	0	0	0	0
292	09-03-2026	102-PSV-902B Bypass line(North) (I/V Flange/Bonnet)	292	"	Flange	0	0	0	0	0	0
293	09-03-2026	102-PSV-902B Bypass line(South) (I/V Gland)	293	"	Valve	0	0	0	0	0	0
294	09-03-2026	102-PSV-902B Bypass drain line (I/V Gland)	294	0.5 Inch	Valve	0	0	0	0	0	0
295	09-03-2026	102-PSV-902B Bypass line (I/V Flange/Bonnet)	295	"	Flange	0	0	0	0	0	0
296	09-03-2026	102-PSV-902B Bypass drain line (End Flange)	296	"	Flange	0	0	0	0	0	0
297	09-03-2026	102-PSV-402A (PSV Top Flange)	297	2 Inch	Flange	0	0	0	0	0	0
298	09-03-2026	102-PSV-402A (PSV U/S Flange)	298	"	Flange	0	0	0	0	0	0
299	09-03-2026	102-PSV-402A (PSV D/S Flange)	299	"	Flange	0	0	0	0	0	0
300	09-03-2026	102-PSV-402A D/S line (I/V Gland)	300	4 Inch	Valve	0	0	0	0	0	0
301	09-03-2026	102-PSV-402A D/S line (I/V U/S Flange)	301	"	Flange	0	0	0	0	0	0
302	09-03-2026	102-PSV-402A D/S line (I/V D/S Flange)	302	"	Flange	0	0	0	0	0	0
303	09-03-2026	102-PSV-402A D/S line (I/V Flange/Bonnet)	303	"	Flange	0	0	0	0	0	0
304	09-03-2026	102-PSV-402A D/S drain line (I/V Gland)	304	0.5 Inch	Valve	0	0	0	0	0	0
305	09-03-2026	102-PSV-402A D/S drain line (I/V Flange/Bonnet)	305	"	Flange	0	0	0	0	0	0
306	09-03-2026	102-PSV-402A D/S drain line (End Flange)	306	"	Flange	0	0	0	0	0	0
307	09-03-2026	102-PSV-402A Bypass line(North) (I/V Gland)	307	2 Inch	Valve	0	0	0	0	0	0
308	09-03-2026	102-PSV-402A Bypass line(North) (I/V U/S Flange)	308	"	Flange	0	0	0	0	0	0
309	09-03-2026	102-PSV-402A Bypass line(North) (I/V D/S Flange)	309	"	Flange	0	0	0	0	0	0
310	09-03-2026	102-PSV-402A Bypass line(North) (I/V Flange/Bonnet)	310	"	Flange	0	0	0	0	0	0
311	09-03-2026	102-PSV-402A Bypass line(South) (I/V Gland)	311	"	Valve	0	0	0	0	0	0
312	09-03-2026	102-PSV-402A Bypass drain line (I/V Gland)	312	0.5 Inch	Valve	0	0	0	0	0	0
313	09-03-2026	102-PSV-402A Bypass line (I/V Flange/Bonnet)	313	"	Flange	0	0	0	0	0	0
314	09-03-2026	102-PSV-402A Bypass drain line (End Flange)	314	"	Flange	0	0	0	0	0	0
315	09-03-2026	102-PSV-402B (PSV Top Flange)	315	1.5 Inch	Flange	0	0	0	0	0	0
316	09-03-2026	102-PSV-402B (PSV U/S Flange)	316	"	Flange	0	0	0	0	0	0
317	09-03-2026	102-PSV-402B (PSV D/S Flange)	317	"	Flange	0	0	0	0	0	0
318	09-03-2026	102-PSV-402B D/S line (I/V Gland)	318	6 Inch	Valve	0	0	0	0	0	0

Sr.No.	Date	Location	Tag No.	Line Size	Componenet Type	Screening Value (PPM) before Repair	Emission Kg/Hr	Emission Kg/day	Screening Value (PPM) afterRepair	Emission Kg/Hr	Emission Kg/day
319	09-03-2026	102-PSV-402B D/S line (I/V U/S Flange)	319	"	Flange	0	0	0	0	0	0
320	09-03-2026	102-PSV-402B D/S line (I/V D/S Flange)	320	"	Flange	0	0	0	0	0	0
321	09-03-2026	102-PSV-402B D/S line (I/V Flange/Bonnet)	321	"	Flange	0	0	0	0	0	0
322	09-03-2026	102-PSV-402B D/S drain line (I/V Gland)	322	0.5 Inch	Valve	0	0	0	0	0	0
323	09-03-2026	102-PSV-402B D/S drain line (I/V Flange/Bonnet)	323	"	Flange	0	0	0	0	0	0
324	09-03-2026	102-PSV-402B D/S drain line (End Flange)	324	"	Flange	0	0	0	0	0	0
325	09-03-2026	102-PSV-402B Bypass line(North) (I/V Gland)	325	2 Inch	Valve	0	0	0	0	0	0
326	09-03-2026	102-PSV-402B Bypass line(North) (I/V U/S Flange)	326	"	Flange	0	0	0	0	0	0
327	09-03-2026	102-PSV-402B Bypass line(North) (I/V D/S Flange)	327	"	Flange	0	0	0	0	0	0
328	09-03-2026	102-PSV-402B Bypass line(North) (I/V Flange/Bonnet)	328	"	Flange	0	0	0	0	0	0
329	09-03-2026	102-PSV-402B Bypass line(South) (I/V Gland)	329	"	Valve	0	0	0	0	0	0
330	09-03-2026	102-PSV-402B Bypass drain line (I/V Gland)	330	0.5 Inch	Valve	0	0	0	0	0	0
331	09-03-2026	Near 102-PDV-4503 Fuel Gas From V-0021 line (I/V Gland)	331	Insulation	Valve	152.2	0.000219	0.00525 22	152.2	0.000219	0.0052522
332	09-03-2026	Near FV-1709 P-004/005 Discharge To E-006A line 1st /lower (I/V Gland)	332	"	Valve	16.8	0.000053	0.00127 6085	16.8	0.000053	0.001276085
333	09-03-2026	Near FV-1709 P-004/005 Discharge To E-006A line 2nd /upper (I/V Gland)	333	"	Valve	8426	0.002879	0.06910 0309	8426	0.002879	0.069100309
334	09-03-2026	Near PSV-1703 To Flare line 1st (I/V Gland)	334	3 Inch	Valve	0	0	0	0	0	0
335	09-03-2026	Near PSV-1703 To Flare line 1st (I/V U/S Flange)	335	"	Flange	0	0	0	0	0	0
336	09-03-2026	Near PSV-1703 To Flare line 1st (I/V D/S Flange)	336	"	Flange	0	0	0	0	0	0
337	09-03-2026	Near PSV-1703 To Flare line 1st (I/V Flange/Bonnet)	337	"	Flange	0	0	0	0	0	0
338	09-03-2026	Near PSV-1703 To Flare line 2nd (I/V Gland)	338	"	Valve	0	0	0	0	0	0
339	09-03-2026	Near PSV-1703 To Flare line 2nd (I/V U/S Flange)	339	"	Flange	0	0	0	0	0	0
340	09-03-2026	Near PSV-1703 To Flare line 2nd (I/V D/S Flange)	340	"	Flange	0	0	0	0	0	0
341	09-03-2026	Near PSV-1703 To Flare line 2nd (I/V Flange/Bonnet)	341	"	Flange	0	0	0	0	0	0
342	09-03-2026	102-PV-1701 (C/V Gland)	342	Insulation	Valve	0	0	0	0	0	0
343	09-03-2026	102-PV-1701 U/S line (I/V Gland)	343	"	Valve	0	0	0	0	0	0
344	09-03-2026	102-PV-1701 D/S line (I/V Gland)	344	"	Valve	0	0	0	0	0	0
345	09-03-2026	102-PV-1701 To K-002A/B line upper (I/V Gland)	345	Insulation	Valve	0	0	0	0	0	0
346	09-03-2026	102-PV-1701 To K-002A/B line lower (I/V Gland)	346	"	Valve	40.8	0.000094	0.00225 5666	40.8	0.000094	0.002255666
347	10-03-2026	102-PSV-0101A (PSV Top Flange)	347	3 Inch	Flange	0	0	0	0	0	0
348	10-03-2026	102-PSV-101A (PSV U/S Flange)	348	"	Flange	0	0	0	0	0	0
349	10-03-2026	102-PSV-101A (PSV D/S Flange)	349	"	Flange	0	0	0	0	0	0
350	10-03-2026	102-PSV-0101A U/S line (I/V Gland)	350	4 Inch	Valve	0	0	0	0	0	0
351	10-03-2026	102-PSV-0101A U/S line (I/V U/S Flange)	351	"	Flange	0	0	0	0	0	0
352	10-03-2026	102-PSV-0101A U/S line (I/V D/S Flange)	352	"	Flange	0	0	0	0	0	0
353	10-03-2026	102-PSV-0101A U/S line (I/V Flange/Bonnet)	353	"	Flange	0	0	0	0	0	0
354	10-03-2026	102-PSV-0101A D/S line (I/V Gland)	354	"	Valve	0	0	0	0	0	0
355	10-03-2026	102-PSV-0101A D/S line (I/V U/S Flange)	355	"	Flange	0	0	0	0	0	0
356	10-03-2026	102-PSV-0101A D/S line (I/V D/S Flange)	356	"	Flange	0	0	0	0	0	0
357	10-03-2026	102-PSV-0101A D/S line (I/V Flange/Bonnet)	357	"	Flange	0	0	0	0	0	0
358	10-03-2026	102-PSV-0101A Bypass line 1st (I/V Gland)	358	2 Inch	Valve	0	0	0	0	0	0

Sr.No.	Date	Location	Tag No.	Line Size	Componenet Type	Screening Value (PPM) before Repair	Emission Kg/Hr	Emission Kg/day	Screening Value (PPM) afterRepair	Emission Kg/Hr	Emission Kg/day
359	10-03-2026	102-PSV-0101A Bypass line 1st (I/V U/S Flange)	359	"	Flange	0	0	0	0	0	0
360	10-03-2026	102-PSV-0101A Bypass line 1st (I/V D/S Flange)	360	"	Flange	0	0	0	0	0	0
361	10-03-2026	102-PSV-0101A Bypass line 1st (I/V Flange/Bonnet)	361	"	Flange	0	0	0	0	0	0
362	10-03-2026	102-PSV-0101A Bypass line 2nd (I/V Gland)	362	"	Valve	0	0	0	0	0	0
363	10-03-2026	102-PSV-0101A Bypass line 2nd (I/V U/S Flange)	363	"	Flange	0	0	0	0	0	0
364	10-03-2026	102-PSV-0101A Bypass line 2nd (I/V D/S Flange)	364	"	Flange	0	0	0	0	0	0
365	10-03-2026	102-PSV-0101A Bypass line 2nd (I/V Flange/Bonnet)	365	"	Flange	0	0	0	0	0	0
366	10-03-2026	102-PSV-0101A Bypass line drain (I/V Gland)	366	0.5 Inch	Valve	0	0	0	0	0	0
367	10-03-2026	102-PSV-0101A Bypass line drain (I/V Flange/Bonnet)	367	"	Flange	0	0	0	0	0	0
368	10-03-2026	102-PSV-0101A Bypass line drain (End Flange)	368	"	Flange	0	0	0	0	0	0
369	10-03-2026	102-PSV-0101B (PSV Top Flange)	369	3 Inch	Flange	0	0	0	0	0	0
370	10-03-2026	102-PSV-101B (PSV U/S Flange)	370	"	Flange	0	0	0	0	0	0
371	10-03-2026	102-PSV-101B (PSV D/S Flange)	371	"	Flange	0	0	0	0	0	0
372	10-03-2026	102-PSV-0101B U/S line (I/V Gland)	372	4 Inch	Valve	0	0	0	0	0	0
373	10-03-2026	102-PSV-0101B U/S line (I/V U/S Flange)	373	"	Flange	0	0	0	0	0	0
374	10-03-2026	102-PSV-0101B U/S line (I/V D/S Flange)	374	"	Flange	0	0	0	0	0	0
375	10-03-2026	102-PSV-0101B U/S line (I/V Flange/Bonnet)	375	"	Flange	0	0	0	0	0	0
376	10-03-2026	102-PSV-0101B D/S line (I/V Gland)	376	"	Valve	0	0	0	0	0	0
377	10-03-2026	102-PSV-0101B D/S line (I/V U/S Flange)	377	"	Flange	0	0	0	0	0	0
378	10-03-2026	102-PSV-0101B D/S line (I/V D/S Flange)	378	"	Flange	0	0	0	0	0	0
379	10-03-2026	102-PSV-0101B D/S line (I/V Flange/Bonnet)	379	"	Flange	0	0	0	0	0	0
380	10-03-2026	102-PSV-0101B Bypass line 1st (I/V Gland)	380	2 Inch	Valve	0	0	0	0	0	0
381	10-03-2026	102-PSV-0101B Bypass line 1st (I/V U/S Flange)	381	"	Flange	0	0	0	0	0	0
382	10-03-2026	102-PSV-0101B Bypass line 1st (I/V D/S Flange)	382	"	Flange	0	0	0	0	0	0
383	10-03-2026	102-PSV-0101B Bypass line 1st (I/V Flange/Bonnet)	383	"	Flange	0	0	0	0	0	0
384	10-03-2026	102-PSV-0101B Bypass line 2nd (I/V Gland)	384	"	Valve	0	0	0	0	0	0
385	10-03-2026	102-PSV-0101B Bypass line 2nd (I/V U/S Flange)	385	"	Flange	0	0	0	0	0	0
386	10-03-2026	102-PSV-0101B Bypass line 2nd (I/V D/S Flange)	386	"	Flange	0	0	0	0	0	0
387	10-03-2026	102-PSV-0101B Bypass line 2nd (I/V Flange/Bonnet)	387	"	Flange	0	0	0	0	0	0
388	10-03-2026	102-PSV-0101B Bypass line drain (I/V Gland)	388	0.5 Inch	Valve	0	0	0	0	0	0
389	10-03-2026	102-PSV-0101B Bypass line drain (I/V Flange/Bonnet)	389	"	Flange	0	0	0	0	0	0
390	10-03-2026	102-PSV-0101B Bypass line drain (End Flange)	390	"	Flange	0	0	0	0	0	0
391	10-03-2026	102-PSV-0901A (PSV Top Flange)	391	3 Inch	Flange	0	0	0	0	0	0
392	10-03-2026	102-PSV-901A (PSV U/S Flange)	392	"	Flange	0	0	0	0	0	0
393	10-03-2026	102-PSV-901A (PSV D/S Flange)	393	"	Flange	0	0	0	0	0	0
394	10-03-2026	102-PSV-0901A U/S line (I/V Gland)	394	4 Inch	Valve	0	0	0	0	0	0
395	10-03-2026	102-PSV-0901A U/S line (I/V U/S Flange)	395	"	Flange	0	0	0	0	0	0
396	10-03-2026	102-PSV-0901A U/S line (I/V D/S Flange)	396	"	Flange	0	0	0	0	0	0
397	10-03-2026	102-PSV-0901A U/S line (I/V Flange/Bonnet)	397	"	Flange	0	0	0	0	0	0
398	10-03-2026	102-PSV-0901A D/S line (I/V Gland)	398	"	Valve	0	0	0	0	0	0

Sr.No.	Date	Location	Tag No.	Line Size	Componenet Type	Screening Value (PPM) before Repair	Emission Kg/Hr	Emission Kg/day	Screening Value (PPM) afterRepair	Emission Kg/Hr	Emission Kg/day
399	10-03-2026	102-PSV-0901A D/S line (I/V U/S Flange)	399	"	Flange	0	0	0	0	0	0
400	10-03-2026	102-PSV-0901A D/S line (I/V D/S Flange)	400	"	Flange	0	0	0	0	0	0
401	10-03-2026	102-PSV-0901A D/S line (I/V Flange/Bonnet)	401	"	Flange	0	0	0	0	0	0
402	10-03-2026	102-PSV-0901A Bypass line 1st (I/V Gland)	402	2 Inch	Valve	0	0	0	0	0	0
403	10-03-2026	102-PSV-0901A Bypass line 1st (I/V U/S Flange)	403	"	Flange	0	0	0	0	0	0
404	10-03-2026	102-PSV-0901A Bypass line 1st (I/V D/S Flange)	404	"	Flange	0	0	0	0	0	0
405	10-03-2026	102-PSV-0901A Bypass line 1st (I/V Flange/Bonnet)	405	"	Flange	0	0	0	0	0	0
406	10-03-2026	102-PSV-0901A Bypass line 2nd (I/V Gland)	406	"	Valve	0	0	0	0	0	0
407	10-03-2026	102-PSV-0901A Bypass line 2nd (I/V U/S Flange)	407	"	Flange	0	0	0	0	0	0
408	10-03-2026	102-PSV-0901A Bypass line 2nd (I/V D/S Flange)	408	"	Flange	0	0	0	0	0	0
409	10-03-2026	102-PSV-0901A Bypass line 2nd (I/V Flange/Bonnet)	409	"	Flange	0	0	0	0	0	0
410	10-03-2026	102-PSV-0901A Bypass line drain (I/V Gland)	410	0.5 Inch	Valve	0	0	0	0	0	0
411	10-03-2026	102-PSV-0901A Bypass line drain (I/V Flange/Bonnet)	411	"	Flange	0	0	0	0	0	0
412	10-03-2026	102-PSV-0901A Bypass line drain (End Flange)	412	"	Flange	0	0	0	0	0	0
413	10-03-2026	102-PSV-0901B (PSV Top Flange)	413	3 Inch	Flange	0	0	0	0	0	0
414	10-03-2026	102-PSV-901B (PSV U/S Flange)	414	"	Flange	0	0	0	0	0	0
415	10-03-2026	102-PSV-901B (PSV D/S Flange)	415	"	Flange	0	0	0	0	0	0
416	10-03-2026	102-PSV-0901B U/S line (I/V Gland)	416	4 Inch	Valve	0	0	0	0	0	0
417	10-03-2026	102-PSV-0901B U/S line (I/V U/S Flange)	417	"	Flange	0	0	0	0	0	0
418	10-03-2026	102-PSV-0901B U/S line (I/V D/S Flange)	418	"	Flange	0	0	0	0	0	0
419	10-03-2026	102-PSV-0901B U/S line (I/V Flange/Bonnet)	419	"	Flange	0	0	0	0	0	0
420	10-03-2026	102-PSV-0901B D/S line (I/V Gland)	420	"	Valve	0	0	0	0	0	0
421	10-03-2026	102-PSV-0901B D/S line (I/V U/S Flange)	421	"	Flange	0	0	0	0	0	0
422	10-03-2026	102-PSV-0901B D/S line (I/V D/S Flange)	422	"	Flange	0	0	0	0	0	0
423	10-03-2026	102-PSV-0901B D/S line (I/V Flange/Bonnet)	423	"	Flange	0	0	0	0	0	0
424	10-03-2026	102-PSV-0901B Bypass line 1st (I/V Gland)	424	2 Inch	Valve	0	0	0	0	0	0
425	10-03-2026	102-PSV-0901B Bypass line 1st (I/V U/S Flange)	425	"	Flange	0	0	0	0	0	0
426	10-03-2026	102-PSV-0901B Bypass line 1st (I/V D/S Flange)	426	"	Flange	0	0	0	0	0	0
427	10-03-2026	102-PSV-0901B Bypass line 1st (I/V Flange/Bonnet)	427	"	Flange	0	0	0	0	0	0
428	10-03-2026	102-PSV-0901B Bypass line 2nd (I/V Gland)	428	"	Valve	0	0	0	0	0	0
429	10-03-2026	102-PSV-0901B Bypass line 2nd (I/V U/S Flange)	429	"	Flange	0	0	0	0	0	0
430	10-03-2026	102-PSV-0901B Bypass line 2nd (I/V D/S Flange)	430	"	Flange	0	0	0	0	0	0
431	10-03-2026	102-PSV-0901B Bypass line 2nd (I/V Flange/Bonnet)	431	"	Flange	0	0	0	0	0	0
432	10-03-2026	102-PSV-0901B Bypass line drain (I/V Gland)	432	0.5 Inch	Valve	0	0	0	0	0	0
433	10-03-2026	102-PSV-0901B Bypass line drain (I/V Flange/Bonnet)	433	"	Flange	0	0	0	0	0	0
434	10-03-2026	102-PSV-0901B Bypass line drain (End Flange)	434	"	Flange	0	0	0	0	0	0
435	10-03-2026	102-PSV-0403 (PSV Top Flange)	435	3 Inch	Flange	0	0	0	0	0	0
436	10-03-2026	102-PSV-0403 (PSV U/S Flange)	436	"	Flange	0	0	0	0	0	0
437	10-03-2026	102-PSV-0403 (PSV D/S Flange)	437	"	Flange	0	0	0	0	0	0
438	10-03-2026	102-PSV-0403 U/S line (I/V Gland)	438	4 Inch	Valve	0	0	0	0	0	0

Sr.No.	Date	Location	Tag No.	Line Size	Componenet Type	Screening Value (PPM) before Repair	Emission Kg/Hr	Emission Kg/day	Screening Value (PPM) afterRepair	Emission Kg/Hr	Emission Kg/day
439	10-03-2026	102-PSV-0403 U/S line (I/V U/S Flange)	439	"	Flange	0	0	0	0	0	0
440	10-03-2026	102-PSV-0403 U/S line (I/V D/S Flange)	440	"	Flange	0	0	0	0	0	0
441	10-03-2026	102-PSV-0403 U/S line (I/V Flange/Bonnet)	441	"	Flange	0	0	0	0	0	0
442	10-03-2026	102-PSV-0403 D/S line (I/V Gland)	442	"	Valve	0	0	0	0	0	0
443	10-03-2026	102-PSV-0403 D/S line (I/V U/S Flange)	443	"	Flange	0	0	0	0	0	0
444	10-03-2026	102-PSV-0403 D/S line (I/V D/S Flange)	444	"	Flange	0	0	0	0	0	0
445	10-03-2026	102-PSV-0403 D/S line (I/V Flange/Bonnet)	445	"	Flange	0	0	0	0	0	0
446	10-03-2026	102-PSV-0403 Bypass line 1st (I/V Gland)	446	2 Inch	Valve	0	0	0	0	0	0
447	10-03-2026	102-PSV-0403 Bypass line 1st (I/V U/S Flange)	447	"	Flange	0	0	0	0	0	0
448	10-03-2026	102-PSV-0403 Bypass line 1st (I/V D/S Flange)	448	"	Flange	0	0	0	0	0	0
449	10-03-2026	102-PSV-0403 Bypass line 1st (I/V Flange/Bonnet)	449	"	Flange	0	0	0	0	0	0
450	10-03-2026	102-PSV-0403 Bypass line 2nd (I/V Gland)	450	"	Valve	0	0	0	0	0	0
451	10-03-2026	102-PSV-0403 Bypass line 2nd (I/V U/S Flange)	451	"	Flange	0	0	0	0	0	0
452	10-03-2026	102-PSV-0403 Bypass line 2nd (I/V D/S Flange)	452	"	Flange	0	0	0	0	0	0
453	10-03-2026	102-PSV-0403 Bypass line 2nd (I/V Flange/Bonnet)	453	"	Flange	0	0	0	0	0	0
454	10-03-2026	102-PSV-0403 Bypass line drain (I/V Gland)	454	0.5 Inch	Valve	0	0	0	0	0	0
455	10-03-2026	102-PSV-0403 Bypass line drain (I/V Flange/Bonnet)	455	"	Flange	0	0	0	0	0	0
456	10-03-2026	102-PSV-0403 Bypass line drain (End Flange)	456	"	Flange	0	0	0	0	0	0
457	10-03-2026	102-PSV-1801A (PSV Top Flange)	457	3 Inch	Flange	0	0	0	0	0	0
458	10-03-2026	102-PSV-1801A (PSV U/S Flange)	458	"	Flange	0	0	0	0	0	0
459	10-03-2026	102-PSV-1801A (PSV D/S Flange)	459	"	Flange	0	0	0	0	0	0
460	10-03-2026	102-PSV-1801A U/S line (I/V Gland)	460	4 Inch	Valve	0	0	0	0	0	0
461	10-03-2026	102-PSV-1801A U/S line (I/V U/S Flange)	461	"	Flange	0	0	0	0	0	0
462	10-03-2026	102-PSV-1801A U/S line (I/V D/S Flange)	462	"	Flange	0	0	0	0	0	0
463	10-03-2026	102-PSV-1801A U/S line (I/V Flange/Bonnet)	463	"	Flange	0	0	0	0	0	0
464	10-03-2026	102-PSV-1801A D/S line (I/V Gland)	464	"	Valve	0	0	0	0	0	0
465	10-03-2026	102-PSV-1801A D/S line (I/V U/S Flange)	465	"	Flange	0	0	0	0	0	0
466	10-03-2026	102-PSV-1801A D/S line (I/V D/S Flange)	466	"	Flange	0	0	0	0	0	0
467	10-03-2026	102-PSV-1801A D/S line (I/V Flange/Bonnet)	467	"	Flange	0	0	0	0	0	0
468	10-03-2026	102-PSV-1801A Bypass line 1st (I/V Gland)	468	2 Inch	Valve	0	0	0	0	0	0
469	10-03-2026	102-PSV-1801A Bypass line 1st (I/V U/S Flange)	469	"	Flange	0	0	0	0	0	0
470	10-03-2026	102-PSV-1801A Bypass line 1st (I/V D/S Flange)	470	"	Flange	0	0	0	0	0	0
471	10-03-2026	102-PSV-1801A Bypass line 1st (I/V Flange/Bonnet)	471	"	Flange	0	0	0	0	0	0
472	10-03-2026	102-PSV-1801A Bypass line 2nd (I/V Gland)	472	"	Valve	0	0	0	0	0	0
473	10-03-2026	102-PSV-1801A Bypass line 2nd (I/V U/S Flange)	473	"	Flange	0	0	0	0	0	0
474	10-03-2026	102-PSV-1801A Bypass line 2nd (I/V D/S Flange)	474	"	Flange	0	0	0	0	0	0
475	10-03-2026	102-PSV-1801A Bypass line 2nd (I/V Flange/Bonnet)	475	"	Flange	0	0	0	0	0	0
476	10-03-2026	102-PSV-1801A Bypass line drain (I/V Gland)	476	0.5 Inch	Valve	0	0	0	0	0	0
477	10-03-2026	102-PSV-1801A Bypass line drain (I/V Flange/Bonnet)	477	"	Flange	0	0	0	0	0	0
478	10-03-2026	102-PSV-1801A Bypass line drain (End Flange)	478	"	Flange	0	0	0	0	0	0

Sr.No.	Date	Location	Tag No.	Line Size	Componenet Type	Screening Value (PPM) before Repair	Emission Kg/Hr	Emission Kg/day	Screening Value (PPM) afterRepair	Emission Kg/Hr	Emission Kg/day
479	10-03-2026	102-PSV-1801B (PSV Top Flange)	479	3 Inch	Flange	0	0	0	0	0	0
480	10-03-2026	102-PSV-1801B (PSV U/S Flange)	480	"	Flange	0	0	0	0	0	0
481	10-03-2026	102-PSV-1801B (PSV D/S Flange)	481	"	Flange	0	0	0	0	0	0
482	10-03-2026	102-PSV-1801B U/S line (I/V Gland)	482	4 Inch	Valve	0	0	0	0	0	0
483	10-03-2026	102-PSV-1801B U/S line (I/V U/S Flange)	483	"	Flange	0	0	0	0	0	0
484	10-03-2026	102-PSV-1801B U/S line (I/V D/S Flange)	484	"	Flange	0	0	0	0	0	0
485	10-03-2026	102-PSV-1801B U/S line (I/V Flange/Bonnet)	485	"	Flange	0	0	0	0	0	0
486	10-03-2026	102-PSV-1801B D/S line (I/V Gland)	486	"	Valve	0	0	0	0	0	0
487	10-03-2026	102-PSV-1801B D/S line (I/V U/S Flange)	487	"	Flange	0	0	0	0	0	0
488	10-03-2026	102-PSV-1801B D/S line (I/V D/S Flange)	488	"	Flange	0	0	0	0	0	0
489	10-03-2026	102-PSV-1801B D/S line (I/V Flange/Bonnet)	489	"	Flange	0	0	0	0	0	0
490	10-03-2026	102-PSV-1801B Bypass line 1st (I/V Gland)	490	2 Inch	Valve	0	0	0	0	0	0
491	10-03-2026	102-PSV-1801B Bypass line 1st (I/V U/S Flange)	491	"	Flange	0	0	0	0	0	0
492	10-03-2026	102-PSV-1801B Bypass line 1st (I/V D/S Flange)	492	"	Flange	0	0	0	0	0	0
493	10-03-2026	102-PSV-1801B Bypass line 1st (I/V Flange/Bonnet)	493	"	Flange	0	0	0	0	0	0
494	10-03-2026	102-PSV-1801B Bypass line 2nd (I/V Gland)	494	"	Valve	0	0	0	0	0	0
495	10-03-2026	102-PSV-1801B Bypass line 2nd (I/V U/S Flange)	495	"	Flange	0	0	0	0	0	0
496	10-03-2026	102-PSV-1801B Bypass line 2nd (I/V D/S Flange)	496	"	Flange	0	0	0	0	0	0
497	10-03-2026	102-PSV-1801B Bypass line 2nd (I/V Flange/Bonnet)	497	"	Flange	0	0	0	0	0	0
498	10-03-2026	102-PSV-1801B Bypass line drain (I/V Gland)	498	0.5 Inch	Valve	0	0	0	0	0	0
499	10-03-2026	102-PSV-1801B Bypass line drain (I/V Flange/Bonnet)	499	"	Flange	0	0	0	0	0	0
500	10-03-2026	102-PSV-1801B Bypass line drain (End Flange)	500	"	Flange	0	0	0	0	0	0
501	10-03-2026	102-PSV-1201A (PSV Top Flange)	501	3 Inch	Flange	0	0	0	0	0	0
502	10-03-2026	102-PSV-1201A (PSV U/S Flange)	502	"	Flange	0	0	0	0	0	0
503	10-03-2026	102-PSV-1201A (PSV D/S Flange)	503	"	Flange	0	0	0	0	0	0
504	10-03-2026	102-PSV-1201A U/S line (I/V Gland)	504	4 Inch	Valve	0	0	0	0	0	0
505	10-03-2026	102-PSV-1201A U/S line (I/V U/S Flange)	505	"	Flange	0	0	0	0	0	0
506	10-03-2026	102-PSV-1201A U/S line (I/V D/S Flange)	506	"	Flange	0	0	0	0	0	0
507	10-03-2026	102-PSV-1201A U/S line (I/V Flange/Bonnet)	507	"	Flange	0	0	0	0	0	0
508	10-03-2026	102-PSV-1201A D/S line (I/V Gland)	508	"	Valve	0	0	0	0	0	0
509	10-03-2026	102-PSV-1201A D/S line (I/V U/S Flange)	509	"	Flange	0	0	0	0	0	0
510	10-03-2026	102-PSV-1201A D/S line (I/V D/S Flange)	510	"	Flange	0	0	0	0	0	0
511	10-03-2026	102-PSV-1201A D/S line (I/V Flange/Bonnet)	511	"	Flange	0	0	0	0	0	0
512	10-03-2026	102-PSV-1201A Bypass line 1st (I/V Gland)	512	2 Inch	Valve	0	0	0	0	0	0
513	10-03-2026	102-PSV-1201A Bypass line 1st (I/V U/S Flange)	513	"	Flange	0	0	0	0	0	0
514	10-03-2026	102-PSV-1201A Bypass line 1st (I/V D/S Flange)	514	"	Flange	0	0	0	0	0	0
515	10-03-2026	102-PSV-1201A Bypass line 1st (I/V Flange/Bonnet)	515	"	Flange	0	0	0	0	0	0
516	10-03-2026	102-PSV-1201A Bypass line 2nd (I/V Gland)	516	"	Valve	0	0	0	0	0	0
517	10-03-2026	102-PSV-1201A Bypass line 2nd (I/V U/S Flange)	517	"	Flange	0	0	0	0	0	0
518	10-03-2026	102-PSV-1201A Bypass line 2nd (I/V D/S Flange)	518	"	Flange	0	0	0	0	0	0

Sr.No.	Date	Location	Tag No.	Line Size	Componenet Type	Screening Value (PPM) before Repair	Emission Kg/Hr	Emission Kg/day	Screening Value (PPM) afterRepair	Emission Kg/Hr	Emission Kg/day
519	10-03-2026	102-PSV-1201A Bypass line 2nd (I/V Flange/Bonnet)	519	"	Flange	0	0	0	0	0	0
520	10-03-2026	102-PSV-1201A Bypass line drain (I/V Gland)	520	0.5 Inch	Valve	0	0	0	0	0	0
521	10-03-2026	102-PSV-1201A Bypass line drain (I/V Flange/Bonnet)	521	"	Flange	0	0	0	0	0	0
522	10-03-2026	102-PSV-1201A Bypass line drain (End Flange)	522	"	Flange	0	0	0	0	0	0
523	10-03-2026	102-PSV-1201B (PSV Top Flange)	523	3 Inch	Flange	0	0	0	0	0	0
524	10-03-2026	102-PSV-1201B (PSV U/S Flange)	524	"	Flange	0	0	0	0	0	0
525	10-03-2026	102-PSV-1201B (PSV D/S Flange)	525	"	Flange	0	0	0	0	0	0
526	10-03-2026	102-PSV-1201B U/S line (I/V Gland)	526	4 Inch	Valve	0	0	0	0	0	0
527	10-03-2026	102-PSV-1201B U/S line (I/V U/S Flange)	527	"	Flange	0	0	0	0	0	0
528	10-03-2026	102-PSV-1201B U/S line (I/V D/S Flange)	528	"	Flange	0	0	0	0	0	0
529	10-03-2026	102-PSV-1201B U/S line (I/V Flange/Bonnet)	529	"	Flange	0	0	0	0	0	0
530	10-03-2026	102-PSV-1201B D/S line (I/V Gland)	530	"	Valve	0	0	0	0	0	0
531	10-03-2026	102-PSV-1201B D/S line (I/V U/S Flange)	531	"	Flange	0	0	0	0	0	0
532	10-03-2026	102-PSV-1201B D/S line (I/V D/S Flange)	532	"	Flange	0	0	0	0	0	0
533	10-03-2026	102-PSV-1201B D/S line (I/V Flange/Bonnet)	533	"	Flange	0	0	0	0	0	0
534	10-03-2026	102-PSV-1201B Bypass line 1st (I/V Gland)	534	2 Inch	Valve	0	0	0	0	0	0
535	10-03-2026	102-PSV-1201B Bypass line 1st (I/V U/S Flange)	535	"	Flange	0	0	0	0	0	0
536	10-03-2026	102-PSV-1201B Bypass line 1st (I/V D/S Flange)	536	"	Flange	0	0	0	0	0	0
537	10-03-2026	102-PSV-1201B Bypass line 1st (I/V Flange/Bonnet)	537	"	Flange	0	0	0	0	0	0
538	10-03-2026	102-PSV-1201B Bypass line 2nd (I/V Gland)	538	"	Valve	0	0	0	0	0	0
539	10-03-2026	102-PSV-1201B Bypass line 2nd (I/V U/S Flange)	539	"	Flange	0	0	0	0	0	0
540	10-03-2026	102-PSV-1201B Bypass line 2nd (I/V D/S Flange)	540	"	Flange	0	0	0	0	0	0
541	10-03-2026	102-PSV-1201B Bypass line 2nd (I/V Flange/Bonnet)	541	"	Flange	0	0	0	0	0	0
542	10-03-2026	102-PSV-1201B Bypass line drain (I/V Gland)	542	0.5 Inch	Valve	0	0	0	0	0	0
543	10-03-2026	102-PSV-1201B Bypass line drain (I/V Flange/Bonnet)	543	"	Flange	0	0	0	0	0	0
544	10-03-2026	102-PSV-1201B Bypass line drain (End Flange)	544	"	Flange	0	0	0	0	0	0
545	10-03-2026	102-PSV-2101A (PSV Top Flange)	545	3 Inch	Flange	0	0	0	0	0	0
546	10-03-2026	102-PSV-2101A (PSV U/S Flange)	546	"	Flange	0	0	0	0	0	0
547	10-03-2026	102-PSV-2101A (PSV D/S Flange)	547	"	Flange	0	0	0	0	0	0
548	10-03-2026	102-PSV-2101A U/S line (I/V Gland)	548	4 Inch	Valve	0	0	0	0	0	0
549	10-03-2026	102-PSV-2101A U/S line (I/V U/S Flange)	549	"	Flange	0	0	0	0	0	0
550	10-03-2026	102-PSV-2101A U/S line (I/V D/S Flange)	550	"	Flange	0	0	0	0	0	0
551	10-03-2026	102-PSV-2101A U/S line (I/V Flange/Bonnet)	551	"	Flange	0	0	0	0	0	0
552	10-03-2026	102-PSV-2101A D/S line (I/V Gland)	552	"	Valve	0	0	0	0	0	0
553	10-03-2026	102-PSV-2101A D/S line (I/V U/S Flange)	553	"	Flange	0	0	0	0	0	0
554	10-03-2026	102-PSV-2101A D/S line (I/V D/S Flange)	554	"	Flange	0	0	0	0	0	0
555	10-03-2026	102-PSV-2101A D/S line (I/V Flange/Bonnet)	555	"	Flange	0	0	0	0	0	0
556	10-03-2026	102-PSV-2101A Bypass line 1st (I/V Gland)	556	2 Inch	Valve	0	0	0	0	0	0
557	10-03-2026	102-PSV-2101A Bypass line 1st (I/V U/S Flange)	557	"	Flange	0	0	0	0	0	0
558	10-03-2026	102-PSV-2101A Bypass line 1st (I/V D/S Flange)	558	"	Flange	0	0	0	0	0	0

Sr.No.	Date	Location	Tag No.	Line Size	Componenet Type	Screening Value (PPM) before Repair	Emission Kg/Hr	Emission Kg/day	Screening Value (PPM) afterRepair	Emission Kg/Hr	Emission Kg/day
559	10-03-2026	102-PSV-2101A Bypass line 1st (I/V Flange/Bonnet)	559	"	Flange	0	0	0	0	0	0
560	10-03-2026	102-PSV-2101A Bypass line 2nd (I/V Gland)	560	"	Valve	0	0	0	0	0	0
561	10-03-2026	102-PSV-2101A Bypass line 2nd (I/V U/S Flange)	561	"	Flange	0	0	0	0	0	0
562	10-03-2026	102-PSV-2101A Bypass line 2nd (I/V D/S Flange)	562	"	Flange	0	0	0	0	0	0
563	10-03-2026	102-PSV-2101A Bypass line 2nd (I/V Flange/Bonnet)	563	"	Flange	0	0	0	0	0	0
564	10-03-2026	102-PSV-2101A Bypass line drain (I/V Gland)	564	0.5 Inch	Valve	0	0	0	0	0	0
565	10-03-2026	102-PSV-2101A Bypass line drain (I/V Flange/Bonnet)	565	"	Flange	0	0	0	0	0	0
566	10-03-2026	102-PSV-2101A Bypass line drain (End Flange)	566	"	Flange	0	0	0	0	0	0
567	10-03-2026	102-PSV-2101B (PSV Top Flange)	567	3 Inch	Flange	0	0	0	0	0	0
568	10-03-2026	102-PSV-2101B (PSV U/S Flange)	568	"	Flange	0	0	0	0	0	0
569	10-03-2026	102-PSV-2101B (PSV D/S Flange)	569	"	Flange	0	0	0	0	0	0
570	10-03-2026	102-PSV-2101B U/S line (I/V Gland)	570	4 Inch	Valve	0	0	0	0	0	0
571	10-03-2026	102-PSV-2101B U/S line (I/V U/S Flange)	571	"	Flange	0	0	0	0	0	0
572	10-03-2026	102-PSV-2101B U/S line (I/V D/S Flange)	572	"	Flange	0	0	0	0	0	0
573	10-03-2026	102-PSV-2101B U/S line (I/V Flange/Bonnet)	573	"	Flange	0	0	0	0	0	0
574	10-03-2026	102-PSV-2101B D/S line (I/V Gland)	574	"	Valve	0	0	0	0	0	0
575	10-03-2026	102-PSV-2101B D/S line (I/V U/S Flange)	575	"	Flange	0	0	0	0	0	0
576	10-03-2026	102-PSV-2101B D/S line (I/V D/S Flange)	576	"	Flange	0	0	0	0	0	0
577	10-03-2026	102-PSV-2101B D/S line (I/V Flange/Bonnet)	577	"	Flange	0	0	0	0	0	0
578	10-03-2026	102-PSV-2101B Bypass line 1st (I/V Gland)	578	2 Inch	Valve	0	0	0	0	0	0
579	10-03-2026	102-PSV-2101B Bypass line 1st (I/V U/S Flange)	579	"	Flange	0	0	0	0	0	0
580	10-03-2026	102-PSV-2101B Bypass line 1st (I/V D/S Flange)	580	"	Flange	0	0	0	0	0	0
581	10-03-2026	102-PSV-2101B Bypass line 1st (I/V Flange/Bonnet)	581	"	Flange	0	0	0	0	0	0
582	10-03-2026	102-PSV-2101B Bypass line 2nd (I/V Gland)	582	"	Valve	0	0	0	0	0	0
583	10-03-2026	102-PSV-2101B Bypass line 2nd (I/V U/S Flange)	583	"	Flange	0	0	0	0	0	0
584	10-03-2026	102-PSV-2101B Bypass line 2nd (I/V D/S Flange)	584	"	Flange	0	0	0	0	0	0
585	10-03-2026	102-PSV-2101B Bypass line 2nd (I/V Flange/Bonnet)	585	"	Flange	0	0	0	0	0	0
586	10-03-2026	102-PSV-2101B Bypass line drain (I/V Gland)	586	0.5 Inch	Valve	0	0	0	0	0	0
587	10-03-2026	102-PSV-2101B Bypass line drain (I/V Flange/Bonnet)	587	"	Flange	0	0	0	0	0	0
588	10-03-2026	102-PSV-2101B Bypass line drain (End Flange)	588	"	Flange	0	0	0	0	0	0
589	10-03-2026	102-PSV-0601A (PSV Top Flange)	589	3 Inch	Flange	0	0	0	0	0	0
590	10-03-2026	102-PSV-0601A (PSV U/S Flange)	590	"	Flange	0	0	0	0	0	0
591	10-03-2026	102-PSV-0601A (PSV D/S Flange)	591	"	Flange	0	0	0	0	0	0
592	10-03-2026	102-PSV-0601A U/S line (I/V Gland)	592	4 Inch	Valve	0	0	0	0	0	0
593	10-03-2026	102-PSV-0601A U/S line (I/V U/S Flange)	593	"	Flange	0	0	0	0	0	0
594	10-03-2026	102-PSV-0601A U/S line (I/V D/S Flange)	594	"	Flange	0	0	0	0	0	0
595	10-03-2026	102-PSV-0601A U/S line (I/V Flange/Bonnet)	595	"	Flange	0	0	0	0	0	0
596	10-03-2026	102-PSV-0601A D/S line (I/V Gland)	596	"	Valve	0	0	0	0	0	0
597	10-03-2026	102-PSV-0601A D/S line (I/V U/S Flange)	597	"	Flange	0	0	0	0	0	0
598	10-03-2026	102-PSV-0601A D/S line (I/V D/S Flange)	598	"	Flange	0	0	0	0	0	0

Sr.No.	Date	Location	Tag No.	Line Size	Componenet Type	Screening Value (PPM) before Repair	Emission Kg/Hr	Emission Kg/day	Screening Value (PPM) afterRepair	Emission Kg/Hr	Emission Kg/day
599	10-03-2026	102-PSV-0601A D/S line (I/V Flange/Bonnet)	599	"	Flange	0	0	0	0	0	0
600	10-03-2026	102-PSV-0601A Bypass line 1st (I/V Gland)	600	2 Inch	Valve	0	0	0	0	0	0
601	10-03-2026	102-PSV-0601A Bypass line 1st (I/V U/S Flange)	601	"	Flange	0	0	0	0	0	0
602	10-03-2026	102-PSV-0601A Bypass line 1st (I/V D/S Flange)	602	"	Flange	0	0	0	0	0	0
603	10-03-2026	102-PSV-0601A Bypass line 1st (I/V Flange/Bonnet)	603	"	Flange	0	0	0	0	0	0
604	10-03-2026	102-PSV-0601A Bypass line 2nd (I/V Gland)	604	"	Valve	0	0	0	0	0	0
605	10-03-2026	102-PSV-0601A Bypass line 2nd (I/V U/S Flange)	605	"	Flange	0	0	0	0	0	0
606	10-03-2026	102-PSV-0601A Bypass line 2nd (I/V D/S Flange)	606	"	Flange	0	0	0	0	0	0
607	10-03-2026	102-PSV-0601A Bypass line 2nd (I/V Flange/Bonnet)	607	"	Flange	0	0	0	0	0	0
608	10-03-2026	102-PSV-0601A Bypass line drain (I/V Gland)	608	0.5 Inch	Valve	0	0	0	0	0	0
609	10-03-2026	102-PSV-0601A Bypass line drain (I/V Flange/Bonnet)	609	"	Flange	0	0	0	0	0	0
610	10-03-2026	102-PSV-0601A Bypass line drain (End Flange)	610	"	Flange	0	0	0	0	0	0
611	10-03-2026	102-PSV-0601B (PSV Top Flange)	611	3 Inch	Flange	0	0	0	0	0	0
612	10-03-2026	102-PSV-0601B (PSV U/S Flange)	612	"	Flange	0	0	0	0	0	0
613	10-03-2026	102-PSV-0601B (PSV D/S Flange)	613	"	Flange	0	0	0	0	0	0
614	10-03-2026	102-PSV-0601B U/S line (I/V Gland)	614	4 Inch	Valve	0	0	0	0	0	0
615	10-03-2026	102-PSV-0601B U/S line (I/V U/S Flange)	615	"	Flange	0	0	0	0	0	0
616	10-03-2026	102-PSV-0601B U/S line (I/V D/S Flange)	616	"	Flange	0	0	0	0	0	0
617	10-03-2026	102-PSV-0601B U/S line (I/V Flange/Bonnet)	617	"	Flange	0	0	0	0	0	0
618	10-03-2026	102-PSV-0601B D/S line (I/V Gland)	618	"	Valve	0	0	0	0	0	0
619	10-03-2026	102-PSV-0601B D/S line (I/V U/S Flange)	619	"	Flange	0	0	0	0	0	0
620	10-03-2026	102-PSV-0601B D/S line (I/V D/S Flange)	620	"	Flange	0	0	0	0	0	0
621	10-03-2026	102-PSV-0601B D/S line (I/V Flange/Bonnet)	621	"	Flange	0	0	0	0	0	0
622	10-03-2026	102-PSV-0601B Bypass line 1st (I/V Gland)	622	2 Inch	Valve	0	0	0	0	0	0
623	10-03-2026	102-PSV-0601B Bypass line 1st (I/V U/S Flange)	623	"	Flange	0	0	0	0	0	0
624	10-03-2026	102-PSV-0601B Bypass line 1st (I/V D/S Flange)	624	"	Flange	0	0	0	0	0	0
625	10-03-2026	102-PSV-0601B Bypass line 1st (I/V Flange/Bonnet)	625	"	Flange	0	0	0	0	0	0
626	10-03-2026	102-PSV-0601B Bypass line 2nd (I/V Gland)	626	"	Valve	0	0	0	0	0	0
627	10-03-2026	102-PSV-0601B Bypass line 2nd (I/V U/S Flange)	627	"	Flange	0	0	0	0	0	0
628	10-03-2026	102-PSV-0601B Bypass line 2nd (I/V D/S Flange)	628	"	Flange	0	0	0	0	0	0
629	10-03-2026	102-PSV-0601B Bypass line 2nd (I/V Flange/Bonnet)	629	"	Flange	0	0	0	0	0	0
630	10-03-2026	102-PSV-0601B Bypass line drain (I/V Gland)	630	0.5 Inch	Valve	0	0	0	0	0	0
631	10-03-2026	102-PSV-0601B Bypass line drain (I/V Flange/Bonnet)	631	"	Flange	0	0	0	0	0	0
632	10-03-2026	102-PSV-0601B Bypass line drain (End Flange)	632	"	Flange	0	0	0	0	0	0
633	10-03-2026	102-PSV-1501A (PSV Top Flange)	633	3 Inch	Flange	0	0	0	0	0	0
634	10-03-2026	102-PSV-1501A (PSV U/S Flange)	634	"	Flange	0	0	0	0	0	0
635	10-03-2026	102-PSV-1501A (PSV D/S Flange)	635	"	Flange	0	0	0	0	0	0
636	10-03-2026	102-PSV-1501A U/S line (I/V Gland)	636	4 Inch	Valve	0	0	0	0	0	0
637	10-03-2026	102-PSV-1501A U/S line (I/V U/S Flange)	637	"	Flange	0	0	0	0	0	0
638	10-03-2026	102-PSV-1501A U/S line (I/V D/S Flange)	638	"	Flange	0	0	0	0	0	0

Sr.No.	Date	Location	Tag No.	Line Size	Componenet Type	Screening Value (PPM) before Repair	Emission Kg/Hr	Emission Kg/day	Screening Value (PPM) afterRepair	Emission Kg/Hr	Emission Kg/day
639	10-03-2026	102-PSV-1501A U/S line (I/V Flange/Bonnet)	639	"	Flange	0	0	0	0	0	0
640	10-03-2026	102-PSV-1501A D/S line (I/V Gland)	640	"	Valve	0	0	0	0	0	0
641	10-03-2026	102-PSV-1501A D/S line (I/V U/S Flange)	641	"	Flange	0	0	0	0	0	0
642	10-03-2026	102-PSV-1501A D/S line (I/V D/S Flange)	642	"	Flange	0	0	0	0	0	0
643	10-03-2026	102-PSV-1501A D/S line (I/V Flange/Bonnet)	643	"	Flange	0	0	0	0	0	0
644	10-03-2026	102-PSV-1501A Bypass line 1st (I/V Gland)	644	2 Inch	Valve	0	0	0	0	0	0
645	10-03-2026	102-PSV-1501A Bypass line 1st (I/V U/S Flange)	645	"	Flange	0	0	0	0	0	0
646	10-03-2026	102-PSV-1501A Bypass line 1st (I/V D/S Flange)	646	"	Flange	0	0	0	0	0	0
647	10-03-2026	102-PSV-1501A Bypass line 1st (I/V Flange/Bonnet)	647	"	Flange	0	0	0	0	0	0
648	10-03-2026	102-PSV-1501A Bypass line 2nd (I/V Gland)	648	"	Valve	0	0	0	0	0	0
649	10-03-2026	102-PSV-1501A Bypass line 2nd (I/V U/S Flange)	649	"	Flange	0	0	0	0	0	0
650	10-03-2026	102-PSV-1501A Bypass line 2nd (I/V D/S Flange)	650	"	Flange	0	0	0	0	0	0
651	10-03-2026	102-PSV-1501A Bypass line 2nd (I/V Flange/Bonnet)	651	"	Flange	0	0	0	0	0	0
652	10-03-2026	102-PSV-1501A Bypass line drain (I/V Gland)	652	0.5 Inch	Valve	0	0	0	0	0	0
653	10-03-2026	102-PSV-1501A Bypass line drain (I/V Flange/Bonnet)	653	"	Flange	0	0	0	0	0	0
654	10-03-2026	102-PSV-1501A Bypass line drain (End Flange)	654	"	Flange	0	0	0	0	0	0
655	10-03-2026	102-PSV-1501B (PSV Top Flange)	655	3 Inch	Flange	0	0	0	0	0	0
656	10-03-2026	102-PSV-1501B (PSV U/S Flange)	656	"	Flange	0	0	0	0	0	0
657	10-03-2026	102-PSV-1501B (PSV D/S Flange)	657	"	Flange	0	0	0	0	0	0
658	10-03-2026	102-PSV-1501B U/S line (I/V Gland)	658	4 Inch	Valve	0	0	0	0	0	0
659	10-03-2026	102-PSV-1501B U/S line (I/V U/S Flange)	659	"	Flange	0	0	0	0	0	0
660	10-03-2026	102-PSV-1501B U/S line (I/V D/S Flange)	660	"	Flange	0	0	0	0	0	0
661	10-03-2026	102-PSV-1501B U/S line (I/V Flange/Bonnet)	661	"	Flange	0	0	0	0	0	0
662	10-03-2026	102-PSV-1501B D/S line (I/V Gland)	662	"	Valve	0	0	0	0	0	0
663	10-03-2026	102-PSV-1501B D/S line (I/V U/S Flange)	663	"	Flange	0	0	0	0	0	0
664	10-03-2026	102-PSV-1501B D/S line (I/V D/S Flange)	664	"	Flange	0	0	0	0	0	0
665	10-03-2026	102-PSV-1501B D/S line (I/V Flange/Bonnet)	665	"	Flange	0	0	0	0	0	0
666	10-03-2026	102-PSV-1501B Bypass line 1st (I/V Gland)	666	2 Inch	Valve	0	0	0	0	0	0
667	10-03-2026	102-PSV-1501B Bypass line 1st (I/V U/S Flange)	667	"	Flange	0	0	0	0	0	0
668	10-03-2026	102-PSV-1501B Bypass line 1st (I/V D/S Flange)	668	"	Flange	0	0	0	0	0	0
669	10-03-2026	102-PSV-1501B Bypass line 1st (I/V Flange/Bonnet)	669	"	Flange	0	0	0	0	0	0
670	10-03-2026	102-PSV-1501B Bypass line 2nd (I/V Gland)	670	"	Valve	0	0	0	0	0	0
671	10-03-2026	102-PSV-1501B Bypass line 2nd (I/V U/S Flange)	671	"	Flange	0	0	0	0	0	0
672	10-03-2026	102-PSV-1501B Bypass line 2nd (I/V D/S Flange)	672	"	Flange	0	0	0	0	0	0
673	10-03-2026	102-PSV-1501B Bypass line 2nd (I/V Flange/Bonnet)	673	"	Flange	0	0	0	0	0	0
674	10-03-2026	102-PSV-1501B Bypass line drain (I/V Gland)	674	0.5 Inch	Valve	0	0	0	0	0	0
675	10-03-2026	102-PSV-1501B Bypass line drain (I/V Flange/Bonnet)	675	"	Flange	0	0	0	0	0	0
676	10-03-2026	102-PSV-1501B Bypass line drain (End Flange)	676	"	Flange	0	0	0	0	0	0
677	10-03-2026	102-PSV-502A (PSV Top Flange)	677	3 Inch	Flange	0	0	0	0	0	0
678	10-03-2026	102-PSV-502A (PSV U/S Flange)	678	"	Flange	0	0	0	0	0	0

Sr.No.	Date	Location	Tag No.	Line Size	Componenet Type	Screening Value (PPM) before Repair	Emission Kg/Hr	Emission Kg/day	Screening Value (PPM) afterRepair	Emission Kg/Hr	Emission Kg/day
679	10-03-2026	102-PSV-502A (PSV D/S Flange)	679	"	Flange	0	0	0	0	0	0
680	10-03-2026	102-PSV-502A U/S line (I/V Gland)	680	4 Inch	Valve	0	0	0	0	0	0
681	10-03-2026	102-PSV-502A U/S line (I/V U/S Flange)	681	"	Flange	0	0	0	0	0	0
682	10-03-2026	102-PSV-502A U/S line (I/V D/S Flange)	682	"	Flange	0	0	0	0	0	0
683	10-03-2026	102-PSV-502A U/S line (I/V Flange/Bonnet)	683	"	Flange	0	0	0	0	0	0
684	10-03-2026	102-PSV-502A D/S line (I/V Gland)	684	"	Valve	0	0	0	0	0	0
685	10-03-2026	102-PSV-502A D/S line (I/V U/S Flange)	685	"	Flange	0	0	0	0	0	0
686	10-03-2026	102-PSV-502A D/S line (I/V D/S Flange)	686	"	Flange	0	0	0	0	0	0
687	10-03-2026	102-PSV-502A D/S line (I/V Flange/Bonnet)	687	"	Flange	0	0	0	0	0	0
688	10-03-2026	102-PSV-502A Bypass line 1st (I/V Gland)	688	2 Inch	Valve	0	0	0	0	0	0
689	10-03-2026	102-PSV-502A Bypass line 1st (I/V U/S Flange)	689	"	Flange	0	0	0	0	0	0
690	10-03-2026	102-PSV-502A Bypass line 1st (I/V D/S Flange)	690	"	Flange	0	0	0	0	0	0
691	10-03-2026	102-PSV-502A Bypass line 1st (I/V Flange/Bonnet)	691	"	Flange	0	0	0	0	0	0
692	10-03-2026	102-PSV-502A Bypass line 2nd (I/V Gland)	692	"	Valve	0	0	0	0	0	0
693	10-03-2026	102-PSV-502A Bypass line 2nd (I/V U/S Flange)	693	"	Flange	0	0	0	0	0	0
694	10-03-2026	102-PSV-502A Bypass line 2nd (I/V D/S Flange)	694	"	Flange	0	0	0	0	0	0
695	10-03-2026	102-PSV-502A Bypass line 2nd (I/V Flange/Bonnet)	695	"	Flange	0	0	0	0	0	0
696	10-03-2026	102-PSV-502A Bypass line drain (I/V Gland)	696	0.5 Inch	Valve	0	0	0	0	0	0
697	10-03-2026	102-PSV-502A Bypass line drain (I/V Flange/Bonnet)	697	"	Flange	0	0	0	0	0	0
698	10-03-2026	102-PSV-502A Bypass line drain (End Flange)	698	"	Flange	0	0	0	0	0	0
699	10-03-2026	102-PSV-502B (PSV Top Flange)	699	3 Inch	Valve	0	0	0	0	0	0
700	10-03-2026	102-PSV-502B (PSV U/S Flange)	700	"	Flange	0	0	0	0	0	0
701	10-03-2026	102-PSV-502B (PSV D/S Flange)	701	"	Flange	0	0	0	0	0	0
702	10-03-2026	102-PSV-502B U/S line (I/V Gland)	702	4 Inch	Valve	0	0	0	0	0	0
703	10-03-2026	102-PSV-502B U/S line (I/V U/S Flange)	703	"	Flange	0	0	0	0	0	0
704	10-03-2026	102-PSV-502B U/S line (I/V D/S Flange)	704	"	Flange	0	0	0	0	0	0
705	10-03-2026	102-PSV-502B U/S line (I/V Flange/Bonnet)	705	"	Flange	0	0	0	0	0	0
706	10-03-2026	102-PSV-502B D/S line (I/V Gland)	706	"	Valve	0	0	0	0	0	0
707	10-03-2026	102-PSV-502B D/S line (I/V U/S Flange)	707	"	Flange	0	0	0	0	0	0
708	10-03-2026	102-PSV-502B D/S line (I/V D/S Flange)	708	"	Flange	0	0	0	0	0	0
709	10-03-2026	102-PSV-502B D/S line (I/V Flange/Bonnet)	709	"	Flange	0	0	0	0	0	0
710	10-03-2026	102-PSV-502B Bypass line 1st (I/V Gland)	710	2 Inch	Valve	0	0	0	0	0	0
711	10-03-2026	102-PSV-502B Bypass line 1st (I/V U/S Flange)	711	"	Flange	0	0	0	0	0	0
712	10-03-2026	102-PSV-502B Bypass line 1st (I/V D/S Flange)	712	"	Flange	0	0	0	0	0	0
713	10-03-2026	102-PSV-502B Bypass line 1st (I/V Flange/Bonnet)	713	"	Flange	0	0	0	0	0	0
714	10-03-2026	102-PSV-502B Bypass line 2nd (I/V Gland)	714	"	Valve	0	0	0	0	0	0
715	10-03-2026	102-PSV-502B Bypass line 2nd (I/V U/S Flange)	715	"	Flange	0	0	0	0	0	0
716	10-03-2026	102-PSV-502B Bypass line 2nd (I/V D/S Flange)	716	"	Flange	0	0	0	0	0	0
717	10-03-2026	102-PSV-502B Bypass line 2nd (I/V Flange/Bonnet)	717	"	Flange	0	0	0	0	0	0
718	10-03-2026	102-PSV-502B Bypass line drain (I/V Gland)	718	0.5 Inch	Valve	0	0	0	0	0	0

Sr.No.	Date	Location	Tag No.	Line Size	Componenet Type	Screening Value (PPM) before Repair	Emission Kg/Hr	Emission Kg/day	Screening Value (PPM) afterRepair	Emission Kg/Hr	Emission Kg/day
719	10-03-2026	102-PSV-502B Bypass line drain (I/V Flange/Bonnet)	719	"	Flange	0	0	0	0	0	0
720	10-03-2026	102-PSV-502B Bypass line drain (End Flange)	720	"	Flange	0	0	0	0	0	0
721	10-03-2026	102-PSV-201A (PSV Top Flange)	721	3 Inch	Flange	0	0	0	0	0	0
722	10-03-2026	102-PSV-201A (PSV U/S Flange)	722	"	Flange	0	0	0	0	0	0
723	10-03-2026	102-PSV-201A (PSV D/S Flange)	723	"	Flange	0	0	0	0	0	0
724	10-03-2026	102-PSV-201A U/S line (I/V Gland)	724	Insulation	Valve	0	0	0	0	0	0
725	10-03-2026	102-PSV-201A D/S line (I/V Gland)	725	6 Inch	Valve	0	0	0	0	0	0
726	10-03-2026	102-PSV-201A D/S line (I/V U/S Flange)	726	"	Flange	0	0	0	0	0	0
727	10-03-2026	102-PSV-201A D/S line (I/V D/S Flange)	727	"	Flange	0	0	0	0	0	0
728	10-03-2026	102-PSV-201A D/S line (I/V Flange/Bonnet)	728	"	Flange	0	0	0	0	0	0
729	10-03-2026	102-PSV-201B (PSV Top Flange)	729	3 Inch	Flange	0	0	0	0	0	0
730	10-03-2026	102-PSV-201B (PSV U/S Flange)	730	"	Flange	0	0	0	0	0	0
731	10-03-2026	102-PSV-201B (PSV D/S Flange)	731	"	Flange	0	0	0	0	0	0
732	10-03-2026	102-PSV-201B U/S line (I/V Gland)	732	Insulation	Valve	0	0	0	0	0	0
733	10-03-2026	102-PSV-201B D/S line (I/V Gland)	733	6 Inch	Valve	0	0	0	0	0	0
734	10-03-2026	102-PSV-201B D/S line (I/V U/S Flange)	734	"	Flange	0	0	0	0	0	0
735	10-03-2026	102-PSV-201B D/S line (I/V D/S Flange)	735	"	Flange	0	0	0	0	0	0
736	10-03-2026	102-PSV-201B D/S line (I/V Flange/Bonnet)	736	"	Flange	0	0	0	0	0	0
737	10-03-2026	102-PSV-201B D/S drain line (I/V Gland)	737	0.5 Inch	Valve	0	0	0	0	0	0
738	10-03-2026	102-PSV-201B D/S drain line (I/V Flange/Bonnet)	738	"	Flange	0	0	0	0	0	0
739	10-03-2026	102-PSV-201B D/S drain line (End Flange)	739	"	Flange	0	0	0	0	0	0

Sr.No.	Date	Location	Tag No.	Line Size	Componenet Type	Screening Value (PPM) before Repair	Emission Kg/Hr	Emission Kg/day	Screening Value (PPM) afterRepair	Emission Kg/Hr	Emission Kg/day
INDMAX FCC											
1	11-03-2026	101-FV-6102 (C/V Gland)	1	3 Inch	Valve	0	0	0	0	0	0
2	11-03-2026	101-FV-6102 (C/V U/S Flange)	2	"	Flange	0	0	0	0	0	0
3	11-03-2026	101-FV-6102 (C/V D/S Flange)	3	"	Flange	0	0	0	0	0	0
4	11-03-2026	101-FV-6102 (C/V Flange/Bonnet)	4	"	Flange	0	0	0	0	0	0
5	11-03-2026	101-FV-6102 U/S line (I/V Gland)	5	4 Inch	Valve	0	0	0	0	0	0
6	11-03-2026	101-FV-6102 U/S line (I/V U/S Flange)	6	"	Flange	0	0	0	0	0	0
7	11-03-2026	101-FV-6102 U/S line (I/V D/S Flange)	7	"	Flange	0	0	0	0	0	0
8	11-03-2026	101-FV-6102 U/S line (I/V Flange/Bonnet)	8	"	Flange	0	0	0	0	0	0
9	11-03-2026	101-FV-6102 D/S line (I/V Gland)	9	"	Valve	0	0	0	0	0	0
10	11-03-2026	101-FV-6102 D/S line (I/V U/S Flange)	10	"	Flange	0	0	0	0	0	0
11	11-03-2026	101-FV-6102 D/S line (I/V D/S Flange)	11	"	Flange	0	0	0	0	0	0
12	11-03-2026	101-FV-6102 D/S line (I/V Flange/Bonnet)	12	"	Flange	0	0	0	0	0	0
13	11-03-2026	101-FV-6102 Bypass line (I/V Gland)	13	3 Inch	Valve	0	0	0	0	0	0
14	11-03-2026	101-FV-6102 Bypass line (I/V U/S Flange)	14	"	Flange	0	0	0	0	0	0
15	11-03-2026	101-FV-6102 Bypass line (I/V D/S Flange)	15	"	Flange	0	0	0	0	0	0
16	11-03-2026	101-FV-6102 Bypass line (I/V Flange/Bonnet)	16	"	Flange	0	0	0	0	0	0
17	11-03-2026	101-FV-6102 U/S drain line (I/V Gland)	17	0.5 Inch	Valve	0	0	0	0	0	0
18	11-03-2026	101-FV-6102 U/S drain line (I/V Flange/Bonnet)	18	"	Flange	0	0	0	0	0	0
19	11-03-2026	101-FV-6102 U/S drain line (End Flange)	19	"	Flange	0	0	0	0	0	0
20	11-03-2026	101-FV-6102 D/S drain line (I/V Gland)	20	"	Valve	0	0	0	0	0	0
21	11-03-2026	101-FV-6102 D/S drain line (I/V Flange/Bonnet)	21	"	Flange	0	0	0	0	0	0
22	11-03-2026	101-FV-6102 D/S drain line (End Flange)	22	"	Flange	0	0	0	0	0	0
23	11-03-2026	101-FV-6103 (C/V Gland)	23	2 Inch	Valve	19.8	0.00006	0.00142	19.8	0.00006	0.00142
24	11-03-2026	101-FV-6103 (C/V U/S Flange)	24	"	Flange	0	0	0	0	0	0
25	11-03-2026	101-FV-6103 (C/V D/S Flange)	25	"	Flange	0	0	0	0	0	0
26	11-03-2026	101-FV-6103 (C/V Flange/Bonnet)	26	"	Flange	0	0	0	0	0	0
27	11-03-2026	101-FV-6103 U/S line (I/V Gland)	27	4 Inch	Valve	0	0	0	0	0	0
28	11-03-2026	101-FV-6103 U/S line (I/V U/S Flange)	28	"	Flange	0	0	0	0	0	0
29	11-03-2026	101-FV-6103 U/S line (I/V D/S Flange)	29	"	Flange	0	0	0	0	0	0
30	11-03-2026	101-FV-6103 U/S line (I/V Flange/Bonnet)	30	"	Flange	0	0	0	0	0	0
31	11-03-2026	101-FV-6103 D/S line (I/V Gland)	31	"	Valve	0	0	0	0	0	0
32	11-03-2026	101-FV-6103 D/S line (I/V U/S Flange)	32	"	Flange	0	0	0	0	0	0
33	11-03-2026	101-FV-6103 D/S line (I/V D/S Flange)	33	"	Flange	0	0	0	0	0	0
34	11-03-2026	101-FV-6103 D/S line (I/V Flange/Bonnet)	34	"	Flange	0	0	0	0	0	0
35	11-03-2026	101-FV-6103 Bypass line (I/V Gland)	35	3 Inch	Valve	0	0	0	0	0	0
36	11-03-2026	101-FV-6103 Bypass line (I/V U/S Flange)	36	"	Flange	0	0	0	0	0	0
37	11-03-2026	101-FV-6103 Bypass line (I/V D/S Flange)	37	"	Flange	0	0	0	0	0	0
38	11-03-2026	101-FV-6103 Bypass line (I/V Flange/Bonnet)	38	"	Flange	0	0	0	0	0	0
39	11-03-2026	101-FV-6103 U/S drain line (I/V Gland)	39	0.5 Inch	Valve	0	0	0	0	0	0

Sr.No.	Date	Location	Tag No.	Line Size	Componenet Type	Screening Value (PPM) before Repair	Emission Kg/Hr	Emission Kg/day	Screening Value (PPM) afterRepair	Emission Kg/Hr	Emission Kg/day
40	11-03-2026	101-FV-6103 U/S drain line (I/V Flange/Bonnet)	40	"	Flange	0	0	0	0	0	0
41	11-03-2026	101-FV-6103 U/S drain line (End Flange)	41	"	Flange	0	0	0	0	0	0
42	11-03-2026	101-FV-6103 D/S drain line (I/V Gland)	42	"	Valve	0	0	0	0	0	0
43	11-03-2026	101-FV-6103 D/S drain line (I/V Flange/Bonnet)	43	"	Flange	0	0	0	0	0	0
44	11-03-2026	101-FV-6103 D/S drain line (End Flange)	44	"	Flange	0	0	0	0	0	0
45	11-03-2026	101-FV-6101 (C/V Gland)	45	1.5 Inch	Valve	15.2	0.00005	0.00120	15.2	0.00005	0.00120
46	11-03-2026	101-FV-6101 (C/V U/S Flange)	46	"	Flange	0	0	0	0	0	0
47	11-03-2026	101-FV-6101 (C/V D/S Flange)	47	"	Flange	0	0	0	0	0	0
48	11-03-2026	101-FV-6101 (C/V Flange/Bonnet)	48	"	Flange	0	0	0	0	0	0
49	11-03-2026	101-FV-6101 U/S line (I/V Gland)	49	3 Inch	Valve	0	0	0	0	0	0
50	11-03-2026	101-FV-6101 U/S line (I/V U/S Flange)	50	"	Flange	0	0	0	0	0	0
51	11-03-2026	101-FV-6101 U/S line (I/V D/S Flange)	51	"	Flange	0	0	0	0	0	0
52	11-03-2026	101-FV-6101 U/S line (I/V Flange/Bonnet)	52	"	Flange	0	0	0	0	0	0
53	11-03-2026	101-FV-6101 D/S line (I/V Gland)	53	"	Valve	68.2	0.00013	0.00314	68.2	0.00013	0.00314
54	11-03-2026	101-FV-6101 D/S line (I/V U/S Flange)	54	"	Flange	0	0	0	0	0	0
55	11-03-2026	101-FV-6101 D/S line (I/V D/S Flange)	55	"	Flange	0	0	0	0	0	0
56	11-03-2026	101-FV-6101 D/S line (I/V Flange/Bonnet)	56	"	Flange	0	0	0	0	0	0
57	11-03-2026	101-FV-6101 Bypass line (I/V Gland)	57	1.5 Inch	Valve	0	0	0	0	0	0
58	11-03-2026	101-FV-6101 Bypass line (I/V U/S Flange)	58	"	Flange	0	0	0	0	0	0
59	11-03-2026	101-FV-6101 Bypass line (I/V D/S Flange)	59	"	Flange	0	0	0	0	0	0
60	11-03-2026	101-FV-6101 Bypass line (I/V Flange/Bonnet)	60	"	Flange	0	0	0	0	0	0
61	11-03-2026	101-FV-6101 Drain line (I/V Gland)	61	0.5 Inch	Valve	0	0	0	0	0	0
62	11-03-2026	101-FV-6101 Drain line (I/V Flange/Bonnet)	62	"	Flange	0	0	0	0	0	0
63	11-03-2026	101-FV-6101 Drain line (End Flange)	63	"	Flange	0	0	0	0	0	0
64	11-03-2026	101-FV-6001 (C/V Gland)	64	2 Inch	Valve	0	0	0	0	0	0
65	11-03-2026	101-FV-6001 (C/V U/S Flange)	65	"	Flange	0	0	0	0	0	0
66	11-03-2026	101-FV-6001 (C/V D/S Flange)	66	"	Flange	224.7	0.00021	0.00497	224.7	0.00021	0.00497
67	11-03-2026	101-FV-6001 (C/V Flange/Bonnet)	67	"	Flange	0	0	0	0	0	0
68	11-03-2026	101-FV-6001 U/S line (I/V Gland)	68	3 Inch	Valve	0	0	0	0	0	0
69	11-03-2026	101-FV-6001 U/S line (I/V U/S Flange)	69	"	Flange	0	0	0	0	0	0
70	11-03-2026	101-FV-6001 U/S line (I/V D/S Flange)	70	"	Flange	0	0	0	0	0	0
71	11-03-2026	101-FV-6001 U/S line (I/V Flange/Bonnet)	71	"	Flange	0	0	0	0	0	0
72	11-03-2026	101-FV-6001 D/S line (I/V Gland)	72	"	Valve	0	0	0	0	0	0
73	11-03-2026	101-FV-6001 D/S line (I/V U/S Flange)	73	"	Flange	0	0	0	0	0	0
74	11-03-2026	101-FV-6001 D/S line (I/V D/S Flange)	74	"	Flange	0	0	0	0	0	0
75	11-03-2026	101-FV-6001 D/S line (I/V Flange/Bonnet)	75	"	Flange	0	0	0	0	0	0
76	11-03-2026	101-FV-6001 Bypass line (I/V Gland)	76	1.5 Inch	Valve	0	0	0	0	0	0
77	11-03-2026	101-FV-6001 Bypass line (I/V U/S Flange)	77	"	Flange	0	0	0	0	0	0
78	11-03-2026	101-FV-6001 Bypass line (I/V D/S Flange)	78	"	Flange	0	0	0	0	0	0
79	11-03-2026	101-FV-6001 Bypass line (I/V Flange/Bonnet)	79	"	Flange	0	0	0	0	0	0

Sr.No.	Date	Location	Tag No.	Line Size	Componenet Type	Screening Value (PPM) before Repair	Emission Kg/Hr	Emission Kg/day	Screening Value (PPM) afterRepair	Emission Kg/Hr	Emission Kg/day
80	11-03-2026	101-FV-6001 Drain line (I/V Gland)	80	0.5 Inch	Valve	0	0	0	0	0	0
81	11-03-2026	101-FV-6001 Drain line (I/V Flange/Bonnet)	81	"	Flange	0	0	0	0	0	0
82	11-03-2026	101-FV-6001 Drain line (End Flange)	82	"	Flange	0	0	0	0	0	0
83	11-03-2026	101-FV-6201 (C/V Gland)	83	2 Inch	Valve	0	0	0	0	0	0
84	11-03-2026	101-FV-6201 (C/V U/S Flange)	84	"	Flange	0	0	0	0	0	0
85	11-03-2026	101-FV-6201 (C/V D/S Flange)	85	"	Flange	0	0	0	0	0	0
86	11-03-2026	101-FV-6201 (C/V Flange/Bonnet)	86	"	Flange	0	0	0	0	0	0
87	11-03-2026	101-FV-6201 U/S line (I/V Gland)	87	4 Inch	Valve	0	0	0	0	0	0
88	11-03-2026	101-FV-6201 U/S line (I/V U/S Flange)	88	"	Flange	0	0	0	0	0	0
89	11-03-2026	101-FV-6201 U/S line (I/V D/S Flange)	89	"	Flange	0	0	0	0	0	0
90	11-03-2026	101-FV-6201 U/S line (I/V Flange/Bonnet)	90	"	Flange	0	0	0	0	0	0
91	11-03-2026	101-FV-6201 D/S line (I/V Gland)	91	"	Valve	0	0	0	0	0	0
92	11-03-2026	101-FV-6201 D/S line (I/V U/S Flange)	92	"	Flange	0	0	0	0	0	0
93	11-03-2026	101-FV-6201 D/S line (I/V D/S Flange)	93	"	Flange	0	0	0	0	0	0
94	11-03-2026	101-FV-6201 D/S line (I/V Flange/Bonnet)	94	"	Flange	0	0	0	0	0	0
95	11-03-2026	101-FV-6201 Bypass line (I/V Gland)	95	2 Inch	Valve	0	0	0	0	0	0
96	11-03-2026	101-FV-6201 Bypass line (I/V U/S Flange)	96	"	Flange	0	0	0	0	0	0
97	11-03-2026	101-FV-6201 Bypass line (I/V D/S Flange)	97	"	Flange	0	0	0	0	0	0
98	11-03-2026	101-FV-6201 Bypass line (I/V Flange/Bonnet)	98	"	Flange	0	0	0	0	0	0
99	11-03-2026	101-FV-6201 Drain line (I/V Gland)	99	0.5 Inch	Valve	0	0	0	0	0	0
100	11-03-2026	101-FV-6201 Drain line (I/V Flange/Bonnet)	100	"	Flange	0	0	0	0	0	0
101	11-03-2026	101-FV-6201 Drain line (End Flange)	101	"	Flange	0	0	0	0	0	0
102	11-03-2026	101-FV-6203 (C/V Gland)	102	2 Inch	Valve	0	0	0	0	0	0
103	11-03-2026	101-FV-6203 (C/V U/S Flange)	103	"	Flange	0	0	0	0	0	0
104	11-03-2026	101-FV-6203 (C/V D/S Flange)	104	"	Flange	0	0	0	0	0	0
105	11-03-2026	101-FV-6203 (C/V Flange/Bonnet)	105	"	Flange	0	0	0	0	0	0
106	11-03-2026	101-FV-6203 U/S line (I/V Gland)	106	4 Inch	Valve	0	0	0	0	0	0
107	11-03-2026	101-FV-6203 U/S line (I/V U/S Flange)	107	"	Flange	0	0	0	0	0	0
108	11-03-2026	101-FV-6203 U/S line (I/V D/S Flange)	108	"	Flange	0	0	0	0	0	0
109	11-03-2026	101-FV-6203 U/S line (I/V Flange/Bonnet)	109	"	Flange	0	0	0	0	0	0
110	11-03-2026	101-FV-6203 D/S line (I/V Gland)	110	"	Valve	0	0	0	0	0	0
111	11-03-2026	101-FV-6203 D/S line (I/V U/S Flange)	111	"	Flange	0	0	0	0	0	0
112	11-03-2026	101-FV-6203 D/S line (I/V D/S Flange)	112	"	Flange	0	0	0	0	0	0
113	11-03-2026	101-FV-6203 D/S line (I/V Flange/Bonnet)	113	"	Flange	0	0	0	0	0	0
114	11-03-2026	101-FV-6203 Bypass line (I/V Gland)	114	2 Inch	Valve	0	0	0	0	0	0
115	11-03-2026	101-FV-6203 Bypass line (I/V U/S Flange)	115	"	Flange	0	0	0	0	0	0
116	11-03-2026	101-FV-6203 Bypass line (I/V D/S Flange)	116	"	Flange	0	0	0	0	0	0
117	11-03-2026	101-FV-6203 Bypass line (I/V Flange/Bonnet)	117	"	Flange	0	0	0	0	0	0
118	11-03-2026	101-FV-6203 Drain line (I/V Gland)	118	0.5 Inch	Valve	0	0	0	0	0	0
119	11-03-2026	101-FV-6203 Drain line (I/V Flange/Bonnet)	119	"	Flange	0	0	0	0	0	0

Sr.No.	Date	Location	Tag No.	Line Size	Componenet Type	Screening Value (PPM) before Repair	Emission Kg/Hr	Emission Kg/day	Screening Value (PPM) afterRepair	Emission Kg/Hr	Emission Kg/day
120	11-03-2026	101-FV-6203 Drain line (End Flange)	120	"	Flange	0	0	0	0	0	0
121	11-03-2026	101-PM-022A Suction line (I/V Gland)	121	6 Inch	Valve	0	0	0	0	0	0
122	11-03-2026	101-PM-022A Suction line (I/V U/S Flange)	122	"	Flange	0	0	0	0	0	0
123	11-03-2026	101-PM-022A Suction line (I/V D/S Flange)	123	"	Flange	0	0	0	0	0	0
124	11-03-2026	101-PM-022A Suction line (I/V Flange/Bonnet)	124	"	Flange	0	0	0	0	0	0
125	11-03-2026	101-PM-022A Discharge line (I/V Gland)	125	4 Inch	Valve	0	0	0	0	0	0
126	11-03-2026	101-PM-022A Discharge line (I/V U/S Flange)	126	"	Flange	0	0	0	0	0	0
127	11-03-2026	101-PM-022A Discharge line (I/V D/S Flange)	127	"	Flange	0	0	0	0	0	0
128	11-03-2026	101-PM-022A Discharge line (I/V Flange/Bonnet)	128	"	Flange	0	0	0	0	0	0
129	11-03-2026	101-PM-022A Discharge line (NRV Top Flange)	129	4 Inch	Valve	0	0	0	0	0	0
130	11-03-2026	101-PM-022A Discharge line (I/V U/S Flange)	130	"	Flange	0	0	0	0	0	0
131	11-03-2026	101-PM-022A Discharge line (I/V D/S Flange)	131	"	Flange	0	0	0	0	0	0
132	11-03-2026	101-PM-022A Discharge line drain (I/V Gland)	132	0.5 Inch	Valve	0	0	0	0	0	0
133	11-03-2026	101-PM-022A Discharge line drain (I/V Flange/Bonnet)	133	"	Flange	0	0	0	0	0	0
134	11-03-2026	101-PM-022A Discharge line drain (End Flange)	134	"	Flange	0	0	0	0	0	0
135	11-03-2026	101-PM-022B Suction line (I/V Gland)	135	6 Inch	Valve	0	0	0	0	0	0
136	11-03-2026	101-PM-022B Suction line (I/V U/S Flange)	136	"	Flange	0	0	0	0	0	0
137	11-03-2026	101-PM-022B Suction line (I/V D/S Flange)	137	"	Flange	0	0	0	0	0	0
138	11-03-2026	101-PM-022B Suction line (I/V Flange/Bonnet)	138	"	Flange	0	0	0	0	0	0
139	11-03-2026	101-PM-022B Discharge line (I/V Gland)	139	4 Inch	Valve	0	0	0	0	0	0
140	11-03-2026	101-PM-022B Discharge line (I/V U/S Flange)	140	"	Flange	0	0	0	0	0	0
141	11-03-2026	101-PM-022B Discharge line (I/V D/S Flange)	141	"	Flange	0	0	0	0	0	0
142	11-03-2026	101-PM-022B Discharge line (I/V Flange/Bonnet)	142	"	Flange	0	0	0	0	0	0
143	11-03-2026	101-PM-022B Discharge line (NRV Top Flange)	143	4 Inch	Flange	0	0	0	0	0	0
144	11-03-2026	101-PM-022B Discharge line (I/V U/S Flange)	144	"	Flange	0	0	0	0	0	0
145	11-03-2026	101-PM-022B Discharge line (I/V D/S Flange)	145	"	Flange	0	0	0	0	0	0
146	11-03-2026	101-PM-021A Suction line (I/V Gland)	146	8 Inch	Valve	0	0	0	0	0	0
147	11-03-2026	101-PM-021A Suction line (I/V U/S Flange)	147	"	Flange	0	0	0	0	0	0
148	11-03-2026	101-PM-021A Suction line (I/V D/S Flange)	148	"	Flange	0	0	0	0	0	0
149	11-03-2026	101-PM-021A Suction line (I/V Flange/Bonnet)	149	"	Flange	0	0	0	0	0	0
150	11-03-2026	101-PM-021A Discharge line (I/V Gland)	150	6 Inch	Valve	961	0.00071	0.01715	961	0.00071	0.01715
151	11-03-2026	101-PM-021A Discharge line (I/V U/S Flange)	151	"	Flange	0	0	0	0	0	0
152	11-03-2026	101-PM-021A Discharge line (I/V D/S Flange)	152	"	Flange	0	0	0	0	0	0
153	11-03-2026	101-PM-021A Discharge line (I/V Flange/Bonnet)	153	"	Flange	0	0	0	0	0	0
154	11-03-2026	101-PM-021A Discharge line (NRV Top Flange)	154	"	Flange	0	0	0	0	0	0
155	11-03-2026	101-PM-021A Discharge line (I/V U/S Flange)	155	"	Flange	0	0	0	0	0	0
156	11-03-2026	101-PM-021A Discharge line (I/V D/S Flange)	156	"	Flange	0	0	0	0	0	0
157	11-03-2026	101-PM-021A Discharge line drain (I/V Gland)	157	0.5 Inch	Valve	0	0	0	0	0	0
158	11-03-2026	101-PM-021A Discharge line drain (I/V Flange/Bonnet)	158	"	Flange	0	0	0	0	0	0
159	11-03-2026	101-PM-021A Discharge line drain (End Flange)	159	"	Flange	0	0	0	0	0	0

Sr.No.	Date	Location	Tag No.	Line Size	Componenet Type	Screening Value (PPM) before Repair	Emission Kg/Hr	Emission Kg/day	Screening Value (PPM) afterRepair	Emission Kg/Hr	Emission Kg/day
160	11-03-2026	101-PM-021B Suction line (I/V Gland)	160	8 Inch	Valve	62.5	0.00012	0.00297	62.5	0.00012	0.00297
161	11-03-2026	101-PM-021B Suction line (I/V U/S Flange)	161	"	Flange	0	0	0	0	0	0
162	11-03-2026	101-PM-021B Suction line (I/V D/S Flange)	162	"	Flange	0	0	0	0	0	0
163	11-03-2026	101-PM-021B Suction line (I/V Flange/Bonnet)	163	"	Flange	0	0	0	0	0	0
164	11-03-2026	101-PM-021B Discharge line (I/V Gland)	164	6 Inch	Valve	0	0	0	0	0	0
165	11-03-2026	101-PM-021B Discharge line (I/V U/S Flange)	165	"	Flange	45.9	0.00068	0.01620	45.9	0.00068	0.01620
166	11-03-2026	101-PM-021B Discharge line (I/V D/S Flange)	166	"	Flange	0	0	0	0	0	0
167	11-03-2026	101-PM-021B Discharge line (I/V Flange/Bonnet)	167	"	Flange	0	0	0	0	0	0
168	11-03-2026	101-PM-021B Discharge line (NRV Top Flange)	168	"	Flange	0	0	0	0	0	0
169	11-03-2026	101-PM-021B Discharge line (I/V U/S Flange)	169	"	Flange	0	0	0	0	0	0
170	11-03-2026	101-PM-021B Discharge line (I/V D/S Flange)	170	"	Flange	0	0	0	0	0	0
171	11-03-2026	101-FV-5802 (C/V Gland)	171	Insulation	Valve	0	0	0	0	0	0
172	11-03-2026	101-FV-5802 U/S line(I/V Gland)	172	"	Valve	18.2	0.00006	0.00134	18.2	0.00006	0.00134
173	11-03-2026	101-FV-5802 D/S line(I/V Gland)	173	"	Valve	0	0	0	0	0	0
174	11-03-2026	101-FV-5802 Bypass line(I/V Gland)	174	"	Valve	0	0	0	0	0	0
175	11-03-2026	101-PM-019A Suction line (I/V Gland)	175	8 Inch	Valve	0	0	0	0	0	0
176	11-03-2026	101-PM-019A Suction line (I/V U/S Flange)	176	"	Flange	0	0	0	0	0	0
177	11-03-2026	101-PM-019A Suction line (I/V D/S Flange)	177	"	Flange	0	0	0	0	0	0
178	11-03-2026	101-PM-019A Suction line (I/V Flange/Bonnet)	178	"	Flange	0	0	0	0	0	0
179	11-03-2026	101-PM-019A Discharge line (I/V Gland)	179	6 Inch	Valve	0	0	0	0	0	0
180	11-03-2026	101-PM-019A Discharge line (I/V U/S Flange)	180	"	Flange	0	0	0	0	0	0
181	11-03-2026	101-PM-019A Discharge line (I/V D/S Flange)	181	"	Flange	0	0	0	0	0	0
182	11-03-2026	101-PM-019A Discharge line (I/V Flange/Bonnet)	182	"	Flange	0	0	0	0	0	0
183	11-03-2026	101-PM-019A Discharge line (NRV Top Flange)	183	"	Flange	0	0	0	0	0	0
184	11-03-2026	101-PM-019A Discharge line (I/V U/S Flange)	184	"	Flange	0	0	0	0	0	0
185	11-03-2026	101-PM-019A Discharge line (I/V D/S Flange)	185	"	Flange	0	0	0	0	0	0
186	11-03-2026	101-PM-019A Discharge line drain (I/V Gland)	186	0.5 Inch	Valve	0	0	0	0	0	0
187	11-03-2026	101-PM-019A Discharge line drain (I/V Flange/Bonnet)	187	"	Flange	0	0	0	0	0	0
188	11-03-2026	101-PM-019A Discharge line drain (End Flange)	188	"	Flange	0	0	0	0	0	0
189	11-03-2026	101-PM-019B Suction line (I/V Gland)	189	8 Inch	Valve	0	0	0	0	0	0
190	11-03-2026	101-PM-019B Suction line (I/V U/S Flange)	190	"	Flange	0	0	0	0	0	0
191	11-03-2026	101-PM-019B Suction line (I/V D/S Flange)	191	"	Flange	0	0	0	0	0	0
192	11-03-2026	101-PM-019B Suction line (I/V Flange/Bonnet)	192	"	Flange	0	0	0	0	0	0
193	11-03-2026	101-PM-019B Discharge line (I/V Gland)	193	6 Inch	Valve	0	0	0	0	0	0
194	11-03-2026	101-PM-019B Discharge line (I/V U/S Flange)	194	"	Flange	0	0	0	0	0	0
195	11-03-2026	101-PM-019B Discharge line (I/V D/S Flange)	195	"	Flange	0	0	0	0	0	0
196	11-03-2026	101-PM-019B Discharge line (I/V Flange/Bonnet)	196	"	Flange	0	0	0	0	0	0
197	11-03-2026	101-PM-019B Discharge line (NRV Top Flange)	197	"	Flange	0	0	0	0	0	0
198	11-03-2026	101-PM-019B Discharge line (I/V U/S Flange)	198	"	Flange	0	0	0	0	0	0
199	11-03-2026	101-PM-019B Discharge line (I/V D/S Flange)	199	"	Flange	0	0	0	0	0	0

Sr.No.	Date	Location	Tag No.	Line Size	Componenet Type	Screening Value (PPM) before Repair	Emission Kg/Hr	Emission Kg/day	Screening Value (PPM) afterRepair	Emission Kg/Hr	Emission Kg/day
200	11-03-2026	101-PM-019B Discharge line drain (I/V Gland)	200	0.5 Inch	Valve	0	0	0	0	0	0
201	11-03-2026	101-PM-019B Discharge line drain (I/V Flange/Bonnet)	201	"	Flange	0	0	0	0	0	0
202	11-03-2026	101-PM-019B Discharge line drain (End Flange)	202	"	Flange	0	0	0	0	0	0
203	12-03-2026	101-FV-5801 (C/V Gland)	203	4 Inch	Valve	0	0	0	0	0	0
204	12-03-2026	101-FV-5801 (C/V U/S Flange)	204	"	Flange	0	0	0	0	0	0
205	12-03-2026	101-FV-5801 (C/V D/S Flange)	205	"	Flange	0	0	0	0	0	0
206	12-03-2026	101-FV-5801 (C/V Flange/Bonnet)	206	"	Flange	0	0	0	0	0	0
207	12-03-2026	101-FV-5801 U/S line (I/V Gland)	207	6 Inch	Valve	0	0	0	0	0	0
208	12-03-2026	101-FV-5801 U/S line (I/V U/S Flange)	208	"	Flange	0	0	0	0	0	0
209	12-03-2026	101-FV-5801 U/S line (I/V D/S Flange)	209	"	Flange	0	0	0	0	0	0
210	12-03-2026	101-FV-5801 U/S line (I/V Flange/Bonnet)	210	"	Flange	0	0	0	0	0	0
211	12-03-2026	101-FV-5801 D/S line (I/V Gland)	211	"	Valve	0	0	0	0	0	0
212	12-03-2026	101-FV-5801 D/S line (I/V U/S Flange)	212	"	Flange	0	0	0	0	0	0
213	12-03-2026	101-FV-5801 D/S line (I/V D/S Flange)	213	"	Flange	0	0	0	0	0	0
214	12-03-2026	101-FV-5801 D/S line (I/V Flange/Bonnet)	214	"	Flange	0	0	0	0	0	0
215	12-03-2026	101-FV-5801 Bypass line (I/V Gland)	215	4 Inch	Valve	0	0	0	0	0	0
216	12-03-2026	101-FV-5801 Bypass line (I/V U/S Flange)	216	"	Flange	0	0	0	0	0	0
217	12-03-2026	101-FV-5801 Bypass line (I/V D/S Flange)	217	"	Flange	0	0	0	0	0	0
218	12-03-2026	101-FV-5801 Bypass line (I/V Flange/Bonnet)	218	"	Flange	0	0	0	0	0	0
219	12-03-2026	101-FV-5801 Drain line (I/V Gland)	219	0.5 Inch	Valve	0	0	0	0	0	0
220	12-03-2026	101-FV-5801 Drain line (I/V Flange/Bonnet)	220	"	Flange	0	0	0	0	0	0
221	12-03-2026	101-FV-5801 Drain line (End Flange)	221	"	Flange	0	0	0	0	0	0
222	12-03-2026	101-PV-6001B (C/V Gland)	222	3 Inch	Valve	0	0	0	0	0	0
223	12-03-2026	101-PV-6001B (C/V U/S Flange)	223	"	Flange	0	0	0	0	0	0
224	12-03-2026	101-PV-6001B (C/V D/S Flange)	224	"	Flange	0	0	0	0	0	0
225	12-03-2026	101-PV-6001B (C/V Flange/Bonnet)	225	"	Flange	0	0	0	0	0	0
226	12-03-2026	101-PV-6001B U/S line (I/V Gland)	226	"	Valve	0	0	0	0	0	0
227	12-03-2026	101-PV-6001B U/S line (I/V U/S Flange)	227	"	Flange	0	0	0	0	0	0
228	12-03-2026	101-PV-6001B U/S line (I/V D/S Flange)	228	"	Flange	0	0	0	0	0	0
229	12-03-2026	101-PV-6001B U/S line (I/V Flange/Bonnet)	229	"	Flange	0	0	0	0	0	0
230	12-03-2026	101-PV-6001B D/S line (I/V Gland)	230	4 Inch	Valve	0	0	0	0	0	0
231	12-03-2026	101-PV-6001B D/S line (I/V U/S Flange)	231	"	Flange	0	0	0	0	0	0
232	12-03-2026	101-PV-6001B D/S line (I/V D/S Flange)	232	"	Flange	0	0	0	0	0	0
233	12-03-2026	101-PV-6001B D/S line (I/V Flange/Bonnet)	233	"	Flange	0	0	0	0	0	0
234	12-03-2026	101-PV-6001B Bypass line (I/V Gland)	234	3 Inch	Valve	0	0	0	0	0	0
235	12-03-2026	101-PV-6001B Bypass line (I/V U/S Flange)	235	"	Flange	0	0	0	0	0	0
236	12-03-2026	101-PV-6001B Bypass line (I/V D/S Flange)	236	"	Flange	0	0	0	0	0	0
237	12-03-2026	101-PV-6001B Bypass line (I/V Flange/Bonnet)	237	"	Flange	0	0	0	0	0	0
238	12-03-2026	101-PV-6001B U/S drain line (I/V Gland)	238	0.5 Inch	Valve	0	0	0	0	0	0
239	12-03-2026	101-PV-6001B U/S drain line (I/V Flange/Bonnet)	239	"	Flange	0	0	0	0	0	0

Sr.No.	Date	Location	Tag No.	Line Size	Componenet Type	Screening Value (PPM) before Repair	Emission Kg/Hr	Emission Kg/day	Screening Value (PPM) afterRepair	Emission Kg/Hr	Emission Kg/day
240	12-03-2026	101-PV-6001B U/S drain line (End Flange)	240	"	Flange	0	0	0	0	0	0
241	12-03-2026	101-PV-6001B D/S drain line (I/V Gland)	241	"	Valve	0	0	0	0	0	0
242	12-03-2026	101-PV-6001B U/S drain line (I/V Flange/Bonnet)	242	"	Flange	0	0	0	0	0	0
243	12-03-2026	101-PV-6001B U/S drain line (End Flange)	243	"	Flange	0	0	0	0	0	0
244	12-03-2026	101-PM-013 Suction line (I/V Gland)	244	2 Inch	Valve	0	0	0	0	0	0
245	12-03-2026	101-PM-013 Suction line (I/V U/S Flange)	245	"	Flange	0	0	0	0	0	0
246	12-03-2026	101-PM-013 Suction line (I/V D/S Flange)	246	"	Flange	0	0	0	0	0	0
247	12-03-2026	101-PM-013 Suction line (I/V Flange/Bonnet)	247	"	Flange	0	0	0	0	0	0
248	12-03-2026	101-PM-013 Discharge line (I/V Gland)	248	1.5 Inch	Valve	0	0	0	0	0	0
249	12-03-2026	101-PM-013 Discharge line (I/V U/S Flange)	249	"	Flange	0	0	0	0	0	0
250	12-03-2026	101-PM-013 Discharge line (I/V D/S Flange)	250	"	Flange	0	0	0	0	0	0
251	12-03-2026	101-PM-013 Discharge line (I/V Flange/Bonnet)	251	"	Flange	0	0	0	0	0	0
252	12-03-2026	101-PM-013 Discharge line (NRV U/S Flange)	252	"	Flange	0	0	0	0	0	0
253	12-03-2026	101-PM-013 Discharge line (NRV D/S Flange)	253	"	Flange	0	0	0	0	0	0
254	12-03-2026	101-PM-013 Discharge line (NRV Top Flanget)	254	"	Flange	0	0	0	0	0	0
255	12-03-2026	101-PM-009A Suction line (I/V Gland)	255	3 Inch	Valve	0	0	0	0	0	0
256	12-03-2026	101-PM-009A Suction line (I/V U/S Flange)	256	"	Flange	0	0	0	0	0	0
257	12-03-2026	101-PM-009A Suction line (I/V D/S Flange)	257	"	Flange	0	0	0	0	0	0
258	12-03-2026	101-PM-009A Suction line (I/V Flange/Bonnet)	258	"	Flange	0	0	0	0	0	0
259	12-03-2026	101-PM-009A Discharge line (I/V Gland)	259	2 Inch	Valve	0	0	0	0	0	0
260	12-03-2026	101-PM-009A Discharge line (I/V U/S Flange)	260	"	Flange	0	0	0	0	0	0
261	12-03-2026	101-PM-009A Discharge line (I/V D/S Flange)	261	"	Flange	0	0	0	0	0	0
262	12-03-2026	101-PM-009A Discharge line (I/V Flange/Bonnet)	262	"	Flange	0	0	0	0	0	0
263	12-03-2026	101-PM-009A Discharge line (NRV Top Flange)	263	"	Flange	0	0	0	0	0	0
264	12-03-2026	101-PM-009A Discharge line (NRV U/S Flange)	264	"	Flange	0	0	0	0	0	0
265	12-03-2026	101-PM-009A Discharge line (NRV D/S Flange)	265	"	Flange	0	0	0	0	0	0
266	12-03-2026	101-PM-009B Suction line (I/V Gland)	266	3 Inch	Valve	0	0	0	0	0	0
267	12-03-2026	101-PM-009B Suction line (I/V U/S Flange)	267	"	Flange	0	0	0	0	0	0
268	12-03-2026	101-PM-009B Suction line (I/V D/S Flange)	268	"	Flange	0	0	0	0	0	0
269	12-03-2026	101-PM-009B Suction line (I/V Flange/Bonnet)	269	"	Flange	0	0	0	0	0	0
270	12-03-2026	101-PM-009B Discharge line (I/V Gland)	270	2 Inch	Valve	0	0	0	0	0	0
271	12-03-2026	101-PM-009B Discharge line (I/V U/S Flange)	271	"	Flange	0	0	0	0	0	0
272	12-03-2026	101-PM-009B Discharge line (I/V D/S Flange)	272	"	Flange	0	0	0	0	0	0
273	12-03-2026	101-PM-009B Discharge line (I/V Flange/Bonnet)	273	"	Flange	0	0	0	0	0	0
274	12-03-2026	101-PM-009B Discharge line (NRV Top Flange)	274	"	Flange	0	0	0	0	0	0
275	12-03-2026	101-PM-009B Discharge line (NRV U/S Flange)	275	"	Flange	0	0	0	0	0	0
276	12-03-2026	101-PM-009B Discharge line (NRV D/S Flange)	276	"	Flange	0	0	0	0	0	0
277	12-03-2026	101-FV-4801 (C/V Gland)	277	2 Inch	Valve	0	0	0	0	0	0
278	12-03-2026	101-FV-4801 (C/V U/S Flange)	278	"	Flange	0	0	0	0	0	0
279	12-03-2026	101-FV-4801 (C/V D/S Flange)	279	"	Flange	0	0	0	0	0	0

Sr.No.	Date	Location	Tag No.	Line Size	Componenet Type	Screening Value (PPM) before Repair	Emission Kg/Hr	Emission Kg/day	Screening Value (PPM) afterRepair	Emission Kg/Hr	Emission Kg/day
280	12-03-2026	101-FV-4801 (C/V Flange/Bonnet)	280	"	Flange	0	0	0	0	0	0
281	12-03-2026	101-FV-4801 U/S line (I/V Gland)	281	2 Inch	Valve	0	0	0	0	0	0
282	12-03-2026	101-FV-4801 U/S line (I/V U/S Flange)	282	"	Flange	0	0	0	0	0	0
283	12-03-2026	101-FV-4801 U/S line (I/V D/S Flange)	283	"	Flange	0	0	0	0	0	0
284	12-03-2026	101-FV-4801 U/S line (I/V Flange/Bonnet)	284	"	Flange	0	0	0	0	0	0
285	12-03-2026	101-FV-4801 D/S line (I/V Gland)	285	"	Valve	0	0	0	0	0	0
286	12-03-2026	101-FV-4801 D/S line (I/V U/S Flange)	286	"	Flange	0	0	0	0	0	0
287	12-03-2026	101-FV-4801 D/S line (I/V D/S Flange)	287	"	Flange	0	0	0	0	0	0
288	12-03-2026	101-FV-4801 D/S line (I/V Flange/Bonnet)	288	"	Flange	0	0	0	0	0	0
289	12-03-2026	101-FV-4801 Bypass line (I/V Gland)	289	1.5 Inch	Valve	0	0	0	0	0	0
290	12-03-2026	101-FV-4801 Bypass line (I/V U/S Flange)	290	"	Flange	0	0	0	0	0	0
291	12-03-2026	101-FV-4801 Bypass line (I/V D/S Flange)	291	"	Flange	0	0	0	0	0	0
292	12-03-2026	101-FV-4801 Bypass line (I/V Flange/Bonnet)	292	"	Flange	0	0	0	0	0	0
293	12-03-2026	101-FV-4801 U/S drain line (I/V Gland)	293	0.5 Inch	Valve	0	0	0	0	0	0
294	12-03-2026	101-FV-4801 U/S drain line (I/V Flange/Bonnet)	294	"	Flange	0	0	0	0	0	0
295	12-03-2026	101-FV-4801 U/S drain line (End Flange)	295	"	Flange	0	0	0	0	0	0
296	12-03-2026	101-FV-4801 D/S drain line (I/V Gland)	296	0.5 Inch	Valve	0	0	0	0	0	0
297	12-03-2026	101-FV-4801 D/S drain line (I/V Flange/Bonnet)	297	"	Flange	0	0	0	0	0	0
298	12-03-2026	101-FV-4801 D/S drain line (End Flange)	298	"	Flange	0	0	0	0	0	0
299	12-03-2026	101-PM-012A Suction line (I/V Gland)	299	4 Inch	Valve	0	0	0	0	0	0
300	12-03-2026	101-PM-012A Suction line (I/V U/S Flange)	300	"	Flange	0	0	0	0	0	0
301	12-03-2026	101-PM-012A Suction line (I/V D/S Flange)	301	"	Flange	0	0	0	0	0	0
302	12-03-2026	101-PM-012A Suction line (I/V Flange/Bonnet)	302	"	Flange	0	0	0	0	0	0
303	12-03-2026	101-PM-012A Discharge line (I/V Gland)	303	3 Inch	Valve	0	0	0	0	0	0
304	12-03-2026	101-PM-012A Discharge line (I/V U/S Flange)	304	"	Flange	0	0	0	0	0	0
305	12-03-2026	101-PM-012A Discharge line (I/V D/S Flange)	305	"	Flange	0	0	0	0	0	0
306	12-03-2026	101-PM-012A Discharge line (I/V Flange/Bonnet)	306	"	Flange	0	0	0	0	0	0
307	12-03-2026	101-PM-012A Discharge line (NRV Top Flange)	307	"	Flange	0	0	0	0	0	0
308	12-03-2026	101-PM-012A Discharge line (I/V U/S Flange)	308	"	Flange	0	0	0	0	0	0
309	12-03-2026	101-PM-012A Discharge line (I/V D/S Flange)	309	"	Flange	0	0	0	0	0	0
310	12-03-2026	101-PM-012B Suction line (I/V Gland)	310	4 Inch	Valve	0	0	0	0	0	0
311	12-03-2026	101-PM-012B Suction line (I/V U/S Flange)	311	"	Flange	0	0	0	0	0	0
312	12-03-2026	101-PM-012B Suction line (I/V D/S Flange)	312	"	Flange	0	0	0	0	0	0
313	12-03-2026	101-PM-012B Suction line (I/V Flange/Bonnet)	313	"	Flange	0	0	0	0	0	0
314	12-03-2026	101-PM-012B Discharge line (I/V Gland)	314	3 Inch	Valve	0	0	0	0	0	0
315	12-03-2026	101-PM-012B Discharge line (I/V U/S Flange)	315	"	Flange	0	0	0	0	0	0
316	12-03-2026	101-PM-012B Discharge line (I/V D/S Flange)	316	"	Flange	0	0	0	0	0	0
317	12-03-2026	101-PM-012B Discharge line (I/V Flange/Bonnet)	317	"	Flange	0	0	0	0	0	0
318	12-03-2026	101-PM-012B Discharge line (NRV Top Flange)	318	"	Flange	0	0	0	0	0	0
319	12-03-2026	101-PM-012B Discharge line (I/V U/S Flange)	319	"	Flange	0	0	0	0	0	0

Sr.No.	Date	Location	Tag No.	Line Size	Componenet Type	Screening Value (PPM) before Repair	Emission Kg/Hr	Emission Kg/day	Screening Value (PPM) afterRepair	Emission Kg/Hr	Emission Kg/day
320	12-03-2026	101-PM-012B Discharge line (I/V D/S Flange)	320	"	Flange	0	0	0	0	0	0
321	12-03-2026	101-FV-4502 (C/V Gland)	321	3 Inch	Valve	0	0	0	0	0	0
322	12-03-2026	101-FV-4502 (C/V U/S Flange)	322	"	Flange	0	0	0	0	0	0
323	12-03-2026	101-FV-4502 (C/V D/S Flange)	323	"	Flange	0	0	0	0	0	0
324	12-03-2026	101-FV-4502 (C/V Flange/Bonnet)	324	"	Flange	0	0	0	0	0	0
325	12-03-2026	101-FV-4502 U/S line (I/V Gland)	325	"	Valve	0	0	0	0	0	0
326	12-03-2026	101-FV-4502 U/S line (I/V Flange/Bonnet)	326	"	Flange	0	0	0	0	0	0
327	12-03-2026	101-FV-4502 D/S line (I/V Gland)	327	"	Valve	0	0	0	0	0	0
328	12-03-2026	101-FV-4502 D/S line (I/V Flange/Bonnet)	328	"	Flange	0	0	0	0	0	0
329	12-03-2026	101-FV-4502 Bypass line (I/V Gland)	329	2 Inch	Valve	0	0	0	0	0	0
330	12-03-2026	101-FV-4502 Bypass line (I/V Flange/Bonnet)	330	"	Flange	0	0	0	0	0	0
331	12-03-2026	101-FV-4502 U/S drain line (I/V Gland)	331	0.5 Inch	Valve	0	0	0	0	0	0
332	12-03-2026	101-FV-4502 U/S drain line (I/V Flange/Bonnet)	332	"	Flange	0	0	0	0	0	0
333	12-03-2026	101-FV-4502 U/S drain line (End Flange)	333	"	Flange	0	0	0	0	0	0
334	12-03-2026	101-FV-4502 D/S drain line (I/V Gland)	334	"	Valve	0	0	0	0	0	0
335	12-03-2026	101-FV-4502 D/S drain line (I/V Flange/Bonnet)	335	"	Flange	0	0	0	0	0	0
336	12-03-2026	101-FV-4502 D/S drain line (End Flange)	336	"	Flange	0	0	0	0	0	0
337	12-03-2026	101-FV-4003 (C/V Gland)	337	Insulation	Valve	0	0	0	0	0	0
338	12-03-2026	101-FV-4003 U/S line (I/V Gland)	338	"	Valve	0	0	0	0	0	0
339	12-03-2026	101-FV-4003 D/S line (I/V Gland)	339	"	Valve	0	0	0	0	0	0
340	12-03-2026	101-FV-4003 Bypass line (I/V Gland)	340	"	Valve	0	0	0	0	0	0
341	12-03-2026	101-PM-016A Suction line (I/V Gland)	341	6 Inch	Valve	0	0	0	0	0	0
342	12-03-2026	101-PM-016A Suction line (I/V U/S Flange)	342	"	Flange	0	0	0	0	0	0
343	12-03-2026	101-PM-016A Suction line (I/V D/S Flange)	343	"	Flange	0	0	0	0	0	0
344	12-03-2026	101-PM-016A Suction line (I/V Flange/Bonnet)	344	"	Flange	0	0	0	0	0	0
345	12-03-2026	101-PM-016A Discharge line (I/V Gland)	345	4 Inch	Valve	0	0	0	0	0	0
346	12-03-2026	101-PM-016A Discharge line (I/V U/S Flange)	346	"	Flange	0	0	0	0	0	0
347	12-03-2026	101-PM-016A Discharge line (I/V D/S Flange)	347	"	Flange	0	0	0	0	0	0
348	12-03-2026	101-PM-016A Discharge line (I/V Flange/Bonnet)	348	"	Flange	0	0	0	0	0	0
349	12-03-2026	101-PM-016A Discharge line (NRV Top Flange)	349	"	Flange	0	0	0	0	0	0
350	12-03-2026	101-PM-016A Discharge line (I/V U/S Flange)	350	"	Flange	0	0	0	0	0	0
351	12-03-2026	101-PM-016A Discharge line (I/V D/S Flange)	351	"	Flange	0	0	0	0	0	0
352	12-03-2026	101-PM-016B Suction line (I/V Gland)	352	6 Inch	Valve	0	0	0	0	0	0
353	12-03-2026	101-PM-016B Suction line (I/V U/S Flange)	353	"	Flange	0	0	0	0	0	0
354	12-03-2026	101-PM-016B Suction line (I/V D/S Flange)	354	"	Flange	0	0	0	0	0	0
355	12-03-2026	101-PM-016B Suction line (I/V Flange/Bonnet)	355	"	Flange	0	0	0	0	0	0
356	12-03-2026	101-PM-016B Discharge line (I/V Gland)	356	4 Inch	Valve	0	0	0	0	0	0
357	12-03-2026	101-PM-016B Discharge line (I/V U/S Flange)	357	"	Flange	0	0	0	0	0	0
358	12-03-2026	101-PM-016B Discharge line (I/V D/S Flange)	358	"	Flange	0	0	0	0	0	0
359	12-03-2026	101-PM-016B Discharge line (I/V Flange/Bonnet)	359	"	Flange	0	0	0	0	0	0

Sr.No.	Date	Location	Tag No.	Line Size	Componenet Type	Screening Value (PPM) before Repair	Emission Kg/Hr	Emission Kg/day	Screening Value (PPM) afterRepair	Emission Kg/Hr	Emission Kg/day
360	12-03-2026	101-PM-016B Discharge line (NRV Top Flange)	360	"	Flange	0	0	0	0	0	0
361	12-03-2026	101-PM-016B Discharge line (I/V U/S Flange)	361	"	Flange	0	0	0	0	0	0
362	12-03-2026	101-PM-016B Discharge line (I/V D/S Flange)	362	"	Flange	0	0	0	0	0	0
363	12-03-2026	101-PM-017A Suction line (I/V Gland)	363	6 Inch	Valve	22.8	0.00006	0.00155	22.8	0.00006	0.00155
364	12-03-2026	101-PM-017A Suction line (I/V U/S Flange)	364	"	Flange	0	0	0	0	0	0
365	12-03-2026	101-PM-017A Suction line (I/V D/S Flange)	365	"	Flange	0	0	0	0	0	0
366	12-03-2026	101-PM-017A Suction line (I/V Flange/Bonnet)	366	"	Flange	0	0	0	0	0	0
367	12-03-2026	101-PM-017A Discharge line (I/V Gland)	367	4 Inch	Valve	0	0	0	0	0	0
368	12-03-2026	101-PM-017A Discharge line (I/V U/S Flange)	368	"	Flange	0	0	0	0	0	0
369	12-03-2026	101-PM-017A Discharge line (I/V D/S Flange)	369	"	Flange	0	0	0	0	0	0
370	12-03-2026	101-PM-017A Discharge line (I/V Flange/Bonnet)	370	"	Flange	0	0	0	0	0	0
371	12-03-2026	101-PM-017A Discharge line (NRV Top Flange)	371	"	Flange	0	0	0	0	0	0
372	12-03-2026	101-PM-017A Discharge line (I/V U/S Flange)	372	"	Flange	0	0	0	0	0	0
373	12-03-2026	101-PM-017A Discharge line (I/V D/S Flange)	373	"	Flange	0	0	0	0	0	0
374	12-03-2026	101-PM-017B Suction line (I/V Gland)	374	6 Inch	Valve	0	0	0	0	0	0
375	12-03-2026	101-PM-017B Suction line (I/V U/S Flange)	375	"	Flange	0	0	0	0	0	0
376	12-03-2026	101-PM-017B Suction line (I/V D/S Flange)	376	"	Flange	0	0	0	0	0	0
377	12-03-2026	101-PM-017B Suction line (I/V Flange/Bonnet)	377	"	Flange	0	0	0	0	0	0
378	12-03-2026	101-PM-017B Discharge line (I/V Gland)	378	4 Inch	Valve	0	0	0	0	0	0
379	12-03-2026	101-PM-017B Discharge line (I/V U/S Flange)	379	"	Flange	0	0	0	0	0	0
380	12-03-2026	101-PM-017B Discharge line (I/V D/S Flange)	380	"	Flange	0	0	0	0	0	0
381	12-03-2026	101-PM-017B Discharge line (I/V Flange/Bonnet)	381	"	Flange	0	0	0	0	0	0
382	12-03-2026	101-PM-017B Discharge line (NRV Top Flange)	382	"	Flange	0	0	0	0	0	0
383	12-03-2026	101-PM-017B Discharge line (I/V U/S Flange)	383	"	Flange	0	0	0	0	0	0
384	12-03-2026	101-PM-017B Discharge line (I/V D/S Flange)	384	"	Flange	0	0	0	0	0	0
385	12-03-2026	101-PM-020A Suction line (I/V Gland)	385	8 Inch	Valve	0	0	0	0	0	0
386	12-03-2026	101-PM-020A Suction line (I/V U/S Flange)	386	"	Flange	0	0	0	0	0	0
387	12-03-2026	101-PM-020A Suction line (I/V D/S Flange)	387	"	Flange	0	0	0	0	0	0
388	12-03-2026	101-PM-020A Suction line (I/V Flange/Bonnet)	388	"	Flange	0	0	0	0	0	0
389	12-03-2026	101-PM-020A Discharge line (I/V Gland)	389	6 Inch	Valve	578.8	0.00052	0.01238	578.8	0.00052	0.01238
390	12-03-2026	101-PM-020A Discharge line (I/V U/S Flange)	390	"	Flange	0	0	0	0	0	0
391	12-03-2026	101-PM-020A Discharge line (I/V D/S Flange)	391	"	Flange	0	0	0	0	0	0
392	12-03-2026	101-PM-020A Discharge line (I/V Flange/Bonnet)	392	"	Flange	0	0	0	0	0	0
393	12-03-2026	101-PM-020A Discharge line (NRV Top Flange)	393	"	Flange	0	0	0	0	0	0
394	12-03-2026	101-PM-020A Discharge line (I/V U/S Flange)	394	"	Flange	0	0	0	0	0	0
395	12-03-2026	101-PM-020A Discharge line (I/V D/S Flange)	395	"	Flange	0	0	0	0	0	0
396	12-03-2026	101-PM-020B Suction line (I/V Gland)	396	8 Inch	Valve	85.2	0.00015	0.00362	85.2	0.00015	0.00362
397	12-03-2026	101-PM-020B Suction line (I/V U/S Flange)	397	"	Flange	0	0	0	0	0	0
398	12-03-2026	101-PM-020B Suction line (I/V D/S Flange)	398	"	Flange	0	0	0	0	0	0
399	12-03-2026	101-PM-020B Suction line (I/V Flange/Bonnet)	399	"	Flange	0	0	0	0	0	0

Sr.No.	Date	Location	Tag No.	Line Size	Componenet Type	Screening Value (PPM) before Repair	Emission Kg/Hr	Emission Kg/day	Screening Value (PPM) afterRepair	Emission Kg/Hr	Emission Kg/day
400	12-03-2026	101-PM-020B Discharge line (I/V Gland)	400	6 Inch	Valve	43.6	0.00010	0.00235	43.6	0.00010	0.00235
401	12-03-2026	101-PM-020B Discharge line (I/V U/S Flange)	401	"	Flange	0	0	0	0	0	0
402	12-03-2026	101-PM-020B Discharge line (I/V D/S Flange)	402	"	Flange	0	0	0	0	0	0
403	12-03-2026	101-PM-020B Discharge line (I/V Flange/Bonnet)	403	"	Flange	0	0	0	0	0	0
404	12-03-2026	101-PM-020B Discharge line (NRV Top Flange)	404	"	Flange	0	0	0	0	0	0
405	12-03-2026	101-PM-020B Discharge line (I/V U/S Flange)	405	"	Flange	0	0	0	0	0	0
406	12-03-2026	101-PM-020B Discharge line (I/V D/S Flange)	406	"	Flange	0	0	0	0	0	0
407	12-03-2026	101-FV-5001 (C/V Gland)	407	6 Inch	Valve	0	0	0	0	0	0
408	12-03-2026	101-FV-5001 (C/V U/S Flange)	408	"	Flange	0	0	0	0	0	0
409	12-03-2026	101-FV-5001 (C/V D/S Flange)	409	"	Flange	0	0	0	0	0	0
410	12-03-2026	101-FV-5001 (C/V Flange/Bonnet)	410	"	Flange	0	0	0	0	0	0
411	12-03-2026	101-FV-5001 U/S line (I/V Gland)	411	8 Inch	Valve	0	0	0	0	0	0
412	12-03-2026	101-FV-5001 U/S line (I/V U/S Flange)	412	"	Flange	0	0	0	0	0	0
413	12-03-2026	101-FV-5001 U/S line (I/V D/S Flange)	413	"	Flange	0	0	0	0	0	0
414	12-03-2026	101-FV-5001 U/S line (I/V Flange/Bonnet)	414	"	Flange	0	0	0	0	0	0
415	12-03-2026	101-FV-5001 D/S line (I/V Gland)	415	"	Valve	0	0	0	0	0	0
416	12-03-2026	101-FV-5001 D/S line (I/V U/S Flange)	416	"	Flange	0	0	0	0	0	0
417	12-03-2026	101-FV-5001 D/S line (I/V D/S Flange)	417	"	Flange	0	0	0	0	0	0
418	12-03-2026	101-FV-5001 D/S line (I/V Flange/Bonnet)	418	"	Flange	0	0	0	0	0	0
419	12-03-2026	101-FV-5001 Bypass line (I/V Gland)	419	6 Inch	Valve	0	0	0	0	0	0
420	12-03-2026	101-FV-5001 Bypass line (I/V U/S Flange)	420	"	Flange	0	0	0	0	0	0
421	12-03-2026	101-FV-5001 Bypass line (I/V D/S Flange)	421	"	Flange	0	0	0	0	0	0
422	12-03-2026	101-FV-5001 Bypass line (I/V Flange/Bonnet)	422	"	Flange	0	0	0	0	0	0
423	12-03-2026	101-FV-5001 U/S drain line (I/V Gland)	423	0.5 Inch	Valve	0	0	0	0	0	0
424	12-03-2026	101-FV-5001 U/S drain line (I/V Flange/Bonnet)	424	"	Flange	0	0	0	0	0	0
425	12-03-2026	101-FV-5001 U/S drain line (End Flange)	425	"	Flange	0	0	0	0	0	0
426	12-03-2026	101-FV-5001 D/S drain line (I/V Gland)	426	"	Valve	0	0	0	0	0	0
427	12-03-2026	101-FV-5001 D/S drain line (I/V Flange/Bonnet)	427	"	Flange	0	0	0	0	0	0
428	12-03-2026	101-FV-5001 D/S drain line (End Flange)	428	"	Flange	0	0	0	0	0	0
429	12-03-2026	101-PSV-6502A (PSV Top Flange)	429	1.5 Inch	Flange	0	0	0	0	0	0
430	12-03-2026	101-PSV-6502A (PSV U/S Flange)	430	"	Flange	0	0	0	0	0	0
431	12-03-2026	101-PSV-6502A (PSV D/S Flange)	431	"	Flange	0	0	0	0	0	0
432	12-03-2026	101-PSV-6502A U/S line (I/V Gland)	432	3 Inch	Valve	0	0	0	0	0	0
433	12-03-2026	101-PSV-6502A U/S line (I/V U/S Flange)	433	"	Flange	0	0	0	0	0	0
434	12-03-2026	101-PSV-6502A U/S line (I/V D/S Flange)	434	"	Flange	0	0	0	0	0	0
435	12-03-2026	101-PSV-6502A U/S line (I/V Flange/Bonnet)	435	"	Flange	0	0	0	0	0	0
436	12-03-2026	101-PSV-6502A D/S line (I/V Gland)	436	6 Inch	Valve	0	0	0	0	0	0
437	12-03-2026	101-PSV-6502A D/S line (I/V U/S Flange)	437	"	Flange	0	0	0	0	0	0
438	12-03-2026	101-PSV-6502A D/S line (I/V D/S Flange)	438	"	Flange	0	0	0	0	0	0
439	12-03-2026	101-PSV-6502A D/S line (I/V Flange/Bonnet)	439	"	Flange	0	0	0	0	0	0

Sr.No.	Date	Location	Tag No.	Line Size	Componenet Type	Screening Value (PPM) before Repair	Emission Kg/Hr	Emission Kg/day	Screening Value (PPM) afterRepair	Emission Kg/Hr	Emission Kg/day
440	12-03-2026	101-PSV-6502A Bypass line (N) (I/V Gland)	440	2 Inch	Valve	0	0	0	0	0	0
441	12-03-2026	101-PSV-6502A Bypass line (N) (I/V U/S Flange)	441	"	Flange	0	0	0	0	0	0
442	12-03-2026	101-PSV-6502A Bypass line (N) (I/V D/S Flange)	442	"	Flange	0	0	0	0	0	0
443	12-03-2026	101-PSV-6502A Bypass line (N) (I/V Flange/Bonnet)	443	"	Flange	0	0	0	0	0	0
444	12-03-2026	101-PSV-6502A Bypass line (S) (I/V Gland)	444	"	Valve	0	0	0	0	0	0
445	12-03-2026	101-PSV-6502A Bypass line (S) (I/V U/S Flange)	445	"	Flange	0	0	0	0	0	0
446	12-03-2026	101-PSV-6502A Bypass line (S) (I/V D/S Flange)	446	"	Flange	0	0	0	0	0	0
447	12-03-2026	101-PSV-6502A Bypass line (S) (I/V Flange/Bonnet)	447	"	Flange	0	0	0	0	0	0
448	12-03-2026	101-PSV-6502A U/S line drain (I/V Gland)	448	0.5 Inch	Valve	0	0	0	0	0	0
449	12-03-2026	101-PSV-6502A U/S line drain (I/V Flange/Bonnet)	449	"	Flange	0	0	0	0	0	0
450	12-03-2026	101-PSV-6502A U/S line drain (End Flange)	450	"	Flange	0	0	0	0	0	0
451	12-03-2026	101-PSV-6502A D/S line drain (I/V Gland)	451	"	Valve	0	0	0	0	0	0
452	12-03-2026	101-PSV-6502A D/S line drain (I/V Flange/Bonnet)	452	"	Flange	0	0	0	0	0	0
453	12-03-2026	101-PSV-6502A D/S line drain (End Flange)	453	"	Flange	0	0	0	0	0	0
454	12-03-2026	101-PSV-6502B (PSV Top Flange)	454	1.5 Inch	Flange	0	0	0	0	0	0
455	12-03-2026	101-PSV-6502B (PSV U/S Flange)	455	"	Flange	0	0	0	0	0	0
456	12-03-2026	101-PSV-6502B (PSV D/S Flange)	456	"	Flange	0	0	0	0	0	0
457	12-03-2026	101-PSV-6502B U/S line (I/V Gland)	457	3 Inch	Valve	0	0	0	0	0	0
458	12-03-2026	101-PSV-6502B U/S line (I/V U/S Flange)	458	"	Flange	0	0	0	0	0	0
459	12-03-2026	101-PSV-6502B U/S line (I/V D/S Flange)	459	"	Flange	0	0	0	0	0	0
460	12-03-2026	101-PSV-6502B U/S line (I/V Flange/Bonnet)	460	"	Flange	0	0	0	0	0	0
461	12-03-2026	101-PSV-6502B D/S line (I/V Gland)	461	6 Inch	Valve	0	0	0	0	0	0
462	12-03-2026	101-PSV-6502B D/S line (I/V U/S Flange)	462	"	Flange	0	0	0	0	0	0
463	12-03-2026	101-PSV-6502B D/S line (I/V D/S Flange)	463	"	Flange	0	0	0	0	0	0
464	12-03-2026	101-PSV-6502B D/S line (I/V Flange/Bonnet)	464	"	Flange	0	0	0	0	0	0
465	12-03-2026	101-PSV-6502B U/S line drain (I/V Gland)	465	0.5 Inch	Valve	0	0	0	0	0	0
466	12-03-2026	101-PSV-6502B U/S line drain (I/V Flange/Bonnet)	466	"	Flange	0	0	0	0	0	0
467	12-03-2026	101-PSV-6502B U/S line drain (End Flange)	467	"	Flange	0	0	0	0	0	0
468	12-03-2026	101-PSV-6502B D/S line drain (I/V Gland)	468	"	Valve	0	0	0	0	0	0
469	12-03-2026	101-PSV-6502B D/S line drain (I/V Flange/Bonnet)	469	"	Flange	0	0	0	0	0	0
470	12-03-2026	101-PSV-6502B D/S line drain (End Flange)	470	"	Flange	0	0	0	0	0	0
471	12-03-2026	101-PSV-6501A (PSV Top Flange)	471	1.5 Inch	Flange	0	0	0	0	0	0
472	12-03-2026	101-PSV-6501A (PSV U/S Flange)	472	"	Flange	0	0	0	0	0	0
473	12-03-2026	101-PSV-6501A (PSV D/S Flange)	473	"	Flange	0	0	0	0	0	0
474	12-03-2026	101-PSV-6501A U/S line (I/V Gland)	474	3 Inch	Valve	0	0	0	0	0	0
475	12-03-2026	101-PSV-6501A U/S line (I/V U/S Flange)	475	"	Flange	0	0	0	0	0	0
476	12-03-2026	101-PSV-6501A U/S line (I/V D/S Flange)	476	"	Flange	0	0	0	0	0	0
477	12-03-2026	101-PSV-6501A U/S line (I/V Flange/Bonnet)	477	"	Flange	0	0	0	0	0	0
478	12-03-2026	101-PSV-6501A D/S line (I/V Gland)	478	4 Inch	Valve	0	0	0	0	0	0
479	12-03-2026	101-PSV-6501A D/S line (I/V U/S Flange)	479	"	Flange	0	0	0	0	0	0

Sr.No.	Date	Location	Tag No.	Line Size	Componenet Type	Screening Value (PPM) before Repair	Emission Kg/Hr	Emission Kg/day	Screening Value (PPM) afterRepair	Emission Kg/Hr	Emission Kg/day
480	12-03-2026	101-PSV-6501A D/S line (I/V D/S Flange)	480	"	Flange	0	0	0	0	0	0
481	12-03-2026	101-PSV-6501A D/S line (I/V Flange/Bonnet)	481	"	Flange	0	0	0	0	0	0
482	12-03-2026	101-PSV-6501A Bypass line (N) (I/V Gland)	482	2 Inch	Valve	0	0	0	0	0	0
483	12-03-2026	101-PSV-6501A Bypass line (N) (I/V U/S Flange)	483	"	Flange	0	0	0	0	0	0
484	12-03-2026	101-PSV-6501A Bypass line (N) (I/V D/S Flange)	484	"	Flange	0	0	0	0	0	0
485	12-03-2026	101-PSV-6501A Bypass line (N) (I/V Flange/Bonnet)	485	"	Flange	0	0	0	0	0	0
486	12-03-2026	101-PSV-6501A Bypass line (S) (I/V Gland)	486	"	Valve	0	0	0	0	0	0
487	12-03-2026	101-PSV-6501A Bypass line (S) (I/V U/S Flange)	487	"	Flange	0	0	0	0	0	0
488	12-03-2026	101-PSV-6501A Bypass line (S) (I/V D/S Flange)	488	"	Flange	0	0	0	0	0	0
489	12-03-2026	101-PSV-6501A Bypass line (S) (I/V Flange/Bonnet)	489	"	Flange	0	0	0	0	0	0
490	12-03-2026	101-PSV-6501A U/S line drain (I/V Gland)	490	0.5 Inch	Valve	0	0	0	0	0	0
491	12-03-2026	101-PSV-6501A U/S line drain (I/V Flange/Bonnet)	491	"	Flange	0	0	0	0	0	0
492	12-03-2026	101-PSV-6501A U/S line drain (End Flange)	492	"	Flange	0	0	0	0	0	0
493	12-03-2026	101-PSV-6501A D/S line drain (I/V Gland)	493	"	Valve	0	0	0	0	0	0
494	12-03-2026	101-PSV-6501A D/S line drain (I/V Flange/Bonnet)	494	"	Flange	0	0	0	0	0	0
495	12-03-2026	101-PSV-6501A D/S line drain (End Flange)	495	"	Flange	0	0	0	0	0	0
496	12-03-2026	101-PSV-6501B (PSV Top Flange)	496	1.5 Inch	Flange	0	0	0	0	0	0
497	12-03-2026	101-PSV-6501B (PSV U/S Flange)	497	"	Flange	0	0	0	0	0	0
498	12-03-2026	101-PSV-6501B (PSV D/S Flange)	498	"	Flange	0	0	0	0	0	0
499	12-03-2026	101-PSV-6501B U/S line (I/V Gland)	499	3 Inch	Valve	0	0	0	0	0	0
500	12-03-2026	101-PSV-6501B U/S line (I/V U/S Flange)	500	"	Flange	0	0	0	0	0	0
501	12-03-2026	101-PSV-6501B U/S line (I/V D/S Flange)	501	"	Flange	0	0	0	0	0	0
502	12-03-2026	101-PSV-6501B U/S line (I/V Flange/Bonnet)	502	"	Flange	0	0	0	0	0	0
503	12-03-2026	101-PSV-6501B D/S line (I/V Gland)	503	4 Inch	Valve	0	0	0	0	0	0
504	12-03-2026	101-PSV-6501B D/S line (I/V U/S Flange)	504	"	Flange	0	0	0	0	0	0
505	12-03-2026	101-PSV-6501B D/S line (I/V D/S Flange)	505	"	Flange	0	0	0	0	0	0
506	12-03-2026	101-PSV-6501B D/S line (I/V Flange/Bonnet)	506	"	Flange	0	0	0	0	0	0

Sr.No.	Date	Location	Tag No.	Line Size	Componenet Type	Screening Value (PPM) before Repair	Emission Kg/Hr	Emission Kg/day	Screening Value (PPM) afterRepair	Emission Kg/Hr	Emission Kg/day
GTG											
1	16-03-2026	94-G-003A Upper/OV-1 line (I/V Gland)	1	3 Inch	Vlave	0	0	0	0	0	0
2	16-03-2026	94-G-003A Upper/OV-1 line (I/V U/S Flange)	2	"	Flange	0	0	0	0	0	0
3	16-03-2026	94-G-003A Upper/OV-1 line (I/V U/S Flange)	3	"	Flange	0	0	0	0	0	0
4	16-03-2026	94-G-003A Upper/OV-1 line (I/V Flange/Bonnet)	4	"	Flange	0	0	0	0	0	0
5	16-03-2026	94-G-003A Lower/OV-2 line (I/V Gland)	5	"	Vlave	0	0	0	0	0	0
6	16-03-2026	94-G-003A Lower/OV-2 line (I/V U/S Flange)	6	"	Flange	0	0	0	0	0	0
7	16-03-2026	94-G-003A Lower/OV-2 line (I/V U/S Flange)	7	"	Flange	0	0	0	0	0	0
8	16-03-2026	94-G-003A Lower/OV-2 line (I/V Flange/Bonnet)	8	"	Flange	0	0	0	0	0	0
9	16-03-2026	94-G-003B Upper/OV-1 line (I/V Gland)	9	"	Vlave	0	0	0	0	0	0
10	16-03-2026	94-G-003B Upper/OV-1 line (I/V U/S Flange)	10	"	Flange	0	0	0	0	0	0
11	16-03-2026	94-G-003B Upper/OV-1 line (I/V U/S Flange)	11	"	Flange	0	0	0	0	0	0
12	16-03-2026	94-G-003B Upper/OV-1 line (I/V Flange/Bonnet)	12	"	Flange	0	0	0	0	0	0
13	16-03-2026	94-G-003B Lower/OV-2 line (I/V Gland)	13	"	Vlave	0	0	0	0	0	0
14	16-03-2026	94-G-003B Lower/OV-2 line (I/V U/S Flange)	14	"	Flange	0	0	0	0	0	0
15	16-03-2026	94-G-003B Lower/OV-2 line (I/V U/S Flange)	15	"	Flange	0	0	0	0	0	0
16	16-03-2026	94-G-003B Lower/OV-2 line (I/V Flange/Bonnet)	16	"	Flange	0	0	0	0	0	0
17	16-03-2026	94-G-002A Upper/OV-1 line (I/V Gland)	17	3 Inch	Vlave	0	0	0	0	0	0
18	16-03-2026	94-G-002A Upper/OV-1 line (I/V U/S Flange)	18	"	Flange	0	0	0	0	0	0
19	16-03-2026	94-G-002A Upper/OV-1 line (I/V U/S Flange)	19	"	Flange	0	0	0	0	0	0
20	16-03-2026	94-G-002A Upper/OV-1 line (I/V Flange/Bonnet)	20	"	Flange	0	0	0	0	0	0
21	16-03-2026	94-G-002A Lower/OV-2 line (I/V Gland)	21	"	Vlave	0	0	0	0	0	0
22	16-03-2026	94-G-002A Lower/OV-2 line (I/V U/S Flange)	22	"	Flange	0	0	0	0	0	0
23	16-03-2026	94-G-002A Lower/OV-2 line (I/V U/S Flange)	23	"	Flange	0	0	0	0	0	0
24	16-03-2026	94-G-002A Lower/OV-2 line (I/V Flange/Bonnet)	24	"	Flange	0	0	0	0	0	0
25	16-03-2026	94-G-002B Upper/OV-1 line (I/V Gland)	25	"	Vlave	0	0	0	0	0	0
26	16-03-2026	94-G-002B Upper/OV-1 line (I/V U/S Flange)	26	"	Flange	0	0	0	0	0	0
27	16-03-2026	94-G-002B Upper/OV-1 line (I/V U/S Flange)	27	"	Flange	0	0	0	0	0	0
28	16-03-2026	94-G-002B Upper/OV-1 line (I/V Flange/Bonnet)	28	"	Flange	0	0	0	0	0	0
29	16-03-2026	94-G-002B Lower/OV-2 line (I/V Gland)	29	"	Vlave	0	0	0	0	0	0
30	16-03-2026	94-G-002B Lower/OV-2 line (I/V U/S Flange)	30	"	Flange	0	0	0	0	0	0
31	16-03-2026	94-G-002B Lower/OV-2 line (I/V U/S Flange)	31	"	Flange	0	0	0	0	0	0
32	16-03-2026	94-G-002B Lower/OV-2 line (I/V Flange/Bonnet)	32	"	Flange	0	0	0	0	0	0
33	16-03-2026	94-FT-2143 (C/V U/S Flange)	33	2 Inch	Flange	0	0	0	0	0	0
34	16-03-2026	94-FT-2143 (C/V D/S Flange)	34	"	Flange	0	0	0	0	0	0
35	16-03-2026	94-FT-2143 U/S line (B/V Gland)	35	"	Vlave	0	0	0	0	0	0
36	16-03-2026	94-FT-2143 U/S line (B/V U/S Flange)	36	"	Flange	0	0	0	0	0	0
37	16-03-2026	94-FT-2143 U/S line (B/V U/S Flange)	37	"	Flange	0	0	0	0	0	0
38	16-03-2026	94-FT-2143 U/S line (B/V Flange/Bonnet)	38	"	Flange	0	0	0	0	0	0
39	16-03-2026	94-FT-2143 D/S line (B/V Gland)	39	"	Vlave	0	0	0	0	0	0

Sr.No.	Date	Location	Tag No.	Line Size	Componenet Type	Screening Value (PPM) before Repair	Emission Kg/Hr	Emission Kg/day	Screening Value (PPM) afterRepair	Emission Kg/Hr	Emission Kg/day
40	16-03-2026	94-FT-2143 D/S line (B/V U/S Flange)	40	"	Flange	0	0	0	0	0	0
41	16-03-2026	94-FT-2143 D/S line (B/V U/S Flange)	41	"	Flange	0	0	0	0	0	0
42	16-03-2026	94-FT-2143 D/S line (B/V Flange/Bonnet)	42	"	Flange	0	0	0	0	0	0
43	16-03-2026	94-FT-2143 Bypass line (B/V Gland)	43	"	Vlave	0	0	0	0	0	0
44	16-03-2026	94-FT-2143 Bypass line (B/V U/S Flange)	44	"	Flange	0	0	0	0	0	0
45	16-03-2026	94-FT-2143 Bypass line (B/V U/S Flange)	45	"	Flange	0	0	0	0	0	0
46	16-03-2026	94-FT-2143 Bypass line (B/V Flange/Bonnet)	46	"	Flange	0	0	0	0	0	0
47	16-03-2026	94-FT-2143 U/S line drain (I/V Gland)	47	0.5 Inch	Vlave	0	0	0	0	0	0
48	16-03-2026	94-FT-2143 U/S line drain (I/V Flange/Bonnet)	48	"	Flange	0	0	0	0	0	0
49	16-03-2026	94-FT-2143 U/S line drain (End Flange)	49	"	Flange	0	0	0	0	0	0
50	16-03-2026	94-FT-2143 D/S line drain (I/V Gland)	50	"	Vlave	0	0	0	0	0	0
51	16-03-2026	94-FT-2143 D/S line drain (I/V Flange/Bonnet)	51	"	Flange	0	0	0	0	0	0
52	16-03-2026	94-FT-2143 D/S line drain (End Flange)	52	"	Flange	0	0	0	0	0	0
53	16-03-2026	94-PV-2142B (C/V Gland)	53	2 Inch	Flange	0	0	0	0	0	0
54	16-03-2026	94-PV-2142B (C/V U/S Flange)	54	"	Flange	0	0	0	0	0	0
55	16-03-2026	94-PV-2142B (C/V D/S Flange)	55	"	Flange	0	0	0	0	0	0
56	16-03-2026	94-PV-2142B (C/V Flange/Bonnet)	56	"	Flange	0	0	0	0	0	0
57	16-03-2026	94-PV-2142B U/S line (B/V Gland)	57	3 Inch	Vlave	0	0	0	0	0	0
58	16-03-2026	94-PV-2142B U/S line (B/V U/S Flange)	58	"	Flange	0	0	0	0	0	0
59	16-03-2026	94-PV-2142B U/S line (B/V U/S Flange)	59	"	Flange	0	0	0	0	0	0
60	16-03-2026	94-PV-2142B U/S line (B/V Flange/Bonnet)	60	"	Flange	0	0	0	0	0	0
61	16-03-2026	94-PV-2142B D/S line (B/V Gland)	61	"	Vlave	0	0	0	0	0	0
62	16-03-2026	94-PV-2142B D/S line (B/V U/S Flange)	62	"	Flange	0	0	0	0	0	0
63	16-03-2026	94-PV-2142B D/S line (B/V U/S Flange)	63	"	Flange	0	0	0	0	0	0
64	16-03-2026	94-PV-2142B D/S line (B/V Flange/Bonnet)	64	"	Flange	0	0	0	0	0	0
65	16-03-2026	94-PV-2142B Bypass line (B/V Gland)	65	"	Vlave	0	0	0	0	0	0
66	16-03-2026	94-PV-2142B Bypass line (B/V U/S Flange)	66	"	Flange	0	0	0	0	0	0
67	16-03-2026	94-PV-2142B Bypass line (B/V U/S Flange)	67	"	Flange	0	0	0	0	0	0
68	16-03-2026	94-PV-2142B Bypass line (B/V Flange/Bonnet)	68	"	Flange	0	0	0	0	0	0
69	16-03-2026	94-PV-2142B U/S line drain (I/V Gland)	69	0.5 Inch	Vlave	0	0	0	0	0	0
70	16-03-2026	94-PV-2142B U/S line drain (I/V Flange/Bonnet)	70	"	Flange	0	0	0	0	0	0
71	16-03-2026	94-PV-2142B U/S line drain (End Flange)	71	"	Flange	0	0	0	0	0	0
72	16-03-2026	94-PV-2142B D/S line drain (I/V Gland)	72	"	Vlave	0	0	0	0	0	0
73	16-03-2026	94-PV-2142B D/S line drain (I/V Flange/Bonnet)	73	"	Flange	0	0	0	0	0	0
74	16-03-2026	94-PV-2142B D/S line drain (End Flange)	74	"	Flange	0	0	0	0	0	0
75	16-03-2026	'94-PV-2142B HSD Recirl. Main line (I/V Gland)	75	3 Inch	Vlave	0	0	0	0	0	0
76	16-03-2026	'94-PV-2142B HSD Recirl. Main line (I/V U/S Flange)	76	"	Flange	0	0	0	0	0	0
77	16-03-2026	'94-PV-2142B HSD Recirl. Main line (I/V U/S Flange)	77	"	Flange	0	0	0	0	0	0
78	16-03-2026	'94-PV-2142B HSD Recirl. Main line (I/V Flange/Bonnet)	78	"	Flange	0	0	0	0	0	0
79	16-03-2026	94-PV-2142A (C/V Gland)	79	3 Inch	Flange	42.8	0.0006425	0.01542	42.8	0.0006425	0.01542

Sr.No.	Date	Location	Tag No.	Line Size	Componenet Type	Screening Value (PPM) before Repair	Emission Kg/Hr	Emission Kg/day	Screening Value (PPM) afterRepair	Emission Kg/Hr	Emission Kg/day
80	16-03-2026	94-PV-2142A (C/V U/S Flange)	80	"	Flange	0	0	0	0	0	0
81	16-03-2026	94-PV-2142A (C/V D/S Flange)	81	"	Flange	0	0	0	0	0	0
82	16-03-2026	94-PV-2142A (C/V Flange/Bonnet)	82	"	Flange	0	0	0	0	0	0
83	16-03-2026	94-PV-2142A U/S line (B/V Gland)	83	"	Vlave	0	0	0	0	0	0
84	16-03-2026	94-PV-2142A U/S line (B/V U/S Flange)	84	"	Flange	0	0	0	0	0	0
85	16-03-2026	94-PV-2142A U/S line (B/V U/S Flange)	85	"	Flange	0	0	0	0	0	0
86	16-03-2026	94-PV-2142A U/S line (B/V Flange/Bonnet)	86	"	Flange	0	0	0	0	0	0
87	16-03-2026	94-PV-2142A D/S line (B/V Gland)	87	"	Vlave	0	0	0	0	0	0
88	16-03-2026	94-PV-2142A D/S line (B/V U/S Flange)	88	"	Flange	0	0	0	0	0	0
89	16-03-2026	94-PV-2142A D/S line (B/V U/S Flange)	89	"	Flange	0	0	0	0	0	0
90	16-03-2026	94-PV-2142A D/S line (B/V Flange/Bonnet)	90	"	Flange	0	0	0	0	0	0
91	16-03-2026	94-PV-2142A Bypass line (B/V Gland)	91	2 Inch	Vlave	0	0	0	0	0	0
92	16-03-2026	94-PV-2142A Bypass line (B/V Flange/Bonnet)	92	"	Flange	0	0	0	0	0	0
93	16-03-2026	94-PV-2142A U/S line drain (I/V Gland)	93	0.5 Inch	Vlave	0	0	0	0	0	0
94	16-03-2026	94-PV-2142A U/S line drain (I/V Flange/Bonnet)	94	"	Flange	0	0	0	0	0	0
95	16-03-2026	94-PV-2142A U/S line drain (End Flange)	95	"	Flange	0	0	0	0	0	0
96	16-03-2026	94-PV-2142A D/S line drain (I/V Gland)	96	"	Vlave	0	0	0	0	0	0
97	16-03-2026	94-PV-2142A D/S line drain (I/V Flange/Bonnet)	97	"	Flange	0	0	0	0	0	0
98	16-03-2026	94-PV-2142A D/S line drain (End Flange)	98	"	Flange	0	0	0	0	0	0
99	16-03-2026	94-PV-2231A (C/V Gland)	99	2 Inch	Vlave	0	0	0	0	0	0
100	16-03-2026	94-PV-2231A (C/V U/S Flange)	100	"	Flange	0	0	0	0	0	0
101	16-03-2026	94-PV-2231A (C/V U/S Flange)	101	"	Flange	0	0	0	0	0	0
102	16-03-2026	94-PV-2231A (C/V Flange/Bonnet)	102	"	Flange	0	0	0	0	0	0
103	16-03-2026	94-PV-2231A U/S line (I/V Gland)	103	"	Vlave	0	0	0	0	0	0
104	16-03-2026	94-PV-2231A U/S line (I/V U/S Flange)	104	"	Flange	0	0	0	0	0	0
105	16-03-2026	94-PV-2231A U/S line (I/V U/S Flange)	105	"	Flange	0	0	0	0	0	0
106	16-03-2026	94-PV-2231A U/S line (I/V Flange/Bonnet)	106	"	Flange	0	0	0	0	0	0
107	16-03-2026	94-PV-2231A D/S line (I/V Gland)	107	"	Vlave	0	0	0	0	0	0
108	16-03-2026	94-PV-2231A D/S line (I/V U/S Flange)	108	"	Flange	0	0	0	0	0	0
109	16-03-2026	94-PV-2231A D/S line (I/V U/S Flange)	109	"	Flange	0	0	0	0	0	0
110	16-03-2026	94-PV-2231A D/S line (I/V Flange/Bonnet)	110	"	Flange	0	0	0	0	0	0
111	16-03-2026	94-PV-2231A Bypass line (I/V Gland)	111	1.5 Inch	Vlave	84.1	0.000150	0.003588	84.1	0.000150	0.003588
112	16-03-2026	94-PV-2231A Bypass line (I/V Flange/Bonnet)	112	"	Flange	0	0	0	0	0	0
113	16-03-2026	94-PV-2231A U/S line drain (I/V Gland)	113	0.5 Inch	Vlave	0	0	0	0	0	0
114	16-03-2026	94-PV-2231A U/S line drain (I/V Flange/Bonnet)	114	"	Flange	0	0	0	0	0	0
115	16-03-2026	94-PV-2231A U/S line drain (End Flange)	115	"	Flange	0	0	0	0	0	0
116	16-03-2026	94-PV-2231A D/S line drain (I/V Gland)	116	"	Vlave	0	0	0	0	0	0
117	16-03-2026	94-PV-2231A D/S line drain (I/V Flange/Bonnet)	117	"	Flange	0	0	0	0	0	0
118	16-03-2026	94-PV-2231A D/S line drain (End Flange)	118	"	Flange	0	0	0	0	0	0
119	16-03-2026	94-PV-2231A Main line (NRV Top Flange)	119	1.5 Inch	Flange	0	0	0	0	0	0

Sr.No.	Date	Location	Tag No.	Line Size	Componenet Type	Screening Value (PPM) before Repair	Emission Kg/Hr	Emission Kg/day	Screening Value (PPM) afterRepair	Emission Kg/Hr	Emission Kg/day
120	16-03-2026	94-PV-2231A Main line (NRV U/S Flange)	120	"	Flange	0	0	0	0	0	0
121	16-03-2026	94-PV-2231A Main line (NRV D/S Flange)	121	"	Flange	0	0	0	0	0	0
122	16-03-2026	94-PV-2231B (C/V Gland)	122	3 Inch	Vlave	0	0	0	0	0	0
123	16-03-2026	94-PV-2231B (C/V U/S Flange)	123	"	Flange	0	0	0	0	0	0
124	16-03-2026	94-PV-2231B (C/V U/S Flange)	124	"	Flange	0	0	0	0	0	0
125	16-03-2026	94-PV-2231B (C/V Flange/Bonnet)	125	"	Flange	0	0	0	0	0	0
126	16-03-2026	94-PV-2231B U/S line (I/V Gland)	126	"	Vlave	0	0	0	0	0	0
127	16-03-2026	94-PV-2231B U/S line (I/V U/S Flange)	127	"	Flange	0	0	0	0	0	0
128	16-03-2026	94-PV-2231B U/S line (I/V U/S Flange)	128	"	Flange	0	0	0	0	0	0
129	16-03-2026	94-PV-2231B U/S line (I/V Flange/Bonnet)	129	"	Flange	0	0	0	0	0	0
130	16-03-2026	94-PV-2231B D/S line (I/V Gland)	130	"	Vlave	0	0	0	0	0	0
131	16-03-2026	94-PV-2231B D/S line (I/V U/S Flange)	131	"	Flange	0	0	0	0	0	0
132	16-03-2026	94-PV-2231B D/S line (I/V U/S Flange)	132	"	Flange	0	0	0	0	0	0
133	16-03-2026	94-PV-2231B D/S line (I/V Flange/Bonnet)	133	"	Flange	0	0	0	0	0	0
134	16-03-2026	94-PV-2231B Bypass line (I/V Gland)	134	1.5 Inch	Vlave	0	0	0	0	0	0
135	16-03-2026	94-PV-2231B Bypass line (I/V Flange/Bonnet)	135	"	Flange	0	0	0	0	0	0
136	16-03-2026	94-PV-2231B U/S line drain (I/V Gland)	136	0.5 Inch	Vlave	0	0	0	0	0	0
137	16-03-2026	94-PV-2231B U/S line drain (I/V Flange/Bonnet)	137	"	Flange	0	0	0	0	0	0
138	16-03-2026	94-PV-2231B U/S line drain (End Flange)	138	"	Flange	0	0	0	0	0	0
139	16-03-2026	94-PV-2231B D/S line drain (I/V Gland)	139	"	Vlave	0	0	0	0	0	0
140	16-03-2026	94-PV-2231B D/S line drain (I/V Flange/Bonnet)	140	"	Flange	0	0	0	0	0	0
141	16-03-2026	94-PV-2231B D/S line drain (End Flange)	141	"	Flange	0	0	0	0	0	0
142	16-03-2026	94-PV-2231B Main line (I/V Gland)	142	3 Inch	Vlave	0	0	0	0	0	0
143	16-03-2026	94-PV-2231B Main line (I/V U/S Flange)	143	"	Flange	0	0	0	0	0	0
144	16-03-2026	94-PV-2231B Main line (I/V U/S Flange)	144	"	Flange	0	0	0	0	0	0
145	16-03-2026	94-PV-2231B Main line (I/V Flange/Bonnet)	145	"	Flange	0	0	0	0	0	0
146	16-03-2026	94-G-006A Upper/OV-1 line (I/V Gland)	146	3 Inch	Vlave	0	0	0	0	0	0
147	16-03-2026	94-G-006A Upper/OV-1 line (I/V U/S Flange)	147	"	Flange	0	0	0	0	0	0
148	16-03-2026	94-G-006A Upper/OV-1 line (I/V U/S Flange)	148	"	Flange	0	0	0	0	0	0
149	16-03-2026	94-G-006A Upper/OV-1 line (I/V Flange/Bonnet)	149	"	Flange	0	0	0	0	0	0
150	16-03-2026	94-G-006A Lower/OV-2 line (I/V Gland)	150	"	Vlave	0	0	0	0	0	0
151	16-03-2026	94-G-006A Lower/OV-2 line (I/V U/S Flange)	151	"	Flange	0	0	0	0	0	0
152	16-03-2026	94-G-006A Lower/OV-2 line (I/V U/S Flange)	152	"	Flange	0	0	0	0	0	0
153	16-03-2026	94-G-006A Lower/OV-2 line (I/V Flange/Bonnet)	153	"	Flange	0	0	0	0	0	0
154	16-03-2026	94-G-006B Upper/OV-1 line (I/V Gland)	154	"	Vlave	0	0	0	0	0	0
155	16-03-2026	94-G-006B Upper/OV-1 line (I/V U/S Flange)	155	"	Flange	0	0	0	0	0	0
156	16-03-2026	94-G-006B Upper/OV-1 line (I/V U/S Flange)	156	"	Flange	0	0	0	0	0	0
157	16-03-2026	94-G-006B Upper/OV-1 line (I/V Flange/Bonnet)	157	"	Flange	0	0	0	0	0	0
158	16-03-2026	94-G-006B Lower/OV-2 line (I/V Gland)	158	"	Vlave	0	0	0	0	0	0
159	16-03-2026	94-G-006B Lower/OV-2 line (I/V U/S Flange)	159	"	Flange	0	0	0	0	0	0

Sr.No.	Date	Location	Tag No.	Line Size	Componenet Type	Screening Value (PPM) before Repair	Emission Kg/Hr	Emission Kg/day	Screening Value (PPM) afterRepair	Emission Kg/Hr	Emission Kg/day
160	16-03-2026	94-G-006B Lower/OV-2 line (I/V U/S Flange)	160	"	Flange	0	0	0	0	0	0
161	16-03-2026	94-G-006B Lower/OV-2 line (I/V Flange/Bonnet)	161	"	Flange	0	0	0	0	0	0
162	16-03-2026	94-G-005A Upper/OV-1 line (I/V Gland)	162	3 Inch	Vlave	0	0	0	0	0	0
163	16-03-2026	94-G-005A Upper/OV-1 line (I/V U/S Flange)	163	"	Flange	0	0	0	0	0	0
164	16-03-2026	94-G-005A Upper/OV-1 line (I/V U/S Flange)	164	"	Flange	0	0	0	0	0	0
165	16-03-2026	94-G-005A Upper/OV-1 line (I/V Flange/Bonnet)	165	"	Flange	0	0	0	0	0	0
166	16-03-2026	94-G-005A Lower/OV-2 line (I/V Gland)	166	"	Vlave	0	0	0	0	0	0
167	16-03-2026	94-G-005A Lower/OV-2 line (I/V U/S Flange)	167	"	Flange	0	0	0	0	0	0
168	16-03-2026	94-G-005A Lower/OV-2 line (I/V U/S Flange)	168	"	Flange	0	0	0	0	0	0
169	16-03-2026	94-G-005A Lower/OV-2 line (I/V Flange/Bonnet)	169	"	Flange	0	0	0	0	0	0
170	16-03-2026	94-G-005B Upper/OV-1 line (I/V Gland)	170	"	Vlave	0	0	0	0	0	0
171	16-03-2026	94-G-005B Upper/OV-1 line (I/V U/S Flange)	171	"	Flange	0	0	0	0	0	0
172	16-03-2026	94-G-005B Upper/OV-1 line (I/V U/S Flange)	172	"	Flange	0	0	0	0	0	0
173	16-03-2026	94-G-005B Upper/OV-1 line (I/V Flange/Bonnet)	173	"	Flange	0	0	0	0	0	0
174	16-03-2026	94-G-005B Lower/OV-2 line (I/V Gland)	174	"	Vlave	0	0	0	0	0	0
175	16-03-2026	94-G-005B Lower/OV-2 line (I/V U/S Flange)	175	"	Flange	0	0	0	0	0	0
176	16-03-2026	94-G-005B Lower/OV-2 line (I/V U/S Flange)	176	"	Flange	0	0	0	0	0	0
177	16-03-2026	94-G-005B Lower/OV-2 line (I/V Flange/Bonnet)	177	"	Flange	0	0	0	0	0	0
178	16-03-2026	94-FT-2258 (C/V U/S Flange)	178	3 Inch	Flange	0	0	0	0	0	0
179	16-03-2026	94-FT-2258 (C/V D/S Flange)	179	"	Flange	0	0	0	0	0	0
180	16-03-2026	94-FT-2258 U/S line (B/V Gland)	180	"	Vlave	0	0	0	0	0	0
181	16-03-2026	94-FT-2258 U/S line (B/V U/S Flange)	181	"	Flange	0	0	0	0	0	0
182	16-03-2026	94-FT-2258 U/S line (B/V U/S Flange)	182	"	Flange	0	0	0	0	0	0
183	16-03-2026	94-FT-2258 U/S line (B/V Flange/Bonnet)	183	"	Flange	0	0	0	0	0	0
184	16-03-2026	94-FT-2258 D/S line (B/V Gland)	184	"	Vlave	0	0	0	0	0	0
185	16-03-2026	94-FT-2258 D/S line (B/V U/S Flange)	185	"	Flange	0	0	0	0	0	0
186	16-03-2026	94-FT-2258 D/S line (B/V U/S Flange)	186	"	Flange	0	0	0	0	0	0
187	16-03-2026	94-FT-2258 D/S line (B/V Flange/Bonnet)	187	"	Flange	0	0	0	0	0	0
188	16-03-2026	94-FT-2258 Bypass line (B/V Gland)	188	"	Vlave	0	0	0	0	0	0
189	16-03-2026	94-FT-2258 Bypass line (B/V U/S Flange)	189	"	Flange	0	0	0	0	0	0
190	16-03-2026	94-FT-2258 Bypass line (B/V U/S Flange)	190	"	Flange	0	0	0	0	0	0
191	16-03-2026	94-FT-2258 Bypass line (B/V Flange/Bonnet)	191	"	Flange	0	0	0	0	0	0
192	16-03-2026	94-FT-2258 U/S line drain (I/V Gland)	192	0.5 Inch	Vlave	0	0	0	0	0	0
193	16-03-2026	94-FT-2258 U/S line drain (I/V Flange/Bonnet)	193	"	Flange	0	0	0	0	0	0
194	16-03-2026	94-FT-2258 U/S line drain (End Flange)	194	"	Flange	0	0	0	0	0	0
195	16-03-2026	94-FT-2258 D/S line drain (I/V Gland)	195	"	Vlave	0	0	0	0	0	0
196	16-03-2026	94-FT-2258 D/S line drain (I/V Flange/Bonnet)	196	"	Flange	0	0	0	0	0	0
197	16-03-2026	94-FT-2258 D/S line drain (End Flange)	197	"	Flange	0	0	0	0	0	0
198	16-03-2026	94-FT-2258 To G-002 line (NRV Top Flange)	198	4 Inch	Flange	0	0	0	0	0	0
199	16-03-2026	94-FT-2258 To G-002 line (NRV U/S Flange)	199	"	Flange	0	0	0	0	0	0

Sr.No.	Date	Location	Tag No.	Line Size	Componenet Type	Screening Value (PPM) before Repair	Emission Kg/Hr	Emission Kg/day	Screening Value (PPM) afterRepair	Emission Kg/Hr	Emission Kg/day
200	16-03-2026	94-FT-2258 To G-002 line (NRV D/S Flange)	200	"	Flange	0	0	0	0	0	0
201	16-03-2026	PV-4501 (C/V Gland)	201	1.5 Inch	Vlave	36.9	0.000088	0.0021148	36.9	0.000088	0.0021148
202	16-03-2026	PV-4501 (C/V U/S Flange)	202	"	Flange	0	0	0	0	0	0
203	16-03-2026	PV-4501 (C/V U/S Flange)	203	"	Flange	0	0	0	0	0	0
204	16-03-2026	PV-4501 (C/V Flange/Bonnet)	204	"	Flange	0	0	0	0	0	0
205	16-03-2026	PV-4501 U/S line (I/V Gland)	205	Insulation	Vlave	0	0	0	0	0	0
206	16-03-2026	PV-4501 D/S line (I/V Gland)	206	"	Vlave	0	0	0	0	0	0
207	16-03-2026	PV-4501 Bypass line (I/V Gland)	207	"	Vlave	0	0	0	0	0	0
208	16-03-2026	PV-4501 U/S line drain (I/V Gland)	208	0.5 Inch	Vlave	0	0	0	0	0	0
209	16-03-2026	PV-4501 U/S line drain (I/V Flange/Bonnet)	209	"	Flange	0	0	0	0	0	0
210	16-03-2026	PV-4501 U/S line drain (End Flange)	210	"	Flange	0	0	0	0	0	0
211	16-03-2026	PV-4501 D/S line drain (I/V Gland)	211	"	Vlave	0	0	0	0	0	0
212	16-03-2026	PV-4501 D/S line drain (I/V Flange/Bonnet)	212	"	Flange	0	0	0	0	0	0
213	16-03-2026	PV-4501 D/S line drain (End Flange)	213	"	Flange	0	0	0	0	0	0
214	16-03-2026	West Side PV-4501 (C/V Gland)	214	1.5 Inch	Vlave	183.6	0.000247	0.0059243	183.6	0.000247	0.0059243
215	16-03-2026	West Side PV-4501 (C/V U/S Flange)	215	"	Flange	0	0	0	0	0	0
216	16-03-2026	West Side PV-4501 (C/V U/S Flange)	216	"	Flange	0	0	0	0	0	0
217	16-03-2026	West Side PV-4501 (C/V Flange/Bonnet)	217	"	Flange	0	0	0	0	0	0
218	16-03-2026	SOV-6001B (C/V Gland)	218	0.5 Inch	Vlave	0	0	0	0	0	0
219	16-03-2026	SOV-6001B (C/V U/S Flange)	219	"	Flange	0	0	0	0	0	0
220	16-03-2026	SOV-6001B (C/V U/S Flange)	220	"	Flange	0	0	0	0	0	0
221	16-03-2026	SOV-6001B (C/V Flange/Bonnet)	221	"	Flange	0	0	0	0	0	0
222	16-03-2026	LPG Header - LPG Control Station 1st I/V	222	"	Vlave	0	0	0	0	0	0
223	16-03-2026	LPG Header - LPG Control Station 2nd I/V	223	"	Vlave	0	0	0	0	0	0
224	16-03-2026	LPG Header - LPG Control Station 3rd I/V	224	"	Vlave	0	0	0	0	0	0
225	16-03-2026	LPG Header - Cylinder Regulator 1st Joint	225	"	Joint	0	0	0	0	0	0
226	16-03-2026	LPG Header - Cylinder Regulator 2nd Joint	226	"	Joint	0	0	0	0	0	0
227	16-03-2026	LPG Header - Cylinder Regulator 3rd Joint	227	"	Joint	0	0	0	0	0	0

Nitya Work for Quality
NITYA LABORATORIES
BUILDING & ROAD, MATERIAL, SOIL, ENVIRONMENTAL & CALIBRATION TESTING LAB

NITYA LABORATORIES
43, Sector-A1 Ext., Bhalla Enclave, Channi Himmat, Jammu-180 015, J&K (UT), India
+91-191-2465597
info@nityalab.com www.nityalab.com

Test Report

Issued To **M/s Indian Oil Corporation Limited**
Bongaigaon Refinery
Distt. Chirang-783 380, Assam, India

ULR No. : TC148142500006836F
Test Report Date: 01/11/2025

Sample Particulars

Nature of the Sample : **Ambient Noise**
Date of Sampling : 29/10/2025
Purpose of Monitoring : To Check the Pollution Load
Method of Sampling : IS 9989
Instrument Used : Sound Level Meter
Unit : CDU-1

Analysis Report

Sr. No.	Location	Test Result dB(A), Day Time	Test Method
	CDU-1 (Day)		
1	Control Room	55.9	IS 9989
2	Operators' Cabin	57.3	
3	Below Furnace	82.5	
4	Near P- 012C	91.7	
5	Near P- 05A	96.2	
6	Near P- 08C	91.6	
7	Near 11-FA- 02A	91.3	
8	Near 11-FA-01B	91.8	
9	Near P- 09C	95.4	
10	Near P- 04B	98.5	
11	DHDT Air Compressors'	100.2	
12	Near 11-PM-14B	97.3	
13	Near 11-P- 152A(N/A)	85.4	
14	Near 11-PM-160B	88.2	

Note: Monitoring Time: Between 6:00 A.M to 10:00 P.M (Day)
: Between 10:00 P.M to 6:00 A.M (Night)

Note: The Ambient Noise Quality Standards are given for reference

Area Code	Category of Area	Limits dB (A) Leq	
		Day Time (6AM – 10PM)	Night Time (10PM – 06AM)
A	Industrial Area	75	70
B	Commercial Area	65	55
C	Residential Area	55	45
D	Silence Zone	50	40

..... End of the Report .....

TC-14814

(AUTHORISED SIGNATORY)
(RAVINDER MITTAL)

NOTE: The laboratory accepts the responsibility for content of report. The results contained in this test report related only to the sample tested. Test report shall not be reproduced except in full, without written approval of the laboratory. This report is intended only for your guidance and not for legal purpose or for advertisement. This report shall not be reproduced except in full without the written approval of this organization. Samples will be destroyed after 30 days from the date of issue of test certificate unless otherwise specified. Any complaints about this report should be communicated in writing within 7 days of issue of this report. Total liability of Nitya Laboratories is limited invoiced amount only. **If you have any complaint/feedback regarding the sample collection/testing/test report, please send an email at info@nityalab.com and call at +91-191-2465597, +91-9873924093**

Nitya Work for Quality
NITYA LABORATORIES
BUILDING & ROAD, MATERIAL, SOIL, ENVIRONMENTAL & CALIBRATION TESTING LAB

NITYA LABORATORIES
43, Sector-A1 Ext., Bhalla Enclave, Channi Himmat, Jammu-180 015, J&K (UT), India
+91-191-2465597
info@nityalab.com www.nityalab.com

Test Report

Issued To **M/s Indian Oil Corporation Limited**
Bongaigaon Refinery
Distt. Chirang-783 380, Assam, India

ULR No. : TC148142500008308F
Test Report Date: 29/12/2025

Sample Particulars

Nature of the Sample : **Ambient Noise**
Date of Sampling : 26/12/2025
Purpose of Monitoring : To Check the Pollution Load
Method of Sampling : IS 9989
Instrument Used : Sound Level Meter
Unit : CDU-1

Analysis Report

Sr. No.	Location	Test Result dB(A), Day Time	Test Method
	CDU-1 (Night)		
1	Control Room	54.8	IS 9989
2	Change Room / Operators' Cabin	52.4	
3	11-F-001 Below Furnace	88.5	
4	Near 11- PM- 05B	96.1	
5	Near 11-FA-01A	90.9	
6	Near 11-FA-02A	90.4	
7	Near P- 014B	97.6	
8	DHDT Air Compressors'	100.5	
9	Near 11-P-160A	90.8	
10	Near P- 08C	91.7	
11	Near 11- P- 04A	97.3	
12	Near P- 02B	96.5	
13	Near 11- P- 09C	96.2	
14	Near 11- P- 0152B (N/R)	85.2	

Note: Monitoring Time: Between 6:00 A.M to 10:00 P.M (Day)
: Between 10:00 P.M to 6:00 A.M (Night)

Note: The Ambient Noise Quality Standards are given for reference

Area Code	Category of Area	Limits dB (A) Leq	
		Day Time (6AM – 10PM)	Night Time (10PM – 06AM)
A	Industrial Area	75	70
B	Commercial Area	65	55
C	Residential Area	55	45
D	Silence Zone	50	40

.....End of the Report.....

TC-14814

(AUTHORISED SIGNATORY)
(RAVINDER MITTAL)

NOTE: The laboratory accepts the responsibility for content of report. The results contained in this test report related only to the sample tested. Test report shall not be reproduced except in full, without written approval of the laboratory. This report is intended only for your guidance and not for legal purpose or for advertisement. This report shall not be reproduced except in full without the written approval of this organization. Samples will be destroyed after 30 days from the date of issue of test certificate unless otherwise specified. Any complaints about this report should be communicated in writing within 7 days of issue of this report. Total liability of Nitya Laboratories is limited invoiced amount only. **If you have any complaint/feedback regarding the sample collection/testing/test report, please send an email at info@nityalab.com and call at +91-191-2465597, +91-9873924093**

Nitya Work for Quality

NITYA LABORATORIES

BUILDING & ROAD, MATERIAL, SOIL, ENVIRONMENTAL & CALIBRATION TESTING LAB

NITYA LABORATORIES
43, Sector-A1 Ext., Bhalla Enclave, Channi Himmat, Jammu-180 015, J&K (UT), India
+91-191-2465597
info@nityalab.com www.nityalab.com

Test Report

Issued To **M/s Indian Oil Corporation Limited**
Bongaigaon Refinery
Distt. Chirang-783 380, Assam, India

ULR No. : TC148142500008289F
Test Report Date: 26/12/2025

Sample Particulars

Nature of the Sample : **Ambient Noise**
Date of Sampling : 23/12/2025
Purpose of Monitoring : To Check the Pollution Load
Method of Sampling : IS 9989
Instrument Used : Sound Level Meter
Unit : CDU-2 +FGRS

Analysis Report

Sr. No.	Location	Test Result dB(A), Day Time	Test Method
	CDU-2 +FGRS (Day)		
1	Control Room	57.2	IS 9989
2	Change Room	56.8	
3	Below Furnace (11-F-001)	83.5	
4	Near P- 11A	97.6	
5	Near P- 09B	96.8	
6	Near 11-PM- 014A	96.2	
7	FD FAN-A	86.1	
8	Near P- 007A	96.4	
9	Near 11-P- 151A	86.5	
10	FGRS Area	86.2	
11	Near 11-PM- 05B	98.2	

Note: Monitoring Time: Between 6:00 A.M to 10:00 P.M (Day)
: Between 10:00 P.M to 6:00 A.M (Night)

Note: The Ambient Noise Quality Standards are given for reference

Area Code	Category of Area	Limits dB (A) Leq	
		Day Time (6AM – 10PM)	Night Time (10PM – 06AM)
A	Industrial Area	75	70
B	Commercial Area	65	55
C	Residential Area	55	45
D	Silence Zone	50	40

.....End of the Report.....

TC-14814

(AUTHORISED SIGNATORY)
(RAVINDER MITTAL)

NOTE: The laboratory accepts the responsibility for content of report. The results contained in this test report related only to the sample tested. Test report shall not be reproduced except in full, without written approval of the laboratory. This report is issued only for your guidance and not for legal purpose or for advertisement. This report shall not be reproduced except in full without the written approval of this organization. Samples will be destroyed after 30 days from the date of issue of test certificate unless otherwise specified. Any complaints about this report should be communicated in writing within 7 days of issue of this report. Total liability of Nitya Laboratories is limited invoiced amount only. If you have any complaint/feedback regarding the sample collection/testing/test report, please send an email at info@nityalab.com and call at +91-191-2465597, +91-9873924093

Nitya Work for Quality
NITYA LABORATORIES
BUILDING & ROAD, MATERIAL, SOIL, ENVIRONMENTAL & CALIBRATION TESTING LAB

NITYA LABORATORIES
43, Sector-A1 Ext., Bhalla Enclave, Channi Himmat, Jammu-180 015, J&K (UT), India
+91-191-2465597
info@nityalab.com www.nityalab.com

Test Report

Issued To **M/s Indian Oil Corporation Limited**
Bongaigaon Refinery
Distt. Chirang-783 380, Assam, India

ULR No. : TC148142500008309I
Test Report Date: 30/12/2025

Sample Particulars

Nature of the Sample : **Ambient Noise**
Date of Sampling : 27/12/2025
Purpose of Monitoring : To Check the Pollution Load
Method of Sampling : IS 9989
Instrument Used : Sound Level Meter
Unit : CDU-2 +FGRS

Analysis Report

Sr. No.	Location	Test Result dB(A), Day Time	Test Method
	CDU-2 +FGRS (Night)		
1	Control Room	57.6	IS 9989
2	Change Room	56.9	
3	Below Furnace (11-F-001)	87.3	
4	FD FAN-A	87.5	
5	FGRS Area	86.4	
6	Near 11-PM- 08D	91.2	
7	Near 11-PM- 02A/B	96.1	
8	Near 11-PM- 08A	97.4	
9	Near 11-PM- 04B	97.8	
10	Near 11-PM- 003B	98.6	
11	Near 11-PM- 013	97.1	
12	Near 11-P- 154A	87.5	

Note: Monitoring Time: Between 6:00 A.M to 10:00 P.M (Day)
: Between 10:00 P.M to 6:00 A.M (Night)

Note: The Ambient Noise Quality Standards are given for reference

Area Code	Category of Area	Limits dB (A) Leq	
		Day Time (6AM – 10PM)	Night Time (10PM – 06AM)
A	Industrial Area	75	70
B	Commercial Area	65	55
C	Residential Area	55	45
D	Silence Zone	50	40

.....End of the Report.....

TC-14814

(AUTHORISED SIGNATORY)
(RAVINDER MITTAL)

NOTE: The laboratory accepts the responsibility for content of report. The results contained in this test report related only to the sample tested. Test report shall not be reproduced except in full, without written approval of the laboratory. This report is intended only for your guidance and not for legal purpose or for advertisement. This report shall not be reproduced except in full without the written approval of this organization. Samples will be destroyed after 30 days from the date of issue of test certificate unless otherwise specified. Any complaints about this report should be communicated in writing within 7 days of issue of this report. Total liability of Nitya Laboratories is limited invoiced amount only. **If you have any complaint/feedback regarding the sample collection/testing/test report, please send an email at info@nityalab.com and call at +91-191-2465597, +91-9873924093**

Nitya Work for Quality
NITYA LABORATORIES
BUILDING & ROAD, MATERIAL, SOIL, ENVIRONMENTAL & CALIBRATION TESTING LAB

NITYA LABORATORIES
43, Sector-A1 Ext., Bhalla Enclave, Channi Himmat, Jammu-180 015, J&K (UT), India
+91-191-2465597
info@nityalab.com www.nityalab.com

Test Report

Issued To **M/s Indian Oil Corporation Limited**
Bongaigaon Refinery
Distt. Chirang-783 380, Assam, India

ULR No. : TC148142500006838F
Test Report Date: 21/10/2025

Sample Particulars

Nature of the Sample : **Ambient Noise**
Date of Sampling : 18/10/2025
Purpose of Monitoring : To Check the Pollution Load
Method of Sampling : IS 9989
Instrument Used : Sound Level Meter
Unit : DCU - I

Analysis Report

Sr. No.	Location	Test Result dB(A), Day Time	Test Method
	DCU - I (Day)		
1	Operators' Cabin	53.6	IS 9989
2	Below Furnace	85.9	
3	LPG Compressors' 14-K-151	97.5	
4	FFC E-7(1)	89.0	
5	Near P-8A	91.6	
6	Near P – 18A	87.2	
7	Near P – 152B	88.7	
8	West Side Pump House(P-034B)	85.1	
9	Near P - 13A	97.8	
10	Near P - 06B	99.2	
11	Near P – 05B	92.2	
12	Near P - 024A	89.5	
13	14-KLP-151A	86.2	
14	Near P - 031B	82.7	

Note: Monitoring Time: Between 6:00 A.M to 10:00 P.M (Day)
: Between 10:00 P.M to 6:00 A.M (Night)

Note: The Ambient Noise Quality Standards are given for reference

Area Code	Category of Area	Limits dB (A) Leq	
		Day Time (6AM – 10PM)	Night Time (10PM – 06AM)
A	Industrial Area	75	70
B	Commercial Area	65	55
C	Residential Area	55	45
D	Silence Zone	50	40

.....End of the Report.....

TC-14814

(AUTHORISED SIGNATORY)
(RAVINDER MITTAL)

NOTE: The laboratory accepts the responsibility for content of report. The results contained in this test report related only to the sample tested. Test report shall not be reproduced except in full, without written approval of the laboratory. This report is authenticated only for your guidance and not for legal purpose or for advertisement. This report shall not be reproduced except in full without the written approval of this organization. Samples will be destroyed after 30 days from the date of issue of test certificate unless otherwise specified. Any complaints about the report should be communicated in writing within 7 days of issue of this report. Total liability of Nitya Laboratories is limited invoiced amount only. **If you have any complaint/feedback regarding the sample collection/testing/test report, please send an email at info@nityalab.com and call at +91-191-2465597, +91 9873924093**

Nitya Work for Quality
NITYA LABORATORIES
BUILDING & ROAD, MATERIAL, SOIL, ENVIRONMENTAL & CALIBRATION TESTING LAB

NITYA LABORATORIES
43, Sector-A1 Ext., Bhalla Enclave, Channi Himmat, Jammu-180 015, J&K (UT), India
+91-191-2465597
info@nityalab.com www.nityalab.com

Test Report

Issued To **M/s Indian Oil Corporation Limited**
Bongaigaon Refinery
Distt. Chirang-783 380, Assam, India

ULR No. : TC148142500008312F
Test Report Date: 30/12/2025

Sample Particulars

Nature of the Sample : **Ambient Noise**
Date of Sampling : 27/12/2025
Purpose of Monitoring : To Check the Pollution Load
Method of Sampling : IS 9989
Instrument Used : Sound Level Meter
Unit : DCU - I

Analysis Report

Sr. No.	Location	Test Result dB(A), Day Time	Test Method
	DCU - I (Night)		
1	Change Room / Operators' Cabin	56.3	IS 9989
2	14-F-001 Below Furnace	87.2	
3	LPG Compressors' 14-K-151	94.3	
4	Near P-8B	93.7	
5	Near P – 18B	86.8	
6	Near P – 152A	91.2	
7	Near P – 12	94.7	
8	Near P – 011/09C	94.9	
9	Near P – 32	86.3	
10	Near P – 06A	97.8	
11	Near P – 04B	93.2	
12	Near 14 - P – 01A	96.0	
13	Near PV-2001	88.3	

Note: Monitoring Time: Between 6:00 A.M to 10:00 P.M (Day)
: Between 10:00 P.M to 6:00 A.M (Night)

Note: The Ambient Noise Quality Standards are given for reference

Area Code	Category of Area	Limits dB (A) Leq	
		Day Time (6AM – 10PM)	Night Time (10PM – 06AM)
A	Industrial Area	75	70
B	Commercial Area	65	55
C	Residential Area	55	45
D	Silence Zone	50	40

End of the Report.....

TC-14814

(AUTHORISED SIGNATORY)
(RAVINDER MITTAL)

NOTE: The laboratory accepts the responsibility for content of report. The results contained in this test report related only to the sample tested. Test report shall not be reproduced except in full, without written approval of the laboratory. This report is intended only for your guidance and not for legal purpose or for advertisement. This report shall not be reproduced except in full without the written approval of this organization. Samples will be destroyed after 30 days from the date of issue of test certificate unless otherwise specified. Any complaints about this report should be communicated in writing within 7 days of issue of this report. Total liability of Nitya Laboratories is limited invoiced amount only. **If you have any complaint/feedback regarding the sample collection/testing/test report, please send an email at info@nityalab.com and call at +91-191-2465597, +91-9873924093**

Nitya Work for Quality
NITYA LABORATORIES
BUILDING & ROAD, MATERIAL, SOIL, ENVIRONMENTAL & CALIBRATION TESTING LAB

NITYA LABORATORIES
43, Sector-A1 Ext., Bhalla Enclave, Channi Himmat, Jammu-180 015, J&K (UT), India
+91-191-2465597
info@nityalab.com www.nityalab.com

Test Report

Issued To **M/s Indian Oil Corporation Limited**
Bongaigaon Refinery
Distt. Chirang-783 380, Assam, India

ULR No. : TC148142500006839F
Test Report Date: 29/10/2025

Sample Particulars

Nature of the Sample : **Ambient Noise**
Date of Sampling : 25/10/2025
Purpose of Monitoring : To Check the Pollution Load
Method of Sampling : IS 9989
Instrument Used : Sound Level Meter
Unit : DCU - II

Analysis Report

Sr. No.	Location	Test Result dB(A), Day Time	Test Method
	DCU - II (Day)		
1	Operators' Cabin	54.2	IS 9989
2	Below Furnace	82.5	
3	Near 14-KM-151 Compressors'	96.3	
4	FFC E-7 to 31	92.1	
5	Near P-08B	98.0	
6	Near P-01B	98.4	
7	Near KLP-151A	88.2	
8	Near PV-1151 Basket Strainer	86.4	
9	Near P -002A	96.3	
10	Near P -152A	88.5	
11	Near P -004B	94.6	
12	Near P -031B	86.2	
13	Near P -0153A	85.1	

Note: Monitoring Time: Between 6:00 A.M to 10.00 P.M (Day)
: Between 10:00 P.M to 6:00 A.M (Night)

Note: The Ambient Noise Quality Standards are given for reference

Area Code	Category of Area	Limits dB (A) Leq	
		Day Time (6AM – 10PM)	Night Time (10PM – 06AM)
A	Industrial Area	75	70
B	Commercial Area	65	55
C	Residential Area	55	45
D	Silence Zone	50	40

End of the Report.....

TC-14814

(AUTHORISED SIGNATORY)
(RAVINDER MITTAL)

NOTE: The laboratory accepts the responsibility for content of report. The results contained in this test report related only to the sample tested. Test report shall not be reproduced except in full, without written approval of the laboratory. This report is intended only for your guidance and not for legal purpose or for advertisement. This report shall not be reproduced except in full without the written approval of this organization. Samples will be destroyed after 30 days from the date of issue of test certificate unless otherwise specified. For complaints about test report should be communicated in writing within 7 days of issue of this report. Total liability of Nitya Laboratories is limited invoiced amount only. **If you have any complaint/feedback regarding the sample collection/testing/test report, please send an email at info@nityalab.com and call at +91-191-2465597, +91-9873924093**

Nitya
Work for Quality
NITYA LABORATORIES
BUILDING & ROAD, MATERIAL, SOIL, ENVIRONMENTAL & CALIBRATION TESTING LAB

NITYA LABORATORIES
43, Sector-A1 Ext., Bhalla Enclave, Channi
Himmat, Jammu-180 015, J&K (UT), India
+91-191-2465597
info@nitylab.com www.nitylab.com

Test Report

Issued To **M/s Indian Oil Corporation Limited**
Bongaigaon Refinery
Distt. Chirang-783 380, Assam, India

ULR No. : TC148142500007685F
Test Report Date: 14/11/2025

Sample Particulars

Nature of the Sample	:	**Ambient Noise**
Date of Sampling	:	11/11/2025
Purpose of Monitoring	:	To Check the Pollution Load
Method of Sampling	:	IS 9989
Instrument Used	:	Sound Level Meter
Unit	:	Captive Power Plant

Analysis Report

Sr. No.	Location	Test Result dB(A), Day Time	Test Method
	Captive Power Plant (Day)		IS 9989
1	Control Room	58.5	
2	Boiler Operators` Cabin	55.3	
3	F.O Pump House	86.7	
4	Boiler #1 (Near Burner 1st Floor)	94.3	
5	Boiler #1 (Near Burner 2nd Floor)	91.7	
6	Boiler #2 (Near Burner 1st Floor)	86.5	
7	Boiler #2 (Near Burner 2nd Floor)	88.9	
8	Boiler #4 (Near Burner 1st Floor)	90.8	
9	Boiler #4 (Near Burner 2nd Floor)	90.3	
10	FD Fan Suction # 1	102.9	
11	FD Fan Suction # 4	98.6	
12	BFP#3(Turbine)	96.2	
13	Near TG#1 Gear Box(N/R)	80.2	

Note: Monitoring Time: Between 6:00 A.M to 10:00 P.M (Day)
: Between 10:00 P.M to 6:00 A.M (Night)

Note: The Ambient Noise Quality Standards are given for reference

Area Code	Category of Area	Limits dB (A) Leq	
		Day Time (6AM – 10PM)	Night Time (10PM – 06AM)
A	Industrial Area	75	70
B	Commercial Area	65	55
C	Residential Area	55	45
D	Silence Zone	50	40

End of the Report.....

TC-14814

(AUTHORISED SIGNATORY)
(RAVINDER MITTAL)

NOTE: The laboratory accepts the responsibility for content of report. The results contained in this test report related only to the sample tested. Test report shall not be reproduced except in full, without written approval of the laboratory. This report is intended only for your guidance and not for legal purpose or for advertisement. This report shall not be reproduced except in full without the written approval of this organization. Samples will be destroyed after 30 days from the date of issue of test certificate unless otherwise specified. Any complaints about this report should be communicated in writing within 7 days of issue of this report. Total liability of Nitya Laboratories is limited invoiced amount only. **If you have any complaint/feedback regarding the sample collection/testing/test report, please send an email at info@nitylab.com and call at +91-191-2465597, +91-9873924093**

Nitya Work for Quality

NITYA LABORATORIES

BUILDING & ROAD, MATERIAL, SOIL, ENVIRONMENTAL & CALIBRATION TESTING LAB

NITYA LABORATORIES
43, Sector-A1 Ext., Bhalla Enclave, Channi Himmat, Jammu-180 015, J&K (UT), India
+91-191-2465597
info@nityalab.com www.nityalab.com

Test Report

Issued To **M/s Indian Oil Corporation Limited**
Bongaigaon Refinery
Distt. Chirang-783 380, Assam, India

ULR No. : TC148142500007674F
Test Report Date: 04/11/2025

Sample Particulars

Nature of the Sample	:	**Ambient Noise**
Date of Sampling	:	01/11/2025
Purpose of Monitoring	:	To Check the Pollution Load
Method of Sampling	:	IS 9989
Instrument Used	:	Sound Level Meter
Unit	:	DHDT

Analysis Report

Sr. No.	Location	Test Result dB(A), Day Time	Test Method
	DHDT (Day)		IS 9989
1	DHDT Control Room	58.6	
2	Near-81-P-001C	94.8	
3	Near 81-P-02B	90.4	
4	Compressor House (K-002A)	93.5	
5	Near 81-FDM-001B	86.2	
6	Near 81-FV-3303 Production line	82.7	
7	Tank Farm Pump House	87.9	
8	81-P-004A	92.5	
9	81-EFM-001 A/B/C/D	101.2	
10	81-EFM-03A	90.4	
11	81-F-001 Below Furnace	85.7	
12	Near-81-P-07B	87.9	
13	Near-81-P-026B	87.3	
14	Near-81-P-025B	93.6	
15	Near-81-P-027A	91.8	
16	Near-81-P-024A	96.4	
17	Near-81-P-023A	93.1	

Note: Monitoring Time: Between 6:00 A.M to 10:00 P.M (Day)
: Between 10:00 P.M to 6:00 A.M (Night)

Note: The Ambient Noise Quality Standards are given for reference

Area Code	Category of Area	Limits dB (A) Leq	
		Day Time (6AM – 10PM)	Night Time (10PM – 06AM)
A	Industrial Area	75	70
B	Commercial Area	65	55
C	Residential Area	55	45
D	Silence Zone	50	40

.....End of the Report.....

(AUTHORISED SIGNATORY)
(RAVINDER MITTAL)

NC-14814

NOTE: The laboratory accepts the responsibility for content of report. The results contained in this test report related only to the sample tested. Test report shall not be reproduced except in full, without written approval of the laboratory. This report is intended only for your guidance and not for legal purpose or for advertisement. This report shall not be reproduced except in full without the written approval of this organization. Samples will be destroyed after 30 days from the date of issue of test certificate unless otherwise specified. Any complaints about this report should be communicated in writing within 7 days of issue of this report. Total liability of Nitya Laboratories is limited invoiced amount only. **If you have any complaint/feedback regarding the sample collection/testing/test report, please send an email at info@nityalab.com and call at +91-191-2465597, +91-9873924093**

Nitya Work for Quality
NITYA LABORATORIES
BUILDING & ROAD, MATERIAL, SOIL, ENVIRONMENTAL & CALIBRATION TESTING LAB

NITYA LABORATORIES
43, Sector-A1 Ext., Bhalla Enclave, Channi Himmat, Jammu-180 015, J&K (UT), India
+91-191-2465597
info@nityalab.com www.nityalab.com

Test Report

Issued To **M/s Indian Oil Corporation Limited**
Bongaigaon Refinery
Distt. Chirang-783 380, Assam, India

ULR No. : TC148142500008298F
Test Report Date: 27/12/2025

Sample Particulars

Nature of the Sample	:	**Ambient Noise**
Date of Sampling	:	24/12/2025
Purpose of Monitoring	:	To Check the Pollution Load
Method of Sampling	:	IS 9989
Instrument Used	:	Sound Level Meter
Unit	:	DHDT

Analysis Report

Sr. No.	Location	Test Result dB(A), Day Time	Test Method
	DHDT (Night)		IS 9989
1	DHDT Control Room	57.2	
2	Near-81-P-001A	88.7	
3	Near 81-KM-02B	96.1	
4	Near 81-P-01B	89.3	
5	Near 81-FDM-001A	81.4	
6	Near 81-FV-3303 Production line	96.2	
7	Near 81-P-02A	95.4	
8	81-P-004A	90.8	
9	Near 81-FV-1103	85.1	
10	81-F-001 Below Furnace	84.7	
11	Near-81-P-07B	86.6	
12	Near-81-P-025B	93.4	
13	Near-81-P-024A	98.5	
14	Near-81-P-023B	96.4	

Note: Monitoring Time: Between 6:00 A.M to 10:00 P.M (Day)
: Between 10:00 P.M to 6:00 A.M (Night)

Note: The Ambient Noise Quality Standards are given for reference

Area Code	Category of Area	Limits dB (A) Leq	
		Day Time (6AM – 10PM)	Night Time (10PM – 06AM)
A	Industrial Area	75	70
B	Commercial Area	65	55
C	Residential Area	55	45
D	Silence Zone	50	40

End of the Report.....

TC-14814

(AUTHORISED SIGNATORY)
(RAVINDER MITTAL)

NOTE: The laboratory accepts the responsibility for content of report. The results contained in this test report related only to the sample tested. Test report shall not be reproduced except in full, without written approval of the laboratory. This report is intended only for your guidance and not for legal purpose or for advertisement. This report shall not be reproduced except in full without the written approval of this organization. Samples will be destroyed after 30 days from the date of issue of test certificate, unless otherwise specified. Any complaints about this report should be communicated in writing within 7 days of issue of this report. Total liability of Nitya Laboratories is limited invoiced amount only. **If you have any complaint/feedback regarding the sample collection/testing/test report, please send an email at info@nityalab.com and call at +91-191-2465597, +91-9873924093**

Nitya Work for Quality

NITYA LABORATORIES

BUILDING & ROAD, MATERIAL, SOIL, ENVIRONMENTAL & CALIBRATION TESTING LAB

NITYA LABORATORIES
43, Sector-A1 Ext., Bhalla Enclave, Channi Himmat, Jammu-180 015, J&K (UT), India
+91-191-2465597
info@nityalab.com www.nityalab.com

Test Report

Issued To **M/s Indian Oil Corporation Limited**
Bongaigaon Refinery
Distt. Chirang-783 380, Assam, India

ULR No. : TC148142500007689F
Test Report Date: 10/11/2025

Sample Particulars

Nature of the Sample	:	**Ambient Noise**
Date of Sampling	:	06/11/2025
Purpose of Monitoring	:	To Check the Pollution Load
Method of Sampling	:	IS 9989
Instrument Used	:	Sound Level Meter
Unit	:	HGU

Analysis Report

Sr. No.	Location	Test Result dB(A), Day Time	Test Method
	HGU (Day)		
1	Change Room/Operator's Cabin	59.3	IS 9989
2	PSA - Area North Side	94.7	
3	PSA - Area South Side	92.2	
4	Compressor House (K-001-P-01B)	79.2	
5	82-PM - 002A	92.1	
6	82-PM-001A	94.7	
7	82-FDM-001A	84.5	
8	82-IDM-01	87.4	
9	82-C-002 Floor	78.2	
10	Near 82-EFM-001A/B/C/D	89.5	
11	82- PM- 005A	88.9	
12	82-PM - 003B	92.8	

Note: Monitoring Time: Between 6:00 A.M to 10:00 P.M (Day)
: Between 10:00 P.M to 6:00 A.M (Night)

Note: The Ambient Noise Quality Standards are given for reference

Area Code	Category of Area	Limits dB (A) Leq	
		Day Time (6AM – 10PM)	Night Time (10PM – 06AM)
A	Industrial Area	75	70
B	Commercial Area	65	55
C	Residential Area	55	45
D	Silence Zone	50	40

..... End of the Report.....

TC-14814

(AUTHORISED SIGNATORY)
(RAVINDER MITTAL)

NOTE: The laboratory accepts the responsibility for content of report. The results contained in this test report related only to the sample tested. Test report shall not be reproduced except in full, without written approval of the laboratory. This report is intended only for your guidance and not for legal purpose or for advertisement. This report shall not be reproduced except in full without the written approval of this organization. Samples will be destroyed after 30 days from the date of issue of test certificate unless otherwise specified. Any complaints about this report should be communicated in writing within 7 days of issue of this report. Total liability of Nitya Laboratories is limited invoiced amount only. **If you have any complaint/feedback regarding the sample collection/testing/test report, please send an email at info@nityalab.com and call at +91-191-2465597, +91-9873924093**

Nitya Work for Quality

NITYA LABORATORIES

BUILDING & ROAD, MATERIAL, SOIL, ENVIRONMENTAL & CALIBRATION TESTING LAB

NITYA LABORATORIES
43, Sector-A1 Ext., Bhalla Enclave, Channi Himmat, Jammu-180 015, J&K (UT), India
+91-191-2465597
info@nityalab.com www.nityalab.com

Test Report

Issued To **M/s Indian Oil Corporation Limited**
Bongaigaon Refinery
Distt. Chirang-783 380, Assam, India

ULR No. : TC148142500008299F
Test Report Date: 27/12/2025

Sample Particulars

Nature of the Sample : **Ambient Noise**
Date of Sampling : 24/12/2025
Purpose of Monitoring : To Check the Pollution Load
Method of Sampling : IS 9989
instrument Used : Sound Level Meter
Unit : HGU

Analysis Report

Sr. No.	Location	Test Result dB(A), Day Time	Test Method
	HGU (Night)		
1	Change Room/Operator's Cabin	56.5	IS 9989
2	PSA - Area North Side	95.6	
3	PSA - Area South Side	93.9	
4	Compressor House (K-001-P-01B)	82.6	
5	82-PM – 002B	96.5	
6	82-PM-001B	91.9	
7	82-FDM-001A	88.6	
8	82-IDM-01	90.5	
9	Near 82-EFM-001A/B/C/D	91.9	
10	82- PM- 005B	87.2	
11	82-PM - 003B	90.8	

Note: Monitoring Time: Between 6:00 A.M to 10:00 P.M (Day)
: Between 10:00 P.M to 6:00 A.M (Night)

Note: The Ambient Noise Quality Standards are given for reference

Area Code	Category of Area	Limits dB (A) Leq	
		Day Time (6AM – 10PM)	Night Time (10PM – 06AM)
A	Industrial Area	75	70
B	Commercial Area	65	55
C	Residential Area	55	45
D	Silence Zone	50	40

..... End of the Report.....

TC-14814

(AUTHORISED SIGNATORY)
(RAVINDER MITTAL)

NOTE: The laboratory accepts the responsibility for content of report. The results contained in this test report related only to the sample tested. Test report shall not be reproduced except in full, without written approval of the laboratory. This report is intended only for your guidance and not for legal purpose or for advertisement. This report shall not be reproduced except in full without the written approval of this organization. Samples will be destroyed after 30 days from the date of issue of test certificate unless otherwise specified. Any complaints about this report should be communicated in writing within 7 days of issue of this report. Total liability of Nitya Laboratories is limited invoiced amount only. **If you have any complaint/feedback regarding the sample collection/testing/test report, please send an email at info@nityalab.com and call at +91-191-2465597, +91-9873924093**

Nitya Work for Quality
NITYA LABORATORIES
BUILDING & ROAD, MATERIAL, SOIL, ENVIRONMENTAL & CALIBRATION TESTING LAB

NITYA LABORATORIES
43, Sector-A1 Ext., Bhalla Enclave, Channi Himmat, Jammu-180 015, J&K (UT), India
+91-191-2465597
info@nityalab.com www.nityalab.com

Test Report

Issued To **M/s Indian Oil Corporation Limited**
Bongaigaon Refinery
Distt. Chirang-783 380, Assam, India

ULR No. : TC148142500007691F
Test Report Date: 14/10/2025

Sample Particulars

Nature of the Sample	:	**Ambient Noise**
Date of Sampling	:	11/10/2025
Purpose of Monitoring	:	To Check the Pollution Load
Method of Sampling	:	IS 9989
Instrument Used	:	Sound Level Meter
Unit	:	Prime G +

Analysis Report

Sr. No.	Location	Test Result dB(A), Day Time	Test Method
	Prime G + (Day)		
1	102-F-001 Below Furnace	81.4	IS 9989
2	102-F-002 Below Furnace	82.8	
3	Compressor's House(KM-002B)	86.9	
4	102-PM-005A	85.4	
5	102-PM-010A	83.7	
6	102-PM-004A	88.5	
7	102-PM-08A	85.3	
8	102-PM-001A	89.7	
9	102-EFM-02/03 A/B	89.4	
10	102-PM-09A	86.2	
11	Check & Change Room	54.5	
12	102-PM-012B	86.3	
13	102-PM-011B	82.7	

Note: Monitoring Time: Between 6:00 A.M to 10:00 P.M (Day)
: Between 10:00 P.M to 6:00 A.M (Night)

Note: The Ambient Noise Quality Standards are given for reference

Area Code	Category of Area	Limits dB (A) Leq	
		Day Time (6AM – 10PM)	Night Time (10PM – 06AM)
A	Industrial Area	75	70
B	Commercial Area	65	55
C	Residential Area	55	45
D	Silence Zone	50	40

End of the Report.....

TC-14814

(AUTHORISED SIGNATORY)
(RAVINDER MITTAL)

NOTE: The laboratory accepts the responsibility for content of report. The results contained in this test report related only to the sample tested. Test report shall not be reproduced except in full, without written approval of the laboratory. This report is intended only for your guidance and not for legal purpose or for advertisement. This report shall not be reproduced except in full without the written approval of this organization. Samples will be destroyed after 30 days from the date of issue of test certificate unless otherwise specified. Any complaints about this report should be communicated in writing within 7 days of issue of this report. Total liability of Nitya Laboratories is limited invoiced amount only. **If you have any complaint/feedback regarding the sample collection/testing/test report, please send an email at info@nityalab.com and call at +91-191-2465597, +91-9873924093**

Nitya Work for Quality
NITYA LABORATORIES
BUILDING & ROAD, MATERIAL, SOIL, ENVIRONMENTAL & CALIBRATION TESTING LAB

NITYA LABORATORIES
43, Sector-A1 Ext., Bhalla Enclave, Channi Himmat, Jammu-180 015, J&K (UT), India
+91-191-2465597
info@nityalab.com www.nityalab.com

Test Report

Issued To **M/s Indian Oil Corporation Limited**
Bongaigaon Refinery
Distt. Chirang-783 380, Assam, India

ULR No. : TC148142500000832 6F
Test Report Date: 27/12/2025

Sample Particulars

Nature of the Sample	:	**Ambient Noise**
Date of Sampling	:	24/12/2025
Purpose of Monitoring	:	To Check the Pollution Load
Method of Sampling	:	IS 9989
Instrument Used	:	Sound Level Meter
Unit	:	Prime G +

Analysis Report

Sr. No.	Location	Test Result dB(A), Day Time	Test Method
	Prime G + (Night)		
1	102-F-001 Below Furnace	87.1	IS 9989
2	102-F-002 Below Furnace	84.7	
3	Compressor's House(KM-002B)	89.2	
4	102-PM-005A	88.6	
5	102-PM-004B	91.5	
6	102-PM-08B	84.2	
7	102-PM-001B	86.3	
8	102-EFM-02/03 A/B	91.4	
9	102-PM-09A	88.9	
10	Check & Change Room	54.2	
11	102-PM-012B	88.5	
12	102-PM-02B	86..0	

Note: Monitoring Time: Between 6:00 A.M to 10:00 P.M (Day)
: Between 10:00 P.M to 6:00 A.M (Night)

Note: The Ambient Noise Quality Standards are given for reference

Area Code	Category of Area	Limits dB (A) Leq	
		Day Time (6AM – 10PM)	Night Time (10PM – 06AM)
A	Industrial Area	75	70
B	Commercial Area	65	55
C	Residential Area	55	45
D	Silence Zone	50	40

End of the Report.....

TC-14814

(AUTHORISED SIGNATORY)
(RAVINDER MITTAL)

NOTE: The laboratory accepts the responsibility for content of report. The results contained in this test report related only to the sample tested. Test report shall not be reproduced except in full, without written approval of the laboratory. This report is intended only for your guidance and not for legal purpose or for advertisement. This report shall not be reproduced except in full without the written approval of this organization. Samples will be destroyed after 30 days from the date of issue of test certificate unless otherwise specified. Any complaints about this report should be communicated in writing within 7 days of issue of this report. Total liability of Nitya Laboratories is limited invoiced amount only. **If you have any complaint/feedback regarding the sample collection/testing/test report,** please send an email at info@nityalab.com and call at +91-191-2465597, +91-9873924093

CORPORATE OFFICE & CENTRAL LABORATORIES :-
PLOT NO. 118, CHURCH ROAD, BEHIND KAUSIK VATIKA, BHAGAT SINGH COLONY, BALLABHGARH, FARIDABAD - 121004, HARYANA, INDIA
+91-129-2241021 +91-9013591021, +91-9013552273 labsnitya@gmail.com www.nityalab.com

Nitya Work for Quality
NITYA LABORATORIES
BUILDING & ROAD, MATERIAL, SOIL, ENVIRONMENTAL & CALIBRATION TESTING LAB

NITYA LABORATORIES
43, Sector-A1 Ext., Bhalla Enclave, Channi Himmat, Jammu-180 015, J&K (UT), India
+91-191-2465597
info@nityalab.com www.nityalab.com

Test Report

Issued To **M/s Indian Oil Corporation Limited**
Bongaigaon Refinery
Distt. Chirang-783 380, Assam, India

ULR No. : TC148142500007694F
Test Report Date: 17/10/2025

Sample Particulars

Nature of the Sample	:	**Ambient Noise**
Date of Sampling	:	14/10/2025
Purpose of Monitoring	:	To Check the Pollution Load
Method of Sampling	:	IS 9989
instrument Used	:	Sound Level Meter
Unit	:	Indmax FCC

Analysis Report

Sr. No.	Location	Test Result dB(A), Day Time	Test Method
	Indmax FCC (Day)		IS 9989
1	101-PM-022A	88.6	
2	101-PM-025A/B	91.8	
3	101-PM-05A	93.6	
4	101-XM-02-P-03B	89.1	
5	101-PM-01A	93.4	
6	101-X-005-KM-01B	96.3	
7	Compressor House	103.0	
8	101-PM-015A	87.2	
9	101-PM-04B	94.2	
10	101-PM-011B	91.5	
11	101-PM-012A	94.7	
12	101-PM-019B	92.4	
13	101-PM-048B	92.7	
14	101-PM-03A	93.5	
15	101-PM-040B	93.8	

Note: Monitoring Time: Between 6:00 A.M to 10:00 P.M (Day)
: Between 10:00 P.M to 6:00 A.M (Night)

Note: The Ambient Noise Quality Standards are given for reference

Area Code	Category of Area	Limits dB (A) Leq	
		Day Time (6AM – 10PM)	Night Time (10PM – 06AM)
A	Industrial Area	75	70
B	Commercial Area	65	55
C	Residential Area	55	45
D	Silence Zone	50	40

TC-14814

.....End of the Report.....

(AUTHORISED SIGNATORY)
(RAVINDER MITTAL)

NOTE: The laboratory accepts the responsibility for content of report. The results contained in this test report related only to the sample tested. Test report shall not be reproduced except in full, without written approval of the laboratory. This report is intended only for your guidance and not for legal purpose or for advertisement. This report shall not be reproduced except in full without the written approval of this organization. Samples will be destroyed after 30 days from the date of issue of test certificate unless otherwise specified. Any complaints about this report should be communicated in writing within 7 days of issue of this report. Total liability of Nitya Laboratories is limited invoiced amount only. **If you have any complaint/feedback regarding the sample collection/testing/test report, please send an email at info@nityalab.com and call at +91-191-2465597, +91-9873924093**

CORPORATE OFFICE & CENTRAL LABORATORIES :-
PLOT NO. 118, CHURCH ROAD, BEHIND KAUSIK VATIKA, BHAGAT SINGH COLONY, BALLABHGARH, FARIDABAD - 121004, HARYANA, INDIA
+91-129-2241021 +91-9013591021, +91-9013552273 labsnitya@gmail.com www.nityalab.com

Nitya Work for Quality

NITYA LABORATORIES

BUILDING & ROAD, MATERIAL, SOIL, ENVIRONMENTAL & CALIBRATION TESTING LAB

NITYA LABORATORIES
43, Sector-A1 Ext., Bhalla Enclave, Channi Himmat, Jammu-180 015, J&K (UT), India
+91-191-2465597
info@nityalab.com www.nityalab.com

Test Report

Issued To **M/s Indian Oil Corporation Limited**
Bongaigaon Refinery
Distt. Chirang-783 380, Assam, India

ULR No. : TC148142500007394
Test Report Date: 17/10/2025

Analysis Report

Sr. No.	Location	Test Result dB(A), Day Time	Test Method
	Indmax FCC (Day)		
16	Near 101-EFM-005A-01/02(East)	88.7	IS 9989
17	Near 101-EFM-004A-01/02(Middle)	90.2	
18	Near 101-EFM-001C-01/02(West)	89.5	
19	101-PM-016A	92.6	
20	101-PM-08B	91.9	

Note: Monitoring Time: Between 6:00 A.M to 10:00 P.M (Day)
: Between 10:00 P.M to 6:00 A.M (Night)

Note: The Ambient Noise Quality Standards are given for reference

Area Code	Category of Area	Limits dB (A) Leq	
		Day Time (6AM – 10PM)	Night Time (10PM – 06AM)
A	Industrial Area	75	70
B	Commercial Area	65	55
C	Residential Area	55	45
D	Silence Zone	50	40

..... End of the Report.....

TC-14814

(AUTHORISED SIGNATORY)
(RAVINDER MITTAL)

NOTE: The laboratory accepts the responsibility for content of report. The results contained in this test report related only to the sample tested. Test report shall not be reproduced except in full, without written approval of the laboratory. This report is intended only for your guidance and not for legal purpose or for advertisement. This report shall not be reproduced except in full without the written approval of this organization. Samples will be destroyed after 30 days from the date of issue of test certificate unless otherwise specified. Any complaints about this report should be communicated in writing within 7 days of issue of this report. Total liability of Nitya Laboratories is limited invoiced amount only. **If you have any complaint/feedback regarding the sample collection/testing/test report, please send an email at info@nityalab.com and call at +91-191-2465597, +91-9873924093**

Nitya Work for Quality

NITYA LABORATORIES

BUILDING & ROAD, MATERIAL, SOIL, ENVIRONMENTAL & CALIBRATION TESTING LAB

NITYA LABORATORIES
43, Sector-A1 Ext., Bhalla Enclave, Channi Himmat, Jammu-180 015, J&K (UT), India
+91-191-2465597
info@nityalab.com www.nityalab.com

Test Report

Issued To **M/s Indian Oil Corporation Limited**
Bongaigaon Refinery
Distt. Chirang-783 380, Assam, India

ULR No. : TC148142500008330F
Test Report Date: 26/12/2025

Sample Particulars

Nature of the Sample	:	**Ambient Noise**
Date of Sampling	:	24/12/2025
Purpose of Monitoring	:	To Check the Pollution Load
Method of Sampling	:	IS 9989
Instrument Used	:	Sound Level Meter
Unit	:	Indmax FCC

Analysis Report

Sr. No.	Location	Test Result dB(A), Day Time	Test Method
	Indmax FCC (Night)		IS 9989
1	101-PM-022A	93.6	
2	101-PM-025A/B	94.3	
3	101-PM-03B	91.4	
4	101-PM-018A	94.5	
5	101-PM-020A	95.7	
6	101-PM-01A	91.8	
7	101-X-005-KM-01A	95.1	
8	Compressor House	102.5	
9	101-PM-015A	88.2	
10	101-PM-04B	96.2	
11	101-PM-011A	91.2	
12	101-PM-012A	95.4	
13	101-PM-014A	89.8	
14	101-PM-019B	94.3	
15	101-PM-048A	95.9	

Note: Monitoring Time: Between 6:00 A.M to 10:00 P.M (Day)
: Between 10:00 P.M to 6:00 A.M (Night)

Note: The Ambient Noise Quality Standards are given for reference

Area Code	Category of Area	Limits dB (A) Leq	
		Day Time (6AM – 10PM)	Night Time (10PM – 06AM)
A	Industrial Area	75	70
B	Commercial Area	65	55
C	Residential Area	55	45
D	Silence Zone	50	40

End of the Report.....

TC-14814

(AUTHORISED SIGNATORY)
(RAVINDER MITTAL)

NOTE: The laboratory accepts the responsibility for content of report. The results contained in this test report related only to the sample tested. Test report shall not be reproduced except in full, without written approval of the laboratory. This report is intended only for your guidance and not for legal purpose or for advertisement. This report shall not be reproduced except in full without the written approval of this organization. Samples will be destroyed after 30 days from the date of issue of test certificate unless otherwise specified. Any complaints about this report should be communicated in writing within 7 days of issue of this report. Total liability of Nitya Laboratories is limited invoiced amount only. **If you have any complaint/feedback regarding the sample collection/testing/test report, please send an email at info@nityalab.com and call at +91-191-2465597, +91-9873924093**

Nitya Work for Quality

NITYA LABORATORIES

BUILDING & ROAD, MATERIAL, SOIL, ENVIRONMENTAL & CALIBRATION TESTING LAB

NITYA LABORATORIES
43, Sector-A1 Ext., Bhalla Enclave, Channi Himmat, Jammu-180 015, J&K (UT), India
+91-191-2465597
info@nityalab.com www.nityalab.com

Test Report

Issued To **M/s Indian Oil Corporation Limited**
Bongaigaon Refinery
Distt. Chirang-783 380, Assam, India

ULR No. : TC148142500008330F
Test Report Date: 26/12/2025

Analysis Report

Sr. No.	Location	Test Result dB(A), Day Time	Test Method
Indmax FCC (Night)			
16	101-PM-024A	90.2	IS 9989
17	101-PM-026A	88.7	
18	101-PM-021A	91.4	
19	101-PM-06B	92.3	
20	101-PM-040A	96.1	
21	Near 101-EFM-005A-01/02(East)	89.7	
22	Near 101-EFM-004A-01/02(Middle)	91.2	
23	Near 101-EFM-001C-01/02(West)	90.5	
24	101-PM-07A	95.5	
25	101-PM-08B	93.8	

Note: Monitoring Time: Between 6:00 A.M to 10:00 P.M (Day)
: Between 10:00 P.M to 6:00 A.M (Night)

Note: The Ambient Noise Quality Standards are given for reference

Area Code	Category of Area	Limits dB (A) Leq	
		Day Time (6AM – 10PM)	Night Time (10PM – 06AM)
A	Industrial Area	75	70
B	Commercial Area	65	55
C	Residential Area	55	45
D	Silence Zone	50	40

..... End of the Report.....

TC-14814

(AUTHORISED SIGNATORY)
(RAVINDER MITTAL)

NOTE: The laboratory accepts the responsibility for content of report. The results contained in this test report related only to the sample tested. Test report shall not be reproduced except in full, without written approval of this laboratory. This report is intended only for your guidance and not for legal purpose or for advertisement. This report shall not be reproduced except in full without the written approval of this organization. Samples will be destroyed after 30 days from the date of issue of test certificate unless otherwise specified. Any complaints about this report should be communicated in writing within 7 days of issue of this report. Total liability of Nitya Laboratories is limited invoiced amount only. **If you have any complaint/feedback regarding the sample collection/testing/test report, please send an email at info@nityalab.com and call at +91-191-2465597, +91-9873924093**

Nitya Work for Quality

NITYA LABORATORIES

BUILDING & ROAD, MATERIAL, SOIL, ENVIRONMENTAL & CALIBRATION TESTING LAB

NITYA LABORATORIES
43, Sector-A1 Ext., Bhalla Enclave, Channi Himmat, Jammu-180 015, J&K (UT), India
+91-191-2465597
info@nityalab.com www.nityalab.com

Test Report

issued To **M/s Indian Oil Corporation Limited**
Bongaigaon Refinery
Distt. Chirang-783 380, Assam, India

ULR No. : TC148142500008295F
Test Report Date: 26/12/2025

Sample Particulars

Nature of the Sample	:	**Ambient Noise**
Date of Sampling	:	23/12/2025
Purpose of Monitoring	:	To Check the Pollution Load
Method of Sampling	:	IS 9989
Instrument Used	:	Sound Level Meter
Unit	:	BS - VI

Analysis Report

Sr. No.	Location	Test Result dB(A), Day Time	Test Method
	BS - VI (Day)		IS 9989
1	BS-IV Control Room	58.9	
2	Change Room	56.3	
3	104 K-001B	82.7	
4	104 K-002A	83.4	
5	104-PM-003B	85.8	
6	104-PM-001A	91.2	
7	104-PM-002B	86.4	
8	86A-PM-0101B	85.1	
9	84A-PM-03A	80.6	
10	84A-PM-004B	82.5	
11	84A-PM-006A	90.2	
12	84A-PM-001A	81.9	

Note: Monitoring Time: Between 6:00 A.M to 10:00 P.M (Day)
: Between 10:00 P.M to 6:00 A.M (Night)

Note: The Ambient Noise Quality Standards are given for reference

Area Code	Category of Area	Limits dB (A) Leq	
		Day Time (6AM – 10PM)	Night Time (10PM – 06AM)
A	Industrial Area	75	70
B	Commercial Area	65	55
C	Residential Area	55	45
D	Silence Zone	50	40

..... End of the Report.....

TC-14814

(AUTHORISED SIGNATORY)
(RAVINDER MITTAL)

NOTE: The laboratory accepts the responsibility for content of report. The results contained in this test report related only to the sample tested. Test report shall not be reproduced except in full, without written approval of the laboratory. This report is intended only for your guidance and not for legal purpose or for advertisement. This report shall not be reproduced except in full without the written approval of this organization. Samples will be destroyed after 30 days from the date of issue of test certificate unless otherwise specified. Any complaints about this report should be communicated in writing within 7 days of issue of this report. Total liability of Nitya Laboratories is limited invoiced amount only. **If you have any complaint/feedback regarding the sample collection/testing/test report,** please **send an email at info@nityalab.com and call at +91-191-2465597, +91-9873924093**

Nitya Work for Quality

NITYA LABORATORIES

BUILDING & ROAD, MATERIAL, SOIL, ENVIRONMENTAL & CALIBRATION TESTING LAB

NITYA LABORATORIES
43, Sector-A1 Ext., Bhalla Enclave, Channi Himmat, Jammu-180 015, J&K (UT), India
+91-191-2465597
info@nityalab.com www.nityalab.com

Test Report

Issued To **M/s Indian Oil Corporation Limited**
Bongaigaon Refinery
Distt. Chirang-783 380, Assam, India

ULR No. : TC148142500008316F
Test Report Date: 27/12/2025

Sample Particulars

Nature of the Sample	:	**Ambient Noise**
Date of Sampling	:	24/12/2025
Purpose of Monitoring	:	To Check the Pollution Load
Method of Sampling	:	IS 9989
Instrument Used	:	Sound Level Meter
Unit	:	BS - VI

Analysis Report

Sr. No.	Location	Test Result dB(A), Day Time	Test Method
	BS - VI (Night)		IS 9989
1	BS-IV Control Room	59.2	
2	Change Room	52.4	
3	104 KM-001B	85.1	
4	104 KM-002A	83.9	
5	104-PM-007A	84.2	
6	104-PM-003A	84.3	
7	104-PM-001B	94.8	
8	104-PM-002A	82.6	
9	86A-PM-03A	87.9	
10	86A-PM-102B	81.4	
11	86A-PM-103B	85.2	
12	86A-KM-001A	90.4	
13	84A-PM-004A	85.2	
14	84A-PM-006A	84.5	
15	84A-PM-001A	84.3	
16	84A-PM-003B	81.5	

Note: Monitoring Time: Between 6:00 A.M to 10:00 P.M (Day)
: Between 10:00 P.M to 6:00 A.M (Night)

Note: The Ambient Noise Quality Standards are given for reference

Area Code	Category of Area	Limits dB (A) Leq	
		Day Time (6AM – 10PM)	Night Time (10PM – 06AM)
A	Industrial Area	75	70
B	Commercial Area	65	55
C	Residential Area	55	45
D	Silence Zone	50	40

..... **End of the Report**.....

(AUTHORISED SIGNATORY)
(RAVINDER MITTAL)

TC-14814

NOTE: The laboratory accepts the responsibility for content of report. The results contained in this test report related only to the sample tested. Test report shall not be reproduced except in full, without written approval of the laboratory. This report is intended only for your guidance and not for legal purpose or for advertisement. This report shall not be reproduced except in full without the written approval of this organization. Samples will be destroyed after 30 days from the date of issue of test certificate unless otherwise specified. Any complaints about this report should be communicated in writing within 7 days of issue of this report. Total liability of Nitya Laboratories is limited invoiced amount only. **If you have any complaint/feedback regarding the sample collection/testing/test report**, please send an email at **info@nityalab.com and call at +91-191-2465597, +91-9873924093**

Nitya Work for Quality

NITYA LABORATORIES

BUILDING & ROAD, MATERIAL, SOIL, ENVIRONMENTAL & CALIBRATION TESTING LAB

NITYA LABORATORIES
43, Sector-A1 Ext., Bhalla Enclave, Channi Himmat, Jammu-180 015, J&K (UT), India
+91-191-2465597
info@nityalab.com www.nityalab.com

Test Report

Issued To **M/s Indian Oil Corporation Limited**
Bongaigaon Refinery
Distt. Chirang-783 380, Assam, India

ULR No. : TC148142500008284F
Test Report Date: 19/12/2025

Sample Particulars

Nature of the Sample	:	**Ambient Noise**
Date of Sampling	:	16/12/2025
Purpose of Monitoring	:	To Check the Pollution Load
Method of Sampling	:	IS 9989
Instrument Used	:	Sound Level Meter
Unit	:	GTG

Analysis Report

Sr. No.	Location	Test Result dB(A), Day Time	Test Method
	GTG (Day)		
1	Control Room	52.3	IS 9989
2	GTG Panel Area	88.9	
3	Accessory Compartment	97.2	
4	Turbine Compartment	103.7	
5	Gen & Exciter	99.3	
6	Load Gear Compartment	106.1	
7	Near BFP # 2	90.8	
8	Near 94-PM-1464	92.0	
9	Near 94-AFM-GG-SAF-1	93.2	
10	Near 94-AFM-AAF-1	92.7	
11	Near 94-PM-36C	84.9	
12	Near 94-PM-15C	83.1	
13	Near 94-PM-3850	86.5	
14	Near 94-PM-1554A	83.2	

Note: Monitoring Time: Between 6:00 A.M to 10:00 P.M (Day)
: Between 10:00 P.M to 6:00 A.M (Night)

Note: The Ambient Noise Quality Standards are given for reference

Area Code	Category of Area	Limits dB (A) Leq	
		Day Time (6AM – 10PM)	Night Time (10PM – 06AM)
A	Industrial Area	75	70
B	Commercial Area	65	55
C	Residential Area	55	45
D	Silence Zone	50	40

End of the Report.....

TC-14814

(AUTHORISED SIGNATORY)
(RAVINDER MITTAL)

NOTE: The laboratory accepts the responsibility for content of report. The results contained in this test report related only to the sample tested. Test report shall not be reproduced except in full, without written approval of the laboratory. This report is intended only for your guidance and not for legal purpose or for advertisement. This report shall not be reproduced except in full without the written approval of this organization. Samples will be destroyed after 30 days from the date of issue of test certificate unless otherwise specified. Any complaints about this report should be communicated in writing within 7 days of issue of this report. Total liability of Nitya Laboratories is limited invoiced amount only. **If you have any complaint/feedback regarding the sample collection/testing/test report, please send an email at info@nityalab.com and call at +91-191-2465597, +91-9873924093**

Nitya Work for Quality

NITYA LABORATORIES

BUILDING & ROAD, MATERIAL, SOIL, ENVIRONMENTAL & CALIBRATION TESTING LAB

NITYA LABORATORIES
43, Sector-A1 Ext., Bhalla Enclave, Channi Himmat, Jammu-180 015, J&K (UT), India
+91-191-2465597
info@nityalab.com www.nityalab.com

Test Report

Issued To **M/s Indian Oil Corporation Limited**
Bongaigaon Refinery
Distt. Chirang-783 380, Assam, India

ULR No. : TC148142500008334F
Test Report Date: 29/12/2025

Sample Particulars

Nature of the Sample	:	**Ambient Noise**
Date of Sampling	:	26/12/2025
Purpose of Monitoring	:	To Check the Pollution Load
Method of Sampling	:	IS 9989
Instrument Used	:	Sound Level Meter
Unit	:	GTG

Analysis Report

Sr. No.	Location	Test Result dB(A), Day Time	Test Method
	GTG (Night)		
1	Control Room	51.7	IS 9989
2	GTG Panel Area	90.3	
3	Accessory Compartment	100.3	
4	Turbine Compartment	109.0	
5	Gen & Exciter	102.1	
6	Load Gear Compartment	112.0	
7	Near BFP # 2	92.5	
8	Near 94-PM-3858	88.7	
9	Near 94-PM-1441	96.8	
10	Near 94-AFM-GG-SAF-1	96.5	
11	Near 94-AFM-AAF-1	94.2	
12	Near 94-PM-1554A (N/R)	87.9	

Note: Monitoring Time: Between 6:00 A.M to 10:00 P.M (Day)
: Between 10:00 P.M to 6:00 A.M (Night)

Note: The Ambient Noise Quality Standards are given for reference

Area Code	Category of Area	Limits dB (A) Leq	
		Day Time (6AM – 10PM)	Night Time (10PM – 06AM)
A	Industrial Area	75	70
B	Commercial Area	65	55
C	Residential Area	55	45
D	Silence Zone	50	40

TC-14814

End of the Report.....

NITYA LABORATORIES (AUTHORISED SIGNATORY)

(AUTHORISED SIGNATORY)
(RAVINDER MITTAL)

NOTE: The laboratory accepts the responsibility for content of report. The results contained in this test report related only to the sample tested. Test report shall not be reproduced except in full, without written approval of the laboratory. This report is intended only for your guidance and not for legal purpose or for advertisement. This report shall not be reproduced except in full without the written approval of this organization. Samples will be destroyed after 30 days from the date of issue of test certificate unless otherwise specified. Any complaints about this report should be communicated in writing within 7 days of issue of this report. Total liability of Nitya Laboratories is limited invoiced amount only. **If you have any complaint/feedback regarding the sample collection/testing/test report,** please send an email at **info@nityalab.com and call at +91-191-2465597, +91-9873924093**

Nitya Work for Quality

NITYA LABORATORIES

BUILDING & ROAD, MATERIAL, SOIL, ENVIRONMENTAL & CALIBRATION TESTING LAB

NITYA LABORATORIES
43, Sector-A1 Ext., Bhalla Enclave, Channi Himmat, Jammu-180 015, J&K (UT), India
+91-191-2465597
info@nityalab.com www.nityalab.com

Test Report

Issued To **M/s Indian Oil Corporation Limited**
Bongaigaon Refinery
Distt. Chirang-783 380, Assam, India

ULR No. : TC148142500008275F
Test Report Date: 08/12/2025

Sample Particulars

Nature of the Sample	:	**Ambient Noise**
Date of Sampling	:	04/12/2025
Purpose of Monitoring	:	To Check the Pollution Load
Method of Sampling	:	IS 9989
Instrument Used	:	Sound Level Meter
Unit	:	OM & S

Analysis Report

Sr. No.	Location	Test Result dB(A), Day Time	Test Method
	OMS (Day)		
1	Control Room	53.1	IS 9989
2	Pump House #3 (E)	83.9	
3	Pump House #3 (W)	87.4	
4	Pump House #3 Staff Room (WLG)	54.8	
5	PET. Pump House (S) (P-102B)	88.3	
6	PET. Pump House (N) (P-001C)	85.7	
7	PET. Pump House Operators Room	53.5	
8	New TTL Pump House	88.4	

Note: Monitoring Time: Between 6:00 A.M to 10:00 P.M (Day)
: Between 10:00 P.M to 6:00 A.M (Night)

Note: The Ambient Noise Quality Standards are given for reference

Area Code	Category of Area	Limits dB (A) Leq	
		Day Time (6AM – 10PM)	Night Time (10PM – 06AM)
A	Industrial Area	75	70
B	Commercial Area	65	55
C	Residential Area	55	45
D	Silence Zone	50	40

..... End of the Report.....

TC-14814

(AUTHORISED SIGNATORY)
(RAVINDER MITTAL)

NOTE: The laboratory accepts the responsibility for content of report. The results contained in this test report related only to the sample tested. Test report shall not be reproduced except in full, without written approval of the laboratory. This report is intended only for your guidance and not for legal purpose or for advertisement. This report shall not be reproduced except in full without the written approval of this organization. Samples will be destroyed after 30 days from the date of issue of test certificate unless otherwise specified. Any complaints about this report should be communicated in writing within 7 days of issue of this report. Total liability of Nitya Laboratories is limited invoiced amount only. **If you have any complaint/feedback regarding the sample collection/testing/test report, please send an email at info@nityalab.com and call at +91-191-2465597, +91-9873924093**

Nitya Work for Quality

NITYA LABORATORIES

BUILDING & ROAD, MATERIAL, SOIL, ENVIRONMENTAL & CALIBRATION TESTING LAB

NITYA LABORATORIES
43, Sector-A1 Ext., Bhalla Enclave, Channi Himmat, Jammu-180 015, J&K (UT), India
+91-191-2465597
info@nityalab.com www.nityalab.com

Test Report

issued To **M/s Indian Oil Corporation Limited**
Bongaigaon Refinery
Distt. Chirang-783 380, Assam, India

ULR No. : TC148142500008339F
Test Report Date: 26/12/2025

Sample Particulars

Nature of the Sample	:	**Ambient Noise**
Date of Sampling	:	24/12/2025
Purpose of Monitoring	:	To Check the Pollution Load
Method of Sampling	:	IS 9989
Instrument Used	:	Sound Level Meter
Unit	:	Quality Control Laboratory

Analysis Report

Sr. No.	Location	Test Result dB(A), Day Time	Test Method
	Quality Control Laboratory (Day)		IS 9989
1	Analyst Sitting Room (04)	50.5	
2	Black Oil Room	66.8	
3	Ron Engine Room	67.3	
4	Laboratory Hall	62.1	
5	Instrument Room No.1	59.4	
6	Instrument Room No.2	57.8	
7	Shift In-Charge Room (02)	51.2	
	First Floor		
8	Analyst Sitting Room (11)	51.3	
9	Microbial Laboratory Room	55.1	
10	Density Room	63.9	
11	Laboratory Hall Middle	55.7	
12	Instrument Room No.1	56.2	
13	Instrument Room No.2	55.6	

Note: Monitoring Time: Between 6:00 A.M to 10:00 P.M (Day)
: Between 10:00 P.M to 6:00 A.M (Night)

Note: The Ambient Noise Quality Standards are given for reference

Area Code	Category of Area	Limits dB (A) Leq	
		Day Time (6AM – 10PM)	Night Time (10PM – 06AM)
A	Industrial Area	75	70
B	Commercial Area	65	55
C	Residential Area	55	45
D	Silence Zone	50	40

End of the Report.....

TC-14814

(AUTHORISED SIGNATORY)
(RAVINDER MITTAL)

NOTE: The laboratory accepts the responsibility for content of report. The results contained in this test report related only to the sample tested. Test report shall not be reproduced except in full, without written approval of the laboratory. This report is intended only for your guidance and not for legal purpose or for advertisement. This report shall not be reproduced except in full without the written approval of this organization. Samples will be destroyed after 30 days from the date of issue of test unless otherwise specified. Any complaints about this report should be communicated in writing within 7 days of issue of this report. Total liability of Nitya Laboratories is limited invoiced amount only. **If you have any complaint/feedback regarding the sample collection/testing/test report, please send an email at info@nityalab.com and call at +91-191-2465597, +91-9873924093**

Nitya Work for Quality

NITYA LABORATORIES

BUILDING & ROAD, MATERIAL, SOIL, ENVIRONMENTAL & CALIBRATION TESTING LAB

NITYA LABORATORIES
43, Sector-A1 Ext., Bhalla Enclave, Channi Himmat, Jammu-180 015, J&K (UT), India
+91-191-2465597
info@nityalab.com www.nityalab.com

Test Report

Issued To **M/s Indian Oil Corporation Limited**
Bongaigaon Refinery
Distt. Chirang-783 380, Assam, India

ULR No. : TC148142500008268F
Test Report Date: 09/12/2025

Sample Particulars

Nature of the Sample	:	**Ambient Noise**
Date of Sampling	:	06/12/2025
Purpose of Monitoring	:	To Check the Pollution Load
Method of Sampling	:	IS 9989
Instrument Used	:	Sound Level Meter
Unit	:	LPG

Analysis Report

Sr. No.	Location	Test Result dB(A), Day Time	Test Method
	LPG (Day)		IS 9989
1	Control Room	54.7	
2	Operator Cabin	56.9	
3	Loading Area (Bay- 2)	81.4	
4	Near 103-PM-001A/B	82.1	
5	Near 103-PM-003C	81.5	

Note: Monitoring Time: Between 6:00 A.M to 10:00 P.M (Day)
: Between 10:00 P.M to 6:00 A.M (Night)

Note: The Ambient Noise Quality Standards are given for reference

Area Code	Category of Area	Limits dB (A) Leq	
		Day Time (6AM – 10PM)	Night Time (10PM – 06AM)
A	Industrial Area	75	70
B	Commercial Area	65	55
C	Residential Area	55	45
D	Silence Zone	50	40

..... End of the Report.....

TC-14814

(AUTHORISED SIGNATORY)
(RAVINDER MITTAL)

NOTE: The laboratory accepts the responsibility for content of report. The results contained in this test report related only to the sample tested. Test report shall not be reproduced except in full, without written approval of the laboratory. This report is intended only for your guidance and not for legal purpose or for advertisement. This report shall not be reproduced except in full without the written approval of this organization. Samples will be destroyed after 30 days from the date of issue of test certificate unless otherwise specified. Any complaints about this report should be communicated in writing within 7 days of issue of this report. Total liability of Nitya Laboratories is limited invoiced amount only. **If you have any complaint/feedback regarding the sample collection/testing/test report, please send an email at info@nityalab.com and call at +91-191-2465507, +91-9873924093**

Nitya Work for Quality

NITYA LABORATORIES

BUILDING & ROAD, MATERIAL, SOIL, ENVIRONMENTAL & CALIBRATION TESTING LAB

NITYA LABORATORIES
43, Sector-A1 Ext., Bhalla Enclave, Channi Himmat, Jammu-180 015, J&K (UT), India
+91-191-2465597
info@nityalab.com www.nityalab.com

Test Report

Issued To **M/s Indian Oil Corporation Limited**
Bongaigaon Refinery
Distt. Chirang-783 380, Assam, India

ULR No. : TC148142500008342F
Test Report Date: 30/12/2025

Sample Particulars

Nature of the Sample	:	**Ambient Noise**
Date of Sampling	:	27/12/2025
Purpose of Monitoring	:	To Check the Pollution Load
Method of Sampling	:	IS 9989
Instrument Used	:	Sound Level Meter
Unit	:	Pump House # 1

Analysis Report

Sr. No.	Location	Test Result dB(A), Day Time	Test Method
Pump House # 1 (Day)			IS 9989
1	Change Room	61.4	
2	Old Pump House #1 (Near 11-PM-001A)	56.5	
3	New Pump House #1 (Near 11-P-001E)	100.3	

Note: Monitoring Time: Between 6:00 A.M to 10:00 P.M (Day)
: Between 10:00 P.M to 6:00 A.M (Night)

Note: The Ambient Noise Quality Standards are given for reference

Area Code	Category of Area	Limits dB (A) Leq	
		Day Time (6AM – 10PM)	Night Time (10PM – 06AM)
A	Industrial Area	75	70
B	Commercial Area	65	55
C	Residential Area	55	45
D	Silence Zone	50	40

..... End of the Report.....

TC-14814

(AUTHORISED SIGNATORY)
(RAVINDER MITTAL)

NOTE: The laboratory accepts the responsibility for content of report. The results contained in this test report related only to the sample tested. Test report shall not be reproduced except in full, without written approval of the laboratory. This report is intended only for your guidance and not for legal purpose or for advertisement. This report shall not be reproduced except in full without the written approval of this organization. Samples will be destroyed after 30 days from the date of issue of test certificate unless otherwise specified. Any complaints about this report should be communicated in writing within 7 days of issue of this report. Total liability of Nitya Laboratories is limited invoiced amount only. **If you have any complaint/feedback regarding the sample collection/testing/test report, please send an email at info@nityalab.com and call at +91-191-2465597, +91-9873924093**

Nitya Work for Quality

NITYA LABORATORIES

BUILDING & ROAD, MATERIAL, SOIL, ENVIRONMENTAL & CALIBRATION TESTING LAB

NITYA LABORATORIES
43, Sector-A1 Ext., Bhalla Enclave, Channi Himmat, Jammu-180 015, J&K (UT), India
+91-191-2465597
info@nityalab.com www.nityalab.com

Test Report

Issued To **M/s Indian Oil Corporation Limited**
Bongaigaon Refinery
Distt. Chirang-783 380, Assam, India

ULR No. : TC148142500008345F
Test Report Date: 31/12/2025

Sample Particulars

Nature of the Sample	:	**Ambient Noise**
Date of Sampling	:	27/12/2025
Purpose of Monitoring	:	To Check the Pollution Load
Method of Sampling	:	IS 9989
Instrument Used	:	Sound Level Meter
Unit	:	WWTP & TTP

Analysis Report

Sr. No.	Location	Test Result dB(A), Day Time	Test Method
	WWTP & TTP (Day)		IS 9989
1	WWTP Control Room	53.9	
2	Rep Bio Sludge PH (WWTP)	81.6	
3	Integrating Pump House CRU	80.2	
4	TTP Control Room	52.8	
	New Fire Water Pump House		
5	Near Diesel Pump(P-06)	88.3	
6	55-PM-OO5 A (Lube Oil)	85.7	
7	Near 26- PV- 544 Control Valve	87.2	

Note: Monitoring Time: Between 6:00 A.M to 10:00 P.M (Day)
: Between 10:00 P.M to 6:00 A.M (Night)

Note: The Ambient Noise Quality Standards are given for reference

Area Code	Category of Area	Limits dB (A) Leq	
		Day Time (6AM – 10PM)	Night Time (10PM – 06AM)
A	Industrial Area	75	70
B	Commercial Area	65	55
C	Residential Area	55	45
D	Silence Zone	50	40

..... End of the Report.....

TC-14814

(AUTHORISED SIGNATORY)
(RAVINDER MITTAL)

NOTE: The laboratory accepts the responsibility for content of report. The results contained in this test report related only to the sample tested. Test report shall not be reproduced except in full, without written approval of the laboratory. This report is intended only for your guidance and not for legal purpose or for advertisement. This report shall not be reproduced except in full without the written approval of this organization. Samples will be destroyed after 30 days from the date of issue of test certificate unless otherwise specified. Any complaints about this report should be communicated in writing within 7 days of issue of this report. Total liability of Nitya Laboratories is limited invoiced amount only. **If you have any complaint/feedback regarding the sample collection/testing/test report, please send an email at info@nityalab.com and call at +91-191-2465597, +91-9873924093**

Nitya Work for Quality

NITYA LABORATORIES

BUILDING & ROAD, MATERIAL, SOIL, ENVIRONMENTAL & CALIBRATION TESTING LAB

NITYA LABORATORIES
43, Sector-A1 Ext., Bhalla Enclave, Channi Himmat, Jammu-180 015, J&K (UT), India
+91-191-2465597
info@nityalab.com www.nityalab.com

Test Report

Issued To **M/s Indian Oil Corporation Limited**
Bongaigaon Refinery
Distt. Chirang-783 380, Assam, India

ULR No. : TC148142500008327F
Test Report Date: 27/12/2025

Sample Particulars

Nature of the Sample	:	**Ambient Noise**
Date of Sampling	:	24/12/2025
Purpose of Monitoring	:	To Check the Pollution Load
Method of Sampling	:	IS 9989
Instrument Used	:	Sound Level Meter
Unit	:	Inside Plant Boundary (CISF Towers & Tube Well Area)

Analysis Report

Sr. No.	Location	Test Result dB(A), Day Time	Test Method
Inside Plant Boundary (CISF Towers & Tube Well Area) (Day)			IS 9989
1	Near CISF Tower No. 9	54.3	
2	Near CISF Tower No. 19	52.4	
3	Near CISF Tower No. 18	53.6	
4	Near Tube Well # 4	53.2	
5	Near CISF Tower No. 11 (Gate-05)	54.1	
6	Near Tube Well # 16	53.2	
7	Near CISF Tower No. 16	53.1	
8	Near CISF Tower No.15	53.8	
9	Near Tube Well # 14	52.6	
10	Near CISF Tower No. 13	53.4	
11	Near CISF Tower No. 12	52.9	
12	Near CISF Tower No. 10	54.6	
13	Near CISF Tower No.08	52.7	
14	Near CISF Tower No. 7	52.0	

Note: Monitoring Time: Between 6:00 A.M to 10:00 P.M (Day)
: Between 10:00 P.M to 6:00 A.M (Night)

Note: The Ambient Noise Quality Standards are given for reference

Area Code	Category of Area	Limits dB (A) Leq	
		Day Time (6AM – 10PM)	Night Time (10PM – 06AM)
A	Industrial Area	75	70
B	Commercial Area	65	55
C	Residential Area	55	45
D	Silence Zone	50	40

TC-14814

..... End of the Report.....

(AUTHORISED SIGNATORY)
(RAVINDER MITTAL)

NOTE: The laboratory accepts the responsibility for content of report. The results contained in this test report related only to the sample tested. Test report shall not be reproduced except in full, without written approval of the laboratory. Test report is intended only for your guidance and not for legal purpose or for advertisement. This report shall not be reproduced except in full without the written approval of this organization. Samples will be destroyed after 30 days from the date of issue of test certificate unless otherwise specified. Any complaints about this report should be communicated in writing within 7 days of issue of this report. Total liability of Nitya Laboratories is limited invoiced amount only. **If you have any complaint/feedback regarding the sample collection/testing/test report, please send an email at info@nityalab.com and call at +91-191-2465597, +91-9873924093**

Nitya Work for Quality

NITYA LABORATORIES

BUILDING & ROAD, MATERIAL, SOIL, ENVIRONMENTAL & CALIBRATION TESTING LAB

NITYA LABORATORIES
43, Sector-A1 Ext., Bhalla Enclave, Channi Himmat, Jammu-180 015, J&K (UT), India
+91-191-2465597
info@nityalab.com www.nityalab.com

Test Report

Issued To **M/s Indian Oil Corporation Limited**
Bongaigaon Refinery
Distt. Chirang-783 380, Assam, India

ULR No. : TC148142500008327F
Test Report Date: 27/12/2025

Analysis Report

Sr. No.	Location	Test Result dB(A), Day Time	Test Method
Inside Plant Boundary (CISF Towers & Tube Well Area) (Day)			IS 9989
15	Near CISF Tower No. 6	53.7	
16	Near Tube Well # 17	53.3	
17	Near CISF Tower No. 17	52.8	
18	Near Tube Well # 13	52.5	
19	Near CISF Tower No. 20	53.7	

Note: Monitoring Time: Between 6:00 A.M to 10:00 P.M (Day)
: Between 10:00 P.M to 6:00 A.M (Night)

Note: The Ambient Noise Quality Standards are given for reference

Area Code	Category of Area	Limits dB (A) Leq	
		Day Time (6AM – 10PM)	Night Time (10PM – 06AM)
A	Industrial Area	75	70
B	Commercial Area	65	55
C	Residential Area	55	45
D	Silence Zone	50	40

..... End of the Report.....

TC-14814

(AUTHORISED SIGNATORY)
(RAVINDER MITTAL)

NOTE: The laboratory accepts the responsibility for content of report. The results contained in this test report related only to the sample tested. Test report shall not be reproduced except in full, without written approval of the laboratory. This report is intended only for your guidance and not for legal purpose or for advertisement. This report shall not be reproduced except in full without the written approval of this organization. Samples will be destroyed after 30 days from the date of issue of test certificate unless otherwise specified. Any complaints about this report should be communicated in writing within 7 days of issue of this report. Total liability of Nitya Laboratories is limited invoiced amount only. **If you have any complaint/feedback regarding the sample collection/testing/test report,** please **send an email at info@nityalab.com and call at +91-191-2465597, +91-9873924093**

Nitya Work for Quality

NITYA LABORATORIES

BUILDING & ROAD, MATERIAL, SOIL, ENVIRONMENTAL & CALIBRATION TESTING LAB

NITYA LABORATORIES
43, Sector-A1 Ext., Bhalla Enclave, Channi Himmat, Jammu-180 015, J&K (UT), India
+91-191-2465597
info@nityalab.com www.nityalab.com

Test Report

Issued To **M/s Indian Oil Corporation Limited**
Bongaigaon Refinery
Distt. Chirang-783 380, Assam, India

ULR No. : TC148142500008369F
Test Report Date: 02/01/2026

Sample Particulars

Nature of the Sample	:	**Ambient Noise**
Date of Sampling	:	31/12/2025
Purpose of Monitoring	:	To Check the Pollution Load
Method of Sampling	:	IS 9989
Instrument Used	:	Sound Level Meter
Place of Monitoring	:	Residential Area

Analysis Report

Sr. No.	Location	Test Result dB(A) Day Time	Test Result dB(A) Night Time
Permissible Limit in *dB(A) Leq for Industrial Area		**75 dB(A)**	70 dB(A)
1	Manjeera House	54.1	48.3
2	Near Deoshree G/H	55.3	46.8
3	Near BGR, Hospital	53.6	44.2
4	Near D.P.School, BGR	55.2	42.7
5	BGR, Township Manas (G/H)	53.2	43.9
6	Manasa Mandhir	53.5	45.3

Remark:
*dB (A) Leq denotes the time weighted average of the level of sound in decibel on scale 'A' which is relatable to human hearing.
CPCB = *Central Pollution Control Board*

Note: The Ambient Noise Quality Standards are given for reference

Area Code	Category of Area	Limits dB (A) Leq	
		Day Time (6AM – 10PM)	Night Time (10PM – 06AM)
A	Industrial Area	75	70
B	Commercial Area	65	55
C	Residential Area	55	45
D	Silence Zone	50	40

TC-14814

(AUTHORISED SIGNATORY)
(RAVINDER MITTAL)

NOTE: The laboratory accepts the responsibility for content of report. The results contained in this test report related only to the sample tested. Test report shall not be reproduced except in full, without written approval of the laboratory. This report is intended only for your guidance and not for legal purpose or for advertisement. This report shall not be reproduced except in full without the written approval of this organization. Samples will be destroyed after 30 days from the date of issue of test certificate unless otherwise specified. Any complaints about this report should be communicated in writing within 7 days of issue of this report. Total liability of Nitya Laboratories is limited invoiced amount only. **If you have any complaint/feedback regarding the sample collection/testing/test report, please send an email at info@nityalab.com and call at +91-191-2465597, +91-9873924093**

Nitya Work for Quality

NITYA LABORATORIES

BUILDING & ROAD, MATERIAL, SOIL, ENVIRONMENTAL & CALIBRATION TESTING LAB

NITYA LABORATORIES
43, Sector-A1 Ext., Bhalla Enclave, Channi Himmat, Jammu-180 015, J&K (UT), India
+91-191-2465597
info@nityalab.com www.nityalab.com

Test Report

Issued To **M/s Indian Oil Corporation Limited**
Bongaigaon Refinery
Distt. Chirang-783 380, Assam, India

ULR No. : TC148142500008370F
Test Report Date: 02/01/2026

Sample Particulars

Nature of the Sample	:	**Ambient Noise**
Date of Sampling	:	31/12/2025
Purpose of Monitoring	:	To Check the Pollution Load
Method of Sampling	:	IS 9989
Instrument Used	:	Sound Level Meter
Place of Monitoring	:	Industrial Area

Analysis Report

Sr. No.	Location	Test Result dB(A) Day Time	Test Result dB(A) Night Time
Permissible Limit in *dB(A) Leq for Industrial Area		**75 dB(A)**	70 dB(A)
1	BGR, Township Gate # 2	62.9	60.1
2	Gate # 1 (Main Gate): S	63.5	56.9
3	Gate # 2 (IOC Marketing): S/W	64.7	61.5
4	Gate # 3 (Near LPG Gate): W	63.4	60.8
5	Gate # 4 (PSF Gate): S/E	61.8	60.3
6	Gate # 5 (Indmax Gate): S/E	62.3	59.7

Remark:
*dB (A) Leq denotes the time weighted average of the level of sound in decibel on scale 'A' which is relatable to human hearing.
CPCB = *Central Pollution Control Board*

Note: The Ambient Noise Quality Standards are given for reference

Area Code	Category of Area	Limits dB (A) Leq	
		Day Time (6AM – 10PM)	Night Time (10PM – 06AM)
A	Industrial Area	75	70
B	Commercial Area	65	55
C	Residential Area	55	45
D	Silence Zone	50	40

..... **End of the Report**.....

TC-14814

(AUTHORISED SIGNATORY)
(RAVINDER MITTAL)

NOTE: The laboratory accepts the responsibility for content of report. The results contained in this test report related only to the sample tested. Test report shall not be reproduced except in full, without written approval of the laboratory. This report is intended only for your guidance and not for legal purpose or for advertisement. This report shall not be reproduced except in full without the written approval of this organization. Samples will be destroyed after 30 days from the date of issue of test certificate unless otherwise specified. Any complaints about this report should be communicated in writing within 7 days of issue of this report. Total liability of Nitya Laboratories is limited invoiced amount only. **If you have any complaint/feedback regarding the sample collection/testing/test report, please send an email at info@nityalab.com and call at +91-191-2465597, +91-9873924093**

Nitya Work for Quality

NITYA LABORATORIES

BUILDING & ROAD, MATERIAL, SOIL, ENVIRONMENTAL & CALIBRATION TESTING LAB

NITYA LABORATORIES
43, Sector-A1 Ext., Bhalla Enclave, Channi Himmat, Jammu-180 015, J&K (UT), India
+91-191-2465597
info@nityalab.com www.nityalab.com

Test Report

Issued To **M/s Indian Oil Corporation Limited**
Bongaigaon Refinery
Distt. Chirang-783 380, Assam, India

ULR No. : TC148142600000934F
Test Report Date: 09/03/2026

Sample Particulars

Nature of the Sample	:	**Ambient Noise**
Date of Sampling	:	05/03/2026
Purpose of Monitoring	:	To Check the Pollution Load
Method of Sampling	:	IS 9989
Instrument Used	:	Sound Level Meter
Unit	:	DHDT (Day)

Analysis Report

Sr. No.	Location	Test Result dB(A), Day Time	Test Method
DHDT **(Day)**			IS 9989
1	DHDT Control Room	57.9	
2	Tank Farm Pump House	85.1	
3	Near-81-P-026B	88.2	
4	Near-81-P-025A	94.4	
5	Near-81-P-023B	93.7	
6	Near-81-P-001A	92.8	
7	Compressor House (Near K-002B)	92.6	
8	Compressor House (Near K-002B Below)	91.8	
9	Near 81-P-02B	90.7	
10	81-F-001 Below Furnace	86.3	
11	Near 81-FDM-001B	85.2	
12	81-P-004B	93.0	

Note: Monitoring Time: Between 6:00 A.M to 10:00 P.M (Day)
: Between 10:00 P.M to 6:00 A.M (Night)

Note: The Ambient Noise Quality Standards are given for reference

Area Code	Category of Area	Limits dB (A) Leq	
		Day Time (6AM – 10PM)	Night Time (10PM – 06AM)
A	Industrial Area	75	70
B	Commercial Area	65	55
C	Residential Area	55	45
D	Silence Zone	50	40

..... **End of the Report** .....

NITYA LABORATORIES Authorised

(AUTHORISED SIGNATORY)

(RAVINDER MITTAL)

TC-14814

NOTE: The laboratory accepts the responsibility for content of report. The results contained in this test report related only to the sample tested. Test report shall not be reproduced except in full, without written approval of the laboratory. This report is intended only for your guidance and not for legal purpose or for advertisement. This report shall not be reproduced except in full without the written approval of this organization. Samples will be destroyed after 30 days from the date of issue of test certificate unless otherwise specified. Any complaints about this report should be communicated in writing within 7 days of issue of the report. Total liability of Nitya Laboratories is limited invoiced amount only. **If you have any complaint/feedback regarding the sample collection/testing/test report, please send an email at info@nityalab.com and call at +91-191-2465597, +91-9873924093**

Nitya
Work for Quality
NITYA LABORATORIES
BUILDING & ROAD, MATERIAL, SOIL, ENVIRONMENTAL & CALIBRATION TESTING LAB

NITYA LABORATORIES
43, Sector-A1 Ext., Bhalla Enclave, Channi Himmat, Jammu-180 015, J&K (UT), India
+91-191-2465597
info@nityalab.com www.nityalab.com

Test Report

Issued To **M/s Indian Oil Corporation Limited**
Bongaigaon Refinery
Distt. Chirang-783 380, Assam, India

ULR No. : TC148142600000934F
Test Report Date: 09/03/2026

Analysis Report

Sr. No.	Location	Test Result dB(A), Day Time	Test Method
DHDT **(Day)**			IS 9989
13	Near-81-P-06A	86.7	
14	Near-81-P-007A	86.4	
15	Near 81-EFM-001A/B/C/D	97.2	
16	Near 81-EFM-003A	89.4	
17	Near 81-FV-3303	88.5	

Note: Monitoring Time: Between 6:00 A.M to 10:00 P.M (Day)
: Between 10:00 P.M to 6:00 A.M (Night)

Note: The Ambient Noise Quality Standards are given for reference

Area Code	Category of Area	Limits dB (A) Leq	
		Day Time (6AM – 10PM)	Night Time (10PM – 06AM)
A	Industrial Area	75	70
B	Commercial Area	65	55
C	Residential Area	55	45
D	Silence Zone	50	40

..... End of the Report .....

TC-14814

Authorised

(AUTHORISED SIGNATORY)
(RAVINDER MITTAL)

NOTE: The laboratory accepts the responsibility for content of report. The results contained in this test report related only to the sample tested. Test report shall not be reproduce t except in full, without written approval of the laboratory. This report is intended only for your guidance and not for legal purpose or for advertisement. This report shall not be repruduced except in full without the written approval of this organization. Samples will be destroyed afte: 30 days from the date of issue of test certificate unless otherwise specified. Any complaints about this report should be communicated in writing within 7 days of issue of this report. Total liability of Nitya Laboratories is limited invoiced amount only. **If you have any complaint/feedback regarding the sample collection/testing/test report, please send an email at info@nityalab.com and call at +91-191-2465597, +91-9873924093**

Nitya Work for Quality
NITYA LABORATORIES
BUILDING & ROAD, MATERIAL, SOIL, ENVIRONMENTAL & CALIBRATION TESTING LAB

NITYA LABORATORIES
43, Sector-A1 Ext., Bhalla Enclave, Channi Himmat, Jammu-180 015, J&K (UT), India
+91-191-2465597
info@nityalab.com www.nityalab.com

Test Report

Issued To **M/s Indian Oil Corporation Limited**
Bongaigaon Refinery
Distt. Chirang-783 380, Assam, India

ULR No. : TC148142600001092F
Test Report Date: 21/03/2026

Sample Particulars

Nature of the Sample	:	**Ambient Noise**
Date of Sampling	:	17/03/2026
Purpose of Monitoring	:	To Check the Pollution Load
Method of Sampling	:	IS 9989
Instrument Used	:	Sound Level Meter
Unit	:	DHDT (Night)

Analysis Report

Sr. No.	Location	Test Result dB(A), Day Time	Test Method
	DHDT (Night)		IS 9989
1	DHDT Control Room	57.2	
2	Tank Farm Pump House	86.2	
3	Near-81-P-026B	88.1	
4	Near-81-P-025A	94.2	
5	Near-81-P-023B	96.5	
6	Near-81-P-001C	94.5	
7	Compressor House (K-002A)	93.9	
8	Near 81-P-02B	92.5	
9	81-F-001 Below Furnace	87.9	
10	Near 81-FDM-001B	88.7	
11	81-P-004B	91.8	
12	Near-81-P-06A	87.4	
13	Near-81-P-001B	92.6	

Note: Monitoring Time: Between 6:00 A.M to 10:00 P.M (Day)
: Between 10:00 P.M to 6:00 A.M (Night)

Note: The Ambient Noise Quality Standards are given for reference

Area Code	Category of Area	Limits dB (A) Leq	
		Day Time (6AM – 10PM)	Night Time (10PM – 06AM)
A	Industrial Area	75	70
B	Commercial Area	65	55
C	Residential Area	55	45
D	Silence Zone	50	40

..... End of the Report .....

TC-14814

NITYA LABORATORIES Authorised

(AUTHORISED SIGNATORY)
(RAVINDER MITTAL)

NOTE: The laboratory accepts the responsibility for content of report. The results contained in this test report related only to the sample tested. Test report shall not be reproduced except in full, without written approval of the laboratory. This report is intended only for your guidance and not for legal purpose or for advertisement. This report shall not be reproduced except in full without the written approval of this organization. Samples will be destroyed after 30 days from the date of issue of test certificate unless otherwise specified. Any complaints about this report should be communicated in writing within 7 days of issue of this report. Total liability of Nitya Laboratories is limited invoiced amount only. **If you have any complaint/feedback regarding the sample collection/testing/test report, please send an email at info@nityalab.com and call at +91-191-2465597, +91-9873924093**

Nitya Work for Quality
NITYA LABORATORIES
BUILDING & ROAD, MATERIAL, SOIL, ENVIRONMENTAL & CALIBRATION TESTING LAB

NITYA LABORATORIES
43, Sector-A1 Ext., Bhalla Enclave, Channi Himmat, Jammu-180 015, J&K (UT), India
+91-191-2465597
info@nityalab.com www.nityalab.com

Test Report

Issued To **M/s Indian Oil Corporation Limited**
Bongaigaon Refinery
Distt. Chirang-783 380, Assam, India

ULR No. : TC148142600001058F
Test Report Date: 20/03/2026

Sample Particulars

Nature of the Sample	:	**Ambient Noise**
Date of Sampling	:	16/03/2026
Purpose of Monitoring	:	To Check the Pollution Load
Method of Sampling	:	IS 9989
Instrument Used	:	Sound Level Meter
Unit	:	**GTG (Day)**

Analysis Report

Sr. No.	Location	Test Result dB(A), Day Time	Test Method
	GTG (Day)		IS 9989
1	Control Room	54.7	
2	GTG Panel Area	89.7	
3	Accessory Compartment	97.9	
4	Turbine Compartment	101.3	
5	Gen & Exciter	99.8	
6	Load Gear Compartment	102.8	
7	Near BFP # 3	92.1	
8	Near 94-PM-1437	96.3	
9	Near 94-AFM-AAF-1	97.6	
10	Near 94-PM-1554B	89.4	
11	Near 94-PM-3850	83.2	
12	94-PM-14C	88.6	
13	94-PM-35C	88.2	

Note: Monitoring Time: Between 6:00 A.M to 10:00 P.M (Day)
: Between 10:00 P.M to 6:00 A.M (Night)

Note: The Ambient Noise Quality Standards are given for reference

Area Code	Category of Area	Limits dB (A) Leq	
		Day Time (6AM – 10PM)	Night Time (10PM – 06AM)
A	Industrial Area	75	70
B	Commercial Area	65	55
C	Residential Area	55	45
D	Silence Zone	50	40

..... End of the Report.....

NITYA LABORATORIES Authorised

(AUTHORISED SIGNATORY)
(RAVINDER MITTAL)

TC-14814

NOTE: The laboratory accepts the responsibility for content of report. The results contained in this test report related only to the sample tested. Test report shall not be reproduced except in full, without written approval of the laboratory. This report is intended only for your guidance and not for legal purpose or for advertisement. This report shall not be reproduced except in full without the written approval of this organization. Samples will be destroyed afte: 30 days from the date of issue of test certificate unless otherwise specified. Any complaints about this report should be communicated in writing within 7 days of issue of this report. Total liability of Nitya Laboratories is limited invoiced amount only. **If you have any complaint/feedback regarding the sample collection/testing/test report, please send an email at info@nityalab.com and call at +91-191-2465597, +91-9873924093**

Nitya Work for Quality
NITYA LABORATORIES
BUILDING & ROAD, MATERIAL, SOIL, ENVIRONMENTAL & CALIBRATION TESTING LAB

NITYA LABORATORIES
43, Sector-A1 Ext., Bhalla Enclave, Channi Himmat, Jammu-180 015, J&K (UT), India
+91-191-2465597
info@nityalab.com www.nityalab.com

Test Report

Issued To **M/s Indian Oil Corporation Limited**
Bongaigaon Refinery
Distt. Chirang-783 380, Assam, India

ULR No. : TC148142600001059F
Test Report Date: 20/03/2026

Sample Particulars

Nature of the Sample	:	**Ambient Noise**
Date of Sampling	:	16/03/2026
Purpose of Monitoring	:	To Check the Pollution Load
Method of Sampling	:	IS 9989
Instrument Used	:	Sound Level Meter
Unit	:	GTG (Night)

Analysis Report

Sr. No.	Location	Test Result dB(A), Day Time	Test Method
	GTG (Night)		IS 9989
1	Control Room	53.5	
2	GTG Panel Area	90.8	
3	Accessory Compartment	98.4	
4	Turbine Compartment	106.9	
5	Gen & Exciter	101.6	
6	Load Gear Compartment	108.2	
7	Near BFP # 3	91.7	
8	Near 94-PM-1437	98.1	
9	Near 94-AFM-GG-SAF-2	94.4	
10	Near 94-AFM-AAF-1	97.3	
11	Near 94-PM-1554B	89.3	

Note: Monitoring Time: Between 6:00 A.M to 10:00 P.M (Day)
: Between 10:00 P.M to 6:00 A.M (Night)

Note: The Ambient Noise Quality Standards are given for reference

Area Code	Category of Area	Limits dB (A) Leq	
		Day Time (6AM – 10PM)	Night Time (10PM – 06AM)
A	Industrial Area	75	70
B	Commercial Area	65	55
C	Residential Area	55	45
D	Silence Zone	50	40

..... End of the Report.....

TC-14814

(AUTHORISED SIGNATORY)
(RAVINDER MITTAL)

NOTE: The laboratory accepts the responsibility for content of report. The results contained in this test report related only to the sample tested. Test report shall not be reproduced except in full, without written approval of the laboratory. This report is intended only for your guidance and not for legal purpose or for advertisement. This report shall not be reproduced except in full without the written approval of this organization. Samples will be destroyed after 30 days from the date of issue of test certificate unless otherwise specified. Any complaints about this report should be communicated in writing within 7 days of issue of this report. Total liability of Nitya Laboratories is limited invoiced amount only. **If you have any complaint/feedback regarding the sample collection/testing/test report, please send an email at info@nityalab.com and call at +91-191-2465597, +91-9873924093**

Nitya Work for Quality
NITYA LABORATORIES
BUILDING & ROAD, MATERIAL, SOIL, ENVIRONMENTAL & CALIBRATION TESTING LAB

NITYA LABORATORIES
43, Sector-A1 Ext., Bhalla Enclave, Channi Himmat, Jammu-180 015, J&K (UT), India
+91-191-2465597
info@nityalab.com www.nityalab.com

Test Report

Issued To **M/s Indian Oil Corporation Limited**
Bongaigaon Refinery
Distt. Chirang-783 380, Assam, India

ULR No. : TC148142600001147F
Test Report Date: 28/03/2026

Sample Particulars

Nature of the Sample	:	**Ambient Noise**
Date of Sampling	:	24/02/2026
Purpose of Monitoring	:	To Check the Pollution Load
Method of Sampling	:	IS 9989
Instrument Used	:	Sound Level Meter
Unit	:	CDU - II

Analysis Report

Sr. No.	Location	Test Result dB(A), Day Time	Test Method
	CDU - II (Day)		IS 9989
1	Control Room	56.7	
2	Change Room	57.9	
3	Below Furnace (11-F-001)	86.5	
4	Near P- 11B	95.2	
5	Near P- 09B	96.3	
6	Near 11-PM- 014B	92.8	
7	FD FAN-A	86.2	
8	Near P- 006	97.4	
9	Near 11-P- 154A	86.4	
10	FGRS Area	87.6	
11	Near 11-PM- 03B	97.7	
12	Near 11-PM- 010B	98.1	
13	Near 11-PM- 02C	96.9	
14	Near 11-PM- 008C	90.4	

Note: Monitoring Time: Between 6:00 A.M to 10:00 P.M (Day)
: Between 10:00 P.M to 6:00 A.M (Night)

Note: The Ambient Noise Quality Standards are given for reference

Area Code	Category of Area	Limits dB (A) Leq	
		Day Time (6AM – 10PM)	Night Time (10PM – 06AM)
A	Industrial Area	75	70
B	Commercial Area	65	55
C	Residential Area	55	45
D	Silence Zone	50	40

..... End of the Report .....

TC-14814

Authorised

(AUTHORISED SIGNATORY)

(RAVINDER MITTAL)

NOTE: The laboratory accepts the responsibility for content of report. The results contained in this test report related only to the sample tested. Test report shall not be reproduced except in full, without written approval of the laboratory. This report is intended only for your guidance and not for legal purpose or for advertisement. This report shall not be reproduced except in full without the written approval of this organization. Samples will be destroyed after 30 days from the date of issue of test certificate unless otherwise specified. Any complaints about this report should be communicated in writing within 7 days of issue of this report. Total liability of Nitya Laboratories is limited invoiced amount only. **If you have any complaint/feedback regarding the sample collection/testing/test report, please send an email at info@nityalab.com and call at +91-191-2465597, +91-9873924093**

Nitya Work for Quality
NITYA LABORATORIES
BUILDING & ROAD, MATERIAL, SOIL, ENVIRONMENTAL & CALIBRATION TESTING LAB

NITYA LABORATORIES
43, Sector-A1 Ext., Bhalla Enclave, Channi Himmat, Jammu-180 015, J&K (UT), India
+91-191-2465597
info@nityalab.com www.nityalab.com

Test Report

Issued To **M/s Indian Oil Corporation Limited**
Bongaigaon Refinery
Distt. Chirang-783 380, Assam, India

ULR No. : TC148142600001093F
Test Report Date: 21/03/2026

Sample Particulars

Nature of the Sample	:	**Ambient Noise**
Date of Sampling	:	17/03/2026
Purpose of Monitoring	:	To Check the Pollution Load
Method of Sampling	:	IS 9989
Instrument Used	:	Sound Level Meter
Unit	:	CDU-2 +FGRS (Night)

Analysis Report

Sr. No.	Location	Test Result dB(A), Day Time	Test Method
	CDU-2 +FGRS (Night)		IS 9989
1	Control Room	56.4	
2	Change Room	57.1	
3	Below Furnace (11-F-001)	86.9	
4	Near P- 10B	97.4	
5	Near P- 09B	95.2	
6	Near 11-PM- 014A	95.9	
7	FD FAN-B	82.3	
8	Near P- 005A	97.6	
9	Near 11-P- 151B	81.6	
10	FGRS Area	86.2	
11	Near 11-PM- 03B	98.3	
12	Near P- 008C	91.7	
13	Near 11-PM- 002C	96.5	

Note: Monitoring Time: Between 6:00 A.M to 10:00 P.M (Day)
: Between 10:00 P.M to 6:00 A.M (Night)

Note: The Ambient Noise Quality Standards are given for reference

Area Code	Category of Area	Limits dB (A) Leq	
		Day Time (6AM – 10PM)	Night Time (10PM – 06AM)
A	Industrial Area	75	70
B	Commercial Area	65	55
C	Residential Area	55	45
D	Silence Zone	50	40

..... End of the Report.....

TC-14814

NITYA LABORATORIES Authorised

(AUTHORISED SIGNATORY)
(RAVINDER MITTAL)

NOTE: The laboratory accepts the responsibility for content of report. The results contained in this test report related only to the sample tested. Test report shall not be reproduced except in full, without written approval of the laboratory. This report is intended only for your guidance and not for legal purpose or for advertisement. This report shall not be reproduced except in full without the written approval of this organization. Samples will be destroyed after 30 days from the date of issue of test certificate unless otherwise specified. Any complaints about this report should be communicated in writing within 7 days of issue of this report. Total liability of Nitya Laboratories is limited invoiced amount only. **If you have any complaint/feedback regarding the sample collection/testing/test report, please send an email at info@nityalab.com and call at +91-191-2465597, +91-9873924093**

Nitya Work for Quality
NITYA LABORATORIES
BUILDING & ROAD, MATERIAL, SOIL, ENVIRONMENTAL & CALIBRATION TESTING LAB

NITYA LABORATORIES
43, Sector-A1 Ext., Bhalla Enclave, Channi Himmat, Jammu-180 015, J&K (UT), India
+91-191-2465597
info@nityalab.com www.nityalab.com

Test Report

Issued To **M/s Indian Oil Corporation Limited**
Bongaigaon Refinery
Distt. Chirang-783 380, Assam, India

ULR No. : TC148142600001151F
Test Report Date: 31/03/2026

Sample Particulars

Nature of the Sample	:	**Ambient Noise**
Date of Sampling	:	27/02/2026
Purpose of Monitoring	:	To Check the Pollution Load
Method of Sampling	:	IS 9989
Instrument Used	:	Sound Level Meter
Unit	:	Captive Power Plant

Analysis Report

Sr. No.	Location	Test Result dB(A), Day Time	Test Method
	Captive Power Plant (Day)		IS 9989
1	Control Room	59.7	
2	Boiler Operators` Cabin	56.3	
3	F.O Pump House	87.4	
4	Boiler #1(N/R) (Near Burner 1st Floor)	83.1	
5	Boiler #1(N/R) (Near Burner 2nd Floor)	85.3	
6	Boiler #3 (Near Burner 1st Floor)	91.9	
7	Boiler #3 (Near Burner 2nd Floor)	94.2	
8	Boiler #4 (Near Burner 1st Floor)	94.4	
9	Boiler #4 (Near Burner 2nd Floor)	92.2	
10	FD Fan Suction # 3	101.5	
11	FD Fan Suction # 4	102.9	
12	BFP#3(Turbine)	97.8	
13	Near TG#1 Gear Box(N/R)	82.1	

Note: Monitoring Time: Between 6:00 A.M to 10:00 P.M (Day)
: Between 10:00 P.M to 6:00 A.M (Night)

Note: The Ambient Noise Quality Standards are given for reference

Area Code	Category of Area	Limits dB (A) Leq	
		Day Time (6AM – 10PM)	Night Time (10PM – 06AM)
A	Industrial Area	75	70
B	Commercial Area	65	55
C	Residential Area	55	45
D	Silence Zone	50	40

..... End of the Report .....

TC-14814

NITYA LABORATORIES Authorised

(AUTHORISED SIGNATORY)
(RAVINDER MITTAL)

NOTE: The laboratory accepts the responsibility for content of report. The results contained in this test report related only to the sample tested. Test report shall not be reproduced except in full, without written approval of the laboratory. This report is intended only for your guidance and not for legal purpose or for advertisement. This report shall not be reproduced except in full without the written approval of this organization. Samples will be destroyed after 30 days from the date of issue of test certificate unless otherwise specified. Any complaints about this report should be communicated in writing within 7 days of issue of the report. Total liability of Nitya Laboratories is limited invoiced amount only. **If you have any complaint/feedback regarding the sample collection/testing/test report, please send an email at info@nityalab.com and call at +91-191-2465597, +91-9873924093**

Nitya Work for Quality
NITYA LABORATORIES
BUILDING & ROAD, MATERIAL, SOIL, ENVIRONMENTAL & CALIBRATION TESTING LAB

NITYA LABORATORIES
43, Sector-A1 Ext., Bhalla Enclave, Channi Himmat, Jammu-180 015, J&K (UT), India
+91-191-2465597
info@nityalab.com www.nityalab.com

Test Report

Issued To **M/s Indian Oil Corporation Limited**
Bongaigaon Refinery
Distt. Chirang-783 380, Assam, India

ULR No. : TC148142600001094F
Test Report Date: 20/03/2026

Sample Particulars

Nature of the Sample	:	**Ambient Noise**
Date of Sampling	:	16/03/2026
Purpose of Monitoring	:	To Check the Pollution Load
Method of Sampling	:	IS 9989
Instrument Used	:	Sound Level Meter
Unit	:	Captive Power Plant (Night)

Analysis Report

Sr. No.	Location	Test Result dB(A), Day Time	Test Method
	Captive Power Plant (Night)		IS 9989
1	Control Room	60.5	
2	Boiler Operators' Cabin	57.1	
3	F.O Pump House	86.4	
4	Boiler #2 (Near Burner 1st Floor)	91.0	
5	Boiler #2 (Near Burner 2nd Floor)	93.2	
6	Boiler #4 (Near Burner 1st Floor)	96.3	
7	Boiler #4 (Near Burner 2nd Floor)	91.9	
8	Near TG#2 Gear Box	98.3	
9	Near TG#2 Ejector Floor	93.5	
10	FD Fan Suction # 2	101.2	
11	FD Fan Suction # 4	103.8	
12	BFP#3(Turbine)	97.9	

Note: Monitoring Time: Between 6:00 A.M to 10:00 P.M (Day)
: Between 10:00 P.M to 6:00 A.M (Night)

Note: The Ambient Noise Quality Standards are given for reference

Area Code	Category of Area	Limits dB (A) Leq	
		Day Time (6AM – 10PM)	Night Time (10PM – 06AM)
A	Industrial Area	75	70
B	Commercial Area	65	55
C	Residential Area	55	45
D	Silence Zone	50	40

..... End of the Report.....

TC-14814

Authorised

(AUTHORISED SIGNATORY)
(RAVINDER MITTAL)

NOTE: The laboratory accepts the responsibility for content of report. The results contained in this test report related only to the sample tested. Test report shall not be reproduced except in full, without written approval of the laboratory. This report is intended only for your guidance and not for legal purpose or for advertisement. This report shall not be reproduced except in full without the written approval of this organization. Samples will be destroyed after 30 days from the date of issue of test certificate unless otherwise specified. Any complaints about this report should be communicated in writing within 7 days of issue of this report. Total liability of Nitya Laboratories is limited invoiced amount only. **If you have any complaint/feedback regarding the sample collection/testing/test report, please send an email at info@nityalab.com and call at +91-191-2465597, +91-9873924093**

Nitya
Work for Quality
NITYA LABORATORIES
BUILDING & ROAD, MATERIAL, SOIL, ENVIRONMENTAL & CALIBRATION TESTING LAB

NITYA LABORATORIES
43, Sector-A1 Ext., Bhalla Enclave, Channi Himmat, Jammu-180 015, J&K (UT), India
+91-191-2465597
info@nityalab.com www.nityalab.com

Test Report

Issued To **M/s Indian Oil Corporation Limited**
Bongaigaon Refinery
Distt. Chirang-783 380, Assam, India

ULR No. : TC148142600000958F
Test Report Date: 12/03/2026

Sample Particulars

Nature of the Sample	:	**Ambient Noise**
Date of Sampling	:	07/03/2026
Purpose of Monitoring	:	To Check the Pollution Load
Method of Sampling	:	IS 9989
Instrument Used	:	Sound Level Meter
Unit	:	HGU (Day)

Analysis Report

Sr. No.	Location	Test Result dB(A), Day Time	Test Method
	HGU (Day)		IS 9989
1	Change Room/Operator's Cabin	63.4	
2	PSA - Area North Side	93.8	
3	PSA - Area South Side	91.6	
4	Compressor House (K-001-P-01B)	83.7	
5	82-PM - 002A	95.1	
6	82-PM-001A	94.7	
7	82-FDM-001A	90.4	
8	82-IDM-01	89.6	
9	82- PM- 005A	86.2	
10	82-PM – 003A	93.4	

Note: Monitoring Time: Between 6:00 A.M to 10:00 P.M (Day)
: Between 10:00 P.M to 6:00 A.M (Night)

Note: The Ambient Noise Quality Standards are given for reference

Area Code	Category of Area	Limits dB (A) Leq	
		Day Time (6AM – 10PM)	Night Time (10PM – 06AM)
A	Industrial Area	75	70
B	Commercial Area	65	55
C	Residential Area	55	45
D	Silence Zone	50	40

..... End of the Report.....

TC-14814

Authorised

(AUTHORISED SIGNATORY)
(RAVINDER MITTAL)

NOTE: The laboratory accepts the responsibility for content of report. The results contained in this test report related only to the sample tested. Test report shall not be reproduced except in full, without written approval of the laboratory. This report is intended only for your guidance and not for legal purpose or for advertisement. This report shall not be reproduced except in full without the written approval of this organization. Samples will be destroyed after 30 days from the date of issue of test certificate unless otherwise specified. Any complaints about this report should be communicated in writing within 7 days of issue of this report. Total liability of Nitya Laboratories is limited invoiced amount only. **If you have any complaint/feedback regarding the sample collection/testing/test report, please send an email at info@nityalab.com and call at +91-191-2465597, +91-9873924093**

Nitya Work for Quality
NITYA LABORATORIES
BUILDING & ROAD, MATERIAL, SOIL, ENVIRONMENTAL & CALIBRATION TESTING LAB

NITYA LABORATORIES
43, Sector-A1 Ext., Bhalla Enclave, Channi Himmat, Jammu-180 015, J&K (UT), India
+91-191-2465597
info@nityalab.com www.nityalab.com

Test Report

Issued To **M/s Indian Oil Corporation Limited**
Bongaigaon Refinery
Distt. Chirang-783 380. Assam. India

ULR No. : TC148142600001095F
Test Report Date: 21/03/2026

Sample Particulars

Nature of the Sample	:	**Ambient Noise**
Date of Sampling	:	17/03/2026
Purpose of Monitoring	:	To Check the Pollution Load
Method of Sampling	:	IS 9989
Instrument Used	:	Sound Level Meter
Unit	:	HGU (Night)

Analysis Report

Sr. No.	Location	Test Result dB(A), Day Time	Test Method
	HGU (Night)		IS 9989
1	Change Room/Operator's Cabin	54.8	
2	PSA - Area North Side	94.2	
3	PSA - Area South Side	92.6	
4	Compressor House (K-001-P-01B)	75.4	
5	82-PM - 002A	94.9	
6	82-PM-001A	94.5	
7	82-FDM-001A	90.7	
8	82-IDM-01	90.2	
9	82- PM- 005A	88.5	
10	82-PM – 003A	93.2	

Note: Monitoring Time: Between 6:00 A.M to 10:00 P.M (Day)
: Between 10:00 P.M to 6:00 A.M (Night)

Note: The Ambient Noise Quality Standards are given for referer:ce

Area Code	Category of Area	Limits dB (A) Leq	
		Day Time (6AM – 10PM)	Night Time (10PM – 06AM)
A	Industrial Area	75	70
B	Commercial Area	65	55
C	Residential Area	55	45
D	Silence Zone	50	40

..... End of the Report.....

TC-14814

NITYA LABORATORIES Authorised

(AUTHORISED SIGNATORY)
(RAVINDER MITTAL)

NOTE: The laboratory accepts the responsibility for content of report. The results contained in this test report related only to the sample tested. Test report shall not be reproduced except in full, without written approval of the laboratory. This report is intended only for your guidance and not for legal purpose or for advertisement. This report shall not be reproduced except in full without the written approval of this organization. Samples will be destroyed after 30 days from the date of issue of test certificate unless otherwise specified. Any complaints about this report should be communicated in writing within 7 days of issue of this report. Total liability of Nitya Laboratories is limited invoiced amount only. **If you have any complaint/feedback regarding the sample collection/testing/test report, please send an email at info@nityalab.com and call at +91-191-2465597, +91-9873924093**

Nitya Work for Quality
NITYA LABORATORIES
BUILDING & ROAD, MATERIAL, SOIL, ENVIRONMENTAL & CALIBRATION TESTING LAB

NITYA LABORATORIES
43, Sector-A1 Ext., Bhalla Enclave, Channi Himmat, Jammu-180 015, J&K (UT), India
+91-191-2465597
info@nityalab.com www.nityalab.com

Test Report

Issued To **M/s Indian Oil Corporation Limited**
Bongaigaon Refinery
Distt. Chirang-783 380, Assam, India

ULR No. : TC148142600001014F
Test Report Date: 17/03/2026

Sample Particulars

Nature of the Sample	:	**Ambient Noise**
Date of Sampling	:	12/03/2026
Purpose of Monitoring	:	To Check the Pollution Load
Method of Sampling	:	IS 9989
Instrument Used	:	Sound Level Meter
Unit	:	Indmax FCC (Day)

Analysis Report

Sr. No.	Location	Test Result dB(A), Day Time	Test Method
	Indmax FCC (Day)		
1	Near 101-PM-048A	91.6	
2	Near 101-PM-04B	92.4	
3	Near 101-PM-07A	92.8	
4	Near 101-PM-06A	90.2	
5	101-X-005-KM-01B	96.5	
6	Near 101-PM-01B	94.3	
7	Near 101-PM-08A	92.6	IS 9989
8	Near 101-PM-010B	88.1	
9	Near 101-PM-03A	91.5	
10	Near 101-PM-011B	89.2	
11	Near 101-PM-028A	97.4	
12	101-PM-012A	92.2	
13	101-PM-040A	93.9	
14	101-PM-018A	93.5	

Note: Monitoring Time: Between 6:00 A.M to 10:00 P.M (Day)
: Between 10:00 P.M to 6:00 A.M (Night)

Note: The Ambient Noise Quality Standards are given for reference

Area Code	Category of Area	Limits dB (A) Leq	
		Day Time (6AM – 10PM)	Night Time (10PM – 06AM)
A	Industrial Area	75	70
B	Commercial Area	65	55
C	Residential Area	55	45
D	Silence Zone	50	40

..... End of the Report.....

TC-14814

NITYA LABORATORIES Authorised

(AUTHORISED SIGNATORY)
(RAVINDER MITTAL)

NOTE: The laboratory accepts the responsibility for content of report. The results contained in this test report related only to the sample tested. Test report shall not be reproduced except in full, without written approval of the laboratory. This report is intended only for your guidance and not for legal purpose or for advertisement. This report shall not be reproduced except in full without the written approval of this organization. Samples will be destroyed after 30 days from the date of issue of test certificate unless otherwise specified. Any complaints about this report should be communicated in writing within 7 days of issue of this report. Total liability of Nitya Laboratories is limited invoiced amount only. **If you have any complaint/feedback regarding the sample collection/testing/test report, please send an email at info@nityalab.com and call at +91-191-2465597, +91-9873924093**

Nitya Work for Quality
NITYA LABORATORIES
BUILDING & ROAD, MATERIAL, SOIL, ENVIRONMENTAL & CALIBRATION TESTING LAB

NITYA LABORATORIES
43, Sector-A1 Ext., Bhalla Enclave, Channi Himmat, Jammu-180 015, J&K (UT), India
+91-191-2465597
info@nityalab.com www.nityalab.com

Test Report

Issued To **M/s Indian Oil Corporation Limited**
Bongaigaon Refinery
Distt. Chirang-783 380, Assam, India

ULR No. : TC148142600001014F
Test Report Date: 17/03/2026

Analysis Report

Sr. No.	Location	Test Result dB(A), Day Time	Test Method
	Indmax FCC (Day)		
15	101-PM-015A	87.3	IS 9989
16	Compressor House	104.2	
17	101-PM-020A	92.4	
18	101-PM-019A	92.7	
19	101-PM-025A/B	94.8	
20	101-PM-024A	90.3	
21	Near 101-XM-02-P-03A	91.9	
22	101-PM-026B	94.7	
23	101-PM-022A	92.6	

Note: Monitoring Time: Between 6:00 A.M to 10:00 P.M (Day)
: Between 10:00 P.M to 6:00 A.M (Night)

Note: The Ambient Noise Quality Standards are given for reference

Area Code	Category of Area	Limits dB (A) Leq	
		Day Time (6AM – 10PM)	Night Time (10PM – 06AM)
A	Industrial Area	75	70
B	Commercial Area	65	55
C	Residential Area	55	45
D	Silence Zone	50	40

..... End of the Report.....

TC-14814

(AUTHORISED SIGNATORY)
(RAVINDER MITTAL)

NOTE: The laboratory accepts the responsibility for content of report. The results contained in this test report related only to the sample tested. Test report shall not be reproduced except in full, without written approval of the laboratory. This report is intended only for your guidance and not for legal purpose or for advertisement. This report shall not be reproduced except in full without the written approval of this organization. Samples will be destroyed after 30 days from the date of issue of test certificate unless otherwise specified. Any complaints about this report should be communicated in writing within 7 days of issue of this report. Total liability of Nitya Laboratories is limited invoiced amount only. **If you have any complaint/feedback regarding the sample collection/testing/test report, please send an email at info@nityalab.com and call at +91-191-2465597, +91-9873924093**

Nitya Work for Quality
NITYA LABORATORIES
BUILDING & ROAD, MATERIAL, SOIL, ENVIRONMENTAL & CALIBRATION TESTING LAB

NITYA LABORATORIES
43, Sector-A1 Ext., Bhalla Enclave, Channi Himmat, Jammu-180 015, J&K (UT), India
+91-191-2465597
info@nityalab.com www.nityalab.com

Test Report

Issued To **M/s Indian Oil Corporation Limited**
Bongaigaon Refinery
Distt. Chirang-783 380, Assam, India

ULR No. : TC148142600001096F
Test Report Date: 21/03/2026

Sample Particulars

Nature of the Sample	:	**Ambient Noise**
Date of Sampling	:	17/03/2026
Purpose of Monitoring	:	To Check the Pollution Load
Method of Sampling	:	IS 9989
Instrument Used	:	Sound Level Meter
Unit	:	Indmax FCC (Night)

Analysis Report

Sr. No.	Location	Test Result dB(A), Day Time	Test Method
	Indmax FCC (Night)		IS 9989
1	101-X-005-KM-01B	96.3	
2	101-PM-01A	96.1	
3	101-PM-015A	89.8	
4	101-PM-022A	93.4	
5	101-PM-026B	94.2	
6	101-PM-024A	91.1	
7	101-PM-019A	91.8	
8	101-PM-025A/B	92.3	
9	101-PM-020B	94.5	
10	101-PM-018A	96.2	
11	Compressor House	102.7	
12	101-PM-040A	95.2	
13	101-PM-012A	94.8	

Note: Monitoring Time: Between 6:00 A.M to 10:00 P.M (Day)
: Between 10:00 P.M to 6:00 A.M (Night)

Note: The Ambient Noise Quality Standards are given for reference

Area Code	Category of Area	Limits dB (A) Leq	
		Day Time (6AM – 10PM)	Night Time (10PM – 06AM)
A	Industrial Area	75	70
B	Commercial Area	65	55
C	Residential Area	55	45
D	Silence Zone	50	40

..... End of the Report.....

TC-14814

Authorised

(AUTHORISED SIGNATORY)
(RAVINDER MITTAL)

NOTE: The laboratory accepts the responsibility for content of report. The results contained in this test report related only to the sample tested. Test report shall not be reproduced except in full, without written approval of the laboratory. This report is intended only for your guidance and not for legal purpose or for advertisement. This report shall not be reproduced except in full without the written approval of this organization. Samples will be destroyed after 30 days from the date of issue of test certificate unless otherwise specified. Any complaints about this report should be communicated in writing within 7 days of issue of this report. Total liability of Nitya Laboratories is limited invoiced amount only. **If you have any complaint/feedback regarding the sample collection/testing/test report, please send an email at info@nityalab.com and call at +91-191-2465597, +91-9873924093**

Nitya Work for Quality
NITYA LABORATORIES
BUILDING & ROAD, MATERIAL, SOIL, ENVIRONMENTAL & CALIBRATION TESTING LAB

NITYA LABORATORIES
43, Sector-A1 Ext., Bhalla Enclave, Channi Himmat, Jammu-180 015, J&K (UT), India
+91-191-2465597
info@nityalab.com www.nityalab.com

Test Report

Issued To **M/s Indian Oil Corporation Limited**
Bongaigaon Refinery
Distt. Chirang-783 380, Assam, India

ULR No. : TC148142600001096F
Test Report Date: 21/03/2026

Analysis Report

Sr. No.	Location	Test Result dB(A), Day Time	Test Method
Indmax FCC (Night)			IS 9989
14	101-PM-028A	96.4	
15	101-PM-08A	92.1	
16	101-PM-03A	91.8	
17	101-PM-05A	95.6	
18	101-PM-04B	92.3	
19	101-PM-048A	91.5	
20	Check & Change Room	58.3	

Note: Monitoring Time: Between 6:00 A.M to 10:00 P.M (Day)
: Between 10:00 P.M to 6:00 A.M (Night)

Note: The Ambient Noise Quality Standards are given for reference

Area Code	Category of Area	Limits dB (A) Leq	
		Day Time (6AM – 10PM)	Night Time (10PM – 06AM)
A	Industrial Area	75	70
B	Commercial Area	65	55
C	Residential Area	55	45
D	Silence Zone	50	40

..... End of the Report.....

TC-14814

(AUTHORISED SIGNATORY)
(RAVINDER MITTAL)

NOTE: The laboratory accepts the responsibility for content of report. The results contained in this test report related only to the sample tested. Test report shall not be reproduced except in full, without written approval of the laboratory. This report is intended only for your guidance and not for legal purpose or for advertisement. This report shall not be reproduced except in full without the written approval of this organization. Samples will be destroyed after 30 days from the date of issue of test certificate unless otherwise specified. Any complaints about this report should be communicated in writing within 7 days of issue of this report. Total liability of Nitya Laboratories is limited invoiced amount only. **If you have any complaint/feedback regarding the sample collection/testing/test report, please send an email at info@nityalab.com and call at +91-191-2465597, +91-9873924093**

Nitya
Work for Quality
NITYA LABORATORIES
BUILDING & ROAD, MATERIAL, SOIL, ENVIRONMENTAL & CALIBRATION TESTING LAB

NITYA LABORATORIES
43, Sector-A1 Ext., Bhalla Enclave, Channi Himmat, Jammu-180 015, J&K (UT), India
+91-191-2465597
info@nityalab.com www.nityalab.com

Test Report

Issued To **M/s Indian Oil Corporation Limited**
Bongaigaon Refinery
Distt. Chirang-783 380, Assam, India

ULR No. : TC148142600000998F
Test Report Date: 14/03/2026

Sample Particulars

Nature of the Sample	:	**Ambient Noise**
Date of Sampling	:	10/03/2026
Purpose of Monitoring	:	To Check the Pollution Load
Method of Sampling	:	IS 9989
Instrument Used	:	Sound Level Meter
Unit	:	Prime G + (Day)

Analysis Report

Sr. No.	Location	Test Result dB(A), Day Time	Test Method
	Prime G + (Day)		IS 9989
1	102-F-001 Below Furnace	84.2	
2	102-F-002 Below Furnace	85.5	
3	102-KM-002B	87.9	
4	102-KM-001A	86.4	
5	102-PM-005A	88.6	
6	102-PM-004A	93.6	
7	102-PM-08B	89.2	
8	102-PM-001B	91.5	
9	102-EFM-02/03 A/B	88.3	
10	102-PM-012B	88.1	
11	102-PM-06B	87.0	
12	Near 102-PM-002A	87.5	
13	Check & Change Room	55.6	

Note: Monitoring Time: Between 6:00 A.M to 10:00 P.M (Day)
: Between 10:00 P.M to 6:00 A.M (Night)

Note: The Ambient Noise Quality Standards are given for reference

Area Code	Category of Area	Limits dB (A) Leq	
		Day Time (6AM – 10PM)	Night Time (10PM – 06AM)
A	Industrial Area	75	70
B	Commercial Area	65	55
C	Residential Area	55	45
D	Silence Zone	50	40

..... End of the Report.....

NITYA LABORATORIES Authorised

(AUTHORISED SIGNATORY)

(RAVINDER MITTAL)

TC-14814

NOTE: The laboratory accepts the responsibility for content of report. The results contained in this test report related only to the sample tested. Test report shall not be reproduced except in full, without written approval of the laboratory. This report is intended only for your guidance and not for legal purpose or for advertisement. This report shall not be reproduced except in full without the written approval of this organization. Samples will be destroyed after 30 days from the date of issue of test certificate unless otherwise specified. Any complaints about this report should be communicated in writing within 7 days of issue of this report. Total liability of Nitya Laboratories is limited invoiced amount only. **If you have any complaint/feedback regarding the sample collection/testing/test report, please send an email at info@nityalab.com and call at +91-191-2465597, +91-9873924093**

Nitya Work for Quality
NITYA LABORATORIES
BUILDING & ROAD, MATERIAL, SOIL, ENVIRONMENTAL & CALIBRATION TESTING LAB

NITYA LABORATORIES
43, Sector-A1 Ext., Bhalla Enclave, Channi Himmat, Jammu-180 015, J&K (UT), India
+91-191-2465597
info@nityalab.com www.nityalab.com

Test Report

Issued To **M/s Indian Oil Corporation Limited**
Bongaigaon Refinery
Distt. Chirang-783 380, Assam, India

ULR No. : TC148142600001152F
Test Report Date: 30/03/2026

Sample Particulars

Nature of the Sample	:	**Ambient Noise**
Date of Sampling	:	25/03/2026
Purpose of Monitoring	:	To Check the Pollution Load
Method of Sampling	:	IS 9989
Instrument Used	:	Sound Level Meter
Unit	:	Prime G + (Night)

Analysis Report

Sr. No.	Location	Test Result dB(A), Day Time	Test Method
Prime G + (Night)			IS 9989
1	102-F-001 Below Furnace	83.2	
2	102-F-002 Below Furnace	84.7	
3	102-KM-002B	88.6	
4	102-KM-001A	84.7	
5	102-PM-004A	91.8	
6	102-PM-08A	87.9	
7	102-PM-001A	91.3	
8	102-PM-007A	86.5	
9	102-PM-012B	88.6	
10	102-PM-02B	87.4	
11	Near 102-PM-009A	89.3	

Note: Monitoring Time: Between 6:00 A.M to 10:00 P.M (Day)
: Between 10:00 P.M to 6:00 A.M (Night)

Note: The Ambient Noise Quality Standards are given for reference

Area Code	Category of Area	Limits dB (A) Leq	
		Day Time (6AM – 10PM)	Night Time (10PM – 06AM)
A	Industrial Area	75	70
B	Commercial Area	65	55
C	Residential Area	55	45
D	Silence Zone	50	40

..... End of the Report.....

TC-14814

NITYA LABORATORIES Authorised

(AUTHORISED SIGNATORY)

(RAVINDER MITTAL)

NOTE: The laboratory accepts the responsibility for content of report. The results contained in this test report related only to the sample tested. Test report shall not be reproduced except in full, without written approval of the laboratory. This report is intended only for your guidance and not for legal purpose or for advertisement. This report shall not be reproduced except in full without the written approval of this organizabon. Samples will be destroyed after 30 days from the date of issue of test certificate unless otherwise specified. Any complaints about this report should be communicated in writing within 7 days of issue of this report. Total liability of Nitya Laboratories is limited invoiced amount only. **If you have any complaint/feedback regarding the sample collection/testing/test report, please send an email at info@nityalab.com and call at +91-191-2465597, +91-9873924093**

Nitya
Work for Quality
NITYA LABORATORIES
BUILDING & ROAD, MATERIAL, SOIL, ENVIRONMENTAL & CALIBRATION TESTING LAB

NITYA LABORATORIES
43, Sector-A1 Ext., Bhalla Enclave, Channi Himmat, Jammu-180 015, J&K (UT), India
+91-191-2465597
info@nityalab.com www.nityalab.com

Test Report

Issued To **M/s Indian Oil Corporation Limited**
Bongaigaon Refinery
Distt. Chirang-783 380. Assam. India

ULR No. : TC148142600001097F
Test Report Date: 23/03/2026

Sample Particulars

Nature of the Sample	:	**Ambient Noise**
Date of Sampling	:	18/02/2026
Purpose of Monitoring	:	To Check the Pollution Load
Method of Sampling	:	IS 9989
Instrument Used	:	Sound Level Meter
Unit	:	OM & S Area

Analysis Report

Sr. No.	Location	Test Result dB(A), Day Time	Test Method
	OM & S Area (Day)		IS 9989
1	Control Room	53.1	
2	Pump House #3 (E)	83.9	
3	Pump House #3 (W)	87.4	
4	Pump House #3 Staff Room (WLG)	54.8	
5	PET. Pump House (S) (P-102B)	88.3	
6	PET. Pump House (N) (P-001C)	85.7	
7	PET. Pump House Operators Room	53.5	
8	New TTL Pump House	88.4	

Note: Monitoring Time: Between 6:00 A.M to 10:00 P.M (Day)
: Between 10:00 P.M to 6:00 A.M (Night)

Note: The Ambient Noise Quality Standards are given for reference

Area Code	Category of Area	Limits dB (A) Leq	
		Day Time (6AM – 10PM)	Night Time (10PM – 06AM)
A	Industrial Area	75	70
B	Commercial Area	65	55
C	Residential Area	55	45
D	Silence Zone	50	40

..... End of the Report .....

TC-14814

NITYA LABORATORIES Authorised

(AUTHORISED SIGNATORY)
(RAVINDER MITTAL)

NOTE: The laboratory accepts the responsibility for content of report. The results contained in this test report related only to the sample tested. Test report shall not be reproduced except in full, without written approval of the laboratory. This report is intended only for your guidance and not for legal purpose or for advertisement. This report shall not be reproduced except in full without the written approval of this organization. Samples will be destroyed after 30 days from the date of issue of test certificate unless otherwise specified. Any complaints about this report should be communicated in writing within 7 days of issue of this report. Total liability of Nitya Laboratories is limited invoiced amount only. **If you have any complaint/feedback regarding the sample collection/testing/test report, please send an email at info@nityalab.com and call at +91-191-2465597, +91-9873924093**

Nitya Work for Quality
NITYA LABORATORIES
BUILDING & ROAD, MATERIAL, SOIL, ENVIRONMENTAL & CALIBRATION TESTING LAB

NITYA LABORATORIES
43, Sector-A1 Ext., Bhalla Enclave, Channi Himmat, Jammu-180 015, J&K (UT), India
+91-191-2465597
info@nityalab.com www.nityalab.com

Test Report

Issued To **M/s Indian Oil Corporation Limited**
Bongaigaon Refinery
Distt. Chirang-783 380, Assam, India

ULR No. : TC148142600001153F
Test Report Date: 30/03/2026

Sample Particulars

Nature of the Sample	:	**Ambient Noise**
Date of Sampling	:	25/03/2026
Purpose of Monitoring	:	To Check the Pollution Load
Method of Sampling	:	IS 9989
Instrument Used	:	Sound Level Meter
Unit	:	OM & S Area (Night)

Analysis Report

Sr. No.	Location	Test Result dB(A), Day Time	Test Method
	OM & S Area (Night)		IS 9989
1	Control Room	51.8	
2	Pump House #3 (E)	82.6	
3	Pump House #3 (W)	85.4	
4	Pump House #3 Staff Room (WLG)	52.9	
5	PET. Pump House (S)	87.5	
6	PET. Pump House (N)	86.2	
7	PET. Pump House Operators Room	52.4	
8	New TTL Pump House	89.1	

Note: Monitoring Time: Between 6:00 A.M to 10:00 P.M (Day)
: Between 10:00 P.M to 6:00 A.M (Night)

Note: The Ambient Noise Quality Standards are given for reference

Area Code	Category of Area	Limits dB (A) Leq	
		Day Time (6AM – 10PM)	Night Time (10PM – 06AM)
A	Industrial Area	75	70
B	Commercial Area	65	55
C	Residential Area	55	45
D	Silence Zone	50	40

..... End of the Report .....

TC-14814

Authorised

(AUTHORISED SIGNATORY)
(RAVINDER MITTAL)

NOTE: The laboratory accepts the responsibility for content of report. The results contained in this test report related only to the sample tested. Test report shall not be reproduced except in full, without written approval of the laboratory. This report is intended only for your guidance and not for legal purpose or for advertisement. This report shall not be reproduced except in full without the written approval of this organization. Samples will be destroyed after 30 days from the date of issue of test certificate unless otherwise specified. Any complaints about this report should be communicated in writing within 7 days of issue of this report. Total liability of Nitya Laboratories is limited invoiced amount only. **If you have any complaint/feedback regarding the sample collection/testing/test report, please send an email at info@nityalab.com and call at +91-191-2465597, +91-9873924093**

Nitya Work for Quality

NITYA LABORATORIES

BUILDING & ROAD, MATERIAL, SOIL, ENVIRONMENTAL & CALIBRATION TESTING LAB

NITYA LABORATORIES
43, Sector-A1 Ext., Bhalla Enclave, Channi Himmat, Jammu-180 015, J&K (UT), India
+91-191-2465597
info@nityalab.com www.nityalab.com

Test Report

Issued To **M/s Indian Oil Corporation Limited**
Bongaigaon Refinery
Distt. Chirang-783 380, Assam, India

ULR No. : TC148142600001098F
Test Report Date: 23/03/2026

Sample Particulars

Nature of the Sample	:	**Ambient Noise**
Date of Sampling	:	18/03/2026
Purpose of Monitoring	:	To Check the Pollution Load
Method of Sampling	:	IS 9989
Instrument Used	:	Sound Level Meter
Unit	:	CDU-1 **(Day)**

Analysis Report

Sr. No.	Location	Test Result dB(A), Day Time	Test Method
	CDU-1 (Day)		IS 9989
1	Control Room	53. 7	
2	Operators' Cabin	52.9	
3	Below Furnace	81.4	
4	Near P- 05A	94.8	
5	Near P- 08C	88.2	
6	Near 11-FA- 02A	92.0	
7	Near 11-FA-01A	77.3	
8	Near P- 09C	93.6	
9	DHDT Air Compressors'	101.4	
10	Near 11-PM-14B	96.2	
11	Near 11-P- 152A	84.9	

Note: Monitoring Time: Between 6:00 A.M to 10:00 P.M (Day)
: Between 10:00 P.M to 6:00 A.M (Night)

Note: The Ambient Noise Quality Standards are given for reference

Area Code	Category of Area	Limits dB (A) Leq	
		Day Time (6AM – 10PM)	Night Time (10PM – 06AM)
A	Industrial Area	75	70
B	Commercial Area	65	55
C	Residential Area	55	45
D	Silence Zone	50	40

..... **End of the Report**.....

TC-14814

NITYA LABORATORIES Authorised

(AUTHORISED SIGNATORY)

(RAVINDER MITTAL)

NOTE: The laboratory accepts the responsibility for content of report. The results contained in this test report related only to the sample tested. Test report shall not be reproduced except in full, without written approval of the laboratory. This report is intended only for your guidance and not for legal purpose or for advertisement. This report shall not be reproduced except in full without the written approval of this organization. Samples will be destroyed after 30 days from the date of issue of test certificate unless otherwise specified. Any complaints about this report should be communicated in writing within 7 days of issue of this report. Total liability of Nitya Laboratories is limited invoiced amount only. **If you have any complaint/feedback regarding the sample collection/testing/test report, please send an email at info@nityalab.com and call at +91-191-2465597, +91-9873924093**

Nitya Work for Quality

NITYA LABORATORIES

BUILDING & ROAD, MATERIAL, SOIL, ENVIRONMENTAL & CALIBRATION TESTING LAB

NITYA LABORATORIES
43, Sector-A1 Ext., Bhalla Enclave, Channi Himmat, Jammu-180 015, J&K (UT), India
+91-191-2465597
info@nityalab.com www.nityalab.com

Test Report

Issued To **M/s Indian Oil Corporation Limited**
Bongaigaon Refinery
Distt. Chirang-783 380, Assam, India

ULR No. : TC148142600001099F
Test Report Date: 23/03/2026

Sample Particulars

Nature of the Sample	:	**Ambient Noise**
Date of Sampling	:	18/03/2026
Purpose of Monitoring	:	To Check the Pollution Load
Method of Sampling	:	IS 9989
Instrument Used	:	Sound Level Meter
Unit	:	CDU-1 **(Night)**

Analysis Report

Sr. No.	Location	Test Result dB(A), Day Time	Test Method
	CDU-1 (Night)		IS 9989
1	Control Room	53.4	
2	Operators' Cabin	54.2	
3	Below Furnace	81.2	
4	Near P- 05A	94.5	
5	Near P- 08C	88.9	
6	Near 11-FA- 02A	83.5	
7	Near 11-FA-01A	75.8	
8	Near P- 003B	90.9	
9	DHDT Air Compressors'	100.5	
10	Near 11-PM-14B	95.7	
11	Near 11-P- 160A	87.6	
12	Near 11-P- 10A	93.2	
13	Near 11-P- 02A	94.6	
14	Near 11-PM-04B	96.3	

Note: Monitoring Time: Between 6:00 A.M to 10:00 P.M (Day)
: Between 10:00 P.M to 6:00 A.M (Night)

Note: The Ambient Noise Quality Standards are given for reference

Area Code	Category of Area	Limits dB (A) Leq	
		Day Time (6AM – 10PM)	Night Time (10PM – 06AM)
A	Industrial Area	75	70
B	Commercial Area	65	55
C	Residential Area	55	45
D	Silence Zone	50	40

..... End of the Report.....

TC-14814

Authorised

(AUTHORISED SIGNATORY)

(RAVINDER MITTAL)

NOTE: The laboratory accepts the responsibility for content of report. The results contained in this test report related only to the sample tested. Test report shall not be reproduced except in full, without written approval of the laboratory. This report is intended only for your guidance and not for legal purpose or for advertisement. This report shall not be reproduced except in full without the written approval of this organization. Samples will be destroyed after 30 days from the date of issue of test certificate unless otherwise specified. Any complaints about this report should be communicated in writing within 7 days of issue of this report. Total liability of Nitya Laboratories is limited invoiced amount only. **If you have any complaint/feedback regarding the sample collection/testing/test report, please send an email at info@nityalab.com and call at +91-191-2465597, +91-9873924093**

CORPORATE OFFICE & CENTRAL LABORATORIES :-

PLOT NO. 118, CHURCH ROAD, BEHIND KAUSIK VATIKA, BHAGAT SINGH COLONY, BALLABHGARH, FARIDABAD - 121004, HARYANA, INDIA

+91-129-2241021 +91-9013591021, +91-9013552273 labsnitya@gmail.com www.nityalab.com

Nitya
Work for Quality
NITYA LABORATORIES
BUILDING & ROAD, MATERIAL, SOIL, ENVIRONMENTAL & CALIBRATION TESTING LAB

NITYA LABORATORIES
43, Sector-A1 Ext., Bhalla Enclave, Channi Himmat, Jammu-180 015, J&K (UT), India
+91-191-2465597
info@nityalab.com www.nityalab.com

Test Report

issued To **M/s Indian Oil Corporation Limited**
Bongaigaon Refinery
Distt. Chirang-783 380, Assam, India

ULR No. : TC148142600001123F
Test Report Date: 24/03/2026

Sample Particulars

Nature of the Sample	:	**Ambient Noise**
Date of Sampling	:	18/03/2026
Purpose of Monitoring	:	To Check the Pollution Load
Method of Sampling	:	IS 9989
Instrument Used	:	Sound Level Meter
Unit	:	**DCU - I (Day)**

Analysis Report

Sr. No.	Location	Test Result dB(A), Day Time	Test Method
	DCU - I (Day)		IS 9989
1	Operators' Cabin	54.2	
2	Below Furnace	84.6	
3	LPG Compressors' 14-K-151	96.3	
4	FFC E-7(1)	90.5	
5	Near P-8A	92.1	
6	Near P – 18A	8 7.4	
7	Near P – 152B	89.2	
8	West Side Pump House(P-034B)	83.6	
9	Near P – 06A	87.2	
10	Near P – 05B	93.7	
11	Near P - 031B	87.1	

Note: Monitoring Time: Between 6:00 A.M to 10:00 P.M (Day)
: Between 10:00 P.M to 6:00 A.M (Night)

Note: The Ambient Noise Quality Standards are given for reference

Area Code	Category of Area	Limits dB (A) Leq	
		Day Time (6AM – 10PM)	Night Time (10PM – 06AM)
A	Industrial Area	75	70
B	Commercial Area	65	55
C	Residential Area	55	45
D	Silence Zone	50	40

..... End of the Report.....

TC-14814

Authorised

(AUTHORISED SIGNATORY)
(RAVINDER MITTAL)

NOTE: The laboratory accepts the responsibility for content of report. The results contained in this test report related only to the sample tested. Test report shall not be reproduced except in full, without written approval of the laboratory. This report is intended only for your guidance and not for legal purpose or for advertisement. This report shall not be reproduced except in full without the written approval of this organization. Samples will be destroyed after 30 days from the date of issue of test certificate unless otherwise specified. Any complaints about this report should be communicated in writing within 7 days of issue of this report. Total liability of Nitya Laboratories is limited invoiced amount only. **If you have any complaint/feedback regarding the sample collection/testing/test report, please send an email at info@nityalab.com and call at +91-191-2465597, +91-9873924093**

Nitya Work for Quality
NITYA LABORATORIES
BUILDING & ROAD, MATERIAL, SOIL, ENVIRONMENTAL & CALIBRATION TESTING LAB

NITYA LABORATORIES
43, Sector-A1 Ext., Bhalla Enclave, Channi Himmat, Jammu-180 015, J&K (UT), India
+91-191-2465597
info@nityalab.com www.nityalab.com

Test Report

Issued To **M/s Indian Oil Corporation Limited**
Bongaigaon Refinery
Distt. Chirang-783 380, Assam, India

ULR No. : TC148142600001124F
Test Report Date: 23/03/2026

Sample Particulars

Nature of the Sample	:	**Ambient Noise**
Date of Sampling	:	18/03/2026
Purpose of Monitoring	:	To Check the Pollution Load
Method of Sampling	:	IS 9989
Instrument Used	:	Sound Level Meter
Unit	:	DCU - I (Night)

Analysis Report

Sr. No.	Location	Test Result dB(A), Day Time	Test Method
	DCU - I (Night)		IS 9989
1	Operators' Cabin	52.8	
2	Below Furnace	86.5	
3	LPG Compressors' 14-K-151	97.2	
4	Near P-8A	92.8	
5	Near P – 18B	88.6	
6	Near P – 152B	90.4	
7	Near 14-KLP-151	87.2	
8	Near P – 06A	98.1	
9	Near P – 02B	97.3	
10	Near P - 031B	86.1	
11	Near P - 05B	93.2	

Note: Monitoring Time: Between 6:00 A.M to 10:00 P.M (Day)
: Between 10:00 P.M to 6:00 A.M (Night)

Note: The Ambient Noise Quality Standards are given for reference

Area Code	Category of Area	Limits dB (A) Leq	
		Day Time (6AM – 10PM)	Night Time (10PM – 06AM)
A	Industrial Area	75	70
B	Commercial Area	65	55
C	Residential Area	55	45
D	Silence Zone	50	40

..... End of the Report.....

TC-14814

(AUTHORISED SIGNATORY)
(RAVINDER MITTAL)

NOTE: The laboratory accepts the responsibility for content of report. The results contained in this test report related only to the sample tested. Test report shall not be reproduced except in full, without written approval of the laboratory. This report is intended only for your guidance and not for legal purpose or for advertisement. This report shall not be reproduced except in full without the written approval of this organization. Samples will be destroyed after 30 days from the date of issue of test certificate unless otherwise specified. Any complaints about this report should be communicated in writing within 7 days of issue of this report. Total liability of Nitya Laboratories is limited invoiced amount only. **If you have any complaint/feedback regarding the sample collection/testing/test report, please send an email at info@nityalab.com and call at +91-191-2465597, +91-9873924093**

Nitya Work for Quality
NITYA LABORATORIES
BUILDING & ROAD, MATERIAL, SOIL, ENVIRONMENTAL & CALIBRATION TESTING LAB

NITYA LABORATORIES
43, Sector-A1 Ext., Bhalla Enclave, Channi Himmat, Jammu-180 015, J&K (UT), India
+91-191-2465597
info@nityalab.com www.nityalab.com

Test Report

Issued To **M/s Indian Oil Corporation Limited**
Bongaigaon Refinery
Distt. Chirang-783 380, Assam, India

ULR No. : TC148142600001154F
Test Report Date: 21/03/2026

Sample Particulars

Nature of the Sample	:	**Ambient Noise**
Date of Sampling	:	17/03/2026
Purpose of Monitoring	:	To Check the Pollution Load
Method of Sampling	:	IS 9989
Instrument Used	:	Sound Level Meter
Unit	:	DCU – II Day)

Analysis Report

Sr. No.	Location	Test Result dB(A), Day Time	Test Method
	DCU - II (Day)		IS 9989
1	Operators' Cabin	55.7	
2	Below Furnace	81.5	
3	Near 14-KM-151 Compressors'	95.2	
4	FFC E-7 to 31	91.6	
5	Near P-028A	91.9	
6	Near P-01B	96.5	
7	Near P-005B	96.2	
8	Near PV-1151 Basket Strainer	85.7	
9	Near P -08A	93.7	
10	Near P -152A	90.6	
11	Near P -006B	96.2	
12	Near P -018A	86.6	
13	Near P -0155A	83.9	

Note: Monitoring Time: Between 6:00 A.M to 10:00 P.M (Day)
: Between 10:00 P.M to 6:00 A.M (Night)

Note: The Ambient Noise Quality Standards are given for reference

Area Code	Category of Area	Limits dB (A) Leq	
		Day Time (6AM – 10PM)	Night Time (10PM – 06AM)
A	Industrial Area	75	70
B	Commercial Area	65	55
C	Residential Area	55	45
D	Silence Zone	50	40

..... End of the Report.....

TC-14814

Authorised

(AUTHORISED SIGNATORY)

(RAVINDER MITTAL)

NOTE: The laboratory accepts the responsibility for content of report. The results contained in this test report related only to the sample tested. Test report shall not be reproduced except in full, without written approval of the laboratory. This report is intended only for your guidance and not for legal purpose or for advertisement. This report shall not be reproduced except in full without the written approval of this organization. Samples will be destroyed after 30 days from the date of issue of test certificate unless otherwise specified. Any complaints about this report should be communicated in writing within 7 days of issue of this report. Total liability of Nitya Laboratories is limited invoiced amount only. **If you have any complaint/feedback regarding the sample collection/testing/test report, please send an email at info@nityalab.com and call at +91-191-2465597, +91-9873924093**

Nitya Work for Quality
NITYA LABORATORIES
BUILDING & ROAD, MATERIAL, SOIL, ENVIRONMENTAL & CALIBRATION TESTING LAB

NITYA LABORATORIES
43, Sector-A1 Ext., Bhalla Enclave, Channi Himmat, Jammu-180 015, J&K (UT), India
+91-191-2465597
info@nityalab.com www.nityalab.com

Test Report

Issued To **M/s Indian Oil Corporation Limited**
Bongaigaon Refinery
Distt. Chirang-783 380, Assam, India

ULR No. : TC148142600001143F
Test Report Date: 23/03/2026

Sample Particulars

Nature of the Sample	:	**Ambient Noise**
Date of Sampling	:	18/03/2026
Purpose of Monitoring	:	To Check the Pollution Load
Method of Sampling	:	IS 9989
Instrument Used	:	Sound Level Meter
Unit	:	DCU – II (Night)

Analysis Report

Sr. No.	Location	Test Result dB(A), Day Time	Test Method
	DCU - II (Night)		IS 9989
1	Operators' Cabin	53.6	
2	Below Furnace	82.3	
3	Near 14-KM-151 Compressors'	94.5	
4	Near P -0153B	86.6	
5	Near P -0152A	91.3	
6	Near P -018A	87.5	
7	Near P -006A	99.7	
8	Near P -013A	97.5	
9	Near P -08B	98.2	
10	Near P -09B	91.8	
11	Near P -016B	90.6	
12	Near P -031B	90.1	
13	Near PV-1151 Basket Strainer	86.3	

Note: Monitoring Time: Between 6:00 A.M to 10:00 P.M (Day)
. Between 10:00 P.M to 6:00 A.M (Night)

Note: The Ambient Noise Quality Standards are given for reference

Area Code	Category of Area	Limits dB (A) Leq	
		Day Time (6AM – 10PM)	Night Time (10PM – 06AM)
A	Industrial Area	75	70
B	Commercial Area	65	55
C	Residential Area	55	45
D	Silence Zone	50	40

..... **End of the Report**.....

TC-14814

NITYA LABORATORIES Authorised

(AUTHORISED SIGNATORY)

(RAVINDER MITTAL)

NOTE: The laboratory accepts the responsibility for content of report. The results contained in this test report related only to the sample tested. Test report shall not be reproduced except in full, without written approval of the laboratory. This report is intended only for your guidance and not for legal purpose or for advertisement. This report shall not be reproduced except in full without the written approval of this organization. Samples will be destroyed after 30 days from the date of issue of test certificate unless otherwise specified. Any complaints about this report should be communicated in writing within 7 days of issue of this report. Total liability of Nitya Laboratories is limited invoiced amount only. **If you have any complaint/feedback regarding the sample collection/testing/test report, please send an email at info@nityalab.com and call at +91-191-2465597, +91-9873924093**

Nitya Work for Quality
NITYA LABORATORIES
BUILDING & ROAD, MATERIAL, SOIL, ENVIRONMENTAL & CALIBRATION TESTING LAB

NITYA LABORATORIES
43, Sector-A1 Ext., Bhalla Enclave, Channi Himmat, Jammu-180 015, J&K (UT), India
+91-191-2465597
info@nityalab.com www.nityalab.com

Test Report

Issued To **M/s Indian Oil Corporation Limited**
Bongaigaon Refinery
Distt. Chirang-783 380, Assam, India

ULR No. : TC148142600000959F
Test Report Date: 12/03/2026

Sample Particulars

Nature of the Sample	:	**Ambient Noise**
Date of Sampling	:	07/02/2026
Purpose of Monitoring	:	To Check the Pollution Load
Method of Sampling	:	IS 9989
Instrument Used	:	Sound Level Meter
Unit	:	CRU – MSQ (Day)

Analysis Report

Sr. No.	Location	Test Result dB(A), Day Time	Test Method
	CRU - MSQ (Day)		
1	Control Room	56.3	
2	Operators' Cabin	57.8	
3	25-E-038 A/B MO- 1&2 Middle	88.4	
4	21-MP-011C	96.7	
5	22-MP-001C	97.5	
6	26-P-02B	98.2	
7	25-P-010A	92.6	IS 9989
8	25-P-014A	92.2	
9	25-F-001 Below Furnace	96.8	
10	26-F-001A Below Furnace	81.9	
11	22-MK-101&102	95.5	
12	22-MK-103	88.3	
13	25-MP-09B	91.6	
14	25-MP-06B	96.2	

Note: Monitoring Time: Between 6:00 A.M to 10:00 P.M (Day)
: Between 10:00 P.M to 6:00 A.M (Night)

Note: The Ambient Noise Quality Standards are given for reference

Area Code	Category of Area	Limits dB (A) Leq	
		Day Time (6AM – 10PM)	Night Time (10PM – 06AM)
A	Industrial Area	75	70
B	Commercial Area	65	55
C	Residential Area	55	45
D	Silence Zone	50	40

..... End of the Report.....

TC-14814

(AUTHORISED SIGNATORY)
(RAVINDER MITTAL)

NOTE: The laboratory accepts the responsibility for content of report. The results contained in this test report related only to the sample tested. Test report shall not be reproduced except in full, without written approval of the laboratory. This report is intended only for your guidance and not for legal purpose or for advertisement. This report shall not be reproduced except in full without the written approval of this organization. Samples will be destroyed after 30 days from the date of issue of test certificate unless otherwise specified. Any complaints about this report should be communicated in writing within 7 days of issue of this report. Total liability of Nitya Laboratories is limited invoiced amount only. **If you have any complaint/feedback regarding the sample collection/testing/test report, please send an email at info@nityalab.com and call at +91-191-2465597, +91-9873924093**

Nitya Work for Quality
NITYA LABORATORIES
BUILDING & ROAD, MATERIAL, SOIL, ENVIRONMENTAL & CALIBRATION TESTING LAB

NITYA LABORATORIES
43, Sector-A1 Ext., Bhalla Enclave, Channi Himmat, Jammu-180 015, J&K (UT), India
+91-191-2465597
info@nityalab.com www.nityalab.com

Test Report

Issued To **M/s Indian Oil Corporation Limited**
Bongaigaon Refinery
Distt. Chirang-783 380, Assam, India

ULR No. : TC148142600000959F
Test Report Date: 12/03/2026

Analysis Report

Sr. No.	Location	Test Result dB(A), Day Time	Test Method
	CRU - MSQ (Day)		IS 9989
15	25-MP-001A	94.2	
16	25-MP-002A	97.5	
17	25-MP-013B	89.7	
18	25-MP-011B	93.0	
19	22-MP-002A	90.8	
20	25-P-022B	82.6	
21	25-MP-08A	91.3	
22	25-MK-001A	87.5	
23	21-MK-001A	92.1	
24	22-MK-001A	94.6	
25	25-E-038 A/B MO – 1 & 2	88.4	

Note: Monitoring Time: Between 6:00 A.M to 10:00 P.M (Day)
: Between 10:00 P.M to 6:00 A.M (Night)

Note: The Ambient Noise Quality Standards are given for reference

Area Code	Category of Area	Limits dB (A) Leq	
		Day Time (6AM – 10PM)	Night Time (10PM – 06AM)
A	Industrial Area	75	70
B	Commercial Area	65	55
C	Residential Area	55	45
D	Silence Zone	50	40

..... End of the Report.....

TC-14814

(AUTHORISED SIGNATORY)
(RAVINDER MITTAL)

NOTE: The laboratory accepts the responsibility for content of report. The results contained in this test report related only to the sample tested. Test report shall not be reproduced except in full, without written approval of the laboratory. This report is intended only for your guidance and not for legal purpose or for advertisement. This report shall not be reproduced except in full without the written approval of this organization. Samples will be destroyed after 30 days from the date of issue of test certificate unless otherwise specified. Any complaints about this report should be communicated in writing within 7 days of issue of this report. Total liability of Nitya Laboratories is limited invoiced amount only. **If you have any complaint/feedback regarding the sample collection/testing/test report, please send an email at info@nityalab.com and call at +91-191-2465597, +91-9873924093**

Nitya Work for Quality
NITYA LABORATORIES
BUILDING & ROAD, MATERIAL, SOIL, ENVIRONMENTAL & CALIBRATION TESTING LAB

NITYA LABORATORIES
43, Sector-A1 Ext., Bhalla Enclave, Channi Himmat, Jammu-180 015, J&K (UT), India
+91-191-2465597
info@nityalab.com www.nityalab.com

Test Report

Issued To **M/s Indian Oil Corporation Limited**
Bongaigaon Refinery
Distt. Chirang-783 380, Assam, India

ULR No. : TC148142600001144F
Test Report Date: 20/03/2026

Sample Particulars

Nature of the Sample	:	**Ambient Noise**
Date of Sampling	:	16/03/2026
Purpose of Monitoring	:	To Check the Pollution Load
Method of Sampling	:	IS 9989
Instrument Used	:	Sound Level Meter
Unit	:	CRU – MSQ (Night)

Analysis Report

Sr. No.	Location	Test Result dB(A), Day Time	Test Method
	CRU - MSQ (Night)		IS 9989
1	Control Room	54.8	
2	Operators' Cabin	55.3	
3	25-MP-013A	89. 7	
4	25-MP-011A	92.6	
5	25-KPM-01B	85.9	
6	25-MP-021B	90.7	
7	25-MP-018A	90.9	
8	25-MP-015A	89.3	
9	25-P-014B	92.1	
10	26-PM-002B	97.7	
11	26-F-001A Below Furnace	87.2	
12	25-PM-002A	96.0	

Note: Monitoring Time: Between 6:00 A.M to 10:00 P.M (Day)
: Between 10:00 P.M to 6:00 A.M (Night)

Note: The Ambient Noise Quality Standards are given for reference

Area Code	Category of Area	Limits dB (A) Leq	
		Day Time (6AM – 10PM)	Night Time (10PM – 06AM)
A	Industrial Area	75	70
B	Commercial Area	65	55
C	Residential Area	55	45
D	Silence Zone	50	40

..... End of the Report.....

TC-14814

NITYA LABORATORIES Authorised

(AUTHORISED SIGNATORY)
(RAVINDER MITTAL)

NOTE: The laboratory accepts the responsibility for content of report. The results contained in this test report related only to the sample tested. Test report shall not be reproduced except in full, without written approval of the laboratory. This report is intended only for your guidance and not for legal purpose or for advertisement. This report shall not be reproduced except in full without the written approval of this organization. Samples will be destroyed after 30 days from the date of issue of test certificate unless otherwise specified. Any complaints about this report should be communicated in writing within 7 days of issue of this report. Total liability of Nitya Laboratories is limited invoiced amount only. **If you have any complaint/feedback regarding the sample collection/testing/test report, please send an email at info@nityalab.com and call at +91-191-2465597, +91-9873924093**

Nitya
Work for Quality
NITYA LABORATORIES
BUILDING & ROAD, MATERIAL, SOIL, ENVIRONMENTAL & CALIBRATION TESTING LAB

NITYA LABORATORIES
43, Sector-A1 Ext., Bhalla Enclave, Channi Himmat, Jammu-180 015, J&K (UT), India
+91-191-2465597
info@nityalab.com www.nityalab.com

Test Report

Issued To **M/s Indian Oil Corporation Limited**
Bongaigaon Refinery
Distt. Chirang-783 380, Assam, India

ULR No. : TC148142600001144F
Test Report Date: 20/03/2026

Analysis Report

Sr. No.	Location	Test Result dB(A), Day Time	Test Method
	CRU - MSQ (Night)		
13	25-PM-001B	90.8	IS 9989
14	22-PM-001B	91.5	
15	25-MP-012A	90.2	
16	25-P-010A	95.6	
17	25-F-001 Below Furnace	98.2	
18	22-MK-101&102	102.8	

Note: Monitoring Time: Between 6:00 A.M to 10:00 P.M (Day)
: Between 10:00 P.M to 6:00 A.M (Night)

Note: The Ambient Noise Quality Standards are given for reference

Area Code	Category of Area	Limits dB (A) Leq	
		Day Time (6AM – 10PM)	Night Time (10PM – 06AM)
A	Industrial Area	75	70
B	Commercial Area	65	55
C	Residential Area	55	45
D	Silence Zone	50	40

..... End of the Report.....

TC-14814

(AUTHORISED SIGNATORY)
(RAVINDER MITTAL)

NOTE: The laboratory accepts the responsibility for content of report. The results contained in this test report related only to the sample tested. Test report shall not be reproduced except in full, without written approval of the laboratory. This report is intended only for your guidance and not for legal purpose or for advertisement. This report shall not be reproduced except in full without the written approval of this organization. Samples will be destroyed after 30 days from the date of issue of test certificate unless otherwise specified. Any complaints about this report should be communicated in writing within 7 days of issue of this report. Total liability of Nitya Laboratories is limited invoiced amount only. **If you have any complaint/feedback regarding the sample collection/testing/test report, please send an email at info@nityalab.com and call at +91-191-2465597, +91-9873924093**

Nitya Work for Quality
NITYA LABORATORIES
BUILDING & ROAD, MATERIAL, SOIL, ENVIRONMENTAL & CALIBRATION TESTING LAB

NITYA LABORATORIES
43, Sector-A1 Ext., Bhalla Enclave, Channi Himmat, Jammu-180 015, J&K (UT), India
+91-191-2465597
info@nityalab.com www.nityalab.com

Test Report

Issued To **M/s Indian Oil Corporation Limited**
Bongaigaon Refinery
Distt. Chirang-783 380, Assam, India

ULR No. : TC148142600001155F
Test Report Date: 03/04/2026

Sample Particulars

Nature of the Sample	:	**Ambient Noise**
Date of Sampling	:	31/03/2026
Purpose of Monitoring	:	To Check the Pollution Load
Method of Sampling	:	IS 9989
Instrument Used	:	Sound Level Meter
Unit	:	LPG (Day)

Analysis Report

Sr. No.	Location	Test Result dB(A), Day Time	Test Method
	LPG (Day)		IS 9989
1	Control Room	54.2	
2	Operator Cabin	57.8	
3	Loading Area (Bay- 2)	82.4	
4	Near 103-PM-001A/B	84.1	
5	Near 103-PM-003C	82.5	

Note: Monitoring Time: Between 6:00 A.M to 10:00 P.M (Day)
: Between 10:00 P.M to 6:00 A.M (Night)

Note: The Ambient Noise Quality Standards are given for reference

Area Code	Category of Area	Limits dB (A) Leq	
		Day Time (6AM – 10PM)	Night Time (10PM – 06AM)
A	Industrial Area	75	70
B	Commercial Area	65	55
C	Residential Area	55	45
D	Silence Zone	50	40

..... **End of the Report**.....

TC-14814

Authorised

(AUTHORISED SIGNATORY)
(RAVINDER MITTAL)

NOTE: The laboratory accepts the responsibility for content of report. The results contained in this test report related only to the sample tested. Test report shall not be reproduced except in full, without written approval of the laboratory. This report is intended only for your guidance and not for legal purpose or for advertisement. This report shall not be reproduced except in full without the written approval of this organization. Samples will be destroyed after 30 days from the date of issue of test certificate unless otherwise specified. Any complaints about this report should be communicated in writing within 7 days of issue of this report. Total liability of Nitya Laboratories is limited invoiced amount only. **If you have any complaint/feedback regarding the sample collection/testing/test report, please send an email at info@nityalab.com and call at +91-191-2465597, +91-9873924093**

Nitya Work for Quality
NITYA LABORATORIES
BUILDING & ROAD, MATERIAL, SOIL, ENVIRONMENTAL & CALIBRATION TESTING LAB

NITYA LABORATORIES
43, Sector-A1 Ext., Bhalla Enclave, Channi Himmat, Jammu-180 015, J&K (UT), India
+91-191-2465597
info@nityalab.com www.nityalab.com

Test Report

Issued To **M/s Indian Oil Corporation Limited**
Bongaigaon Refinery
Distt. Chirang-783 380, Assam, India

ULR No. : TC148142600001034F
Test Report Date: 21/03/2026

Sample Particulars

Nature of the Sample	:	**Ambient Noise**
Date of Sampling	:	18/03/2026
Purpose of Monitoring	:	To Check the Pollution Load
Method of Sampling	:	IS 9989
Instrument Used	:	Sound Level Meter
Unit	:	LPG (Night)

Analysis Report

Sr. No.	Location	Test Result dB(A), Day Time	Test Method
	LPG (Night)		IS 9989
1	Control Room	52.8	
2	Operator Cabin	53.6	
3	Loading Area (Bay- 2)	80.3	
4	Near 103-PM-001A/B	84.0	
5	Near 103-PM-003C	81.2	

Note: Monitoring Time: Between 6:00 A.M to 10:00 P.M (Day)
: Between 10:00 P.M to 6:00 A.M (Night)

Note: The Ambient Noise Quality Standards are given for reference

Area Code	Category of Area	Limits dB (A) Leq	
		Day Time (6AM – 10PM)	Night Time (10PM – 06AM)
A	Industrial Area	75	70
B	Commercial Area	65	55
C	Residential Area	55	45
D	Silence Zone	50	40

..... End of the Report.....

TC-14814

(AUTHORISED SIGNATORY)
(RAVINDER MITTAL)

NOTE: The laboratory accepts the responsibility for content of report. The results contained in this test report related only to the sample tested. Test report shall not be reproduced except in full, without written approval of the laboratory. This report is intended only for your guidance and not for legal purpose or for advertisement. This report shall not be reproduced except in full without the written approval of this organization. Samples will be destroyed after 30 days from the date of issue of test certificate unless otherwise specified. Any complaints about this report should be communicated in writing within 7 days of issue of this report. Total liability of Nitya Laboratories is limited invoiced amount only. **If you have any complaint/feedback regarding the sample collection/testing/test report, please send an email at info@nityalab.com and call at +91-191-2465597, +91-9873924093**

Nitya Work for Quality
NITYA LABORATORIES
BUILDING & ROAD, MATERIAL, SOIL, ENVIRONMENTAL & CALIBRATION TESTING LAB

NITYA LABORATORIES
43, Sector-A1 Ext., Bhalla Enclave, Channi Himmat, Jammu-180 015, J&K (UT), India
+91-191-2465597
info@nityalab.com www.nityalab.com

Test Report

Issued To **M/s Indian Oil Corporation Limited**
Bongaigaon Refinery
Distt. Chirang-783 380, Assam, India

ULR No. : TC148142600001033F
Test Report Date: 21/03/2026

Sample Particulars

Nature of the Sample	:	**Ambient Noise**
Date of Sampling	:	18/03/2026
Purpose of Monitoring	:	To Check the Pollution Load
Method of Sampling	:	IS 9989
Instrument Used	:	Sound Level Meter
Unit	:	Pump House # 1 (Day)

Analysis Report

Sr. No.	Location	Test Result dB(A), Day Time	Test Method
Pump House # 1 (Day)			IS 9989
1	Change Room	62.4	
2	Old Pump House #1 (Near 11-PM-001A)	94.8	
3	New Pump House #1 (Near 11-P-001E)	98.3	

Note: Monitoring Time: Between 6:00 A.M to 10:00 P.M (Day)
: Between 10:00 P.M to 6:00 A.M (Night)

Note: The Ambient Noise Quality Standards are given for reference

Area Code	Category of Area	Limits dB (A) Leq	
		Day Time (6AM – 10PM)	Night Time (10PM – 06AM)
A	Industrial Area	75	70
B	Commercial Area	65	55
C	Residential Area	55	45
D	Silence Zone	50	40

..... **End of the Report**.....

TC-14814

NITYA LABORATORIES Authorised

(AUTHORISED SIGNATORY)
(RAVINDER MITTAL)

NOTE: The laboratory accepts the responsibility for content of report. The results contained in this test report related only to the sample tested. Test report shall not be reproduced except in full, without written approval of the laboratory. This report is intended only for your guidance and not for legal purpose or for advertisement. This report shall not be reproduced except in full without the written approval of this organization. Samples will be destroyed after 30 days from the date of issue of test certificate unless otherwise specified. Any complaints about this report should be communicated in writing within 7 days of issue of this report. Total liability of Nitya Laboratories is limited invoiced amount only. **If you have any complaint/feedback regarding the sample collection/testing/test report, please send an email at info@nityalab.com and call at +91-191-2465597, +91-9873924093**

Nitya Work for Quality
NITYA LABORATORIES
BUILDING & ROAD, MATERIAL, SOIL, ENVIRONMENTAL & CALIBRATION TESTING LAB

NITYA LABORATORIES
43, Sector-A1 Ext., Bhalla Enclave, Channi Himmat, Jammu-180 015, J&K (UT), India
+91-191-2465597
info@nityalab.com www.nityalab.com

Test Report

issued To **M/s Indian Oil Corporation Limited**
Bongaigaon Refinery
Distt. Chirang-783 380, Assam, India

ULR No. : TC148142600001145F
Test Report Date: 23/03/2026

Sample Particulars

Nature of the Sample	:	**Ambient Noise**
Date of Sampling	:	18/03/2026
Purpose of Monitoring	:	To Check the Pollution Load
Method of Sampling	:	IS 9989
Instrument Used	:	Sound Level Meter
Unit	:	Pump House # 1

Analysis Report

Sr. No.	Location	Test Result dB(A), Day Time	Test Method
Pump House # 1 (Night)			IS 9989
1	Change Room	61.7	
2	Old Pump House #1 (Near 11-PM-001A)	95.4	
3	New Pump House #1 (Near 11-P-001E)	99.6	

Note: Monitoring Time: Between 6:00 A.M to 10:00 P.M (Day)
: Between 10:00 P.M to 6:00 A.M (Night)

Note: The Ambient Noise Quality Standards are given for reference

Area Code	Category of Area	Limits dB (A) Leq	
		Day Time (6AM – 10PM)	Night Time (10PM – 06AM)
A	Industrial Area	75	70
B	Commercial Area	65	55
C	Residential Area	55	45
D	Silence Zone	50	40

..... **End of the Report**.....

TC-14814

(AUTHORISED SIGNATORY)
(RAVINDER MITTAL)

NOTE: The laboratory accepts the responsibility for content of report. The results contained in this test report related only to the sample tested. Test report shall not be reproduced except in full, without written approval of the laboratory. This report is intended only for your guidance and not for legal purpose or for advertisement. This report shall not be reproduced except in full without the written approval of this organization. Samples will be destroyed after 30 days from the date of issue of test certificate unless otherwise specified. Any complaints about this report should be communicated in writing within 7 days of issue of this report. Total liability of Nitya Laboratories is limited invoiced amount only. **If you have any complaint/feedback regarding the sample collection/testing/test report, please send an email at lab@nityalab.com and call at +91-191-2465597, +91-9873924093**

Nitya Work for Quality
NITYA LABORATORIES
BUILDING & ROAD, MATERIAL, SOIL, ENVIRONMENTAL & CALIBRATION TESTING LAB

NITYA LABORATORIES
43, Sector-A1 Ext., Bhalla Enclave, Channi Himmat, Jammu-180 015, J&K (UT), India
+91-191-2465597
info@nityalab.com www.nityalab.com

Test Report

Issued To **M/s Indian Oil Corporation Limited**
Bongaigaon Refinery
Distt. Chirang-783 380, Assam, India

ULR No. : TC148142600001032F
Test Report Date: 24/03/2026

Sample Particulars

Nature of the Sample	:	**Ambient Noise**
Date of Sampling	:	19/03/2026
Purpose of Monitoring	:	To Check the Pollution Load
Method of Sampling	:	IS 9989
Instrument Used	:	Sound Level Meter
Unit	:	WWTP & TTP (Day)

Analysis Report

Sr. No.	Location	Test Result dB(A), Day Time	Test Method
	WWTP & TTP (Day)		IS 9989
1	WWTP Control Room	54.2	
2	Rep Bio Sludge PH (WWTP)	80.7	
3	Integrating Pump House CRU	81.3	
4	TTP Control Room	53.9	
	New Fire Water Pump House		
5	Near Diesel Pump	87.6	
6	55-PM-OO5 A (Lube Oil)	86.4	
7	Near 26- PV- 544 Control Valve	85.9	

Note: Monitoring Time: Between 6:00 A.M to 10:00 P.M (Day)
: Between 10:00 P.M to 6:00 A.M (Night)

Note: The Ambient Noise Quality Standards are given for reference

Area Code	Category of Area	Limits dB (A) Leq	
		Day Time (6AM – 10PM)	Night Time (10PM – 06AM)
A	Industrial Area	75	70
B	Commercial Area	65	55
C	Residential Area	55	45
D	Silence Zone	50	40

..... End of the Report.....

TC-14814

(AUTHORISED SIGNATORY)
(RAVINDER MITTAL)

NOTE: The laboratory accepts the responsibility for content of report. The results contained in this test report related only to the sample tested. Test report shall not be reproduced except in full, without written approval of the laboratory. This report is intended only for your guidance and not for legal purpose or for advertisement. This report shall not be reproduced except in full without the written approval of this organization. Samples will be destroyed after 30 days from the date of issue of test certificate unless otherwise specified. Any complaints about this report should be communicated in writing within 7 days of issue of this report. Total liability of Nitya Laboratories is limited invoiced amount only. **If you have any complaint/feedback regarding the sample collection/testing/test report, please send an email at info@nityalab.com and call at +91-191-2465597, +91-9873924093**

Nitya Work for Quality
NITYA LABORATORIES
BUILDING & ROAD, MATERIAL, SOIL, ENVIRONMENTAL & CALIBRATION TESTING LAB

NITYA LABORATORIES
43, Sector-A1 Ext., Bhalla Enclave, Channi Himmat, Jammu-180 015, J&K (UT), India
+91-191-2465597
info@nityalab.com www.nityalab.com

Test Report

Issued To **M/s Indian Oil Corporation Limited**
Bongaigaon Refinery
Distt. Chirang-783 380, Assam, India

ULR No. : TC148142600001148F
Test Report Date: 21/03/2026

Sample Particulars

Nature of the Sample	:	**Ambient Noise**
Date of Sampling	:	16/03/2026
Purpose of Monitoring	:	To Check the Pollution Load
Method of Sampling	:	IS 9989
Instrument Used	:	Sound Level Meter
Unit	:	BS - VI

Analysis Report

Sr. No.	Location	Test Result dB(A), Day Time	Test Method
	BS - VI (Day)		IS 9989
1	BS-IV Control Room	60.7	
2	Change Room	54.5	
3	104 KM-001B	87.1	
4	104 KM-002B	84.6	
5	104-PM-001A	94.3	
6	104-PM-003A	86.9	
7	104-PM-007A	87.2	
8	104-PM-002A	87.5	
9	86A-PM-0101A	84.2	
10	86A-PM-102A	88.1	
11	86A-PM-03A	86.7	
12	84A-PM-003A	86.2	
13	84A-PM-001A	87.6	

Note: Monitoring Time: Between 6:00 A.M to 10:00 P.M (Day)
: Between 10:00 P.M to 6:00 A.M (Night)

Note: The Ambient Noise Quality Standards are given for reference

Area Code	Category of Area	Limits dB (A) Leq	
		Day Time (6AM – 10PM)	Night Time (10PM – 06AM)
A	Industrial Area	75	70
B	Commercial Area	65	55
C	Residential Area	55	45
D	Silence Zone	50	40

..... End of the Report.....

TC-14814

NITYA LABORATORIES Authorised

(AUTHORISED SIGNATORY)
(RAVINDER MITTAL)

NOTE: The laboratory accepts the responsibility for content of report. The results contained in this test report related only to the sample tested. Test report shall not be reproduced except in full, without written approval of the laboratory. This report is intended only for your guidance and not for legal purpose or for advertisement. This report shall not be reproduced except in full without the written approval of this organization. Samples will be destroyed after 30 days from the date of issue of test certificate unless otherwise specified. Any complaints about this report should be communicated in writing within 7 days of issue of this report. Total liability of Nitya Laboratories is limited invoiced amount only. **If you have any complaint/feedback regarding the sample collection/testing/test report, please send an email at info@nityalab.com and call at +91-191-2465597, +91-9873924093**

Nitya Work for Quality
NITYA LABORATORIES
BUILDING & ROAD, MATERIAL, SOIL, ENVIRONMENTAL & CALIBRATION TESTING LAB

NITYA LABORATORIES
43, Sector-A1 Ext., Bhalla Enclave, Channi Himmat, Jammu-180 015, J&K (UT), India
+91-191-2465597
info@nityalab.com www.nityalab.com

Test Report

Issued To **M/s Indian Oil Corporation Limited**
Bongaigaon Refinery
Distt. Chirang-783 380, Assam, India

ULR No. : TC148142600001017F
Test Report Date: 20/03/2026

Sample Particulars

Nature of the Sample	:	**Ambient Noise**
Date of Sampling	:	16/03/2026
Purpose of Monitoring	:	To Check the Pollution Load
Method of Sampling	:	IS 9989
Instrument Used	:	Sound Level Meter
Unit	:	BS – VI (Night)

Analysis Report

Sr. No.	Location	Test Result dB(A), Day Time	Test Method
	BS - VI (Night)		IS 9989
1	BS-IV Control Room	61.4	
2	Change Room	53.0	
3	104 KM-001B	86.8	
4	104 KM-002B	85.2	
5	104-PM-007A	86.3	
6	104-PM-003A	85.2	
7	104-PM-001A	96.4	
8	104-PM-002A	85.1	
9	86A-PM-0101A	85.4	
10	86A-PM-102A	86.3	
11	86A-PM-103B	85.2	
12	86A-PM-03A	88.9	
13	84A-PM-004A	87.5	
14	84A-PM-001A	85.4	
15	84A-PM-006A	86.6	

Note: Monitoring Time: Between 6:00 A.M to 10:00 P.M (Day)
: Between 10:00 P.M to 6:00 A.M (Night)

Note: The Ambient Noise Quality Standards are given for reference

Area Code	Category of Area	Limits dB (A) Leq	
		Day Time (6AM – 10PM)	Night Time (10PM – 06AM)
A	Industrial Area	75	70
B	Commercial Area	65	55
C	Residential Area	55	45
D	Silence Zone	50	40

..... End of the Report.....

TC-14814

Authorised

(AUTHORISED SIGNATORY)
(RAVINDER MITTAL)

NOTE: The laboratory accepts the responsibility for content of report. The results contained in this test report related only to the sample tested. Test report shall not be reproduced except in full, without written approval of the laboratory. This report is intended only for your guidance and not for legal purpose or for advertisement. This report shall not be reproduced except in full without the written approval of this organization. Samples will be destroyed after 30 days from the date of issue of test certificate unless otherwise specified. Any complaints about this report should be communicated in writing within 7 days of issue of this report. Total liability of Nitya Laboratories is limited invoiced amount only. **If you have any complaint/feedback regarding the sample collection/testing/test report, please send an email at info@nityalab.com and call at +91-191-2465597, +91-9873924093**

Nitya Work for Quality
NITYA LABORATORIES
BUILDING & ROAD, MATERIAL, SOIL, ENVIRONMENTAL & CALIBRATION TESTING LAB

NITYA LABORATORIES
43, Sector-A1 Ext., Bhalla Enclave, Channi Himmat, Jammu-180 015, J&K (UT), India
+91-191-2465597
info@nityalab.com www.nityalab.com

Test Report

Issued To **M/s Indian Oil Corporation Limited**
Bongaigaon Refinery
Distt. Chirang-783 380, Assam, India

ULR No. : TC148142600001016F
Test Report Date: 17/03/2026

Sample Particulars

Nature of the Sample	:	**Ambient Noise**
Date of Sampling	:	13/03/2026
Purpose of Monitoring	:	To Check the Pollution Load
Method of Sampling	:	IS 9989
Instrument Used	:	Sound Level Meter
Unit	:	Quality Control Laboratory

Analysis Report

Sr. No.	Location	Test Result dB(A), Day Time	Test Method
	Quality Control Laboratory (Day)		IS 9989
1	Analyst Sitting Room (04)	52.4	
2	Black Oil Room	65.9	
3	Ron Engine Room	68.3	
4	Laboratory Hall	61.1	
5	Instrument Room No.1	61.7	
6	Instrument Room No.2	59.2	
7	Shift In-Charge Room (02)	52.6	
	First Floor		
8	Analyst Sitting Room (11)	52.3	
9	Microbial Laboratory Room	56.1	
10	Density Room	62.4	
11	Laboratory Hall Middle	54.8	
12	Instrument Room No.1	57.2	
13	Instrument Room No.2	54.9	

Note: Monitoring Time: Between 6:00 A.M to 10:00 P.M (Day)
: Between 10:00 P.M to 6:00 A.M (Night)

Note: The Ambient Noise Quality Standards are given for reference

Area Code	Category of Area	Limits dB (A) Leq	
		Day Time (6AM – 10PM)	Night Time (10PM – 06AM)
A	Industrial Area	75	70
B	Commercial Area	65	55
C	Residential Area	55	45
D	Silence Zone	50	40

..... End of the Report.....

TC-14814

Authorised

(AUTHORISED SIGNATORY)
(RAVINDER MITTAL)

NOTE: The laboratory accepts the responsibility for content of report. The results contained in this test report related only to the sample tested. Test report shall not be reproduced except in full, without written approval of the laboratory. This report is intended only for your guidance and not for legal purpose or for advertisement. This report shall not be reproduced except in full without the written approval of this organization. Samples will be destroyed after 30 days from the date of issue of test certificate unless otherwise specified. Any complaints about this report should be communicated in writing within 7 days of issue of this report. Total liability of Nitya Laboratories is limited invoiced amount only. **If you have any complaint/feedback regarding the sample collection/testing/test report, please send an email at info@nityalab.com and call at +91-191-2465597, +91-9873924093**

Nitya Work for Quality
NITYA LABORATORIES
BUILDING & ROAD, MATERIAL, SOIL, ENVIRONMENTAL & CALIBRATION TESTING LAB

NITYA LABORATORIES
43, Sector-A1 Ext., Bhalla Enclave, Channi Himmat, Jammu-180 015, J&K (UT), India
+91-191-2465597
info@nitylab.com www.nitylab.com

Test Report

Issued To **M/s Indian Oil Corporation Limited**
Bongaigaon Refinery
Distt. Chirang-783 380, Assam, India

ULR No. : TC148142600001015F
Test Report Date: 18/03/2026

Sample Particulars

Nature of the Sample	:	**Ambient Noise**
Date of Sampling	:	13/03/202
Purpose of Monitoring	:	To Check the Pollution Load
Method of Sampling	:	IS 9989
Instrument Used	:	Sound Level Meter
Unit	:	Inside Plant Boundary (CISF Towers & Tube Well Area) (Day)

Analysis Report

Sr. No.	Location	Test Result dB(A), Day Time	Test Method
Inside Plant Boundary (CISF Towers & Tube Well Area) (Day)			IS 9989
1	Near CISF Tower No. 9	53.8	
2	Near CISF Tower No. 19	51.4	
3	Near CISF Tower No. 18	52.6	
4	Near Tube Well # 4	54.2	
5	Near CISF Tower No. 11 (Gate-05)	53.8	
6	Near Tube Well # 16	52.4	
7	Near CISF Tower No. 16	52.6	
8	Near CISF Tower No.15	52.2	
9	Near Tube Well # 14	53.7	
10	Near CISF Tower No. 13	52.8	
11	Near CISF Tower No. 12	53.2	
12	Near CISF Tower No. 10	51.5	
13	Near CISF Tower No.08	51.3	
14	Near CISF Tower No. 7	51.9	

Note: Monitoring Time: Between 6:00 A.M to 10:00 P.M (Day)
: Between 10:00 P.M to 6:00 A.M (Night)

Note: The Ambient Noise Quality Standards are given for reference

Area Code	Category of Area	Limits dB (A) Leq	
		Day Time (6AM – 10PM)	Night Time (10PM – 06AM)
A	Industrial Area	75	70
B	Commercial Area	65	55
C	Residential Area	55	45
D	Silence Zone	50	40

TC-14814

(AUTHORISED SIGNATORY)
(RAVINDER MITTAL)

NOTE: The laboratory accepts the responsibility for content of report. The results contained in this test report related only to the sample tested. Test report shall not be reproduced except in full, without written approval of the laboratory. This report is intended only for your guidance and not for legal purpose or for advertisement. This report shall not be reproduced except in full without the written approval of this organization. Samples will be destroyed after 30 days from the date of issue of test certificate unless otherwise specified. Any complaints about this report should be communicated in writing within 7 days of issue of this report. Total liability of Nitya Laboratories is limited invoiced amount only. **If you have any complaint/feedback regarding the sample collection/testing/test report, please send an email at info@nitylab.com and call at +91-191-2465597, +91-9873924093**

Nitya Work for Quality
NITYA LABORATORIES
BUILDING & ROAD, MATERIAL, SOIL, ENVIRONMENTAL & CALIBRATION TESTING LAB

NITYA LABORATORIES
43, Sector-A1 Ext., Bhalla Enclave, Channi Himmat, Jammu-180 015, J&K (UT), India
+91-191-2465597
info@nityalab.com www.nityalab.com

Test Report

Issued To **M/s Indian Oil Corporation Limited**
Bongaigaon Refinery
Distt. Chirang-783 380, Assam, India

ULR No. : TC148142600001015F
Test Report Date: 18/03/2026

Analysis Report

Sr. No.	Location	Test Result dB(A), Day Time	Test Method
Inside Plant Boundary (CISF Towers & Tube Well Area) (Day)			IS 9989
15	Near CISF Tower No. 6	52.4	
16	Near Tube Well # 17	53.6	
17	Near CISF Tower No. 17	51.2	
18	Near Tube Well # 13	53.8	
19	Near CISF Tower No. 20	52.3	

Note: Monitoring Time: Between 6:00 A.M to 10:00 P.M (Day)
: Between 10:00 P.M to 6:00 A.M (Night)

Note: The Ambient Noise Quality Standards are given for reference

Area Code	Category of Area	Limits dB (A) Leq	
		Day Time (6AM – 10PM)	Night Time (10PM – 06AM)
A	Industrial Area	75	70
B	Commercial Area	65	55
C	Residential Area	55	45
D	Silence Zone	50	40

..... End of the Report.....

TC-14814

(AUTHORISED SIGNATORY)
(RAVINDER MITTAL)

NOTE: The laboratory accepts the responsibility for content of report. The results contained in this test report related only to the sample tested. Test report shall not be reproduced except in full, without written approval of the laboratory. This report is intended only for your guidance and not for legal purpose or for advertisement. This report shall not be reproduced except in full without the written approval of this organization. Samples will be destroyed after 30 days from the date of issue of test certificate unless otherwise specified. Any complaints about this report should be communicated in writing within 7 days of issue of this report. Total liability of Nitya Laboratories is limited invoiced amount only. **If you have any complaint/feedback regarding the sample collection/testing/test report, please send an email at info@nityalab.com and call at +91-191-2465597, +91-9873924093**

Nitya Work for Quality
NITYA LABORATORIES
BUILDING & ROAD, MATERIAL, SOIL, ENVIRONMENTAL & CALIBRATION TESTING LAB

NITYA LABORATORIES
43, Sector-A1 Ext., Bhalla Enclave, Channi Himmat, Jammu-180 015, J&K (UT), India
+91-191-2465597
info@nityalab.com www.nityalab.com

Test Report

Issued To **M/s Indian Oil Corporation Limited**
Bongaigaon Refinery
Distt. Chirang-783 380, Assam, India

ULR No. : TC148142600001156F
Test Report Date: 30/03/2026

Sample Particulars

Nature of the Sample	:	**Ambient Noise**
Date of Sampling	:	25/03/2026
Purpose of Monitoring	:	To Check the Pollution Load
Method of Sampling	:	IS 9989
Instrument Used	:	Sound Level Meter
Place of Monitoring	:	Residential Area

Analysis Report

Sr. No.	Location	Test Result dB(A) Day Time	Test Result dB(A) Night Time
Permissible Limit in *dB(A) Leq for Industrial Area		**75 dB(A)**	**70 dB(A)**
1	Manjeera House	54.1	49.3
2	Near Deoshree G/H	56.8	45.5
3	Near BGR, Hospital	54.2	45.8
4	Near D.P.School, BGR	55.6	43.2
5	BGR, Township Manas (G/H)	54.3	43.6
6	Manasa Mandhir	53.5	44.8

Remark:
*dB (A) Leq denotes the time weighted average of the level of sound in decibel on scale 'A' which is relatable to human hearing.
CPCB = *Central Pollution Control Board*

Note: The Ambient Noise Quality Standards are given for reference

Area Code	Category of Area	Limits dB (A) Leq	
		Day Time (6AM – 10PM)	Night Time (10PM – 06AM)
A	Industrial Area	75	70
B	Commercial Area	65	55
C	Residential Area	55	45
D	Silence Zone	50	40

..... **End of the Report**.....

TC-14814

(AUTHORISED SIGNATORY)
(RAVINDER MITTAL)

NOTE: The laboratory accepts the responsibility for content of report. The results contained in this test report related only to the sample tested. Test report shall not be reproduced except in full, without written approval of the laboratory. This report is intended only for your guidance and not for legal purpose or for advertisement. This report shall not be reproduced except in full without the written approval of this organization. Samples will be destroyed after 30 days from the date of issue of test certificate unless otherwise specified. Any complaints about this report should be communicated in writing within 7 days of issue of this report. Total liability of Nitya Laboratories is limited invoiced amount only. **If you have any complaint/feedback regarding the sample collection/testing/test report, please send an email at info@nityalab.com and call at +91-191-2465597, +91-9873924093**

Nitya Work for Quality
NITYA LABORATORIES
BUILDING & ROAD, MATERIAL, SOIL, ENVIRONMENTAL & CALIBRATION TESTING LAB

NITYA LABORATORIES
43, Sector-A1 Ext., Bhalla Enclave, Channi Himmat, Jammu-180 015, J&K (UT), India
+91-191-2465597
info@nityalab.com www.nityalab.com

Test Report

Issued To **M/s Indian Oil Corporation Limited**
Bongaigaon Refinery
Distt. Chirang-783 380, Assam, India

ULR No. : TC148142600001157F
Test Report Date: 31/03/2026

Sample Particulars

Nature of the Sample	:	**Ambient Noise**
Date of Sampling	:	25/03/2026
Purpose of Monitoring	:	To Check the Pollution Load
Method of Sampling	:	IS 9989
Instrument Used	:	Sound Level Meter
Place of Monitoring	:	Industrial Area

Analysis Report

Sr. No.	Location	Test Result dB(A) Day Time	Test Result dB(A) Night Time
Permissible Limit in *dB(A) Leq for Industrial Area		**75 dB(A)**	**70 dB(A)**
1	BGR, Township Gate # 2	63.5	60.3
2	Gate # 1 (Main Gate): S	64.2	57.1
3	Gate # 2 (IOC Marketing): S/W	63.8	60 7
4	Gate # 3 (Near LPG Gate): W	62.4	61.2
5	Gate # 4 (PSF Gate): S/E	62.2	61.5
6	Gate # 5 (Indmax Gate): S/E	63.7	58.3

Remark:
*dB (A) Leq denotes the time weighted average of the level of sound in decibel on scale 'A' which is relatable to human hearing.
CPCB = *Central Pollution Control Board*

Note: The Ambient Noise Quality Standards are given for reference

Area Code	Category of Area	Limits dB (A) Leq	
		Day Time (6AM – 10PM)	Night Time (10PM – 06AM)
A	Industrial Area	75	70
B	Commercial Area	65	55
C	Residential Area	55	45
D	Silence Zone	50	40

..... End of the Report.....

TC-14814

(AUTHORISED SIGNATORY)
(RAVINDER MITTAL)

NOTE: The laboratory accepts the responsibility for content of report. The results contained in this test report related only to the sample tested. Test report shall not be reproduced except in full, without written approval of the laboratory. This report is intended only for your guidance and not for legal purpose or for advertisement. This report shall not be reproduced except in full without the written approval of this organization. Samples will be destroyed after 30 days from the date of issue of test certificate unless otherwise specified. Any complaints about this report should be communicated in writing within 7 days of issue of this report. Total liability of Nitya Laboratories is limited invoiced amount only. **If you have any complaint/feedback regarding the sample collection/testing/test report, please send an email at info@nityalab.com and call at +91-191-2465597, +91-9873924093**